SIXTH EDITON

DEVELOPMENT THROUGH THE Lifespan

LAURA E. BERK

SIXTH EDITION

Development Through the Lifespan

Laura E. Berk

Illinois State University

PEARSON

Boston • Columbus • Indianapolis • New York • San Francisco • Upper Saddle River

Amsterdam • Cape Town • Dubai • London • Madrid • Milan • Munich • Paris • Montréal • Toronto

Delhi • Mexico City • São Paulo • Sydney • Hong Kong • Seoul • Singapore • Taipei • Tokyo

Dedication

To Annie, Bailey, and Penny
in gratitude for wise counsel
and steadfast support

Director, Product Development Operations: Craig Campanella
Managing Editor: Tom Pauken
Development Editor: Judy Ashkenaz
Editorial Assistants: Rachel Trapp, Jennifer Nolan, Carla Worner
Program Manager: Linda Behrens
Senior Production Project Manager: Donna Simons
Media Director: Brian Hyland
Senior Digital Product Manager: Peter Sabatini
Media Project Manager: Caitlin Smith
Director of Marketing: Brandy Dawson
Executive Marketing Manager: Wendy Albert
Senior Operations Specialist: Diane Peirano
Photo Researcher: Sarah Evertson—ImageQuest
Senior Art Director: Leslie Osher
Interior Designer: Carol Somberg
Cover Designer: Joel Gendron, PreMedia Global
Production Project Editors: Jennifer Smyre, Carrie Fox at Electronic Publishing Services Inc., NYC
Project Coordination and Editorial Services: Electronic Publishing Services Inc., NYC
Art Rendering and Electronic Page Makeup: Jouve
Copyeditor and References Editor: Margaret Pinette
Proofreader: Julie Hotchkiss
Indexer: Linda Herr Hallinger
Supplements Project Manager: Leslie Kauffman
Printer/Binder and Cover Printer: Courier, Corp., Kendallville, IN
Text Font: Minion
Cover Art: "In a Puzzling Light" by Harold Gregor

Copyright © 2014, 2010, 2007, 2004, 2001, 1998 by Pearson Education, Inc.

All rights reserved. Printed in the United States of America. This publication is protected by Copyright and permission should be obtained from the publisher prior to any prohibited reproduction, storage in a retrieval system, or transmission in any form or by any means, electronic, mechanical, photocopying, recording, or likewise. To obtain permission(s) to use material from this work, please submit a written request to Pearson Education, Inc., Permissions Department, One Lake Street, Upper Saddle River, New Jersey 07458; or you may fax your request to 201-236-3290.

Library of Congress Cataloging-in-Publication Data
Berk, Laura E.
Development through the lifespan / Laura E. Berk. — [Sixth edition].
pages cm
Includes bibliographical references and index.
ISBN 978-0-205-95760-6
1. Developmental psychology—Textbooks. I. Title.
BF713.B465 2014
155—dc23
2013006664
10 9 8 7 6 5 4 3 2 1

PEARSON

Student Edition
ISBN 10: 0-205-95760-9
ISBN 13: 978-0-205-95760-6

Instructor's Review Edition
ISBN 10: 0-205-95845-1
ISBN 13: 978-0-205-95845-0

À la Carte Edition
ISBN 10: 0-205-95869-9
ISBN 13: 978-0-205-95869-6

About the Author

Laura E. Berk is a distinguished professor of psychology at Illinois State University, where she has taught human development to both undergraduate and graduate students for more than three decades. She received her bachelor's degree in psychology from the University of California, Berkeley, and her master's and doctoral degrees in child development and educational psychology from the University of Chicago. She has been a visiting scholar at Cornell University, UCLA, Stanford University, and the University of South Australia.

Berk has published widely on the effects of school environments on children's development, the development of private speech, and the role of make-believe play in development. Her research has been funded by the U.S. Office of Education and the National Institute of Child Health and Human Development. It has appeared in many prominent journals, including *Child Development, Developmental Psychology, Merrill-Palmer Quarterly, Journal of Abnormal Child Psychology, Development and Psychopathology,* and *Early Childhood Research Quarterly.* Her empirical studies have attracted the attention of the general public, leading to contributions to *Psychology Today* and *Scientific American.* She has also been featured on National Public Radio's *Morning Edition* and in *Parents Magazine, Wondertime,* and *Reader's Digest.*

Berk has served as a research editor of *Young Children* and as a consulting editor for *Early Childhood Research Quarterly.* Currently, she is associate editor of the *Journal of Cognitive Education and Psychology.* She is a frequent contributor to edited volumes on early childhood development, having recently authored chapters on the importance of parenting, on make-believe play, and on the kindergarten child. She has also written the article on social development for *The Child: An Encyclopedic Companion;* the article on Vygotsky for the *Encyclopedia of Cognitive Science;* and the chapter on storytelling as a teaching strategy for *Voices of Experience: Memorable Talks from the National Institute on the Teaching of Psychology* (Association for Psychological Science). She is coauthor of the forthcoming chapter on make-believe play and self-regulation in the *Sage Handbook of Play in Early Childhood.*

Berk's books include *Private Speech: From Social Interaction to Self-Regulation; Scaffolding Children's Learning: Vygotsky and Early Childhood Education; Landscapes of Development: An Anthology of Readings;* and *A Mandate for Playful Learning in Preschool: Presenting the Evidence.* In addition to *Development Through the Lifespan,* she is author of the best-selling texts *Child Development* and *Infants, Children, and Adolescents,* published by Pearson. Her book for parents and teachers is *Awakening Children's Minds: How Parents and Teachers Can Make a Difference.*

Berk is active in work for children's causes. In addition to service in her home community, she is a member of the national board of directors and chair of the Chicago advisory board of Jumpstart, a nonprofit organization that provides intensive literacy intervention to thousands of low-income preschoolers across the United States, using college and university students as interveners. Berk is a fellow of the American Psychological Association, Division 7: Developmental Psychology.

Brief Contents

PART I: Theory and Research in Human Development

1 History, Theory, and Research Strategies 2

PART II: Foundations of Development

2 Genetic and Environmental Foundations 44

3 Prenatal Development, Birth, and the Newborn Baby 78

PART III: Infancy and Toddlerhood: The First Two Years

4 Physical Development in Infancy and Toddlerhood 118

5 Cognitive Development in Infancy and Toddlerhood 150

6 Emotional and Social Development in Infancy and Toddlerhood 182

PART IV: Early Childhood: Two to Six Years

7 Physical and Cognitive Development in Early Childhood 214

8 Emotional and Social Development in Early Childhood 254

PART V: Middle Childhood: Six to Eleven Years

9 Physical and Cognitive Development in Middle Childhood 288

10 Emotional and Social Development in Middle Childhood 328

PART VI: Adolescence: The Transition to Adulthood

11 Physical and Cognitive Development in Adolescence 360

12 Emotional and Social Development in Adolescence 400

PART VII: Early Adulthood

13 Physical and Cognitive Development in Early Adulthood 430

14 Emotional and Social Development in Early Adulthood 462

PART VIII: Middle Adulthood

15 Physical and Cognitive Development in Middle Adulthood 500

16 Emotional and Social Development in Middle Adulthood 530

PART IX: Late Adulthood

17 Physical and Cognitive Development in Late Adulthood 562

18 Emotional and Social Development in Late Adulthood 602

PART X: The End of Life

19 Death, Dying, and Bereavement 638



Features at a Glance

SOCIAL ISSUES: HEALTH

Family Chaos Undermines Children's Well-Being 26
The Pros and Cons of Reproductive Technologies 54
The Nurse–Family Partnership: Reducing Maternal Stress and Enhancing Child Development Through Social Support 94
A Cross-National Perspective on Health Care and Other Policies for Parents and Newborn Babies 104
Does Child Care in Infancy Threaten Attachment Security and Later Adjustment? 202
Emotional Intelligence 313
Children's Eyewitness Testimony 355
Lesbian, Gay, and Bisexual Youths: Coming Out to Oneself and Others 376
The Obesity Epidemic: How Americans Became the Heaviest People in the World 440
Childhood Attachment Patterns and Adult Romantic Relationships 474
Partner Abuse 482
Generative Adults Tell Their Life Stories 534
Grandparents Rearing Grandchildren: The Skipped-Generation Family 548
Interventions for Caregivers of Older Adults with Dementia 586
Elder Suicide 612
Voluntary Active Euthanasia: Lessons from Australia and the Netherlands 657

SOCIAL ISSUES: EDUCATION

Baby Learning from TV and Video: The Video Deficit Effect 159
Children's Questions: Catalyst for Cognitive Development 232
Young Children Learn About Gender Through Mother–Child Conversations 275
School Recess—A Time to Play, a Time to Learn 298
Magnet Schools: Equal Access to High-Quality Education 321
Media Multitasking Disrupts Attention and Learning 394
Development of Civic Engagement 413
Masculinity at Work: Men Who Choose Nontraditional Careers 458
The Art of Acting Improves Memory in Older Adults 523

BIOLOGY AND ENVIRONMENT

Resilience 10
A Case of Epigenesis: Smoking During Pregnancy Alters Gene Expression 74
The Mysterious Tragedy of Sudden Infant Death Syndrome 110
Brain Plasticity: Insights from Research on Brain-Damaged Children and Adults 126
"Tuning In" to Familiar Speech, Faces, and Music: A Sensitive Period for Culture-Specific Learning 141
Infantile Amnesia 164
Parental Depression and Child Development 186
Development of Shyness and Sociability 192
"Mindblindness" and Autism 241
Children with Attention-Deficit Hyperactivity Disorder 304
Bullies and Their Victims 342
Sex Differences in Spatial Abilities 390
Two Routes to Adolescent Delinquency 424
Telomere Length: A Marker of the Impact of Life Circumstances on Biological Aging 433
Anti-Aging Effects of Dietary Calorie Restriction 505
What Factors Promote Psychological Well-Being in Midlife? 540
What Can We Learn About Aging from Centenarians? 566
Religious Involvement and Quality of Life in the Final Year 609
Music as Palliative Care for Dying Patients 653

CULTURAL INFLUENCES

The Baby Boomers Reshape the Life Course 12
Immigrant Youths: Adapting to a New Land 32
The African-American Extended Family 66
Cultural Variation in Infant Sleeping Arrangements 129
Social Origins of Make-Believe Play 168
The Powerful Role of Paternal Warmth in Development 204
Children in Village and Tribal Cultures Observe and Participate in Adult Work 236
Cultural Variations in Personal Storytelling: Implications for Early Self-Concept 257
Ethnic Differences in the Consequences of Physical Punishment 267
Impact of Ethnic and Political Violence on Children 353
Identity Development Among Ethnic Minority Adolescents 406
Is Emerging Adulthood Really a Distinct Period of Development? 467
Menopause as a Biocultural Event 508
Cultural Variations in Sense of Usefulness in Late Life 576
The New Old Age 607
Cultural Variations in Mourning Behavior 664

APPLYING WHAT WE KNOW

Steps Prospective Parents Can Take Before Conception to Increase the Chances of a Healthy Baby 57
Do's and Don'ts for a Healthy Pregnancy 96
Soothing a Crying Baby 111
Reasons to Breastfeed 131
Features of a High-Quality Home Life: The HOME Infant–Toddler Subscales 171
Signs of Developmentally Appropriate Infant and Toddler Child Care 172
Supporting Early Language Learning 179
Encouraging Affectionate Ties Between Infants and Their Preschool Siblings 205
Helping Toddlers Develop Compliance and Self-Control 209
Features of a High-Quality Home Life for Preschoolers: The HOME Early Childhood Subscales 244
Signs of Developmentally Appropriate Early Childhood Programs 247
Helping Children Manage Common Fears of Early Childhood 259
Positive Parenting 268
Regulating TV and Computer Use 272
Providing Developmentally Appropriate Organized Sports in Middle Childhood 297
Signs of High-Quality Education in Elementary School 319
Fostering a Mastery-Oriented Approach to Learning 335
Helping Children Adjust to Their Parents' Divorce 349
Handling Consequences of Teenagers' New Cognitive Capacities 386
Supporting High Achievement in Adolescence 393
Supporting Healthy Identity Development 405
Preventing Sexual Coercion 449
Resources That Foster Resilience in Emerging Adulthood 468
Keeping Love Alive in a Romantic Partnership 475
Strategies That Help Dual-Earner Couples Combine Work and Family Roles 495
Reducing Cancer Incidence and Deaths 511
Reducing the Risk of Heart Attack 512
Managing Stress 515
Facilitating Adult Reentry to College 527
Ways Middle-Aged Parents Can Promote Positive Ties with Their Adult Children 546
Relieving the Stress of Caring for an Aging Parent 551
Ingredients of Effective Retirement Planning 557
Increasing the Effectiveness of Educational Experiences for Older Adults 598
Fostering Adaptation to Widowhood in Late Adulthood 624
Discussing Concerns About Death with Children and Adolescents 644
Communicating with Dying People 650
Suggestions for Resolving Grief After a Loved One Dies 663

Contents

A Personal Note to Students *xv*
Preface for Instructors *xvi*

PART I
Theory and Research in Human Development

chapter 1
History, Theory, and Research Strategies 2

A Scientific, Applied, and Interdisciplinary Field *5*
Basic Issues *5*
Continuous or Discontinuous Development? *6*
One Course of Development or Many? *6*
Relative Influence of Nature and Nurture? *7*
The Lifespan Perspective: A Balanced Point of View *7*
Development Is Lifelong *8*
Development Is Multidimensional and Multidirectional *9*
Development Is Plastic *9*
■ **BIOLOGY AND ENVIRONMENT** *Resilience* *10*
Development Is Influenced by Multiple, Interacting Forces *10*
■ **CULTURAL INFLUENCES** *The Baby Boomers Reshape the Life Course* *12*
Scientific Beginnings *14*
Darwin: Forefather of Scientific Child Study *14*
The Normative Period *14*
The Mental Testing Movement *15*
Mid-Twentieth-Century Theories *15*
The Psychoanalytic Perspective *15*
Behaviorism and Social Learning Theory *17*
Piaget's Cognitive-Developmental Theory *18*
Recent Theoretical Perspectives *20*
Information Processing *20*
Developmental Cognitive Neuroscience *21*
Ethology and Evolutionary Developmental Psychology *22*
Vygotsky's Sociocultural Theory *23*
Ecological Systems Theory *24*
■ **SOCIAL ISSUES: HEALTH** *Family Chaos Undermines Children's Well-Being* *26*
Comparing and Evaluating Theories *27*
Studying Development *27*
Common Research Methods *28*
■ **CULTURAL INFLUENCES** *Immigrant Youths: Adapting to a New Land* *32*
General Research Designs *34*
Designs for Studying Development *35*
Ethics in Lifespan Research *39*
Summary *41*
Important Terms and Concepts *43*

PART II
Foundations of Development

chapter 2
Genetic and Environmental Foundations 44

Genetic Foundations *46*
The Genetic Code *46*
The Sex Cells *46*
Boy or Girl? *47*
Multiple Offspring *47*
Patterns of Genetic Inheritance *48*
Chromosomal Abnormalities *52*
Reproductive Choices *53*
Genetic Counseling *53*
■ **SOCIAL ISSUES: HEALTH** *The Pros and Cons of Reproductive Technologies* *54*
Prenatal Diagnosis and Fetal Medicine *56*
Adoption *57*
Environmental Contexts for Development *59*
The Family *59*
Socioeconomic Status and Family Functioning *61*
Poverty *61*
Affluence *62*
Beyond the Family: Neighborhoods, Towns, and Cities *63*
The Cultural Context *65*
■ **CULTURAL INFLUENCES** *The African-American Extended Family* *66*
Understanding the Relationship Between Heredity and Environment *69*
The Question, "How Much?" *70*
The Question, "How?" *71*
■ **BIOLOGY AND ENVIRONMENT** *A Case of Epigenesis: Smoking During Pregnancy Alters Gene Expression* *74*
Summary *75*
Important Terms and Concepts *77*

chapter 3
Prenatal Development, Birth, and the Newborn Baby 78

Prenatal Development *80*
Conception *80*
Period of the Zygote *80*

Period of the Embryo 82
Period of the Fetus 83

Prenatal Environmental Influences 85
Teratogens 85
Other Maternal Factors 92

■ **SOCIAL ISSUES: HEALTH** *The Nurse–Family Partnership: Reducing Maternal Stress and Enhancing Child Development Through Social Support* 94

The Importance of Prenatal Health Care 95

Childbirth 96
The Stages of Childbirth 96
The Baby's Adaptation to Labor and Delivery 97
The Newborn Baby's Appearance 97
Assessing the Newborn's Physical Condition: The Apgar Scale 98

Approaches to Childbirth 98
Natural, or Prepared, Childbirth 99
Home Delivery 99

Medical Interventions 100
Fetal Monitoring 100
Labor and Delivery Medication 100
Cesarean Delivery 101

Preterm and Low-Birth-Weight Infants 101
Preterm versus Small-for-Date Infants 102
Consequences for Caregiving 102
Interventions for Preterm Infants 102

■ **SOCIAL ISSUES: HEALTH** *A Cross-National Perspective on Health Care and Other Policies for Parents and Newborn Babies* 104

Birth Complications, Parenting, and Resilience 105

The Newborn Baby's Capacities 106
Reflexes 106
States 108

■ **BIOLOGY AND ENVIRONMENT** *The Mysterious Tragedy of Sudden Infant Death Syndrome* 110

Sensory Capacities 112
Neonatal Behavioral Assessment 114

Adjusting to the New Family Unit 115

Summary 115

Important Terms and Concepts 117

PART III

Infancy and Toddlerhood: The First Two Years

chapter 4

Physical Development in Infancy and Toddlerhood 118

Body Growth 120
Changes in Body Size and Muscle–Fat Makeup 120
Individual and Group Differences 121
Changes in Body Proportions 121

Brain Development 121
Development of Neurons 121
Neurobiological Methods 122
Development of the Cerebral Cortex 124
Sensitive Periods in Brain Development 125

■ **BIOLOGY AND ENVIRONMENT** *Brain Plasticity: Insights from Research on Brain-Damaged Children and Adults* 126

Changing States of Arousal 128

■ **CULTURAL INFLUENCES** *Cultural Variation in Infant Sleeping Arrangements* 129

Influences on Early Physical Growth 130
Heredity 130
Nutrition 130
Malnutrition 132

Learning Capacities 133
Classical Conditioning 133
Operant Conditioning 134
Habituation 134
Imitation 135

Motor Development 136
The Sequence of Motor Development 137
Motor Skills as Dynamic Systems 137
Fine-Motor Development: Reaching and Grasping 139

Perceptual Development 140
Hearing 140

■ **BIOLOGY AND ENVIRONMENT** *"Tuning In" to Familiar Speech, Faces, and Music: A Sensitive Period for Culture-Specific Learning* 141

Vision 142
Intermodal Perception 145
Understanding Perceptual Development 146

Summary 148

Important Terms and Concepts 149

chapter 5

Cognitive Development in Infancy and Toddlerhood 150

Piaget's Cognitive-Developmental Theory 152
Piaget's Ideas About Cognitive Change 152
The Sensorimotor Stage 153
Follow-Up Research on Infant Cognitive Development 155
Evaluation of the Sensorimotor Stage 158

■ **SOCIAL ISSUES: EDUCATION** *Baby Learning from TV and Video: The Video Deficit Effect* 159

Information Processing 161
A General Model of Information Processing 161
Attention 163
Memory 163

■ **BIOLOGY AND ENVIRONMENT** *Infantile Amnesia* 164

Categorization 164
Evaluation of Information-Processing Findings 166

The Social Context of Early Cognitive Development 167

■ **CULTURAL INFLUENCES** *Social Origins of Make-Believe Play* 168

Individual Differences in Early Mental Development *169*
Infant and Toddler Intelligence Tests *169*
Early Environment and Mental Development *170*
Early Intervention for At-Risk Infants and Toddlers *173*

Language Development *174*
Theories of Language Development *174*
Getting Ready to Talk *175*
First Words *176*
The Two-Word Utterance Phase *177*
Individual and Cultural Differences *177*
Supporting Early Language Development *178*

Summary *180*

Important Terms and Concepts *181*

chapter 6
Emotional and Social Development in Infancy and Toddlerhood 182

Erikson's Theory of Infant and Toddler Personality *184*
Basic Trust versus Mistrust *184*
Autonomy versus Shame and Doubt *184*

Emotional Development *185*
Development of Basic Emotions *185*

■ **BIOLOGY AND ENVIRONMENT** *Parental Depression and Child Development* *186*

Understanding and Responding to the Emotions of Others *188*
Emergence of Self-Conscious Emotions *188*
Beginnings of Emotional Self-Regulation *189*

Temperament and Development *190*
The Structure of Temperament *190*
Measuring Temperament *191*
Stability of Temperament *191*

■ **BIOLOGY AND ENVIRONMENT** *Development of Shyness and Sociability* *192*

Genetic and Environmental Influences *193*
Temperament and Child Rearing: The Goodness-of-Fit Model *194*

Development of Attachment *195*
Bowlby's Ethological Theory *196*
Measuring the Security of Attachment *197*
Stability of Attachment *198*
Cultural Variations *198*
Factors That Affect Attachment Security *199*
Multiple Attachments *201*

■ **SOCIAL ISSUES: HEALTH** *Does Child Care in Infancy Threaten Attachment Security and Later Adjustment?* *202*

■ **CULTURAL INFLUENCES** *The Powerful Role of Paternal Warmth in Development* *204*

Attachment and Later Development *206*

Self-Development *206*
Self-Awareness *206*
Categorizing the Self *208*
Self-Control *208*

Summary *210*

Important Terms and Concepts *211*

MILESTONES ***Development in Infancy and Toddlerhood*** ***212***

PART IV
Early Childhood: Two to Six Years

chapter 7
Physical and Cognitive Development in Early Childhood 214

PHYSICAL DEVELOPMENT *216*

A Changing Body and Brain *216*
Skeletal Growth *217*
Brain Development *217*

Influences on Physical Growth and Health *219*
Heredity and Hormones *219*
Nutrition *219*
Infectious Disease *220*
Childhood Injuries *221*

Motor Development *223*
Gross-Motor Development *223*
Fine-Motor Development *224*
Individual Differences in Motor Skills *225*

COGNITIVE DEVELOPMENT *226*

Piaget's Theory: The Preoperational Stage *226*
Advances in Mental Representation *226*
Make-Believe Play *226*
Symbol–Real-World Relations *227*
Limitations of Preoperational Thought *228*
Follow-Up Research on Preoperational Thought *230*
Evaluation of the Preoperational Stage *231*

■ **SOCIAL ISSUES: EDUCATION** *Children's Questions: Catalyst for Cognitive Development* *232*

Piaget and Education *233*

Vygotsky's Sociocultural Theory *233*
Private Speech *233*
Social Origins of Early Childhood Cognition *234*
Vygotsky and Education *235*
Evaluation of Vygotsky's Theory *235*

■ **CULTURAL INFLUENCES** *Children in Village and Tribal Cultures Observe and Participate in Adult Work* *236*

Information Processing *236*
Attention *236*
Memory *237*
The Young Child's Theory of Mind *238*
Early Childhood Literacy *240*

■ **BIOLOGY AND ENVIRONMENT** *"Mindblindness" and Autism* 241

Early Childhood Mathematical Reasoning 242

Individual Differences in Mental Development 243
Home Environment and Mental Development 244
Preschool, Kindergarten, and Child Care 244
Educational Media 246

Language Development 248
Vocabulary 248
Grammar 249
Conversation 250
Supporting Language Development in Early Childhood 250

Summary 251

Important Terms and Concepts 253

chapter 8
Emotional and Social Development in Early Childhood 254

Erikson's Theory: Initiative versus Guilt 256

Self-Understanding 256
Foundations of Self-Concept 256

■ **CULTURAL INFLUENCES** *Cultural Variations in Personal Storytelling: Implications for Early Self-Concept* 257

Emergence of Self-Esteem 257

Emotional Development 258
Understanding Emotion 258
Emotional Self-Regulation 259
Self-Conscious Emotions 259
Empathy and Sympathy 260

Peer Relations 261
Advances in Peer Sociability 261
First Friendships 262
Peer Relations and School Readiness 263
Parental Influences on Early Peer Relations 263

Foundations of Morality 264
The Psychoanalytic Perspective 264
Social Learning Theory 265

■ **CULTURAL INFLUENCES** *Ethnic Differences in the Consequences of Physical Punishment* 267

The Cognitive-Developmental Perspective 268
The Other Side of Morality: Development of Aggression 269

Gender Typing 273
Gender-Stereotyped Beliefs and Behavior 273
Biological Influences on Gender Typing 273
Environmental Influences on Gender Typing 274

■ **SOCIAL ISSUES: EDUCATION** *Young Children Learn About Gender Through Mother–Child Conversations* 275

Gender Identity 276
Reducing Gender Stereotyping in Young Children 278

Child Rearing and Emotional and Social Development 278
Styles of Child Rearing 278
What Makes Authoritative Child Rearing Effective? 280
Cultural Variations 280
Child Maltreatment 281

Summary 284

Important Terms and Concepts 285

MILESTONES ***Development in Early Childhood*** 286

PART V
Middle Childhood: Six to Eleven Years

chapter 9
Physical and Cognitive Development in Middle Childhood 288

PHYSICAL DEVELOPMENT 290

Body Growth 290

Common Health Problems 290
Nutrition 291
Overweight and Obesity 291
Vision and Hearing 293
Illnesses 293
Unintentional Injuries 294

Motor Development and Play 294
Gross-Motor Development 294
Fine-Motor Development 295
Sex Differences 296
Games with Rules 296
Shadows of Our Evolutionary Past 297

■ **SOCIAL ISSUES: EDUCATION** *School Recess—A Time to Play, a Time to Learn* 298

Physical Education 298

COGNITIVE DEVELOPMENT 299

Piaget's Theory: The Concrete Operational Stage 299
Concrete Operational Thought 299
Limitations of Concrete Operational Thought 301
Follow-Up Research on Concrete Operational Thought 301
Evaluation of the Concrete Operational Stage 302

Information Processing 302
Working-Memory Capacity 302
Executive Function 303
Attention 303

■ **BIOLOGY AND ENVIRONMENT** *Children with Attention-Deficit Hyperactivity Disorder* 304

Memory Strategies 304
Knowledge and Memory 305

Culture, Schooling, and Memory Strategies *306*
The School-Age Child's Theory of Mind *306*
Cognitive Self-Regulation *307*
Applications of Information Processing to Academic Learning *307*

Individual Differences in Mental Development *309*
Defining and Measuring Intelligence *309*
Recent Efforts to Define Intelligence *310*
Explaining Individual and Group Differences in IQ *312*

■ **SOCIAL ISSUES: HEALTH** *Emotional Intelligence* *313*

Language Development *316*
Vocabulary *316*
Grammar *316*
Pragmatics *316*
Learning Two Languages *317*

Learning in School *318*
Class Size *318*
Educational Philosophies *319*
Teacher–Student Interaction *320*

■ **SOCIAL ISSUES: EDUCATION** *Magnet Schools: Equal Access to High-Quality Education* *321*

Grouping Practices *321*
Teaching Children with Special Needs *322*
How Well Educated Are U.S. Children? *323*

Summary *325*

Important Terms and Concepts *327*

chapter 10
Emotional and Social Development in Middle Childhood 328

Erikson's Theory: Industry versus Inferiority *330*

Self-Understanding *330*
Self-Concept *330*
Self-Esteem *331*
Influences on Self-Esteem *331*

Emotional Development *335*
Self-Conscious Emotions *335*
Emotional Understanding *335*
Emotional Self-Regulation *336*

Moral Development *336*
Moral and Social-Conventional Understanding *336*
Understanding Individual Rights *337*
Understanding Diversity and Inequality *337*

Peer Relations *339*
Peer Groups *339*
Friendships *340*
Peer Acceptance *341*

■ **BIOLOGY AND ENVIRONMENT** *Bullies and Their Victims* *342*

Gender Typing *343*
Gender-Stereotyped Beliefs *343*
Gender Identity and Behavior *344*

Family Influences *345*
Parent–Child Relationships *345*
Siblings *345*
Only Children *346*
Divorce *346*
Blended Families *349*
Maternal Employment and Dual-Earner Families *350*

Some Common Problems of Development *352*
Fears and Anxieties *352*
Child Sexual Abuse *352*

■ **CULTURAL INFLUENCES** *Impact of Ethnic and Political Violence on Children* *353*

Fostering Resilience in Middle Childhood *354*

■ **SOCIAL ISSUES: HEALTH** *Children's Eyewitness Testimony* *355*

Summary *356*

Important Terms and Concepts *357*

MILESTONES ***Development in Middle Childhood*** *358*

PART VI
Adolescence: The Transition to Adulthood

chapter 11
Physical and Cognitive Development in Adolescence 360

PHYSICAL DEVELOPMENT *362*

Conceptions of Adolescence *362*
The Biological Perspective *362*
The Social Perspective *362*
A Balanced Point of View *362*

Puberty: The Physical Transition to Adulthood *363*
Hormonal Changes *363*
Body Growth *363*
Motor Development and Physical Activity *364*
Sexual Maturation *365*
Individual Differences in Pubertal Growth *366*
Brain Development *367*
Changing States of Arousal *368*

The Psychological Impact of Pubertal Events *368*
Reactions to Pubertal Changes *368*
Pubertal Change, Emotion, and Social Behavior *369*
Pubertal Timing *370*

Health Issues *371*
Nutritional Needs *371*
Eating Disorders *372*
Sexuality *373*

■ **SOCIAL ISSUES: HEALTH** *Lesbian, Gay, and Bisexual Youths: Coming Out to Oneself and Others* *376*

Sexually Transmitted Diseases *376*
Adolescent Pregnancy and Parenthood *378*
Substance Use and Abuse *380*

COGNITIVE DEVELOPMENT *382*

Piaget's Theory: The Formal Operational Stage *382*
Hypothetico-Deductive Reasoning *382*
Propositional Thought *383*
Follow-Up Research on Formal Operational Thought *383*

An Information-Processing View of Adolescent Cognitive Development *384*
Scientific Reasoning: Coordinating Theory with Evidence *385*
How Scientific Reasoning Develops *385*

Consequences of Adolescent Cognitive Changes *386*
Self-Consciousness and Self-Focusing *386*
Idealism and Criticism *387*
Decision Making *387*

Sex Differences in Mental Abilities *388*
Verbal Abilities *388*
Mathematical Abilities *388*

■ **BIOLOGY AND ENVIRONMENT** *Sex Differences in Spatial Abilities* *390*

Learning in School *391*
School Transitions *391*
Academic Achievement *392*

■ **SOCIAL ISSUES: EDUCATION** *Media Multitasking Disrupts Attention and Learning* *394*

Dropping Out *396*

Summary *397*

Important Terms and Concepts *399*

chapter 12

Emotional and Social Development in Adolescence 400

Erikson's Theory: Identity versus Role Confusion *402*

Self-Understanding *402*
Changes in Self-Concept *402*
Changes in Self-Esteem *402*
Paths to Identity *403*
Identity Status and Psychological Well-Being *404*
Factors Affecting Identity Development *404*

Moral Development *405*

■ **CULTURAL INFLUENCES** *Identity Development Among Ethnic Minority Adolescents* *406*

Kohlberg's Theory of Moral Development *407*
Are There Sex Differences in Moral Reasoning? *409*
Coordinating Moral, Social-Conventional, and Personal Concerns *409*
Influences on Moral Reasoning *410*
Moral Reasoning and Behavior *411*
Religious Involvement and Moral Development *412*
Further Challenges to Kohlberg's Theory *412*

■ **SOCIAL ISSUES: EDUCATION** *Development of Civic Engagement* *413*

Gender Typing *414*

The Family *414*
Parent–Child Relationships *415*
Family Circumstances *416*
Siblings *416*

Peer Relations *417*
Friendships *417*
Cliques and Crowds *419*
Dating *420*

Problems of Development *421*
Depression *421*
Suicide *422*
Delinquency *423*

■ **BIOLOGY AND ENVIRONMENT** *Two Routes to Adolescent Delinquency* *424*

Summary *426*

Important Terms and Concepts *427*

MILESTONES ***Development in Adolescence*** *428*

PART VII

Early Adulthood

chapter 13

Physical and Cognitive Development in Early Adulthood 430

PHYSICAL DEVELOPMENT *432*

Biological Aging Is Under Way in Early Adulthood *432*
Aging at the Level of DNA and Body Cells *432*

■ **BIOLOGY AND ENVIRONMENT** *Telomere Length: A Marker of the Impact of Life Circumstances on Biological Aging* *433*

Aging at the Level of Tissues and Organs *434*

Physical Changes *434*
Cardiovascular and Respiratory Systems *434*
Motor Performance *436*
Immune System *437*
Reproductive Capacity *437*

Health and Fitness *438*
Nutrition *439*

■ **SOCIAL ISSUES: HEALTH** *The Obesity Epidemic: How Americans Became the Heaviest People in the World* *440*

Exercise *443*
Substance Abuse *444*
Sexuality *445*
Psychological Stress *449*

COGNITIVE DEVELOPMENT *450*

Changes in the Structure of Thought *450*
Perry's Theory: Epistemic Cognition *451*
Labouvie-Vief's Theory: Pragmatic Thought and Cognitive-Affective Complexity *452*

Expertise and Creativity *453*

The College Experience *454*
Psychological Impact of Attending College *454*
Dropping Out *455*

Vocational Choice *455*
Selecting a Vocation *455*
Factors Influencing Vocational Choice *456*

■ **SOCIAL ISSUES: EDUCATION** *Masculinity at Work: Men Who Choose Nontraditional Careers* *458*

Vocational Preparation of Non-College-Bound Young Adults *459*

Summary *460*

Important Terms and Concepts *461*

chapter 14

Emotional and Social Development in Early Adulthood 462

A Gradual Transition: Emerging Adulthood *464*
Unprecedented Exploration *464*
Cultural Change, Cultural Variation, and Emerging Adulthood *466*

■ **CULTURAL INFLUENCES** *Is Emerging Adulthood Really a Distinct Period of Development?* *467*

Risk and Resilience in Emerging Adulthood *467*

Erikson's Theory: Intimacy versus Isolation *469*

Other Theories of Adult Psychosocial Development *470*
Levinson's Seasons of Life *470*
Vaillant's Adaptation to Life *470*
The Social Clock *471*

Close Relationships *472*
Romantic Love *472*

■ **SOCIAL ISSUES: HEALTH** *Childhood Attachment Patterns and Adult Romantic Relationships* *474*

Friendships *476*
Loneliness *477*

The Family Life Cycle *478*
Leaving Home *478*
Joining of Families in Marriage *479*

■ **SOCIAL ISSUES: HEALTH** *Partner Abuse* *482*

Parenthood *483*

The Diversity of Adult Lifestyles *486*
Singlehood *486*
Cohabitation *487*
Childlessness *488*
Divorce and Remarriage *489*
Varied Styles of Parenthood *490*

Career Development *492*
Establishing a Career *492*
Women and Ethnic Minorities *493*
Combining Work and Family *494*

Summary *496*

Important Terms and Concepts *497*

MILESTONES ***Development in Early Adulthood*** *498*

PART VIII

Middle Adulthood

chapter 15

Physical and Cognitive Development in Middle Adulthood 500

PHYSICAL DEVELOPMENT *502*

Physical Changes *502*
Vision *502*
Hearing *503*
Skin *503*
Muscle–Fat Makeup *504*
Skeleton *504*
Reproductive System *504*

■ **BIOLOGY AND ENVIRONMENT** *Anti-Aging Effects of Dietary Calorie Restriction* *505*

■ **CULTURAL INFLUENCES** *Menopause as a Biocultural Event* *508*

Health and Fitness *508*
Sexuality *509*
Illness and Disability *509*
Hostility and Anger *513*

Adapting to the Physical Challenges of Midlife *514*
Stress Management *514*
Exercise *515*
An Optimistic Outlook *516*
Gender and Aging: A Double Standard *516*

COGNITIVE DEVELOPMENT *517*

Changes in Mental Abilities *517*
Cohort Effects *517*
Crystallized and Fluid Intelligence *518*
Individual and Group Differences *519*

Information Processing *520*
Speed of Processing *520*
Attention *521*
Memory *522*

■ **SOCIAL ISSUES: EDUCATION** *The Art of Acting Improves Memory in Older Adults* *523*

Practical Problem Solving and Expertise *524*

Creativity 524
Information Processing in Context 525

Vocational Life and Cognitive Development 525

Adult Learners: Becoming a Student in Midlife 526
Characteristics of Returning Students 526
Supporting Returning Students 526

Summary 528

Important Terms and Concepts 529

chapter 16
Emotional and Social Development in Middle Adulthood 530

Erikson's Theory: Generativity versus Stagnation 532

■ **SOCIAL ISSUES: HEALTH** *Generative Adults Tell Their Life Stories* 534

Other Theories of Psychosocial Development in Midlife 535
Levinson's Seasons of Life 535
Vaillant's Adaptation to Life 536
Is There a Midlife Crisis? 536
Stage or Life Events Approach 537

Stability and Change in Self-Concept and Personality 538
Possible Selves 538
Self-Acceptance, Autonomy, and Environmental Mastery 538
Coping with Daily Stressors 539

■ **BIOLOGY AND ENVIRONMENT** *What Factors Promote Psychological Well-Being in Midlife?* 540

Gender Identity 540
Individual Differences in Personality Traits 542

Relationships at Midlife 543
Marriage and Divorce 543
Changing Parent–Child Relationships 544
Grandparenthood 545
Middle-Aged Children and Their Aging Parents 547

■ **SOCIAL ISSUES: HEALTH** *Grandparents Rearing Grandchildren: The Skipped-Generation Family* 548

Siblings 552
Friendships 552

Vocational Life 553
Job Satisfaction 553
Career Development 554
Career Change at Midlife 555
Unemployment 556
Planning for Retirement 556

Summary 558

Important Terms and Concepts 559

MILESTONES ***Development in Middle Adulthood*** 560

PART IX
Late Adulthood

chapter 17
Physical and Cognitive Development in Late Adulthood 562

PHYSICAL DEVELOPMENT 564

Life Expectancy 564
Variations in Life Expectancy 564
Life Expectancy in Late Adulthood 565
Maximum Lifespan 566

■ **BIOLOGY AND ENVIRONMENT** *What Can We Learn About Aging from Centenarians?* 566

Physical Changes 567
Nervous System 568
Sensory Systems 568
Cardiovascular and Respiratory Systems 570
Immune System 571
Sleep 571
Physical Appearance and Mobility 571
Adapting to Physical Changes of Late Adulthood 572

Health, Fitness, and Disability 575

■ **CULTURAL INFLUENCES** *Cultural Variations in Sense of Usefulness in Late Life* 576

Nutrition and Exercise 577
Sexuality 578
Physical Disabilities 579
Mental Disabilities 582

■ **SOCIAL ISSUES: HEALTH** *Interventions for Caregivers of Older Adults with Dementia* 586

Health Care 588

COGNITIVE DEVELOPMENT 589

Memory 591
Deliberate versus Automatic Memory 591
Associative Memory 591
Remote Memory 592
Prospective Memory 593

Language Processing 593

Problem Solving 594

Wisdom 595

Factors Related to Cognitive Maintenance Change 596

Cognitive Interventions 597

Lifelong Learning 597
Types of Programs 597
Benefits of Continuing Education 599

Summary 599

Important Terms and Concepts 601

chapter 18

Emotional and Social Development in Late Adulthood 602

Erikson's Theory: Ego Integrity versus Despair *604*

Other Theories of Psychosocial Development in Late Adulthood *604*
- Peck's Tasks of Ego Integrity and Joan Erikson's Gerotranscendence *604*
- Labouvie-Vief's Emotional Expertise *605*
- Reminiscence *606*

Stability and Change in Self-Concept and Personality *606*
- Secure and Multifaceted Self-Concept *606*
- **CULTURAL INFLUENCES** *The New Old Age* *607*
- Agreeableness, Acceptance of Change, and Openness to Experience *608*
- Spirituality and Religiosity *608*
- **BIOLOGY AND ENVIRONMENT** *Religious Involvement and Quality of Life in the Final Year* *609*

Contextual Influences on Psychological Well-Being *610*
- Control versus Dependency *610*
- Physical Health *611*
- Negative Life Changes *611*
- Social Support *611*
- **SOCIAL ISSUES: HEALTH** *Elder Suicide* *612*

A Changing Social World *614*
- Social Theories of Aging *614*
- Social Contexts of Aging: Communities, Neighborhoods, and Housing *616*

Relationships in Late Adulthood *620*
- Marriage *620*
- Gay and Lesbian Partnerships *621*
- Divorce, Remarriage, and Cohabitation *621*
- Widowhood *622*
- Never-Married, Childless Older Adults *623*
- Siblings *624*
- Friendships *624*
- Relationships with Adult Children *625*
- Relationships with Adult Grandchildren and Great-Grandchildren *626*
- Elder Maltreatment *627*

Retirement *629*
- The Decision to Retire *629*
- Adjustment to Retirement *630*
- Leisure and Volunteer Activities *631*

Optimal Aging *632*

Summary *633*

Important Terms and Concepts *635*

MILESTONES ***Development in Late Adulthood*** *636*

PART X

The End of Life

chapter 19

Death, Dying, and Bereavement 638

How We Die *640*
- Physical Changes *640*
- Defining Death *640*
- Death with Dignity *641*

Understanding of and Attitudes Toward Death *642*
- Childhood *642*
- Adolescence *643*
- Adulthood *644*
- Death Anxiety *645*

Thinking and Emotions of Dying People *646*
- Do Stages of Dying Exist? *646*
- Contextual Influences on Adaptations to Dying *647*

A Place to Die *650*
- Home *651*
- Hospital *651*
- Nursing Home *652*
- The Hospice Approach *652*
- **BIOLOGY AND ENVIRONMENT** *Music as Palliative Care for Dying Patients* *653*

The Right to Die *654*
- Passive Euthanasia *654*
- Voluntary Active Euthanasia *656*
- **SOCIAL ISSUES: HEALTH** *Voluntary Active Euthanasia: Lessons from Australia and the Netherlands* *657*
- Assisted Suicide *658*

Bereavement: Coping with the Death of a Loved One *659*
- Grief Process *659*
- Personal and Situational Variations *660*
- Bereavement Interventions *663*
- **CULTURAL INFLUENCES** *Cultural Variations in Mourning Behavior* *664*

Death Education *665*

Summary *666*

Important Terms and Concepts *667*

Glossary *G-1*

References *R-1*

Name Index *NI-1*

Subject Index *SI-1*

A Personal Note to Students

My more than 30 years of teaching human development have brought me in contact with thousands of students like you—students with diverse college majors, future goals, interests, and needs. Some are affiliated with my own field, psychology, but many come from other related fields—education, sociology, anthropology, family studies, social service, nursing, and biology, to name just a few. Each semester, my students' aspirations have proved to be as varied as their fields of study. Many look toward careers in applied work—counseling, caregiving, nursing, social work, school psychology, and program administration. Some plan to teach, and a few want to do research. Most hope someday to become parents, whereas others are already parents who come with a desire to better understand and rear their children. And almost all arrive with a deep curiosity about how they themselves developed from tiny infants into the complex human beings they are today.

My goal in preparing this sixth edition of *Development Through the Lifespan* is to provide a textbook that meets the instructional goals of your course as well as your personal interests and needs. To achieve these objectives, I have grounded this book in a carefully selected body of classic and current theory and research. In addition, the text highlights the lifespan perspective on development and the interacting contributions of biology and environment to the developing person. It also illustrates commonalities and differences among ethnic groups and cultures and discusses the broader social contexts in which we develop. I have provided a unique pedagogical program that will assist you in mastering information, integrating various aspects of development, critically examining controversial issues, applying what you have learned, and relating the information to your own life.

I hope that learning about human development will be as rewarding for you as I have found it over the years. I would like to know what you think about both the field of human development and this book. I welcome your comments; please feel free to send them to me at Department of Psychology, Box 4620, Illinois State University, Normal, IL 61790.

Laura E. Berk

Preface for Instructors

My decision to write *Development Through the Lifespan* was inspired by a wealth of professional and personal experiences. First and foremost were the interests and concerns of hundreds of students of human development with whom I have worked in over three decades of college teaching. Each semester, their insights and questions have revealed how an understanding of any single period of development is enriched by an appreciation of the entire lifespan. Second, as I moved through adult development myself, I began to think more intensely about factors that have shaped and reshaped my own life course—family, friends, mentors, co-workers, community, and larger society. My career well-established, my marriage having stood the test of time, and my children launched into their adult lives, I felt that a deeper grasp of these multiple, interacting influences would help me better appreciate where I had been and where I would be going in the years ahead. I was also convinced that such knowledge could contribute to my becoming a better teacher, scholar, family member, and citizen. And because teaching has been so central and gratifying to my work life, I wanted to bring to others a personally meaningful understanding of lifespan development.

The years since *Development Through the Lifespan* first appeared have been a period of considerable expansion and change in theory and research. This sixth edition represents these rapidly transforming aspects of the field, with a wealth of new content and teaching tools:

- *Diverse pathways of change are highlighted.* Investigators have reached broad consensus that variations in biological makeup and everyday tasks lead to wide individual differences in paths of change and resulting competencies. This edition pays more attention to variability in development and to recent theories—including ecological, sociocultural, and dynamic systems—that attempt to explain it. Multicultural and cross-cultural findings, including international comparisons, are enhanced throughout the text. Biology and Environment and Cultural Influences boxes also accentuate the theme of diversity in development.
- *The lifespan perspective is emphasized.* As in previous editions, the lifespan perspective—development as lifelong, multidimensional, multidirectional, plastic, and embedded in multiple contexts—continues to serve as a unifying approach to understanding human change and is woven thoroughly into the text.
- *The complex bidirectional relationship between biology and environment is given greater attention.* Accumulating evidence on development of the brain, motor skills, cognitive and language competencies, temperament and personality, emotional and social understanding, and developmental problems underscores the way biological factors emerge in, are modified by, and share power with experience. Interconnections between biology and environment are integral to the lifespan perspective and are revisited throughout the text narrative and in the Biology and Environment boxes with new and updated topics.
- *Inclusion of interdisciplinary research is expanded.* The move toward viewing thoughts, feelings, and behavior as an integrated whole, affected by a wide array of influences in biology, social context, and culture, has motivated developmental researchers to strengthen their ties with other fields of psychology and with other disciplines. Topics and findings included in this edition increasingly reflect the contributions of educational psychology, social psychology, health psychology, clinical psychology, neurobiology, pediatrics, geriatrics, sociology, anthropology, social service, and other fields.
- *The links among theory, research, and applications are strengthened.* As researchers intensify their efforts to generate findings relevant to real-life situations, I have placed even greater weight on social policy issues and sound theory- and research-based applications. Further applications are provided in the Applying What We Know tables, which give students concrete ways of building bridges between their learning and the real world.
- *The role of active student learning is made more explicit.* ***TAKE A MOMENT...,*** a feature built into the chapter narrative, asks students to think deeply and critically or to engage in an exercise or application as they read. Ask Yourself questions at the end of each major section have been thoroughly revised and expanded to promote four approaches to engaging actively with the subject matter—*Review, Connect, Apply,* and *Reflect.* This feature assists students in thinking about what they have learned from multiple vantage points. A new **LOOK AND LISTEN** feature asks students to observe what real children, adolescents, and adults say and do; speak with them or with professionals invested in their well-being; and inquire into community programs and practices that influence lifespan development. In addition, highlighting of key terms within the text narrative reinforces student learning in context.

Text Philosophy

The basic approach of this book has been shaped by my own professional and personal history as a teacher, researcher, and parent. It consists of seven philosophical ingredients that I regard as essential for students to emerge from a course with a thorough understanding of lifespan development. Each theme is woven into every chapter:

1. **An understanding of the diverse array of theories in the field and the strengths and shortcomings of each.** The first chapter begins by emphasizing that only knowledge of multiple theories can do justice to the richness of human

development. As I take up each age period and domain of development, I present a variety of theoretical perspectives, indicate how each highlights previously overlooked aspects of development, and discuss research that evaluates it. Consideration of contrasting theories also serves as the context for an evenhanded analysis of many controversial issues.

2. **A grasp of the lifespan perspective as an integrative approach to development.** I introduce the lifespan perspective as an organizing framework in the first chapter and refer to and illustrate its assumptions throughout the text, in an effort to help students construct an overall vision of development from conception to death.

3. **Knowledge of both the sequence of human development and the processes that underlie it.** Students are provided with a discussion of the organized sequence of development along with processes of change. An understanding of process—how complex combinations of biological and environmental events produce development—has been the focus of most recent research. Accordingly, the text reflects this emphasis. But new information about the timetable of change has also emerged. In many ways, the very young and the old have proved to be far more competent than they were believed to be in the past. In addition, many milestones of adult development, such as finishing formal education, entering a career, getting married, having children, and retiring, have become less predictable. Current evidence on the sequence and timing of development, along with its implications for process, is presented for all periods of the lifespan.

4. **An appreciation of the impact of context and culture on human development.** A wealth of research indicates that people live in rich physical and social contexts that affect all domains of development. Throughout the book, students travel to distant parts of the world as I review a growing body of cross-cultural evidence. The text narrative also discusses many findings on socioeconomically and ethnically diverse people within the United States. Furthermore, the impact of historical time period and cohort membership receives continuous attention. In this vein, gender issues—the distinctive but continually evolving experiences, roles, and life paths of males and females—are granted substantial emphasis. Besides highlighting the effects of immediate settings, such as family, neighborhood, and school, I make a concerted effort to underscore the influence of larger social structures—societal values, laws, and government policies and programs—on lifelong well-being.

5. **An understanding of the joint contributions of biology and environment to development.** The field recognizes more powerfully than ever before the joint roles of hereditary/constitutional and environmental factors—that these contributions to development combine in complex ways and cannot be separated in a simple manner. Numerous examples of how biological dispositions can be maintained as well as transformed by social contexts are presented throughout the book.

6. **A sense of the interdependency of all domains of development—physical, cognitive, emotional, and social.** Every chapter emphasizes an integrated approach to human development. I show how physical, cognitive, emotional, and social development are interwoven. Within the text narrative, and in a special series of Ask Yourself questions at the end of major sections, students are referred to other sections of the book to deepen their grasp of relationships among various aspects of change.

7. **An appreciation of the interrelatedness of theory, research, and applications.** Throughout this book, I emphasize that theories of human development and the research stimulated by them provide the foundation for sound, effective practices with children, adolescents, and adults. The link among theory, research, and applications is reinforced by an organizational format in which theory and research are presented first, followed by practical implications. In addition, a current focus in the field—harnessing knowledge of human development to shape social policies that support human needs throughout the lifespan—is reflected in every chapter. The text addresses the current condition of children, adolescents, and adults in the United States and elsewhere in the world and shows how theory and research have combined with public interest to spark successful interventions. Many important applied topics are considered, such as family planning, infant mortality, maternal employment and child care, teenage pregnancy and parenthood, domestic violence, exercise and adult health, religiosity and well-being, lifelong learning, grandparents rearing grandchildren, caring for aging adults with dementia, adjustment to retirement, optimal aging, and palliative care for the dying.

Text Organization

I have chosen a chronological organization for *Development Through the Lifespan.* The book begins with an introductory chapter that describes the scientific history of the field, influential theories, and research strategies. It is followed by two chapters on the foundations of development. Chapter 2 combines an overview of genetic and environmental contexts into a single integrated discussion of these multifaceted influences on development. Chapter 3 is devoted to prenatal development, birth, and the newborn baby. With this foundation, students are ready to look closely at seven major age periods: infancy and toddlerhood (Chapters 4, 5, and 6), early childhood (Chapters 7 and 8), middle childhood (Chapters 9 and 10), adolescence (Chapters 11 and 12), early adulthood (Chapters 13 and 14), middle adulthood (Chapters 15 and 16), and late adulthood (Chapters 17 and 18). Topical chapters within each chronological division cover

physical development, cognitive development, and emotional and social development. The book concludes with a chapter on death, dying, and bereavement (Chapter 19).

The chronological approach assists students in thoroughly understanding each age period. It also eases the task of integrating the various domains of development because each is discussed in close proximity. At the same time, a chronologically organized book requires that theories covering several age periods be presented piecemeal. This creates a challenge for students, who must link the various parts together. To assist with this task, I frequently remind students of important earlier achievements before discussing new developments, referring back to related sections with page references. Also, chapters or sections devoted to the same topic (for example, cognitive development) are similarly organized, making it easier for students to draw connections across age periods and construct an overall view of developmental change.

New Coverage in the Sixth Edition

Lifespan development is a fascinating and ever-changing field of study, with constantly emerging new discoveries and refinements in existing knowledge. The sixth edition represents this burgeoning contemporary literature, with over 2,000 new citations. Cutting-edge topics throughout the text underscore the book's major themes. Here is a sampling:

CHAPTER 1: Updated Biology and Environment box on resilience • Updated section on developmental cognitive neuroscience • Increased coverage of evolutionary developmental psychology, with special attention to the adaptiveness of human longevity • Expanded illustrations at all levels of Bronfenbrenner's ecological model • New Social Issues: Health box on how family chaos undermines children's well-being • Updated Cultural Influences box on immigrant youths • Clarified explanation of sequential designs

CHAPTER 2: Updated Social Issues: Health box on the pros and cons of reproductive technologies • Updated section on development of adopted children • Enhanced attention to the impact of poverty on development • Expanded introduction to family influences on development, including the importance of coparenting • Updated research on neighborhood influences on children's physical and mental health • Current statistics on the condition of children, families, and the aged in the United States compared with other Western nations • Introduction to the concept of gene–environment interaction, with illustrative research findings • Expanded section on epigenesis, including new examples of environmental influences on gene expression • New Biology and Environment box highlighting a case of epigenesis—prenatal smoking modifies gene expression

CHAPTER 3: Enhanced attention to fetal brain development, sensory capacities, and behavior • Expanded and updated consideration of a wide range of teratogens • New evidence on the long-term consequences of emotional stress during pregnancy • New findings on older maternal age and prenatal and birth complications • Updated evidence on the contributions of doula support to the birth process and to newborn adjustment • New research on parenting and development of preterm and low-birth-weight infants • Expanded and updated Social Issues: Health box on health care and other policies for parents and newborn babies, including cross-national infant mortality rates and the importance of generous parental leave • New Social Issues: Health box on the Nurse–Family Partnership—reducing maternal stress and enhancing child development through social support • Updated findings on the roles of impaired brain functioning, maternal smoking, and maternal drug abuse in sudden infant death syndrome (SIDS) • New evidence on the role of sleep in infant learning • New research on the impact of "proximal care"—extensive holding of young babies—in reducing infant crying • Updated research on touch sensitivity in newborns, including techniques for reducing infant stress to painful medical procedures

CHAPTER 4: Updated introduction to major methods of assessing brain functioning, including the EEG geodesic sensor net (GSN) and near-infrared spectroscopy (NIRS) • Updated discussion of advances in brain development, with special attention to the prefrontal cortex • New research on children adopted from Romanian orphanages, including neurobiological evidence bearing on the question of whether infancy is a sensitive period of development • Updated Cultural Influences box on cultural variation in infant sleeping arrangements • Updated section on breastfeeding • New dynamic systems research on development of walking and reaching • Updated evidence on how caregiving practices and physical surroundings contribute to development of infant motor skills • Enhanced attention to cultural influences—including infant sleep and motor development • New evidence on the perceptual narrowing effect in speech, music, and species-related face perception, and in gender- and race-related face perception • Expanded and updated section on intermodal perception, including its contributions to all aspects of psychological development

CHAPTER 5: Revised and updated section on infant and toddler imitation, revealing toddlers' ability to infer others' intentions • New section on symbolic understanding, including toddlers' developing grasp of words and pictures as symbolic tools • New Social Issues: Education box on baby learning from TV and video, including discussion of the video deficit effect • Revised section introducing information-processing concepts, including working memory, automatic processes, speed of processing, and executive function • New evidence on similarity of infant and toddler recall memory to memory processing in older children and adults • Revised and updated section on infant and toddler

categorization skills • New research on babies' joint attention and preverbal gestures, revealing their developing capacity to participate in cooperative processes necessary for effective communication • Updated findings on toddlers' earliest spoken words, including cultural variations • New findings on adult–child conversation and early vocabulary development, with special attention to SES differences

CHAPTER 6: New research on consequences of effortful control—the self-regulatory dimension of temperament—for cognitive, emotional, and social development • Special attention to the role of child genotype in parenting effects on temperament • Updated evidence on contextual factors that contribute to changes in attachment pattern over time • Revised and updated section on consequences of early availability of a consistent caregiver for attachment security, emotion processing, and adjustment, highlighting studies of children adopted from Eastern European orphanages • New evidence on contributions of fathers' play to attachment security and emotional and social adjustment • Updated findings on employed fathers' increased involvement in caregiving • Revised and updated Social Issues: Health box on child care, attachment, and later development • New evidence on toddlers' scale errors, with implications for body self-awareness • Updated research on the impact of sensitive caregiving on early self-development

CHAPTER 7: Increased attention to brain development in early childhood, with special attention to the prefrontal cortex and executive function • Updated statistics and research on the health status of U.S. young children, including tooth decay, childhood immunizations, and overall health status • New research on development of handedness, including cultural variations • Expanded attention to the impact of adult mealtime practices on children's eating behavior • New evidence on preschoolers' magical beliefs • Revised and updated section on preschoolers' understanding of symbol–real-world relations • New research on cultural variations in effective scaffolding • New Social Issues: Education box on children's questions as a catalyst for cognitive development • Updated discussion of gains in executive function in early childhood, including attention, inhibition, and planning • Recent findings on toddlers' early, implicit false-belief understanding and its relationship to preschoolers explicit grasp of false belief • New evidence on cognitive attainments and social experiences that contribute to mastery of false belief • Enhanced discussion of SES differences in emergent literacy and math knowledge • Updated discussion of the effects of television and computers on academic learning • New research on preschoolers' strategies for word learning, including cultural variations

CHAPTER 8: Updated consideration of emotional self-regulation in early childhood, including the influence of temperament and parenting • Enhanced Cultural Influences box on ethnic differences in the consequences of physical punishment • New section on the role of positive peer relations in school readiness • New longitudinal evidence on the relationship of early corporal punishment to later behavior problems • Enhanced attention to aggressive children's distorted view of the social world • Updated discussion of parent training programs to reduce child conduct problems, with special attention to Incredible Years • New Social Issues: Education box on young children's learning about gender through mother–child conversations • New section on cultural variations in communication within gender-segregated peer groups • New findings on the harmful impact of parental psychological control on children's adjustment • Updated consideration of consequences of child maltreatment, including new evidence on central nervous system damage

CHAPTER 9: Revised and updated section on overweight and obesity, including current U.S. prevalence rates, international comparisons, and coverage of contributing factors and consequences • Updated statistics on physical activity and fitness among U.S. school-age children • New sections on working-memory capacity and executive function in middle childhood, with implications for academic learning • Revised and updated Biology and Environment box on children with attention-deficit hyperactivity disorder • New research on development of planning in middle childhood • Updated evidence on the school-age child's theory of mind • Updated Social Issues: Education box on emotional intelligence • Discussion of secular trends in IQ, including implications for understanding ethnic variations in IQ • Attention to the impact of the U.S. No Child Left Behind Act on quality of U.S. education • Updated research on academic achievement of U.S. children with limited English proficiency • Expanded consideration of the impact of biased teacher judgments on ethnic minority children's academic achievement • New research on educational consequences of widespread SES and ethnic segregation in American schools • New Social Issues: Education box on magnet schools as a means of attaining equal access to high-quality education • Revised and updated section on U.S. academic achievement in international perspective, including comparisons with high-performing nations

CHAPTER 10: Enhanced attention to cultural variations in self-concept, with special attention to Asian versus U.S. comparisons • Updated research on parenting practices and children's achievement-related attributions, including the influence of cultural values on likelihood of developing learned helplessness • Expanded and updated section on children's understanding of diversity and inequality, development of racial and ethnic prejudice, and strategies for reducing prejudice • New findings on peer acceptance, including implications of peer-acceptance categories for bullying and victimization • Updated Biology and Environment box on bullies and their victims • New evidence on sex differences in development of gender identity in middle childhood • Expanded attention to the role of effective coparenting in children's

adjustment to parental divorce and remarriage • New research on the implications of self-care and after-school programs for school-age children's adjustment • Revised and updated Cultural Influences box on impact of ethnic and political violence on children • Updated findings on the consequences of child sexual abuse

CHAPTER 11: New section on adolescent brain development, focusing on the imbalance between the cognitive control network and the emotional/social network, with implications for teenage reward-seeking, emotional reactivity, and risk-taking • Updated evidence on teenage pregnancy and parenthood prevention and intervention strategies • New findings on key elements of effective sex education programs • Expanded and updated research on adolescent decision making • Updated consideration of factors contributing to sex differences in spatial and mathematical abilities, including cultural valuing of gender equality • New research on the impact of school transitions on adolescent adjustment • Enhanced consideration of teacher and peer supports for academic achievement • Updated discussion of factors contributing to dropping out of school • New Social Issues: Education box on the impact of "media multitasking" on learning

CHAPTER 12: New research on personal and social factors contributing to identity development in adolescence • Updated Social Issues: Health box on adolescent suicide • Updated evidence on adolescents' capacity to integrate moral, social-conventional, and personal concerns • Enhanced consideration of factors that promote moral identity, along with its relationship to moral behavior • Updated Social Issues: Education box on development of civic engagement • New evidence on gender intensification in adolescence • Updated section on parenting and adolescent autonomy, including research on immigrant families • Expanded and updated section on Internet friendships, with special attention to teenagers' use of social networking sites • New evidence on associations among parent, friend, and dating-partner relationships • New findings on long-term outcomes of multisystemic therapy for violent juvenile offenders

CHAPTER 13: Updated Biology and Environment box on telomere length as a marker of the impact of life circumstances on biological aging • New controversial evidence on the role of free radicals in aging • New research on SES variations in adult health • Updated statistics on the continued worldwide rise in adult overweight and obesity, including a revised Social Issues: Health box on environmental factors contributing to the U.S. obesity epidemic • New findings on negative stereotyping and discrimination experienced by overweight adults • Enhanced discussion of treatment of adult obesity • New evidence on the Internet as a contemporary way to initiate dating relationships • Updated research on psychological stress and unfavorable health outcomes • Enhanced discussion of the psychological impact of attending college, including benefits of opportunities to interact with racially and ethnically diverse peers • New findings on the role of gender stereotypes in women's likelihood of choosing STEM careers • Updated Social Issues: Education box on men who choose nontraditional careers

CHAPTER 14: Revised and updated section on emerging adulthood, including new findings on emerging adults' religiosity, spirituality, and commitment to community service • Enhanced discussion of the controversy over whether emerging adulthood really is a distinct period of development • Special attention to parenting of emerging adults, including "helicopter parenting" • Updated consideration of increasingly flexible age-graded expectations for early adulthood life events • Updated consideration of factors that contribute to enduring romantic relationships • New findings on social networking sites as contexts for early adulthood friendship • Expanded discussion of the rise in average age of leaving the parental home • Increased attention to parent–young-adult child relationships • New findings on sharing of household tasks in dual-earner marriages, including cross-national evidence • Updated research on relationship qualities and communication skills contributing to marital satisfaction • Attention to the role of American individualism in the high U.S. divorce and remarriage rates • Updated consideration of the dramatic increase in never-married single parents, including SES and ethnic variations • New findings on career development in early adulthood, with special attention to obstacles to success faced by women and ethnic minorities • Enhanced discussion of combining work and family

CHAPTER 15: Updated Biology and Environment box on anti-aging effects of dietary calorie restriction • Updated evidence on the risks of hormone therapy to reduce physical discomforts of menopause • New survey findings on sexual activity of U.S. middle-aged adults • Updated sections on risk of cancer and heart disease in midlife • New research on gains in effective coping in middle adulthood • Updated evidence on the neurobiological basis of declines in processing speed with age • New findings on midlife changes in attention and memory • New Social Issues: Education box on how lessons in the art of acting improve memory in older adults

CHAPTER 16: Enhanced consideration of the contribution of parenting to generativity in midlife • New research on cultural variations in the link between midlife physical changes and psychological well-being • Updated Social Issues: Health box on grandparents rearing grandchildren in skipped-generation families • Updated evidence on relationships between middle-aged adults and their aging parents, including ethnic variations • New findings on midlife intergenerational assistance to both children and aging parents • Enhanced discussion of care of aging parents in poor health, with emphasis on gender disparities, ethnic variations, and emotional, physical, and financial consequences • New research on middle-aged

adults' use of social networking sites • Updated discussion of the glass ceiling in career advancement faced by women and ethnic minorities • New evidence on career change at midlife, with special attention to blue-collar workers • Discussion of the impact of the late-2000s recession on delayed retirement

CHAPTER 17: Updated statistics on life expectancy in late adulthood, including gender and SES variations • Updated international comparisons in healthy life expectancy • New research on brain development, including neurological changes that enable older adults to compensate for declines in central nervous system functioning • Updated findings on risk and protective factors associated with various aspects of physical aging • New evidence on cultural variations in older adults' sense of personal control, with implications for coping with physical impairments • Updated section on assistive technologies • Expanded and updated discussion of stereotypes of aging, including stereotype threat, with implications for physical and cognitive performance • Updated consideration of SES and ethnic variations in health in late adulthood • Expanded consideration of progress in compression of morbidity • Updated survey findings on sexual activity in late adulthood • New findings on neurological changes associated with Alzheimer's disease, including efforts to understand how abnormal amyloid and tau damage neurons • New evidence on genetic and environmental risks for Alzheimer's, and on protective factors, with special emphasis on diet, education, and physical activity • Updated Social Issues: Health box on interventions for caregivers of older adults with dementia, with increased attention to respite and caregiving skills • Enhanced attention to use of selective optimization with compensation in adapting to cognitive changes • Expanded discussion of episodic memory and prospective memory in late adulthood • Updated research on everyday problem solving in late adulthood • Enhanced consideration of the impact of cognitive training on older adults' mental functioning, including broadening programs to target self-efficacy • New evidence on the rapid rise in use of computers and the Internet among older people

CHAPTER 18: Updated research on reminiscence in late adulthood • New findings on personality development in late adulthood, with special attention to openness to experience • Enhanced consideration of the benefits of spirituality and religiosity in late life, including a new Biology and Environment box on religious involvement and quality of life in the final year • Consideration of sustaining an effective person–environment fit in older adults' social contexts, including caregiving and housing arrangements • Updated discussion of socioemotional selectivity theory and related research • New research on divorce, remarriage, and cohabitation in late adulthood, including aging baby boomers' use of online dating services • Updated findings on late-life friendships • New evidence on retirement as a dynamic process with multiple transitions and wide individual variation

CHAPTER 19: Updated research on diverse factors influencing people's adaptation to dying • Updated discussion of dying at home, in hospitals, and in nursing homes • New findings on hospice, including reducing patient suffering, improving family functioning, and increasing ability to sustain patient care at home • Updated statistics on public attitudes toward passive euthanasia, voluntary active euthanasia, and assisted suicide • Updated statistics on Oregon residents dying by legalized assisted suicide • New research on the role of expressions of happiness and humor in bereavement adjustment • New evidence on bereavement interventions, with special attention to support groups based on the dual-process model of coping with loss

Acknowledgments

The dedicated contributions of many individuals helped make this book a reality and contributed to refinements and improvements in this sixth edition. An impressive cast of reviewers provided many helpful suggestions, constructive criticisms, and enthusiasm for the organization and content of the text. I am grateful to each one of them.

Reviewers for the Sixth Edition

Cheryl Anagnopoulos, Black Hills State University
Carolyn M. Barry, Loyola University
Lori Bica, University of Wisconsin, Eau Claire
Linda Curry, Texas Christian University
Manfred Diehl, Colorado State University
Mary Anne Erickson, Ithaca College
Karen Fingerman, University of Texas, Austin
Linda Halgunseth, Pennsylvania State University
Melinda Heinz, Iowa State University
Joseph Kishton, University of North Carolina, Wilmington
Dale Lund, California State University, San Bernardino
Debra McGinnis, Oakland University
Celinda Reese-Melancon, Oklahoma State University
Mathew Shake, Western Kentucky University
Kim Shifren, Towson University
Gregory Smith, Kent State University
Stephanie Stein, Central Washington University
JoNell Strough, West Virginia University
Bruce Thompson, University of Southern Maine
Laura Thompson, New Mexico State University

Reviewers for Previous Editions

Gerald Adams, University of Guelph
Jackie Adamson, South Dakota School of Mines and Technology
Paul C. Amrhein, University of New Mexico
Cheryl Anagnopoulos, Black Hills State University
Doreen Arcus, University of Massachusetts, Lowell
René L. Babcock, Central Michigan University
Sherry Beaumont, University of Northern British Columbia
W. Keith Berg, University of Florida
James A. Bird, Weber State University
Toni Bisconti, University of Akron
Joyce Bishop, Golden West College
Kimberly Blair, University of Pittsburgh
Tracie L. Blumentritt, University of Wisconsin—La Crosse
Ed Brady, Belleville Area College
Michele Y. Breault, Truman State University
Dilek Buchholz, Weber State University
Lanthan Camblin, University of Cincinnati
Judith W. Cameron, Ohio State University
Joan B. Cannon, University of Massachusetts, Lowell
Michael Caruso, University of Toledo
Susan L. Churchill, University of Nebraska—Lincoln
Gary Creasey, Illinois State University
Rhoda Cummings, University of Nevada—Reno
Rita M. Curl, Minot State University
Carol Lynn Davis, University of Maine
Lou de la Cruz, Sheridan Institute
Byron Egeland, University of Minnesota
Beth Fauth, Utah State University
Karen Fingerman, Purdue University
Maria P. Fracasso, Towson University
Elizabeth E. Garner, University of North Florida
Laurie Gottlieb, McGill University
Dan Grangaard, Austin Community College
Clifford Gray, Pueblo Community College
Marlene Groomes, Miami Dade College
Laura Gruntmeir, Redlands Community College
Laura Hanish, Arizona State University
Traci Haynes, Columbus State Community College
Vernon Haynes, Youngstown State University
Bert Hayslip, University of North Texas
Bob Heller, Athabasca University
Karl Hennig, St. Francis Xavier University
Paula Hillman, University of Wisconsin—Whitewater
Deb Hollister, Valencia Community College
Hui-Chin Hsu, University of Georgia
Lera Joyce Johnson, Centenary College of Louisiana
Janet Kalinowski, Ithaca College
Kevin Keating, Broward Community College
Wendy Kliewer, Virginia Commonwealth University
Marita Kloseck, University of Western Ontario
Karen Kopera-Frye, University of Nevada, Reno
Valerie Kuhlmeier, Queens University
Deanna Kuhn, Teachers College, Columbia University
Rebecca A. López, California State University—Long Beach
Dale Lund, California State University, San Bernardino
Pamela Manners, Troy State University
Ashley Maynard, University of Hawaii
Robert B. McLaren, California State University, Fullerton
Kate McLean, University of Toronto at Mississauga
Randy Mergler, California State University
Karla K. Miley, Black Hawk College
Carol Miller, Anne Arundel Community College
Teri Miller, Milwaukee Area Technical College
David Mitchell, Kennesaw State University
Steve Mitchell, Somerset Community College
Gary T. Montgomery, University of Texas, Pan American
Feleccia Moore-Davis, Houston Community College
Ulrich Mueller, University of Victoria
Karen Nelson, Austin College
Bob Newby, Tarleton State University
Jill Norvilitis, Buffalo State College
Patricia O'Brien, University of Illinois at Chicago
Nancy Ogden, Mount Royal College
Peter Oliver, University of Hartford
Verna C. Pangman, University of Manitoba
Robert Pasnak, George Mason University
Ellen Pastorino, Gainesville College

Julie Patrick, West Virginia University
Marion Perlmutter, University of Michigan
Warren H. Phillips, Iowa State University
Leslee K. Polina, Southeast Missouri State University
Dana Plude, University of Maryland
Dolores Pushkar, Concordia University
Leon Rappaport, Kansas State University
Pamela Roberts, California State University, Long Beach
Stephanie J. Rowley, University of North Carolina
Elmer Ruhnke, Manatee Community College
Randall Russac, University of North Florida
Marie Saracino, Stephen F. Austin State University
Edythe H. Schwartz, California State University—Sacramento
Bonnie Seegmiller, City University of New York, Hunter College
Richard Selby, Southeast Missouri State University
Aurora Sherman, Oregon State University
Carey Sherman, University of Michigan
David Shwalb, Southeastern Louisiana University
Paul S. Silverman, University of Montana
Judi Smetana, University of Rochester
Glenda Smith, North Harris College
Jacqui Smith, University of Michigan
Jeanne Spaulding, Houston Community College
Thomas Spencer, San Francisco State University
Bruce Stam, Chemeketa Community College
JoNell Strough, West Virginia University
Vince Sullivan, Pensacola Junior College
Bruce Thompson, University of Southern Maine
Laura Thompson, New Mexico State University
Mojisola Tiamiyu, University of Toledo
Ruth Tincoff, Harvard University
Joe Tinnin, Richland College
Catya von Károlyi, University of Wisconsin—Eau Claire
L. Monique Ward, University of Michigan
Rob Weisskirch, California State University, Fullerton
Nancy White, Youngstown State University
Ursula M. White, El Paso Community College
Carol L. Wilkinson, Whatcom Community College
Lois J. Willoughby, Miami-Dade Community College
Paul Wink, Wellesley College
Deborah R. Winters, New Mexico State University

I cannot begin to express what a great pleasure it has been, once again, to work with Tom Pauken, Managing Editor, who oversaw the preparation of the third and fifth editions of *Development Through the Lifespan* and who returned to edit this sixth edition. His careful review of manuscript, keen organizational skills, responsive day-to-day communication, insightful suggestions, astute problem solving, interest in the subject matter, and thoughtfulness greatly enhanced the quality of the text and eased the immense challenges that arose during its preparation. Judy Ashkenaz, Development Editor, carefully reviewed and commented on each chapter, helping to ensure that every thought and concept would be clearly expressed and well-developed. She also assisted with preparation of photo specifications, drafting of photo captions and chapter summaries, and, as needs arose, graciously took on extra tasks, including updating of diverse aspects of the Instructor's Resource Manual. Rachel Trapp, editorial assistant, has been extraordinary. In addition to spending countless hours searching, gathering, and organizing scholarly literature, she assisted with an array of editorial and production tasks. In a pinch, she diligently took over the responsibility of preparing and editing many of the assessments in MyDevelopmentLab (MDL).

The supplements package benefited from the talents and dedication of several other individuals. Leah Shriro revised the IRM brief summaries and lecture outlines. Kimberly Michaud prepared a superb Test Bank and many of the MDL assessments. Judy Ashkenaz designed and wrote a highly attractive PowerPoint presentation. Maria Henneberry and Phil Vandiver of Contemporary Visuals in Bloomington, IL, prepared an artistic and inspiring set of new video segments addressing diverse topics in lifespan development.

Donna Simons, Senior Production Project Manager, coordinated the complex production tasks that resulted in an exquisitely beautiful sixth edition. I am grateful for her keen aesthetic sense, attention to detail, flexibility, efficiency, and thoughtfulness. I thank Sarah Evertson for photo research that contributed to the exceptional photographs that illustrate the text narrative. Margaret Pinette provided outstanding copyediting and careful compilation of the references list, and Julie Hotchkiss offered meticulous proofreading.

Wendy Albert, Executive Marketing Manager, prepared the beautiful print ads and informative e-mails to the field about *Development Through the Lifespan,* Sixth Edition. She has also ensured that accurate and clear information reached Pearson Education's sales force and that the needs of prospective and current adopters were met.

A final word of gratitude goes to my family, whose love, patience, and understanding have enabled me to be wife, mother, teacher, researcher, and text author at the same time. My sons, David and Peter, grew up with my texts, passing from childhood to adolescence and then to adulthood as successive editions were written. David has a special connection with the books' subject matter as an elementary school teacher. Peter is now an experienced attorney, and his vivacious and talented wife Melissa joins a new generation of university faculty dedicated to creative teaching and research. All three continue to enrich my understanding through reflections on events and progress in their own lives. Last, but certainly not least, I thank my husband, Ken, for joining me on a wonderfully fulfilling lifespan journey. Over the past two decades, he willingly made room in our lives for the immensely demanding endeavor of authoring six editions of *Development Through the Lifespan.* His reflections, support, and astute counsel made all the difference during the project's final months.

Laura E. Berk

About the Cover Art

© KEN KASHIAN

Growing up in Depression-era Detroit, Harold Gregor displayed passion for and talent in art as a child. As early as kindergarten, he drew—so much so that he recalls being placed in the corner for wasting paper. He earned his bachelor's degree from Wayne State University, master's degree from Michigan State University, and Ph.D. in painting from Ohio State University. After a decade of teaching and experimentation with diverse artistic styles in southern California, he moved to the American heartland, joining the faculty at Illinois State University in 1970.

The Illinois farm and prairie landscape quickly became a compelling source of inspiration, and Gregor gained national prominence as one of the foremost American Photorealist painters. Starting with close-up views of corn cribs, an indigenous form of architecture that fascinated him, he soon moved to panoramas and aerial views of prairie farm scenes, introducing imaginative colors that accentuated the unique and varied beauty of the Midwestern landscape.

In 2004, while climbing a cliff trail in Italy, he fell and broke his right wrist. With his right arm in a cast, he transformed an obstacle into an opportunity: He began to paint with his left hand. Once his right arm healed, he refined his left-handed paintings, eventually arriving at brilliantly colorful, abstract stylistic innovations he calls Vibrascapes, of which the dazzling, energetic image on the cover of this text is an example.

Now a distinguished professor emeritus, Harold Gregor is the epitome of "optimal aging." At age 83, he continues to paint prolifically, prepare new exhibitions, and teach. On his studio wall can be found a Chinese proverb, which reads, "What happiness to wake alive again into this same gray world of winter rain." He says the proverb reminds him that although growing older is accompanied by unforeseen challenges, he feels blessed each day to do what he enjoys most: painting and teaching.

Harold Gregor's paintings have been shown at the White House, the American Embassy in Moscow, and the Art Institute of Chicago. They have won numerous prestigious awards and can be viewed in galleries across the United States. To learn more about his life and work, visit www.hgregor.com; and watch the video segment, Creativity in Late Life, that accompanies this text.

Legend for Photos Accompanying Sofie's Story

Sofie's story is told in Chapters 1 and 19, from her birth to her death. The photos that appear at the beginning of Chapter 1 follow her through her lifespan and include family members of two succeeding generations.

Page 2

1. Sofie, age 18, high school graduation in 1926.
2. Sofie as a baby, with her mother in 1908.
3. Sofie, age 6, with her brother, age 8, in 1914.
4. Sofie's German passport.
5. Sofie, age 60, and daughter Laura on Laura's wedding day in 1968.
6. Sofie and Phil in 1968, less than two years before Sofie died.
7. Sofie's grandsons, David and Peter, ages 5 and 2, children of Laura and Ken.
8. Laura, Ken, and sons Peter and David, ages 10 and 13, on the occasion of David's Bar Mitzvah in 1985.
9. Peter and Melissa on their wedding day in 2007.
10. Laura, Ken, sons David and Peter, and Peter's wife Melissa, with acclaimed pianist Awadagin Pratt, at the naming of a Pratt Foundation piano scholarship in Sofie's memory.

Page 3

Sofie, age 61, and her first grandchild, Ellen, October 1969, less than three months before Sofie died.

Page 4

Sofie and Phil in their mid-thirties, during World War II, when they became engaged.

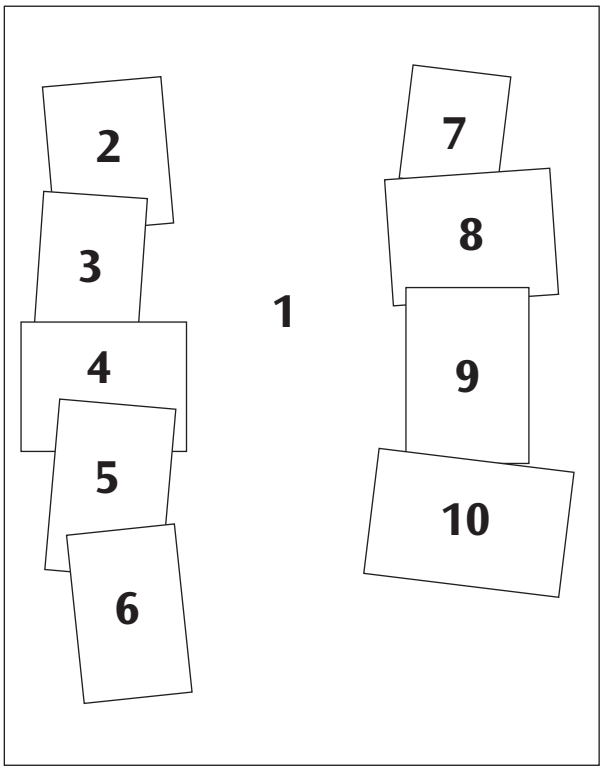

This page intentionally left blank

Development Through the Lifespan

chapter 1

BOTTOM RIGHT PHOTO COURTESY OF SANDY WHISKER
ALL OTHER PHOTOS COURTESY OF LAURA E. BERK

This photo essay chronicles the life course and family legacy of Sofie Lentschner. It begins in 1908 with Sofie's infancy and concludes in 2012, four decades after Sofie's death, at an event celebrating the naming of a piano scholarship in her memory. For a description of each photo, see the legend on page xxv.

History, Theory, and Research Strategies

Sofie Lentschner was born in 1908, the second child of Jewish parents who made their home in Leipzig, Germany, a city of thriving commerce and cultural vitality. Her father was a successful businessman and community leader, her mother a socialite well-known for her charm, beauty, and hospitality. As a baby, Sofie displayed the determination and persistence that would be sustained throughout her life. She sat for long periods inspecting small objects with her eyes and hands. The single event that consistently broke her gaze was the sound of the piano in the parlor. As soon as Sofie could crawl, she steadfastly pulled herself up to finger its keys and marveled at the tinkling sounds.

By the time Sofie entered elementary school, she was an introspective child, often ill at ease at the festive parties that girls of her family's social standing were expected to attend. She immersed herself in schoolwork, especially in mastering foreign languages—a regular part of German elementary and secondary education. Twice a week, she took piano lessons from the finest teacher in Leipzig. By the time Sofie graduated from high school, she spoke English and French fluently and had become an accomplished pianist. Whereas most German girls of her time married by age 20, Sofie postponed serious courtship in favor of entering the university. Her parents began to wonder whether their intense, studious daughter would ever settle into family life.

COURTESY OF LAURA E. BERK

Sofie wanted marriage as well as education, but her plans were thwarted by the political turbulence of her times. When Hitler rose to power in the early 1930s, Sofie's father, fearing for the safety of his wife and children, moved the family to Belgium. Conditions for Jews in Europe quickly worsened. The Nazis plundered Sofie's family home and confiscated her father's business. By the end of the 1930s, Sofie had lost contact with all but a handful of her aunts, uncles, cousins, and childhood friends, many of whom (she later learned) were herded into cattle cars and transported to Nazi death camps at Auschwitz and Chelmno, Poland. In 1939, as anti-Jewish laws and atrocities intensified, Sofie's family fled to the United States.

As Sofie turned 30, her parents, convinced that she would never marry and would need a career for financial security, agreed to support her return to school. Sofie earned two master's degrees, one in music and the other in librarianship. Then, on a blind date, she met Philip, a U.S. army officer. Philip's calm, gentle nature complemented Sofie's intensity and worldliness. Within six months they married. During the next four

chapter outline

A Scientific, Applied, and Interdisciplinary Field

Basic Issues

Continuous or Discontinuous Development? • One Course of Development or Many? • Relative Influence of Nature and Nurture?

The Lifespan Perspective: A Balanced Point of View

Development Is Lifelong • Development Is Multidimensional and Multidirectional • Development Is Plastic • Development Is Influenced by Multiple, Interacting Forces

BIOLOGY AND ENVIRONMENT Resilience

CULTURAL INFLUENCES The Baby Boomers Reshape the Life Course

Scientific Beginnings

Darwin: Forefather of Scientific Child Study • The Normative Period • The Mental Testing Movement

Mid-Twentieth-Century Theories

The Psychoanalytic Perspective • Behaviorism and Social Learning Theory • Piaget's Cognitive-Developmental Theory

Recent Theoretical Perspectives

Information Processing • Developmental Cognitive Neuroscience • Ethology and Evolutionary Developmental Psychology • Vygotsky's Sociocultural Theory • Ecological Systems Theory

SOCIAL ISSUES: HEALTH Family Chaos Undermines Children's Well-Being

Comparing and Evaluating Theories

Studying Development

Common Research Methods • General Research Designs • Designs for Studying Development

CULTURAL INFLUENCES Immigrant Youths: Adapting to a New Land

Ethics in Lifespan Research

years, two daughters and a son were born. Soon Sofie's father became ill, his health shattered by the strain of uprooting his family and losing his home and business. After months of being bedridden, he died of heart failure.

When World War II ended, Philip left the army and opened a small men's clothing store. Sofie divided her time between caring for the children and helping Philip in the store. Now in her forties, she was a devoted mother, but few women her age were still rearing young children. As Philip struggled with the business, he spent longer hours at work, and Sofie often felt lonely. She rarely touched the piano, which brought back painful memories of youthful life plans shattered by war. Sofie's sense of isolation and lack of fulfillment frequently left her short-tempered. Late at night, she and Philip could be heard arguing.

COURTESY OF LAURA E. BERK

As Sofie's children grew older, she returned to school again, this time to earn a teaching credential. Finally, at age 50, she launched a career. For the next decade, she taught German and French to high school students and English to newly arrived immigrants. Besides easing her family's financial difficulties, she felt a gratifying sense of accomplishment and creativity. These years were among the most energetic and satisfying of Sofie's life. She had an unending enthusiasm for teaching—for transmitting her facility with language, her first-hand knowledge of the consequences of hatred and oppression, and her practical understanding of how to adapt to life in a new land. She watched her children, whose young lives were free of the trauma of war, adopt many of her values and commitments and begin their marital and vocational lives at the expected time.

Sofie approached age 60 with an optimistic outlook. Released from the financial burden of paying for their children's college education, she and Philip looked forward to greater leisure. Their affection and respect for each other deepened. Once again, Sofie began to play the piano. But this period of contentment was short-lived.

One morning, Sofie awoke and felt a hard lump under her arm. Several days later, her doctor diagnosed cancer. Sofie's spirited disposition and capacity to adapt to radical life changes helped her meet the illness head on. She defined it as an enemy to be fought and overcome. As a result, she lived five more years. Despite the exhaustion of chemotherapy, Sofie maintained a full schedule of teaching duties and continued to visit and run errands for her elderly mother. But as she weakened physically, she no longer had the stamina to meet her classes. Bedridden for the last few weeks, she slipped quietly into death with Philip at her side. The funeral chapel overflowed with hundreds of Sofie's students. She had granted each a memorable image of a woman of courage and caring.

One of Sofie's three children, Laura, is the author of this book. Married a year before Sofie died, Laura and her husband, Ken, often think of Sofie's message, spoken privately to them on the eve of their wedding day: "I learned from my own life and marriage that you must build a life together but also a life apart. You must grant each other the time, space, and support to forge your own identities, your own ways of expressing yourselves and giving to others. The most important ingredient of your relationship must be respect."

Laura and Ken settled in a small midwestern city, near Illinois State University, where they have served on the faculty for many years—Laura in the Department of Psychology, Ken in the Department of Mathematics. They have two sons, David and Peter, to whom Laura has related many stories about Sofie's life and who carry her legacy forward. David shares his grandmother's penchant for teaching; he is a second-grade teacher. Peter, a lawyer, shares his grandmother's love of music, and his wife Melissa—much like Sofie—is both a talented linguist and a musician. When Peter asked Melissa to marry him, he placed a family heirloom on her finger—an engagement ring that had belonged to Sofie's aunt, who perished in a Nazi death camp. In the box that held the ring, Melissa found a written copy of the story of Sofie and her family.

Sofie also had a lifelong impact on many of her students. A professor of human development wrote to Laura:

> I have been meaning to contact you for a while. I teach a class in lifespan development. When I opened the textbook and saw the pictures of your mother, I was very surprised. I took high school German classes from her. I remember

her as a very tough teacher who both held her students accountable and cared about each and every one of us. That she was an incredible teacher did not really sink in until I went to Germany during my [college] years and was able to both understand German and speak it.

Sofie's story raises a wealth of fascinating issues about human life histories:

- What determines the features that Sofie shares with others and those that make her unique—in physical characteristics, mental capacities, interests, and behaviors?
- What led Sofie to retain the same persistent, determined disposition throughout her life but to change in other essential ways?
- How do historical and cultural conditions—for Sofie, the persecution that destroyed her childhood home, caused the death of family members and friends, and led her family to flee to the United States—affect well-being throughout life?
- How does the timing of events—for example, Sofie's early exposure to foreign languages and her delayed entry into marriage, parenthood, and career—affect development?
- What factors—both personal and environmental—led Sofie to die sooner than expected?

These are central questions addressed by **developmental science,** a field of study devoted to understanding constancy and change throughout the lifespan (Lerner, 2006; Lerner et al., 2011). Great diversity characterizes the interests and concerns of investigators who study development. But all share a single goal: to identify those factors that influence consistencies and transformations in people from conception to death.

A Scientific, Applied, and Interdisciplinary Field

The questions just listed are not merely of scientific interest. Each has *applied,* or practical, importance as well. In fact, scientific curiosity is just one factor that led the study of development to become the exciting field it is today. Research about development has also been stimulated by social pressures to improve people's lives. For example, the beginning of public education in the early twentieth century led to a demand for knowledge about what and how to teach children of different ages. The interest of the medical profession in improving people's health required an understanding of physical development, nutrition, and disease. The social service profession's desire to treat emotional problems and to help people adjust to major life events, such as divorce, job loss, war, natural disasters, or the death of loved ones, required information about personality and social development. And parents have continually sought expert advice about child-rearing practices and experiences that would promote their children's well-being.

Our large storehouse of information about development is *interdisciplinary*. It has grown through the combined efforts of people from many fields of study. Because of the need for solutions to everyday problems at all ages, researchers from psychology, sociology, anthropology, biology, and neuroscience have joined forces in research with professionals from education, family studies, medicine, public health, and social service, to name just a few. Together, they have created the field as it exists today—a body of knowledge that is not just scientifically important but also relevant and useful.

Basic Issues

Developmental science is a relatively recent endeavor. Studies of children did not begin until the late nineteenth and early twentieth centuries. Investigations into adult development, aging, and change over the life course emerged only in the 1960s and 1970s (Elder & Shanahan, 2006). But speculations about how people grow and change have existed for centuries. As they combined with research, they inspired the construction of *theories* of development. A **theory** is an orderly, integrated set of statements that describes, explains, and predicts behavior. For example, a good theory of infant–caregiver attachment would (1) *describe* the behaviors of babies of 6 to 8 months of age as they seek the affection and comfort of a familiar adult, (2) *explain* how and why infants develop this strong desire to bond with a caregiver, and (3) *predict* the consequences of this emotional bond for future relationships.

Theories are vital tools for two reasons. First, they provide organizing frameworks for our observations of people. In other words, they *guide and give meaning* to what we see. Second, theories that are verified by research provide a sound basis for practical action. Once a theory helps us *understand* development, we are in a much better position to know *how to improve* the welfare and treatment of children and adults.

As we will see, theories are influenced by the cultural values and belief systems of their times. But theories differ in one important way from mere opinion or belief: A theory's continued existence depends on *scientific verification*. Every theory must be tested using a fair set of research procedures agreed on by the scientific community, and the findings must endure, or be replicated over time.

Within the field of developmental science, many theories exist, offering very different ideas about what people are like and

how they change. The study of development provides no ultimate truth because investigators do not always agree on the meaning of what they see. Also, humans are complex beings; they change physically, mentally, emotionally, and socially. No single theory has explained all these aspects. But the existence of many theories helps advance knowledge as researchers continually try to support, contradict, and integrate these different points of view.

This chapter introduces you to major theories of human development and research strategies used to test them. In later chapters, we will return to each theory in greater detail and will also introduce other important but less grand theories. Although there are many theories, we can easily organize them by looking at the stand they take on three basic issues: (1) Is the course of development continuous or discontinuous? (2) Does one course of development characterize all people, or are there many possible courses? (3) What are the roles of genetic and environmental factors—nature and nurture—in development? Let's look closely at each of these issues.

Continuous or Discontinuous Development?

How can we best describe the differences in capacities among infants, children, adolescents, and adults? As Figure 1.1 illustrates, major theories recognize two possibilities.

One view holds that infants and preschoolers respond to the world in much the same way as adults do. The difference between the immature and mature being is simply one of *amount or complexity*. For example, when Sofie was a baby, her perception of a piano melody, memory for past events, and ability to categorize objects may have been much like our own. Perhaps her only limitation was that she could not perform these skills with as much information and precision as we can. If this is so, then changes in her thinking must be **continuous**—a process of gradually augmenting the same types of skills that were there to begin with.

According to a second view, infants and children have *unique ways of thinking, feeling, and behaving,* ones quite different from adults. If so, then development is **discontinuous**—a process in which new ways of understanding and responding to the world emerge at specific times. From this perspective, Sofie could not yet perceive, remember, and categorize experiences as a mature person can. Rather, she moved through a series of developmental steps, each of which has unique features, until she reached the highest level of functioning.

Theories that accept the discontinuous perspective regard development as taking place in **stages**—*qualitative* changes in thinking, feeling, and behaving that characterize specific periods of development. In stage theories, development is like climbing a staircase, with each step corresponding to a more mature, reorganized way of functioning. The stage concept also assumes that people undergo periods of rapid transformation as they step up from one stage to the next. In other words, change is fairly sudden rather than gradual and ongoing.

Does development actually occur in a neat, orderly sequence of stages? This ambitious assumption has faced significant challenges. Later in this chapter, we will review some influential stage theories.

One Course of Development or Many?

Stage theorists assume that people everywhere follow the same sequence of development. Yet the field of human development is becoming increasingly aware that children and adults live in

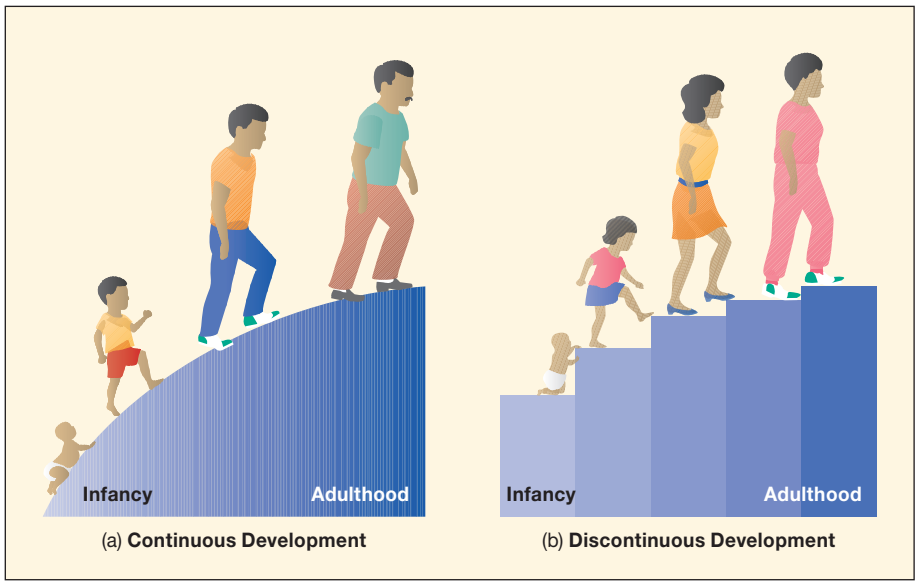

FIGURE 1.1 Is development continuous or discontinuous? (a) Some theorists believe that development is a smooth, continuous process. Individuals gradually add more of the same types of skills. (b) Other theorists think that development takes place in discontinuous stages. People change rapidly as they step up to a new level and then change very little for a while. With each new step, the person interprets and responds to the world in a reorganized, qualitatively different way. As we will see later, still other theorists believe that development is characterized by both continuous and discontinuous change.

distinct **contexts**—unique combinations of personal and environmental circumstances that can result in different paths of change. For example, a shy individual who fears social encounters develops in very different contexts from those of an outgoing agemate who readily seeks out other people (Kagan, 2003, 2008a). Children and adults in non-Western village societies have experiences in their families and communities that differ sharply from those of people in large Western cities. These different circumstances foster different intellectual capacities, social skills, and feelings about the self and others (Shweder et al., 2006).

As you will see, contemporary theorists regard the contexts that shape development as many-layered and complex. On the personal side, they include heredity and biological makeup. On the environmental side, they include both immediate settings—home, school, and neighborhood—and circumstances more remote from people's everyday lives: community resources, societal values, and historical time period. Finally, researchers today are more conscious than ever before of cultural diversity in development.

Relative Influence of Nature and Nurture?

In addition to describing the course of human development, each theory takes a stand on a major question about its underlying causes: Are genetic or environmental factors more important? This is the age-old **nature–nurture controversy.** By *nature,* we mean the hereditary information we receive from our parents at the moment of conception. By *nurture,* we mean the complex forces of the physical and social world that influence our biological makeup and psychological experiences before and after birth.

Although all theories grant roles to both nature and nurture, they vary in emphasis. Consider the following questions: Is the developing person's ability to think in more complex ways largely the result of a built-in timetable of growth, or is it primarily influenced by stimulation from parents and teachers? Do children acquire language rapidly because they are genetically predisposed to do so or because parents teach them from an early age? And what accounts for the vast individual differences among people—in height, weight, physical coordination, intelligence, personality, and social skills? Is nature or nurture more responsible?

A theory's position on the roles of nature and nurture affects how it explains individual differences. Theorists who emphasize *stability*—that individuals who are high or low in a characteristic (such as verbal ability, anxiety, or sociability) will remain so at later ages—typically stress the importance of *heredity*. If they regard environment as important, they usually point to *early experiences* as establishing a lifelong pattern of behavior. Powerful negative events in the first few years, they argue, cannot be fully overcome by later, more positive ones (Bowlby, 1980; Sroufe, Coffino, & Carlson, 2010). Other theorists, taking a more optimistic view, see development as having substantial **plasticity** throughout life—as open to change in response to influential experiences (Baltes, Lindenberger, & Staudinger, 2006; Overton, 2010).

Throughout this book, you will see that investigators disagree, often sharply, on the question of *stability versus plasticity*. Their answers often vary across *domains,* or aspects, of development. Think back to Sofie's story, and you will see that her linguistic ability and persistent approach to challenges were stable over the lifespan. In contrast, her psychological well-being and life satisfaction fluctuated considerably.

The Lifespan Perspective: A Balanced Point of View

So far, we have discussed basic issues of human development in terms of extremes—solutions favoring one side or the other. But as we trace the unfolding of the field, you will see that the positions of many theorists have softened. Today, some theorists believe that both continuous and discontinuous changes occur. Many acknowledge that development has both universal features and features unique to each individual and his or her contexts. And a growing number regard heredity and environment as inseparably interwoven, each affecting the potential of the other to modify the child's traits and capacities (Gottlieb, 2007; Overton, 2010; Rutter, 2007).

These balanced visions owe much to the expansion of research from a nearly exclusive focus on the first two decades

© AURORA PHOTOS/ROBERT HARDING

Since the 1960s, researchers have moved from focusing only on child development to investigating development over the entire life course. This woman and her companions on a river rafting trip illustrate the health, vitality, and life satisfaction of many contemporary older adults.

of life to include development during adulthood. In the first half of the twentieth century, it was widely assumed that development stopped at adolescence. Infancy and childhood were viewed as periods of rapid transformation, adulthood as a plateau, and aging as a period of decline. The changing character of the North American population awakened researchers to the idea that gains in functioning are lifelong.

Because of improvements in nutrition, sanitation, and medical knowledge, *average life expectancy* (the number of years an individual born in a particular year can expect to live) gained more in the twentieth century than in the preceding 5,000 years. In 1900, life expectancy was just under age 50; today, it is 78.5 years in the United States and even higher in most other industrialized nations, including neighboring Canada. Life expectancy continues to increase; in the United States, it is predicted to reach 84 years in 2050. Consequently, there are more older adults—a worldwide trend that is especially striking in developed countries. People age 65 and older accounted for about 4 percent of the U.S. population in 1900, 7 percent in 1950, and 13 percent in 2010 (U.S. Census Bureau, 2012b).

Older adults are not only more numerous but also healthier and more active. Challenging the earlier stereotype of the withering person, they have contributed to a profound shift in our view of human change and the factors that underlie it. Increasingly, researchers are envisioning *development as a dynamic system*—a perpetually ongoing process, extending from conception to death, that is molded by a complex network of biological, psychological, and social influences (Lerner et al., 2011). A leading dynamic systems approach is the **lifespan perspective.** Four assumptions make up this broader view: that development is (1) lifelong, (2) multidimensional and multidirectional, (3) highly plastic, and (4) affected by multiple, interacting forces (Baltes, Lindenberger, & Staudinger, 2006; Smith & Baltes, 1999; Staudinger & Lindenberger, 2003).

Development Is Lifelong

According to the lifespan perspective, no single age period is supreme in its impact on the life course. Rather, events occurring during each major period, summarized in Table 1.1, can have equally powerful effects on future change. Within each period, change occurs in three broad domains: *physical, cognitive,* and *emotional/social,* which we separate for convenience of discussion (see Figure 1.2 for a description of each). Yet, as you already know from reading the first part of this chapter, these domains are not really distinct; they overlap and interact.

Every age period has its own agenda, its unique demands and opportunities that yield some similarities in development across many individuals. Nevertheless, throughout life, the challenges people face and the adjustments they make are highly diverse in timing and pattern, as the remaining assumptions make clear.

TABLE 1.1 Major Periods of Human Development

PERIOD	APPROXIMATE AGE RANGE	BRIEF DESCRIPTION
Prenatal	Conception to birth	The one-celled organism transforms into a human baby with remarkable capacities to adjust to life outside the womb.
Infancy and toddlerhood	Birth–2 years	Dramatic changes in the body and brain support the emergence of a wide array of motor, perceptual, and intellectual capacities and first intimate ties to others.
Early childhood	2–6 years	During the "play years," motor skills are refined, thought and language expand at an astounding pace, a sense of morality is evident, and children establish ties with peers.
Middle childhood	6–11 years	The school years are marked by improved athletic abilities; more logical thought processes; mastery of basic literacy skills; advances in self-understanding, morality, and friendship; and the beginnings of peer-group membership.
Adolescence	11–18 years	Puberty leads to an adult-sized body and sexual maturity. Thought becomes abstract and idealistic and school achievement more serious. Adolescents begin to establish autonomy from the family and to define personal values and goals.
Early adulthood	18–40 years	Most young people leave home, complete their education, and begin full-time work. Major concerns are developing a career, forming an intimate partnership, and marrying, rearing children, or establishing other lifestyles.
Middle adulthood	40–65 years	Many people are at the height of their careers and attain leadership positions. They must also help their children begin independent lives and their parents adapt to aging. They become more aware of their own mortality.
Late adulthood	65 years–death	People adjust to retirement, to decreased physical strength and health, and often to the death of a spouse. They reflect on the meaning of their lives.

Physical Development
Changes in body size, proportions, appearance, functioning of body systems, perceptual and motor capacities, and physical health

Cognitive Development
Changes in intellectual abilities, including attention, memory, academic and everyday knowledge, problem solving, imagination, creativity, and language

Emotional and Social Development
Changes in emotional communication, self-understanding, knowledge about other people, interpersonal skills, friendships, intimate relationships, and moral reasoning and behavior

FIGURE 1.2 Major domains of development. The three domains are not really distinct. Rather, they overlap and interact.

Development Is Multidimensional and Multidirectional

Think back to Sofie's life and how she continually faced new demands and opportunities. From a lifespan perspective, the challenges and adjustments of development are *multidimensional*—affected by an intricate blend of biological, psychological, and social forces.

Lifespan development is also *multidirectional,* in at least two ways. First, development is not limited to improved performance. Rather, at every period, it is a joint expression of growth and decline. When Sofie directed her energies toward mastering languages and music as a school-age child, she gave up refining other skills to their full potential. Later, when she chose to become a teacher, she let go of other career options. Although gains are especially evident early in life, and losses during the final years, people of all ages can improve current skills and develop new ones, including skills that compensate for reduced functioning (Lang, Rohr, & Williger, 2010; Scheibe, Freund, & Baltes, 2007). Most older adults, for example, devise compensatory techniques for dealing with their increasing memory failures. They may rely more on external aids, such as calendars and lists, or generate new internal strategies, such as visualizing exactly where they will be and what they will be doing when they must keep an appointment or take medication (de Frias & Dixon, 2005).

Second, besides being multidirectional over time, change is multidirectional within each domain of development. Although some qualities of Sofie's cognitive functioning (such as memory) probably declined in her mature years, her knowledge of both English and French undoubtedly grew throughout her life. And she also developed new forms of thinking. For example, Sofie's wealth of experience and ability to cope with diverse problems led her to become expert in practical matters—a quality of reasoning called *wisdom.* Recall Sofie's wise advice to Laura and Ken on the eve of their wedding day. We will consider the development of wisdom in Chapter 17. Notice in these examples how the lifespan perspective includes both continuous and discontinuous change.

Development Is Plastic

Lifespan researchers emphasize that development is plastic at all ages. Consider Sofie's social reserve in childhood and her decision to study rather than marry as a young adult. As new opportunities arose, Sofie moved easily into marriage and childbearing in her thirties. And although parenthood and financial difficulties posed challenges to Sofie's and Philip's happiness, their relationship gradually became richer and more fulfilling. In Chapter 17, we will see that intellectual performance also remains flexible with advancing age. Older adults respond to

Biology and Environment

Resilience

John and his best friend, Gary, grew up in a rundown, crime-ridden, inner-city neighborhood. By age 10, each had experienced years of family conflict followed by parental divorce. Reared from then on in mother-headed households, John and Gary rarely saw their fathers. Both dropped out of high school and were in and out of trouble with the police.

Then their paths diverged. By age 30, John had fathered two children with women he never married, had spent time in prison, was unemployed, and drank alcohol heavily. In contrast, Gary had returned to finish high school, had studied auto mechanics at a community college, and had become manager of a gas station and repair shop. Married with two children, he had saved his earnings and bought a home. He was happy, healthy, and well-adapted to life.

A wealth of evidence shows that environmental risks—poverty, negative family interactions and parental divorce, job loss, mental illness, and drug abuse—predispose children to future problems (Masten & Gewirtz, 2006; Sameroff, 2006; Wadsworth & Santiago, 2008). Why did Gary "beat the odds" and come through unscathed?

Research on **resilience**—the ability to adapt effectively in the face of threats to development—is receiving increased attention as investigators look for ways to protect young people from the damaging effects of stressful life conditions (Masten & Powell, 2003). This interest has been inspired by long-term studies on the relationship of life stressors in childhood to competence and adjustment in adolescence and adulthood (Werner, 2013). In each study, some individuals were shielded from negative outcomes, whereas others had lasting problems. Four broad factors offered protection from the damaging effects of stressful life events.

Personal Characteristics

A child's genetically influenced characteristics can reduce exposure to risk or lead to experiences that compensate for early stressful events. High intelligence and socially valued talents (in music or athletics, for example) increase the chances that a child will have rewarding experiences in school and in the community that offset the impact of a stressful home life. Temperament is particularly powerful. Children who have easygoing, sociable dispositions and who can readily inhibit negative emotions and impulses tend to have an optimistic outlook on life and a special capacity to adapt to change—

© ROBERT BRENNER/PHOTOEDIT

This boy's close, affectionate relationship with his father promotes resilience. A strong bond with at least one parent who combines warmth with appropriate expectations for maturity can shield children from the damaging effects of stressful life conditions.

special training with substantial (but not unlimited) gains in a wide variety of mental abilities (Stine-Morrow & Basak, 2011).

Evidence on plasticity reveals that aging is not an eventual "shipwreck," as has often been assumed. Instead, the metaphor of a "butterfly"—of metamorphosis and continued potential—provides a far more accurate picture of lifespan change. Still, development gradually becomes less plastic, as both capacity and opportunity for change are reduced. And plasticity varies greatly across individuals. Some children and adults experience more diverse life circumstances. Also, as the Biology and Environment box above indicates, some adapt more easily than others to changing conditions.

Development Is Influenced by Multiple, Interacting Forces

According to the lifespan perspective, pathways of change are highly diverse because *development is influenced by multiple forces:* biological, historical, social, and cultural. Although these wide-ranging influences can be organized into three categories, they work together, combining in unique ways to fashion each life course.

Age-Graded Influences. Events that are strongly related to age and therefore fairly predictable in when they occur and how long they last are called **age-graded influences.** For example, most individuals walk shortly after their first birthday, acquire their native language during the preschool years, reach puberty around age 12 to 14, and (for women) experience menopause in their late forties or early fifties. These milestones are influenced by biology, but social customs—such as starting school around age 6, getting a driver's license at age 16, and entering college around age 18—can create age-graded influences as well. Age-graded influences are especially prevalent in childhood and adolescence, when biological changes are rapid and cultures impose many age-related experiences to ensure

qualities that elicit positive responses from others. In contrast, emotionally reactive and irritable children often tax the patience of people around them (Vanderbilt-Adriance & Shaw, 2008; Wang & Deater-Deckard, 2013). For example, both John and Gary moved several times during their childhoods. Each time, John became anxious and angry. Gary looked forward to making new friends and exploring a new neighborhood.

A Warm Parental Relationship

A close relationship with at least one parent who provides warmth, appropriately high expectations, monitoring of the child's activities, and an organized home environment fosters resilience (Masten & Shaffer, 2006; Taylor, 2010). But this factor (as well as the next one) is not independent of children's personal characteristics. Children who are relaxed, socially responsive, and able to deal with change are easier to rear and more likely to enjoy positive relationships with parents and other people. At the same time, some children develop more attractive dispositions as a result of parental warmth and attention (Gulotta, 2008).

Social Support Outside the Immediate Family

The most consistent asset of resilient children is a strong bond with a competent, caring adult. For children who do not have a close bond with either parent, a grandparent, aunt, uncle, or teacher who forms a special relationship with the child can promote resilience (Masten & Reed, 2002). Gary received support in adolescence from his grandfather, who listened to Gary's concerns and helped him solve problems. In addition, Gary's grandfather had a stable marriage and work life and handled stressors skillfully. Consequently, he served as a model of effective coping.

Associations with rule-abiding peers who value school achievement are also linked to resilience (Tiet, Huizinga, & Byrnes, 2010). But children who have positive relationships with adults are far more likely to establish these supportive peer ties.

Community Resources and Opportunities

Community supports—good schools, convenient and affordable health care and social services, libraries, and recreation centers—foster both parents' and children's well-being. In addition, opportunities to participate in community life help older children and adolescents overcome adversity. Extracurricular activities at school, religious youth groups, scouting, and other organizations teach important social skills, such as cooperation, leadership, and contributing to others' welfare. As participants acquire these competencies, they gain in self-reliance, self-esteem, and community commitment (Benson et al., 2006). As a college student, Gary volunteered for Habitat for Humanity, joining a team building affordable housing in low-income neighborhoods. Community involvement offered Gary opportunities to form meaningful relationships, which further strengthened his resilience.

Research on resilience highlights the complex connections between heredity and environment. Armed with positive characteristics, which stem from native endowment, favorable rearing experiences, or both, children and adolescents can act to reduce stressful situations.

But when many risks pile up, they are increasingly difficult to overcome (Obradović et al., 2009). To inoculate children against the negative effects of risk, interventions must not only reduce risks but also enhance children's protective relationships at home, in school, and in the community. This means attending to both the person and the environment—strengthening the individual's capacities while also reducing hazardous experiences.

YOON S. BYUN/THE BOSTON GLOBE/GETTY IMAGES

For these 18-year-olds, moving into their college dorm is a major life transition, offering new freedoms and responsibilities. Entering college is an age-graded influence, occurring at about the same age for most young people.

that young people acquire the skills they need to participate in their society.

History-Graded Influences. Development is also profoundly affected by forces unique to a particular historical era. Examples include epidemics, wars, and periods of economic prosperity or depression; technological advances, such as the introduction of television, computers, and the Internet; and changes in cultural values, such as attitudes toward women and ethnic minorities. These **history-graded influences** explain why people born around the same time—called a *cohort*—tend to be alike in ways that set them apart from people born at other times.

Consider the *baby boomers,* a term used to describe people born between 1946 and 1964, the post–World War II period during which birth rates soared in most Western nations. This population increase was especially sharp in the United States: By 1960, the prewar birth rate had nearly doubled, yielding the

Cultural Influences

The Baby Boomers Reshape the Life Course

From 1946 to 1964, 92 percent of all American women of childbearing age gave birth, averaging almost four children each—a new baby every 8 seconds (Croker, 2007). This splurge of births, which extended for nearly two decades, yielded a unique generation often credited with changing the world. Today, the baby boomers comprise more than 80 million adults—nearly 30 percent of the U.S. population (U.S. Census Bureau, 2012). Most are middle aged, with the oldest having recently entered late adulthood.

Several interrelated factors sparked the post–World War II baby boom. Many people who had postponed marriage and parenthood throughout the Great Depression of the 1930s started families in the 1940s, once the economy had improved. With the end of World War II, returning GIs also began to have children. As these two cohorts focused on childbearing, they gave birth to babies who otherwise would have been spaced out over 10 to 15 years. And as economic prosperity accelerated in the 1950s, making larger families affordable, more people married at younger ages and had several children closely spaced, which led the baby boom to persist into the 1960s (Stewart & Malley, 2004). Finally, after a war, the desire to make babies generally strengthens. Besides replacing massive loss of life, new births signify hope that "human life will continue" (Croker, 2007, p. 9).

Compared with the previous generation, many more young baby boomers were economically privileged. They were also the recipients of deep emotional investment from their parents, who—having undergone the deprivations of depression and war—often ranked children as the most enduring benefit of their adult lives. These factors may have engendered optimism, confidence, even a sense of entitlement (Elder, Nguyen, & Caspi, 1985). At the same time, their huge numbers—evident in overflowing school classrooms—may have sparked an intense struggle for individual recognition. By the time the boomers reached early adulthood, this set of traits led critics to label them a narcissistic, indulged, "me" generation.

© MIKE HUTCHINGS/REUTERS/CORBIS

Rock star Bono, born in 1960, is a "trailing edge" baby boomer who, like many in his cohort, has a strong sense of social responsibility. Here he holds a child at a health clinic in Lesotho. Bono is a leader in the fight against AIDS and poverty in Africa.

From the mid-1960s to the early 1970s, the "leading-edge" baby boomers (born in the late 1940s and early 1950s) entered colleges and universities in record numbers, becoming better educated than any previous generation. This cohort—self-focused, socially aware, and in search of distinction—broke away from their parents'

largest gain in the nation's history. The sheer size of the baby-boom generation made it a powerful social force from the time its members became young adults; today, the baby boomers are redefining our view of middle and late adulthood (see the Cultural Influences box above).

LOOK AND LISTEN

Identify a history-graded influence in your life, and speculate about its impact on people your age. Then ask someone a generation older than you to identify a history-graded influence in his or her life and to reflect on its impact. ●

Nonnormative Influences. Age-graded and history-graded influences are *normative*—meaning typical, or average—because each affects large numbers of people in a similar way. **Nonnormative influences** are events that are irregular: They happen to just one person or a few people and do not follow a predictable timetable. Consequently, they enhance the multidirectionality of development. Nonnormative influences that had a major impact on the direction of Sofie's life included piano lessons in childhood with an inspiring teacher; delayed marriage, parenthood, and career entry; and a battle with cancer. Because they occur haphazardly, nonnormative events are difficult for researchers to capture and study. Yet, as each of us can attest from our own experiences, they can affect us in powerful ways.

Nonnormative influences have become more powerful and age-graded influences less so in contemporary adult development. Compared with Sofie's era, much greater diversity exists today in the ages at which people finish their education, enter careers, get married, have children, and retire. Indeed, Sofie's "off-time" accomplishments would have been less unusual had she been born two generations later! Age remains a powerful organizer of everyday experiences, and age-related expectations have certainly not disappeared. But age markers have blurred, and they vary across ethnic groups and cultures. The increasing

family- and marriage-centered lifestyles. Starting in the mid-sixties, marriage rates declined, age of first marriage rose, and divorce rates increased. And the baby boomers responded to the turbulence of those times—the assassination of President Kennedy in 1963, the Vietnam War, and growing racial tensions—by mobilizing around the antiwar, civil rights, and women's movements, yielding a generation of student activists.

By the time the "trailing-edge" boomers (born in the late 1950s and early 1960s) came of age, these movements had left an enduring mark. Even as they turned toward family life and career development, the boomers continued to search for personal meaning, self-expression, and social responsibility. By midlife, the generation had produced an unusually large number of socially concerned writers, teachers, filmmakers, and labor and community organizers, as well as innovative musicians and artists (Cole & Stewart, 1996; Dickstein, 1992). And a multitude of ordinary citizens worked to advance social causes.

In addition, as baby-boom women entered the labor market and struggled for career advancement and equal pay, their self-confidence grew, and they paved the way for the next generation: On average, younger women attained this same level of self-confidence at a much earlier age (Stewart & Ostrove, 1998; Twenge, 1997, 2001). And as baby-boom activists pressed for gender and racial equality, they influenced national policy. The 1960s saw laws passed that banned discrimination in employment practices, in racial access to public accommodations, and in sale or rental of housing. By the 1970s, progress in civil rights served as the springboard for the gay and lesbian rights movement.

Today, the baby boomers are the largest generation ever to have entered middle age, and they are healthier, better educated, and financially better off than any previous midlife cohort (Whitbourne & Willis, 2006). Their sense of self-empowerment and innovativeness is bringing new vitality to this period of the lifespan, including efforts to increase the personal meaningfulness of their careers and to deepen their lifelong engagement with social causes. Yet another concern of baby-boom midlifers is an intense desire to control the physical changes of aging (Hooyman & Kiyak, 2011). Far more than their predecessors, they resist growing old, as indicated by their interest in a wide array of anti-aging products and procedures—from cosmetics to Botox to plastic surgery—that are now a multi-billion-dollar U.S. industry.

Nevertheless, it is important to note that the baby boomers—though advantaged as a generation—are diverse in health status and sense of control over their lives. Those higher in education and income considerably better off. And because retirement savings were heavily hit by the economic recession of 2007 to 2009, many are working longer than they otherwise had planned.

What lies ahead as this gigantic population bulge moves into late adulthood? Most analysts focus on societal burdens, such as rising social security and health-care costs. At the same time, as the boomers continue to build on the foundation laid in middle age, they could become "our only increasing natural resource" (Freedman, 1999). After retirement, they will have more time to care about others—and more relevant experience and years left to do so—than any previous generation. Policies and programs aimed at recruiting older adults into volunteer and service roles may be one of the most effective ways to "channel good will into good deeds," combat social ills, and enhance development during all periods of life.

role of nonnormative events in the life course adds to the fluid nature of lifespan development.

Notice that instead of a single line of development, the lifespan perspective emphasizes many potential pathways and outcomes—an image more like tree branches extending in diverse directions, which may undergo both continuous and stagewise transformations (see Figure 1.3). Now let's turn to scientific foundations of the field as a prelude to major theories that address various aspects of change.

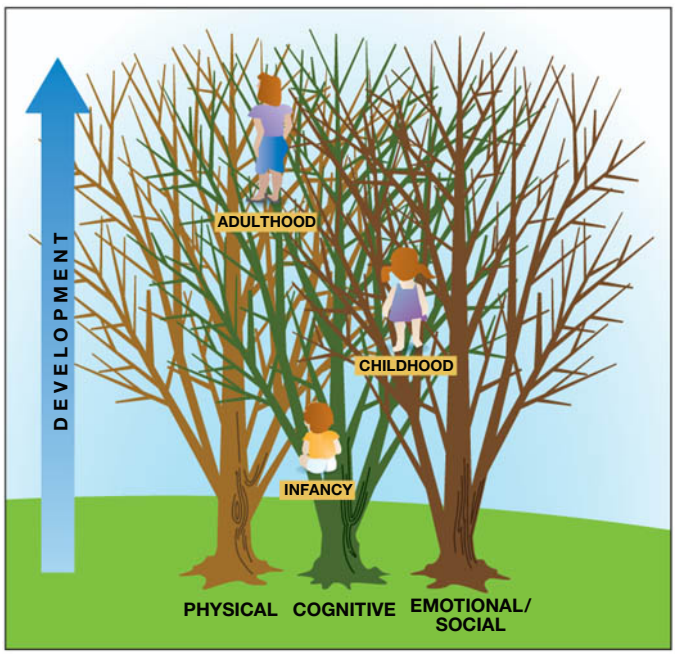

FIGURE 1.3 The lifespan view of development. Rather than envisioning a single line of stagewise or continuous change (see Figure 1.1 on page 6), lifespan theorists conceive of developmentas more like tree branches extending in diverse directions. Many potential pathways are possible, depending on the contexts that influence the individual's life course. Each branch in this treelike image represents a possible skill within one of the major domains of development. The crossing of the branches signifies that the domains—physical, cognitive, emotional, and social—are interrelated.

ASK YOURSELF

REVIEW Distinguish age-graded, history-graded, and nonnormative influences on lifespan development. Cite an example of each in Sofie's story.

CONNECT What stand does the lifespan perspective take on the issue of *one course of development or many?* How about the relative influence of *nature and nurture?* Explain.

APPLY Anna, a high school counselor, has devised a program that integrates classroom learning with vocational training to help adolescents at risk for school dropout stay in school and transition smoothly to work life. What is Anna's position on *stability versus plasticity* in development? Explain.

REFLECT Describe an aspect of your development that differs from a parent's or a grandparent's when he or she was your age. Using influences highlighted by the lifespan perspective, explain this difference in development.

Scientific Beginnings

Scientific study of human development dates back to the late nineteenth and early twentieth centuries. Early observations of human change were soon followed by improved methods and theories. Each advance contributed to the firm foundation on which the field rests today.

Darwin: Forefather of Scientific Child Study

British naturalist Charles Darwin (1809–1882) observed the infinite variation among plant and animal species. He also saw that within a species, no two individuals are exactly alike. From these observations, he constructed his famous *theory of evolution.*

The theory emphasized two related principles: *natural selection* and *survival of the fittest.* Darwin explained that certain species survive in particular environments because they have characteristics that fit with, or are adapted to, their surroundings. Other species die off because they are less well-suited to their environments. Individuals within a species who best meet the environment's survival requirements live long enough to reproduce and pass their more beneficial characteristics to future generations. Darwin's (1859/1936) emphasis on the adaptive value of physical characteristics and behavior found its way into important developmental theories.

During his explorations, Darwin discovered that early prenatal growth is strikingly similar in many species. Other scientists concluded from Darwin's observations that the development of the human child follows the same general plan as the evolution of the human species. Although this belief eventually proved inaccurate, efforts to chart parallels between child growth and human evolution prompted researchers to make careful observations of all aspects of children's behavior. Out of these first attempts to document an idea about development, scientific child study was born.

The Normative Period

G. Stanley Hall (1844–1924), one of the most influential American psychologists of the early twentieth century, is generally regarded as the founder of the child study movement (Cairns & Cairns, 2006). He also foreshadowed lifespan research by writing one of the few books of his time on aging. Inspired by Darwin's work, Hall and his well-known student Arnold Gesell (1880–1961) devised theories based on evolutionary ideas. They regarded development as a *maturational process*—a genetically determined series of events that unfold automatically, much like a flower (Gesell, 1933; Hall, 1904).

Hall and Gesell are remembered less for their one-sided theories than for their intensive efforts to describe all aspects of

© LISA F. YOUNG/ALAMY

Darwin's theory of evolution emphasizes the adaptive value of physical characteristics and behavior. Affection and care in families promote survival and psychological well-being throughout the lifespan. Here, a son helps his father adjust to using a walker.

development. This launched the **normative approach,** in which measures of behavior are taken on large numbers of individuals, and age-related averages are computed to represent typical development. Using this procedure, Hall constructed elaborate questionnaires asking children of different ages almost everything they could tell about themselves—interests, fears, imaginary playmates, dreams, friendships, everyday knowledge, and more. Similarly, through careful observations and parent interviews, Gesell collected detailed normative information on the motor achievements, social behaviors, and personality characteristics of infants and children.

Gesell was also among the first to make knowledge about child development meaningful to parents by informing them of what to expect at each age. If the timetable of development is the product of millions of years of evolution, as Gesell believed, then children are naturally knowledgeable about their needs. His child-rearing advice recommended sensitivity to children's cues (Thelen & Adolph, 1992). Along with Benjamin Spock's *Baby and Child Care,* Gesell's books became a central part of a rapidly expanding child development literature for parents.

The Mental Testing Movement

While Hall and Gesell were developing their theories and methods in the United States, French psychologist Alfred Binet (1857–1911) was also taking a normative approach to child development, but for a different reason. In the early 1900s, Binet and his colleague Theodore Simon were asked by Paris school officials to find a way to identify children with learning problems who needed to be placed in special classes. To address these practical educational concerns, Binet and Simon constructed the first successful intelligence test.

In 1916, at Stanford University, Binet's test was adapted for use with English-speaking children. Since then, the English version has been known as the *Stanford-Binet Intelligence Scale.* Besides providing a score that could successfully predict school achievement, the Binet test sparked tremendous interest in individual differences in development. Comparisons of the scores of people who vary in gender, ethnicity, birth order, family background, and other characteristics became a major focus of research. And intelligence tests moved quickly to the forefront of the nature–nurture controversy.

Mid-Twentieth-Century Theories

In the mid-twentieth century, the study of human development expanded into a legitimate discipline. As it attracted increasing interest, a variety of theories emerged, each of which continues to have followers today. In these theories, the European concern with the individual's inner thoughts and feelings contrasts sharply with the North American academic focus on scientific precision and concrete, observable behavior.

The Psychoanalytic Perspective

In the 1930s and 1940s, as more people sought help from professionals to deal with emotional difficulties, a new question had to be addressed: How and why do people become the way they are? To treat psychological problems, psychiatrists and social workers turned to an emerging approach to personality development that emphasized each individual's unique life history.

According to the **psychoanalytic perspective,** people move through a series of stages in which they confront conflicts between biological drives and social expectations. How these conflicts are resolved determines the person's ability to learn, to get along with others, and to cope with anxiety. Among the many individuals who contributed to the psychoanalytic perspective, two were especially influential: Sigmund Freud, founder of the psychoanalytic movement, and Erik Erikson.

Freud's Theory. Freud (1856–1939), a Viennese physician, sought a cure for emotionally troubled adults by having them talk freely about painful events of their childhoods. Working with these recollections, he examined the unconscious motivations of his patients and constructed his **psychosexual theory,** which emphasizes that how parents manage their child's sexual and aggressive drives in the first few years is crucial for healthy personality development.

In Freud's theory, three parts of the personality—id, ego, and superego—become integrated during five stages, summarized in Table 1.2 on page 16. The *id,* the largest portion of the mind, is the source of basic biological needs and desires. The *ego,* the conscious, rational part of personality, emerges in early infancy to redirect the id's impulses so they are discharged in acceptable ways.

Between 3 and 6 years of age, the *superego,* or conscience, develops as parents insist that children conform to the values of society. Now the ego faces the increasingly complex task of reconciling the demands of the id, the external world, and conscience (Freud, 1923/1974). For example, when the id impulse to grab an attractive toy from a playmate confronts the superego's warning that such behavior is wrong, the ego must mediate between these two forces, deciding which will win the inner struggle or, alternatively, work out a compromise, such as asking for a turn with the toy. According to Freud, the relations established among the id, ego, and superego during the preschool years determine the individual's basic personality.

Freud (1938/1973) believed that during childhood, sexual impulses shift their focus from the oral to the anal to the genital regions of the body. In each stage, parents walk a fine line between permitting too much or too little gratification of their child's basic needs. If parents strike an appropriate balance, then children grow into well-adjusted adults with the capacity for mature sexual behavior and investment in family life.

Freud's theory was the first to stress the influence of the early parent–child relationship on development. But his perspective was eventually criticized. First, it overemphasized the influence of sexual feelings in development. Second, because it

TABLE 1.2 **Freud's Psychosexual Stages and Erikson's Psychosocial Stages Compared**

APPROXIMATE AGE	FREUD'S PSYCHOSEXUAL STAGE	ERIKSON'S PSYCHOSOCIAL STAGE
Birth–1 year	***Oral:*** The new ego directs the baby's sucking activities toward breast or bottle. If oral needs are not met, the individual may develop such habits as thumb sucking, fingernail biting, overeating, or smoking.	***Basic trust versus mistrust:*** From warm, responsive care, infants gain a sense of trust, or confidence, that the world is good. Mistrust occurs if infants are neglected or handled harshly.
1–3 years	***Anal:*** Toddlers and preschoolers enjoy holding and releasing urine and feces. If parents toilet train before children are ready or make too few demands, conflicts about anal control may appear in the form of extreme orderliness or disorder.	***Autonomy versus shame and doubt:*** Using new mental and motor skills, children want to decide for themselves. Parents can foster autonomy by permitting reasonable free choice and not forcing or shaming the child.
3–6 years	***Phallic:*** As preschoolers take pleasure in genital stimulation, Freud's Oedipus conflict for boys and Electra conflict for girls arise: Children feel a sexual desire for the other-sex parent. To avoid punishment, they give up this desire and adopt the same-sex parent's characteristics and values. As a result, the superego is formed, and children feel guilty when they violate its standards.	***Initiative versus guilt:*** Through make-believe play, children gain insight into the person they can become. Initiative—a sense of ambition and responsibility—develops when parents support their child's sense of purpose. But if parents demand too much self-control, children experience excessive guilt.
6–11 years	***Latency:*** Sexual instincts die down, and the superego strengthens as the child acquires new social values from adults and same-sex peers.	***Industry versus inferiority:*** At school, children learn to work and cooperate with others. Inferiority develops when negative experiences at home, at school, or with peers lead to feelings of incompetence.
Adolescence	***Genital:*** With puberty, sexual impulses reappear. Successful development during earlier stages leads to marriage, mature sexuality, and child rearing.	***Identity versus role confusion:*** By exploring values and vocational goals, the young person forms a personal identity. The negative outcome is confusion about future adult roles.
Early adulthood		***Intimacy versus isolation:*** Young adults establish intimate relationships. Because of earlier disappointments, some individuals cannot form close bonds and remain isolated.
Middle adulthood		***Generativity versus stagnation:*** Generativity means giving to the next generation through child rearing, caring for others, or productive work. The person who fails in these ways feels an absence of meaningful accomplishment.
Old age		***Integrity versus despair:*** Integrity results from feeling that life was worth living as it happened. Older people who are dissatisfied with their lives fear death.

© OLIVE PIERCE/BLACK STAR

Erik Erikson

was based on the problems of sexually repressed, well-to-do adults in nineteenth-century Viennese society, it did not apply in other cultures. Finally, Freud had not studied children directly.

Erikson's Theory. Several of Freud's followers took what was useful from his theory and improved on his vision. The most important of these neo-Freudians is Erik Erikson (1902–1994), who expanded the picture of development at each stage. In his **psychosocial theory,** Erikson emphasized that in addition to mediating between id impulses and superego demands, the ego makes a positive contribution to development, acquiring attitudes and skills that make the individual an active, contributing member of society. A basic psychosocial conflict, which is resolved along a continuum from positive to negative, determines healthy or maladaptive outcomes at each stage. As Table 1.2 shows, Erikson's first five stages parallel Freud's stages, but Erikson added three adult stages.

Unlike Freud, Erikson pointed out that normal development must be understood in relation to each culture's life situation. For example, in the 1940s, he observed that Yurok Indians of the northwest coast of the United States deprived babies of breastfeeding for the first 10 days after birth and instead fed them a thin soup. At age 6 months, infants were abruptly weaned—if necessary, by having the mother leave for a few days.

ANTONIA TOZER/GETTY IMAGES/AWL IMAGES RM

A child of the Kazakh people of Mongolia observes closely as her grandfather demonstrates how to train an eagle to hunt small animals, essential for the heavily meat-based Kazakh diet. As Erikson recognized, this parenting practice is best understood in relation to the competencies valued and needed in Kazakh culture.

From our cultural vantage point, these practices seem cruel. But Erikson explained that because the Yurok depended on salmon, which fill the river just once a year, the development of considerable self-restraint was essential for survival. In this way, he showed that child rearing is responsive to the competencies valued and needed by an individual's society.

Contributions and Limitations of the Psychoanalytic Perspective. A special strength of the psychoanalytic perspective is its emphasis on the individual's unique life history as worthy of study and understanding. Consistent with this view, psychoanalytic theorists accept the *clinical,* or *case study, method,* which synthesizes information from a variety of sources into a detailed picture of the personality of a single person. (We will discuss this method further at the end of this chapter.) Psychoanalytic theory has also inspired a wealth of research on many aspects of emotional and social development, including infant–caregiver attachment, aggression, sibling relationships, child-rearing practices, morality, gender roles, and adolescent identity.

Despite its extensive contributions, the psychoanalytic perspective is no longer in the mainstream of human development research. Psychoanalytic theorists may have become isolated from the rest of the field because they were so strongly committed to in-depth study of individuals that they failed to consider other methods. In addition, many psychoanalytic ideas, such as psychosexual stages and ego functioning, are so vague that they are difficult or impossible to test empirically (Crain, 2005; Thomas, 2005).

Nevertheless, Erikson's broad outline of lifespan change captures the essence of psychosocial attainments during each major period of the life course. We will return to it, along with other perspectives inspired by Erikson's theory, in later chapters.

Behaviorism and Social Learning Theory

As the psychoanalytic perspective gained in prominence, the study of development was also influenced by a very different perspective. According to **behaviorism,** directly observable events—stimuli and responses—are the appropriate focus of study. North American behaviorism began in the early twentieth century with the work of John Watson (1878–1958), who, rejecting the psychoanalytic concern with the unseen workings of the mind, set out to create an objective science of psychology.

Traditional Behaviorism. Watson was inspired by Russian physiologist Ivan Pavlov's studies of animal learning. Pavlov knew that dogs release saliva as an innate reflex when they are given food. But he noticed that his dogs were salivating before they tasted any food—when they saw the trainer who usually fed them. The dogs, Pavlov reasoned, must have learned to associate a neutral stimulus (the trainer) with another stimulus (food) that produces a reflexive response (salivation). Because of this association, the neutral stimulus alone could bring about a response resembling the reflex. Eager to test this idea, Pavlov successfully taught dogs to salivate at the sound of a bell by pairing it with the presentation of food. He had discovered *classical conditioning.*

Watson wanted to find out if classical conditioning could be applied to children's behavior. In a historic experiment, he taught Albert, an 11-month-old infant, to fear a neutral stimulus—a soft white rat—by presenting it several times with a sharp, loud sound, which naturally scared the baby. Little Albert, who at first had reached out eagerly to touch the furry rat, began to cry and turn his head away at the sight of it (Watson & Raynor, 1920). In fact, Albert's fear was so intense that researchers eventually challenged the ethics of studies like this one. Watson concluded that environment is the supreme force in development and that adults can mold children's behavior by carefully controlling stimulus–response associations. He viewed development as a continuous process—a gradual increase with age in the number and strength of these associations.

Another form of behaviorism was B. F. Skinner's (1904–1990) *operant conditioning theory.* According to Skinner, the frequency of a behavior can be increased by following it with a wide variety of *reinforcers,* such as food, praise, or a friendly smile. It can also be decreased through *punishment,* such as disapproval or withdrawal of privileges. As a result of Skinner's work, operant conditioning became a broadly applied learning principle. We will consider these conditioning techniques further in Chapter 4.

Social Learning Theory. Psychologists wondered whether behaviorism might offer a more direct and effective explanation of the development of social behavior than the less precise concepts of psychoanalytic theory. This sparked approaches that built on the principles of conditioning, offering expanded views of how children and adults acquire new responses.

Several kinds of **social learning theory** emerged. The most influential, devised by Albert Bandura (1925–), emphasizes *modeling,* also known as *imitation* or *observational learning,* as a powerful source of development. The baby who claps her hands after her mother does so, the child who angrily hits a playmate in the same way that he has been punished at home, and the teenager who wears the same clothes and hairstyle as her friends at school are all displaying observational learning. In his early work, Bandura found that diverse factors affect children's motivation to imitate: their own history of reinforcement or punishment for the behavior, the promise of future reinforcement or punishment, and even vicarious reinforcement or punishment (observing the model being reinforced or punished).

Bandura's work continues to influence much research on social development. But today, his theory stresses the importance of *cognition,* or thinking. In fact, the most recent revision of Bandura's (1992, 2001) theory places such strong emphasis on how we think about ourselves and other people that he calls it a *social-cognitive* rather than a social learning approach.

In Bandura's revised view, children gradually become more selective in what they imitate. From watching others engage in self-praise and self-blame and through feedback about the worth of their own actions, children develop *personal standards* for behavior and *a sense of self-efficacy*—the belief that their own abilities and characteristics will help them succeed. These cognitions guide responses in particular situations (Bandura, 1999, 2001). For example, imagine a parent who often remarks, "I'm glad I kept working on that task, even though it was hard," who explains the value of persistence, and who encourages it by saying, "I know you can do a good job on that homework!" Soon the child starts to view herself as hardworking and high-achieving and selects people with these characteristics as models. In this way, as individuals acquire attitudes, values, and convictions about themselves, they control their own learning and behavior.

© MARGOT GRANITSAS/THE IMAGE WORKS

Social learning theory recognizes that children acquire many skills through modeling. By observing and imitating her mother, this Vietnamese preschooler learns to use chopsticks.

Contributions and Limitations of Behaviorism and Social Learning Theory. Behaviorism and social learning theory have been helpful in treating a wide range of adjustment problems. **Behavior modification** consists of procedures that combine conditioning and modeling to eliminate undesirable behaviors and increase desirable responses. It has been used to relieve a wide range of difficulties in children and adults, ranging from poor time management and unwanted habits to serious problems, such as language delays, persistent aggression, and extreme fears (Martin & Pear, 2011).

Nevertheless, many theorists believe that behaviorism and social learning theory offer too narrow a view of important environmental influences, which extend beyond immediate reinforcement, punishment, and modeled behaviors to people's rich physical and social worlds. Behaviorism and social learning theory have also been criticized for underestimating people's contributions to their own development. Bandura, with his emphasis on cognition, is unique among theorists whose work grew out of the behaviorist tradition in granting children and adults an active role in their own learning.

Piaget's Cognitive-Developmental Theory

If one individual has influenced research on child development more than any other, it is Swiss cognitive theorist Jean Piaget (1896–1980). North American investigators had been aware of Piaget's work since 1930. But they did not grant it much attention until the 1960s, mainly because Piaget's ideas were at odds with behaviorism, which dominated North American psychology in the mid-twentieth century (Cairns & Cairns, 2006). Piaget did not believe that children's learning depends on reinforcers, such as rewards from adults. According to his **cognitive-developmental theory,** children actively construct knowledge as they manipulate and explore their world.

Piaget's Stages. Piaget's view of development was greatly influenced by his early training in biology. Central to his theory is the biological concept of *adaptation* (Piaget, 1971). Just as structures of the body are adapted to fit with the environment, so structures of the mind develop to better fit with, or represent,

TABLE 1.3 **Piaget's Stages of Cognitive Development**

STAGE	PERIOD OF DEVELOPMENT	DESCRIPTION
Sensorimotor	Birth–2 years	Infants "think" by acting on the world with their eyes, ears, hands, and mouth. As a result, they invent ways of solving sensorimotor problems, such as pulling a lever to hear the sound of a music box, finding hidden toys, and putting objects into and taking them out of containers.
Preoperational	2–7 years	Preschool children use symbols to represent their earlier sensorimotor discoveries. Development of language and make-believe play takes place. However, thinking lacks the logic of the two remaining stages.
Concrete operational	7–11 years	Children's reasoning becomes logical. School-age children understand that a certain amount of lemonade or play dough remains the same even after its appearance changes. They also organize objects into hierarchies of classes and subclasses. However, children think in a logical, organized fashion only when dealing with concrete information they can perceive directly.
Formal operational	11 years on	The capacity for abstract, systematic thinking enables adolescents, when faced with a problem, to start with a hypothesis, deduce testable inferences, and isolate and combine variables to see which inferences are confirmed. Adolescents can also evaluate the logic of verbal statements without referring to real-world circumstances.

© BETTMANN/CORBIS

Jean Piaget

the external world. In infancy and early childhood, Piaget claimed, children's understanding is different from adults'. For example, he believed that young babies do not realize that an object hidden from view—a favorite toy or even the mother—continues to exist. He also concluded that preschoolers' thinking is full of faulty logic. For example, children younger than age 7 commonly say that the amount of a liquid changes when it is poured into a different-shaped container. According to Piaget, children eventually revise these incorrect ideas in their ongoing efforts to achieve an *equilibrium,* or balance, between internal structures and information they encounter in their everyday worlds.

In Piaget's theory, as the brain develops and children's experiences expand, they move through four broad stages, each characterized by qualitatively distinct ways of thinking. Table 1.3 provides a brief description of Piaget's stages. Cognitive development begins in the *sensorimotor stage* with the baby's use of the senses and movements to explore the world. These action patterns evolve into the symbolic but illogical thinking of the preschooler in the *preoperational stage.* Then cognition is transformed into the more organized, logical reasoning of the school-age child in the *concrete operational stage.* Finally, in the *formal operational stage,* thought becomes the abstract, systematic reasoning system of the adolescent and adult.

Piaget devised special methods for investigating how children think. Early in his career, he carefully observed his three infant children and presented them with everyday problems, such as an attractive object that could be grasped, mouthed,

© UPPERCUT IMAGES/ALAMY

In Piaget's concrete operational stage, school-age children think in an organized, logical fashion about concrete objects. This 7-year-old understands that the quantity of pie dough remains the same after he changes its shape from a ball to a flattened circle.

kicked, or searched for. From their responses, Piaget derived his ideas about cognitive changes during the first two years. To study childhood and adolescent thought, Piaget adapted the clinical method of psychoanalysis, conducting open-ended *clinical interviews* in which a child's initial response to a task served as the basis for Piaget's next question. We will look more closely at this technique when we discuss research methods later in this chapter.

Contributions and Limitations of Piaget's Theory. Piaget convinced the field that children are active learners whose minds consist of rich structures of knowledge. Besides investigating children's understanding of the physical world, Piaget explored their reasoning about the social world. His stages have sparked a wealth of research on children's conceptions of themselves, other people, and human relationships. In practical terms, Piaget's theory encouraged the development of educational philosophies and programs that emphasize discovery learning and direct contact with the environment.

Despite Piaget's overwhelming contributions, his theory has been challenged. Research indicates that Piaget underestimated the competencies of infants and preschoolers. When young children are given tasks scaled down in difficulty and relevant to their everyday experiences, their understanding appears closer to that of the older child and adult than Piaget assumed. Also, adolescents generally reach their full intellectual potential only in areas of endeavor in which they have had extensive education and experience (Kuhn, 2008). These findings have led many researchers to conclude that cognitive maturity depends heavily on the complexity of knowledge sampled and the individual's familiarity with the task.

Furthermore, many studies show that children's performance on Piagetian problems can be improved with training—findings that call into question Piaget's assumption that discovery learning rather than adult teaching is the best way to foster development (Klahr & Nigam, 2004; Siegler & Svetina, 2006). Critics also point out that Piaget's stagewise account pays insufficient attention to social and cultural influences on development. Finally, some lifespan theorists disagree with Piaget's conclusion that no major cognitive changes occur after adolescence. Several have proposed important transformations in adulthood (Labouvie-Vief, 2006; Moshman, 2011; Perry, 1970/1998).

Today, the field of developmental science is divided over its loyalty to Piaget's ideas (Desrochers, 2008). Those who continue to find merit in Piaget's stages often accept a modified view—one in which changes in thinking take place more gradually than Piaget believed (Case, 1998; Demetriou et al., 2002; Fischer & Bidell, 2006; Halford & Andrews, 2006). Among those who disagree with Piaget's stage sequence, some have embraced an approach that emphasizes continuous gains in children's cognition: information processing. And still others have been drawn to theories that focus on the role of children's social and cultural contexts. We take up these approaches in the next section.

ASK YOURSELF

REVIEW What aspect of behaviorism made it attractive to critics of the psychoanalytic perspective? How did Piaget's theory respond to a major limitation of behaviorism?

CONNECT Although social learning theory focuses on social development and Piaget's theory on cognitive development, each has enhanced our understanding of other domains. Mention an additional domain addressed by each theory.

APPLY A 4-year-old becomes frightened of the dark and refuses to go to sleep at night. How would a psychoanalyst and a behaviorist differ in their views of how this problem developed?

REFLECT Describe a personal experience in which you received feedback from another person that strengthened your sense of self-efficacy—belief that your abilities and characteristics will help you succeed.

Recent Theoretical Perspectives

New ways of understanding the developing person are constantly emerging—questioning, building on, and enhancing the discoveries of earlier theories. Today, a burst of fresh approaches and research emphases is broadening our understanding of lifespan development.

Information Processing

In the 1970s and 1980s, researchers turned to the field of cognitive psychology for ways to understand the development of thinking. The design of digital computers that use mathematically specified steps to solve problems suggested to psychologists that the human mind might also be viewed as a symbol-manipulating system through which information flows—a perspective called **information processing** (Klahr & MacWhinney, 1998; Munakata, 2006). From the time information is presented to the senses at *input* until it emerges as a behavioral response at *output,* information is actively coded, transformed, and organized.

Information-processing researchers often design flowcharts to map the precise steps individuals use to solve problems and complete tasks, much like the plans devised by programmers to get computers to perform a series of "mental operations." They seek to clarify how both task characteristics and cognitive limitations—for example, memory capacity or available knowledge—influence performance (Birney & Sternberg, 2011). To see the usefulness of this approach, let's look at an example.

In a study of problem solving, a researcher provided a pile of blocks varying in size, shape, and weight and asked school-age

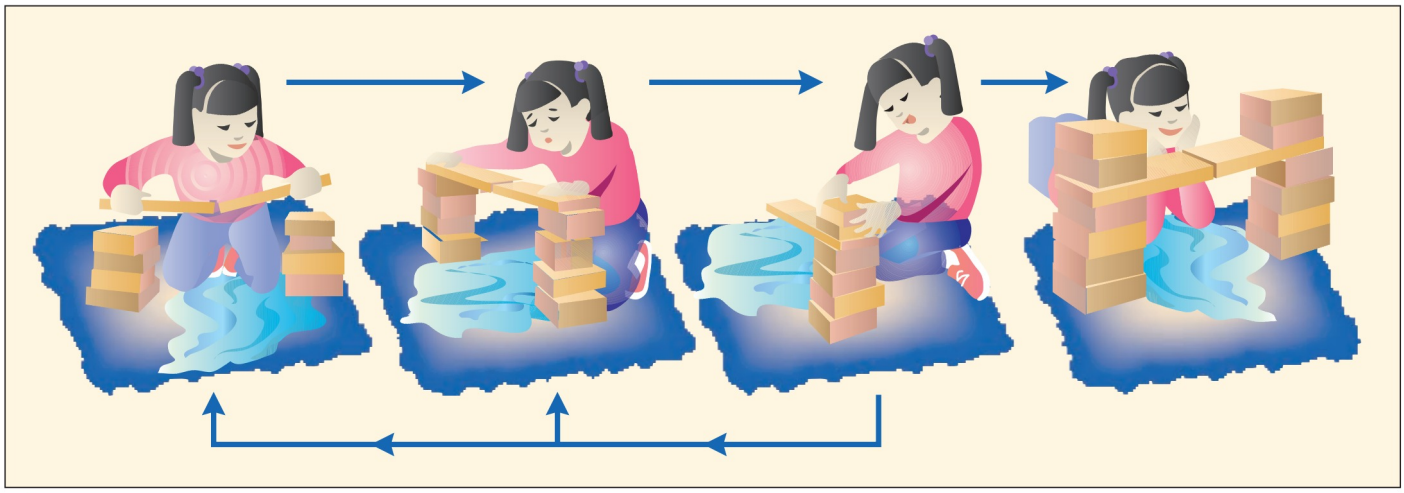

FIGURE 1.4 Information-processing flowchart showing the steps that a 5-year-old used to solve a bridge-building problem. Her task was to use blocks varying in size, shape, and weight, some of which were planklike, to construct a bridge across a "river" (painted on a floor mat) too wide for any single block to span. The child discovered how to counterweight and balance the bridge. The arrows reveal that, even after building a successful counterweight, she returned to earlier, unsuccessful strategies, which seemed to help her understand why the counterweight approach worked. (Adapted from Thornton, 1999.)

children to build a bridge across a "river" (painted on a floor mat) that was too wide for any single block to span (Thornton, 1999). Figure 1.4 shows one solution: Two planklike blocks span the water, each held in place by the counterweight of heavy blocks on the bridge's towers. Whereas older children easily built successful bridges, only one 5-year-old did. Careful tracking of her efforts revealed that she repeatedly tried unsuccessful strategies, such as pushing two planks together and pressing down on their ends to hold them in place. But eventually, her experimentation triggered the idea of using the blocks as counterweights. Her mistaken procedures helped her understand why the counterweight approach worked.

Many information-processing models exist. Some, like the one just considered, track children's mastery of one or a few tasks. Others describe the human cognitive system as a whole (Gopnik & Tenenbaum, 2007; Johnson & Mareschal, 2001; Westermann et al., 2006). These general models are used as guides for asking questions about broad changes in thinking: Does a child's ability to solve problems become more organized and "planful" with age? Why is information processing slower among older than younger adults? Are declines in memory during old age evident on all types of tasks or only some?

Like Piaget's theory, the information-processing approach regards people as actively making sense of their own thinking (Halford, 2005; Munakata, 2006). But unlike Piaget's theory, it does not divide development into stages. Rather, most information-processing researchers regard the thought processes studied—perception, attention, memory, planning strategies, categorization of information, and comprehension of written and spoken prose—as similar at all ages but present to a lesser or greater extent. Their view of development is one of continuous change.

A great strength of the information-processing approach is its commitment to rigorous research methods. Because it has provided precise accounts of how children and adults tackle many cognitive tasks, its findings have important implications for education (Blumenfeld, Marx, & Harris, 2006; Siegler, 2009). But information processing has fallen short in some respects. It has been better at analyzing thinking into its components than at putting them back together into a comprehensive theory. And it has little to say about aspects of cognition that are not linear and logical, such as imagination and creativity.

Developmental Cognitive Neuroscience

Over the past three decades, as information-processing research has expanded, a new area of investigation arose, called **developmental cognitive neuroscience.** It brings together researchers from psychology, biology, neuroscience, and medicine to study the relationship between changes in the brain and the developing person's cognitive processing and behavior patterns.

Improved methods for analyzing brain activity while children and adults perform various tasks have greatly enhanced knowledge of relationships between brain functioning, cognitive capacities, and behavior (Pennington, Snyder, & Roberts, 2007; Westermann et al., 2007). Armed with these brain-imaging techniques (which we will consider in Chapter 4), neuroscientists are tackling questions like these: How does genetic makeup combine with specific experiences at various ages to influence the growth and organization of the young child's brain? What transformations in the brain make it harder for adolescents and adults than for children to acquire a second language? What neurological changes are related to declines in speed of thinking, memory, and other aspects of cognitive processing in old age?

During the first five years, the brain is highly plastic—especially open to growth as a result of experience. But it retains

considerable plasticity throughout life. Neuroscientists are making rapid progress in identifying the types of experiences that support or undermine brain development at various ages. They are also clarifying the brain bases of many learning and behavior disorders, and they are contributing to effective interventions by examining the impact of various intervention techniques on both brain functioning and behavior (Durston & Conrad, 2007; Luciana, 2007; Schlaggar & McCandliss, 2007). Although much remains to be discovered, developmental cognitive neuroscience is already transforming our understanding of development and yielding major practical applications throughout the lifespan.

An advantage of having many theories is that they encourage researchers to attend to previously neglected dimensions of people's lives. The final three perspectives we will discuss focus on *contexts* for development. The first of these views emphasizes that the development of many capacities is influenced by our long evolutionary history.

Ethology and Evolutionary Developmental Psychology

Ethology is concerned with the adaptive, or survival, value of behavior and its evolutionary history. Its roots can be traced to the work of Darwin. Two European zoologists, Konrad Lorenz and Niko Tinbergen, laid its modern foundations. Watching diverse animal species in their natural habitats, Lorenz and Tinbergen observed behavior patterns that promote survival. The best known of these is *imprinting,* the early following behavior of certain baby birds, such as geese, that ensures that the young will stay close to the mother and be fed and protected from danger. Imprinting takes place during an early, restricted period of development (Lorenz, 1952). If the mother goose is absent during this time but an object resembling her in important features is present, young goslings may imprint on it instead.

Observations of imprinting led to a major concept in human development: the *critical period.* It refers to a limited time span during which the individual is biologically prepared to acquire certain adaptive behaviors but needs the support of an appropriately stimulating environment. Many researchers have investigated whether complex cognitive and social behaviors must be learned during certain time periods. For example, if children are deprived of adequate food or physical and social stimulation during their early years, will their intelligence be impaired? If language learning is impeded in childhood due to limited parent–child communication, is the capacity to acquire language later reduced?

In later chapters, we will see that the term *sensitive period* applies better to human development than the strict notion of a critical period (Bornstein, 1989). A **sensitive period** is a time that is optimal for certain capacities to emerge and in which the individual is especially responsive to environmental influences. However, its boundaries are less well-defined than those of a critical period. Development can occur later, but it is harder to induce.

Inspired by observations of imprinting, British psychoanalyst John Bowlby (1969) applied ethological theory to the understanding of the human infant–caregiver relationship. He argued that infant smiling, babbling, grasping, and crying are built-in social signals that encourage the caregiver to approach, care for, and interact with the baby. By keeping the parent near, these behaviors help ensure that the infant will be fed, protected from danger, and provided with stimulation and affection necessary for healthy growth. The development of attachment in humans is a lengthy process that leads the baby to form a deep affectionate tie with the caregiver (Thompson, 2006). Bowlby believed that this bond has lifelong consequences for human relationships. In later chapters, we will consider research that evaluates this assumption.

Observations by ethologists have shown that many aspects of social behavior, including emotional expressions, aggression, cooperation, and social play, resemble those of our primate relatives. Recently, researchers have extended this effort in a new area of research called **evolutionary developmental psychology.** It seeks to understand the adaptive value of specieswide cognitive, emotional, and social competencies as those competencies change with age Geary, 2006b; King & Bjorklund, 2010). Evolutionary developmental psychologists ask questions like these: What role does the newborn's visual preference for facelike stimuli play in survival? Does it support older infants' capacity to distinguish familiar caregivers from unfamiliar people? Why do children play in gender-segregated groups? What do they learn from such play that might lead to adult gender-typed behaviors, such as male dominance and female investment in caregiving?

MARTIN HARVEY/GETTY IMAGES/PETER ARNOLD

Ethology focuses on the adaptive, or survival, value of behavior and on similarities between human behavior and that of other species, especially our primate relatives. Observing this chimpanzee mother cuddling her infant helps us understand the human caregiver–infant relationship.

© KIDSTOCK/BLEND IMAGES/CORBIS

Human longevity may have adaptive value. It enables younger family members to draw on older adults' knowledge and sage advice when tackling life's challenges.

As these examples suggest, evolutionary psychologists are not just concerned with the genetic and biological roots of development. They recognize that humans' large brain and extended childhood resulted from the need to master an increasingly complex environment, so they are also interested in learning (Bjorklund, Causey, & Periss, 2009). And they realize that today's lifestyles differ so radically from those of our evolutionary ancestors that certain evolved behaviors—such as life-threatening risk taking in adolescents and male-to-male violence—are no longer adaptive (Blasi & Bjorklund, 2003).

Recently, evolutionary psychologists have begun to address the adaptiveness of human longevity—why adults live as much as one-fourth to one-third of their years after their children are grown (Greve & Bjorklund, 2009). The most common explanation involves the support that grandparents (especially grandmothers) offer in rearing young grandchildren, which is associated with higher birth and child-survival rates. Another view emphasizes the adaptive value of older adults' vast knowledge, experience, and sage advice—a rich resource for younger members of the family or social group as they tackle life's many challenges.

In sum, evolutionary developmental psychology aims to understand the *person–environment system* throughout the lifespan. The next contextual perspective we will discuss, Vygotsky's sociocultural theory, serves as an excellent complement to the evolutionary viewpoint because it highlights social and cultural contexts for development.

Vygotsky's Sociocultural Theory

The field of human development has recently seen a dramatic increase in studies addressing the cultural context of people's lives. Investigations that make comparisons across cultures, and between ethnic groups within cultures, provide insight into whether developmental pathways apply to all people or are limited to particular environmental conditions (Goodnow, 2010).

Today, much research is examining the relationship of *culturally specific beliefs and practices* to development. The contributions of Russian psychologist Lev Vygotsky (1896–1934) have played a major role in this trend. Vygotsky's (1934/1987) perspective, called **sociocultural theory,** focuses on how *culture*—the values, beliefs, customs, and skills of a social group—is transmitted to the next generation. According to Vygotsky, *social interaction*—in particular, cooperative dialogues with more knowledgeable members of society—is necessary for children to acquire the ways of thinking and behaving that make up a community's culture. Vygotsky believed that as adults and more expert peers help children master culturally meaningful activities, the communication between them becomes part of children's thinking. As children internalize the features of these dialogues, they can use the language within them to guide their own thought and actions and to acquire new skills (Berk & Harris, 2003; Winsler, Fernyhough, & Montero, 2009). The young child instructing herself while working a puzzle or setting a table for dinner has begun to produce the same kind of guiding comments that an adult previously used to help her master important tasks.

Vygotsky's theory has been especially influential in the study of cognitive development. Vygotsky agreed with Piaget that children are active, constructive beings. But whereas Piaget emphasized children's independent efforts to make sense of their world, Vygotsky viewed cognitive development as a *socially mediated process,* in which children depend on assistance from adults and more-expert peers as they tackle new challenges.

© ROGER HUTCHINGS/IN PICTURES/CORBIS

A Cambodian girl learns traditional dance forms from her grandmother. She acquires a culturally valued skill by interacting with an older, more experienced member of her culture.

In Vygotsky's theory, children undergo certain stagewise changes. For example, when they acquire language, they gain in ability to participate in dialogues with others, and mastery of culturally valued competencies surges forward. When children enter school, they spend much time discussing language, literacy, and other academic concepts—experiences that encourage them to reflect on their own thinking (Bodrova & Leong, 2007; Kozulin, 2003). As a result, they advance dramatically in reasoning and problem solving.

At the same time, Vygotsky stressed that dialogues with experts lead to continuous changes in cognition that vary greatly from culture to culture. Consistent with this view, a major finding of cross-cultural research is that cultures select tasks for their members, and social interaction surrounding those tasks leads to competencies essential for success in a particular culture. For example, in industrialized nations, teachers help people learn to read, drive a car, or use a computer. Among the Zinacanteco Indians of southern Mexico, adult experts guide young girls as they master complicated weaving techniques (Greenfield, 2004; Greenfield, Maynard, & Childs, 2000). In Brazil and other developing nations, child candy sellers with little or no schooling develop sophisticated mathematical abilities as the result of buying candy from wholesalers, pricing it in collaboration with adults and experienced peers, and bargaining with customers on city streets (Saxe, 1988).

Research stimulated by Vygotsky's theory reveals that people in every culture develop unique strengths. But Vygotsky's emphasis on culture and social experience led him to neglect the biological side of development. Although he recognized the importance of heredity and brain growth, he said little about their role in cognitive change. Furthermore, Vygotsky's focus on social transmission of knowledge meant that, compared with other theorists, he placed less emphasis on children's capacity to shape their own development. Followers of Vygotsky grant the individual and society more balanced, mutually influential roles (Nelson, 2007a; Rogoff, 2003).

Ecological Systems Theory

Urie Bronfenbrenner (1917–2005) is responsible for an approach that has moved to the forefront of the field because it offers the most differentiated and complete account of contextual influences on development. **Ecological systems theory** views the person as developing within a complex *system* of relationships affected by multiple levels of the surrounding environment. Because the child's biologically influenced dispositions join with environmental forces to mold development, Bronfenbrenner characterized his perspective as a *bioecological model* (Bronfenbrenner, 2005; Bronfenbrenner & Morris, 2006).

Bronfenbrenner envisioned the environment as a series of nested structures, including but also extending beyond the home, school, neighborhood, and workplace settings in which people spend their everyday lives (see Figure 1.5). Each layer of the environment joins with the others to powerfully affect development.

The Microsystem. The innermost level of the environment, the **microsystem,** consists of activities and interaction patterns in the person's immediate surroundings. Bronfenbrenner emphasized that to understand development at this level, we

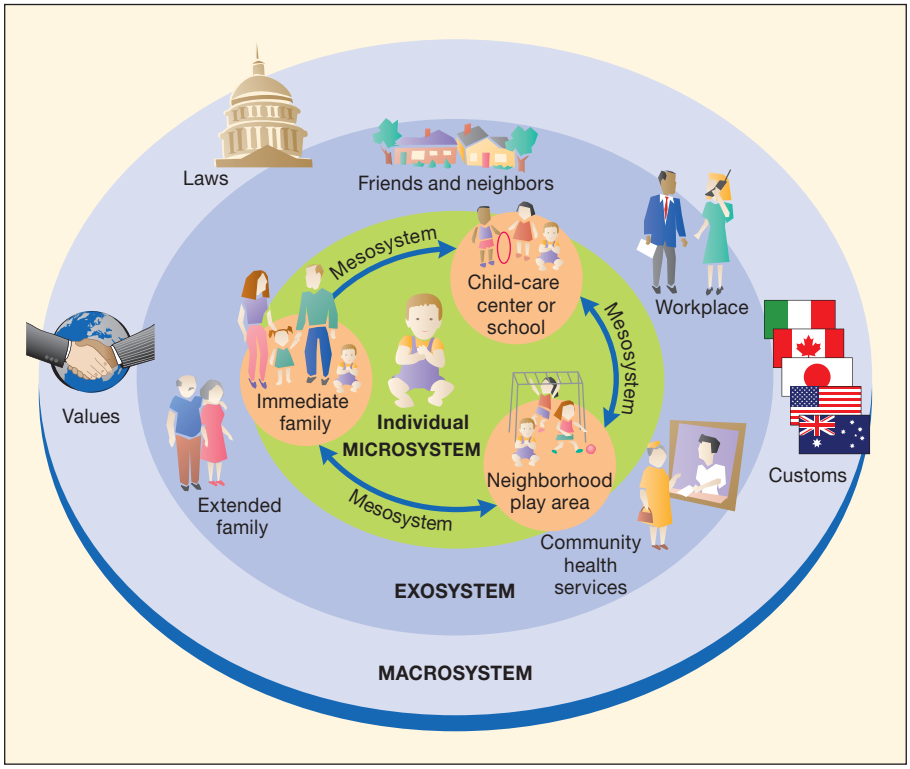

FIGURE 1.5 Structure of the environment in ecological systems theory. The *microsystem* concerns relations between the developing person and the immediate environment; the *mesosystem,* connections among immediate settings; the *exosystem,* social settings that affect but do not contain the developing person; and the *macrosystem,* the values, laws, customs, and resources of the culture that affect activities and interactions at all inner layers. The *chronosystem* (not pictured) is not a specific context. Instead, it refers to the dynamic, ever-changing nature of the person's environment.

© ELLEN B. SENISI PHOTOGRAPHY

A father says good-bye to his daughter at the start of the school day. The child's experiences at school (microsystem) and the father's experiences at work (exosystem) affect the father–daughter relationship.

must keep in mind that all relationships are *bidirectional*. For example, adults affect children's behavior, but children's biologically and socially influenced characteristics—their physical attributes, personalities, and capacities—also affect adults' behavior. A friendly, attentive child is likely to evoke positive, patient reactions from parents, whereas an irritable or distractible child is more likely to receive impatience, restriction, and punishment. When these reciprocal interactions occur often over time, they have an enduring impact on development (Crockenberg & Leerkes, 2003).

Third parties—other individuals in the microsystem—also affect the quality of any two-person relationship. If they are supportive, interaction is enhanced. For example, when parents encourage each other in their child-rearing roles, each engages in more effective parenting. In contrast, marital conflict is associated with inconsistent discipline and hostile reactions toward children. In response, children often react with fear and anxiety or with anger and aggression, and the well-being of both parent and child suffers (Caldera & Lindsey, 2006; Low & Stocker, 2012).

The Mesosystem. The second level of Bronfenbrenner's model, the **mesosystem,** encompasses connections between microsystems. For example, a child's academic progress depends not just on activities that take place in classrooms but also on parent involvement in school life and on the extent to which academic learning is carried over into the home (Jeynes, 2012). Among adults, how well a person functions as spouse and parent at home is affected by relationships in the workplace, and vice versa (Gottfried, Gottfried, & Bathurst, 2002).

The Exosystem. The **exosystem** consists of social settings that do not contain the developing person but nevertheless affect experiences in immediate settings. These can be formal organizations, such as the board of directors in the individual's workplace, religious institution, or community health and welfare services. Flexible work schedules, paid maternity and paternity leave, and sick leave for parents whose children are ill are examples of ways that work settings can help parents rear children and, indirectly, enhance the development of both adult and child. Exosystem supports can also be informal. Children are affected by their parents' social networks—friends and extended-family members who provide advice, companionship, and even financial assistance. Research confirms the negative impact of a breakdown in exosystem activities. Families who are socially isolated, with few personal or community-based ties, show increased rates of conflict and child abuse (Coulton et al., 2007). Refer to the Social Issues: Health box on page 26 for an additional illustration of the power of the exosystem to affect family functioning and children's development.

The Macrosystem. The outermost level of Bronfenbrenner's model, the **macrosystem,** consists of cultural values, laws, customs, and resources. The priority that the macrosystem gives to the needs of children and adults affects the support they receive at inner levels of the environment. For example, in countries that require generous workplace benefits for employed parents and set high standards for the quality of child care, children are more likely to have favorable experiences in their immediate settings. And when the government provides a generous pension plan for retirees, it supports the well-being of older people.

LOOK AND LISTEN

Ask a parent to explain his or her most worrisome child-rearing challenge. Cite one source of support at each level of Bronfenbrenner's model that could ease parental stress and promote child development. ●

A Dynamic, Ever-Changing System. According to Bronfenbrenner, the environment is not a static force that affects people in a uniform way. Instead, it is ever-changing. Whenever individuals add or let go of roles or settings in their lives, the breadth of their microsystems changes. These shifts in contexts—or *ecological transitions,* as Bronfenbrenner called them—are often important turning points in development. Starting school, entering the workforce, marrying, becoming a parent, getting divorced, moving, and retiring are examples.

Bronfenbrenner called the temporal dimension of his model the **chronosystem** (the prefix *chrono* means "time"). Life changes can be imposed externally or, alternatively, can arise from within the person, since individuals select, modify, and create many of their own settings and experiences. How they do so depends on their age; their physical, intellectual, and personality characteristics; and their environmental opportunities. Therefore, in ecological systems theory, development is neither

Social Issues: Health

Family Chaos Undermines Children's Well-Being

Virtually all of us can recall days during our childhoods when family routines—regular mealtime, bedtime, homework time, and parent–child reading and playtimes—were disrupted, perhaps because of a change in a parent's job, a family illness, or a busy season of after-school sports. In some families, however, absence of daily structure is nearly constant, yielding a chaotic home life that interferes with healthy development (Fiese & Winter, 2010). An organized family life provides a supportive context for warm, involved parent–child interaction, which is essential to children's well-being.

Family chaos is linked to economic disadvantage—especially, single mothers with limited incomes struggling to juggle the challenges of transportation, shift jobs, unstable child-care arrangements, and other daily hassles. But chaos is not limited to such families.

Surveys reveal that among U.S. families as a whole, mothers' time with children has remained fairly stable over the past three decades, and fathers' time has increased (Galinsky, Aumann, & Bond, 2009). But the way many parents spend that time has changed. Across income levels and ethnic groups, both mothers and fathers report more multitasking while caring for children—for example, using mealtimes not just to eat but also to check homework, read to children, and plan family outings and celebrations (Bianchi & Raley, 2005; Serpell et al., 2002). Consequently, disruption in one family routine can disrupt others.

Possibly because of this compression of family routines, today's parents and children consistently say they have too little time together (Opinion Research Corporation, 2009). For example, only slightly more than half of U.S. families report eating together three to five times per week (CASA, 2006). Frequency of family meals is associated with wide-ranging positive outcomes—in childhood, enhanced language development and academic achievement, fewer behavior problems, and time spent sleeping; and in adolescence, reduced sexual risk taking, alcohol and drug use, and mental health problems. Shared mealtimes also increase the likelihood of a healthy diet and protect against obesity and adolescent eating disorders (Adam, Snell, & Pendry, 2007; Fiese & Schwartz, 2008). As these findings suggest, regular mealtimes are a general indicator of an organized family life and positive parent involvement.

But family chaos can prevail even when families do engage in joint activities. Unpredictable, disorganized family meals involving harsh or lax parental discipline and hostile, disrespectful communication are associated with children's adjustment difficulties (Fiese, Foley, & Spagnola, 2006). As family time becomes pressured and overwhelming, its orderly structure diminishes, and warm parent–child engagement disintegrates.

Diverse circumstances can trigger a pileup of limited parental emotional resources, breeding family chaos. In addition to *microsystem* and *mesosytem* influences (parents with mental health problems, parental separation and divorce, single parents with few or no supportive relationships), the *exosystem* is powerful: When family time is at the mercy of external forces—parents commuting several hours a day to and from work, child-care arrangements often failing, parents experiencing excessive workplace pressures or job loss—family routines are threatened.

Family chaos contributes to children's behavior problems, above and beyond its negative impact on parenting effectiveness (Coldwell, Pike, & Dunn, 2008; Fiese & Winter, 2010). Chaotic surroundings induce in children a sense of being hassled and feelings of powerlessness, which engender anxiety and low self-esteem.

Exosystem and macrosystem supports—including work settings with favorable family policies and high-quality child care that is affordable and reliable—can help prevent escalating demands on families that give way to chaos (Repetti & Wang, 2010). In one community, a child-care center initiated a take-home dinner program. Busy parents could special-order a healthy, reasonably priced family meal, ready to go at day's end to aid in making the family dinner a routine that enhances children's development.

© MICHAEL NEWMAN/PHOTOEDIT

A chaotic home life interferes with warm, relaxed parent–child interaction and contributes to behavior problems. Exosystem influences, such as excessive workplace pressures, can trigger disorganized family routines.

controlled by environmental circumstances nor driven solely by inner dispositions. Rather, people are both products and producers of their environments: The person and the environment form a network of interdependent effects. Our discussion of resilience on pages 10–11 illustrates this idea. We will see many more examples in later chapters.

ASK YOURSELF

REVIEW Explain how each recent theoretical perspective regards children and adults as active contributors to their own development.

CONNECT Is ecological systems theory compatible with assumptions of the lifespan perspective—development as lifelong, multidirectional, highly plastic, and influenced by multiple, interacting forces? Explain.

APPLY Mario wants to find out precisely how children of different ages recall stories. Anna is interested in how adult–child communication in different cultures influences children's storytelling. Which theoretical perspective has Mario probably chosen? How about Anna? Explain.

REFLECT To illustrate the chronosystem in ecological systems theory, select an important event from your childhood, such as a move to a new neighborhood, a class with an inspiring teacher, or parental divorce. How did the event affect you? How might its impact have differed had you been five years younger? How about five years older?

Comparing and Evaluating Theories

In the preceding sections, we reviewed major theoretical perspectives in human development research. They differ in many respects. First, they focus on different domains of development. Some, such as the psychoanalytic perspective and ethology, emphasize emotional and social development. Others, such as Piaget's cognitive-developmental theory, information processing, and Vygotsky's sociocultural theory, stress changes in thinking. The remaining approaches—behaviorism, social learning theory, evolutionary developmental psychology, ecological systems theory, and the lifespan perspective—discuss many aspects of human functioning. Second, every theory contains a point of view about development. ***TAKE A MOMENT...*** As we conclude our review of theoretical perspectives, identify the stand each theory takes on the controversial issues presented at the beginning of this chapter. Then check your analysis against Table 1.4 on page 28.

Finally, we have seen that every theory has strengths and limitations. Perhaps you are attracted to some theories but have doubts about others. As you read more about development in later chapters, you may find it useful to keep a notebook in which you test your theoretical likes and dislikes against the evidence. Don't be surprised if you revise your ideas many times, just as theorists have done since scientific study of development began.

Studying Development

In every science, research is usually based on a *hypothesis*—a prediction about behavior drawn from a theory. Theories and hypotheses, however, merely initiate the many activities that result in sound evidence on human development. Conducting research according to scientifically accepted procedures involves many steps and choices. Investigators must decide which participants, and how many, to include. Then they must figure out what the participants will be asked to do and when, where, and how many times each will be seen. Finally, they must examine and draw conclusions from their data.

In the following sections, we look at research strategies commonly used to study human development. We begin with common *research methods*—the specific activities of participants, such as taking tests, answering questionnaires, responding to interviews, or being observed. Then we turn to *research designs*—overall plans for research studies that permit the best possible test of the investigator's hypothesis. Finally, we discuss ethical issues involved in doing research with human participants.

Why learn about research strategies? Why not leave these matters to research specialists and concentrate, instead, on what is known about the developing person and how this knowledge can be applied? There are two reasons. First, each of us must be a wise and critical consumer of knowledge. Knowing the strengths and limitations of various research strategies is important in separating dependable information from misleading results. Second, individuals who work directly with children or adults may be in a unique position to build bridges between research and practice by conducting studies, either on their own or in partnership with experienced investigators. Community agencies such as schools, mental health facilities, and parks and recreation programs are increasingly collaborating with researchers in designing, implementing, and evaluating interventions aimed at enhancing development (Guerra, Graham, & Tolan, 2011). To broaden these efforts, a basic understanding of the research process is essential.

LOOK AND LISTEN

Ask a teacher, counselor, social worker, or nurse to describe a question about development he or she would like researchers to address. After reading the rest of this chapter, recommend research strategies best suited to answering that question, citing their strengths and limitations. ●

TABLE 1.4

Stances of Major Theories on Basic Issues in Human Development

THEORY	CONTINUOUS OR DISCONTINUOUS DEVELOPMENT?	ONE COURSE OF DEVELOPMENT OR MANY?	RELATIVE INFLUENCE OF NATURE AND NURTURE?
Psychoanalytic perspective	*Discontinuous:* Psychosexual and psychosocial development takes place in stages.	*One course:* Stages are assumed to be universal.	*Both nature and nurture:* Innate impulses are channeled and controlled through child-rearing experiences. *Early experiences* set the course of later development.
Behaviorism and social learning theory	*Continuous:* Development involves an increase in learned behaviors.	*Many possible courses:* Behaviors reinforced and modeled may vary from person to person.	*Emphasis on nurture:* Development is the result of conditioning and modeling. *Both early and later experiences* are important.
Piaget's cognitive-developmental theory	*Discontinuous:* Cognitive development takes place in stages.	*One course:* Stages are assumed to be universal.	*Both nature and nurture:* Development occurs as the brain grows and children exercise their innate drive to discover reality in a generally stimulating environment. *Both early and later experiences* are important.
Information processing	*Continuous:* Children and adults change gradually in perception, attention, memory, and problem-solving skills.	*One course:* Changes studied characterize most or all children and adults.	*Both nature and nurture:* Children and adults are active, sense-making beings who modify their thinking as the brain grows and they confront new environmental demands. *Both early and later experiences* are important.
Ethology and evolutionary developmental psychology	*Both continuous and discontinuous:* Children and adults gradually develop a wider range of adaptive behaviors. Sensitive periods occur in which qualitatively distinct capacities emerge fairly suddenly.	*One course:* Adaptive behaviors and sensitive periods apply to all members of a species.	*Both nature and nurture:* Evolution and heredity influence behavior, and learning lends greater flexibility and adaptiveness to it. In sensitive periods, *early experiences* set the course of later development.
Vygotsky's sociocultural theory	*Both continuous and discontinuous:* Language development and schooling lead to stagewise changes. Dialogues with more expert members of society also lead to continuous changes that vary from culture to culture.	*Many possible courses:* Socially mediated changes in thought and behavior vary from culture to culture.	*Both nature and nurture:* Heredity, brain growth, and dialogues with more expert members of society jointly contribute to development. *Both early and later experiences* are important.
Ecological systems theory	*Not specified.*	*Many possible courses:* Biologically influenced dispositions join with environmental forces at multiple levels to mold development in unique ways.	*Both nature and nurture:* The individual's characteristics and the reactions of others affect each other in a bidirectional fashion. *Both early and later experiences* are important.
Lifespan perspective	***Both continuous and discontinuous:* Continuous gains and declines and discontinuous, stagewise emergence of new skills occur.**	***Many possible courses:* Development is influenced by multiple, interacting biological, psychological, and social forces, many of which vary from person to person, leading to diverse pathways of change.**	***Both nature and nurture:* Development is multidimensional, affected by an intricate blend of hereditary and environmental factors. Emphasizes plasticity at all ages. *Both early and later experiences* are important.**

Common Research Methods

How does a researcher choose a basic approach to gathering information? Common methods include systematic observation, self-reports (such as questionnaires and interviews), clinical or case studies of a single individual, and ethnographies of the life circumstances of a specific group of people. Table 1.5 summarizes the strengths and limitations of each of these methods.

Systematic Observation. Observations of the behavior of children and adults can be made in different ways. One approach is to go into the field, or natural environment, and record the behavior of interest—a method called **naturalistic observation.**

A study of preschoolers' responses to their peers' distress provides a good example (Farver & Branstetter, 1994). Observing 3- and 4-year-olds in child-care centers, the researchers recorded each instance of crying and the reactions of nearby

TABLE 1.5 Strengths and Limitations of Common Research Methods

METHOD	DESCRIPTION	STRENGTHS	LIMITATIONS
SYSTEMATIC OBSERVATION			
Naturalistic observation	Observation of behavior in natural contexts	Reflects participants' everyday lives.	Cannot control conditions under which participants are observed.
Structured observation	Observation of behavior in a laboratory, where conditions are the same for all participants	Grants each participant an equal opportunity to display the behavior of interest.	May not yield observations typical of participants' behavior in everyday life.
SELF-REPORTS			
Clinical interview	Flexible interviewing procedure in which the investigator obtains a complete account of the participant's thoughts	Comes as close as possible to the way participants think in everyday life. Great breadth and depth of information can be obtained in a short time.	May not result in accurate reporting of information. Flexible procedure makes comparing individuals' responses difficult.
Structured interview, questionnaires, and tests	Self-report instruments in which each participant is asked the same questions in the same way	Permits comparisons of participants' responses and efficient data collection. Researchers can specify answer alternatives that participants might not think of in an open-ended interview.	Does not yield the same depth of information as a clinical interview. Responses are still subject to inaccurate reporting.
CLINICAL, OR CASE STUDY, METHOD			
	A full picture of one individual's psychological functioning, obtained by combining interviews, observations, and test scores	Provides rich, descriptive insights into factors that affect development.	May be biased by researchers' theoretical preferences. Findings cannot be applied to individuals other than the participant.
ETHNOGRAPHY			
	Participant observation of a culture or distinct social group. By making extensive field notes, the researcher tries to capture the culture's unique values and social processes	Provides a more complete description than can be derived from a single observational visit, interview, or questionnaire.	May be biased by researchers' values and theoretical preferences. Findings cannot be applied to individuals and settings other than the ones studied.

children—whether they ignored, watched, commented on the child's unhappiness, scolded or teased, or shared, helped, or expressed sympathy. Caregiver behaviors—explaining why a child was crying, mediating conflict, or offering comfort—were noted to see if adult sensitivity was related to children's caring responses. A strong relationship emerged. The great strength of naturalistic observation is that investigators can see directly the everyday behaviors they hope to explain.

Naturalistic observation also has a major limitation: Not all individuals have the same opportunity to display a particular behavior in everyday life. In the study just described, some children might have witnessed a child crying more often than others or been exposed to more cues for positive social responses from caregivers. For these reasons, they might have displayed more compassion.

Researchers commonly deal with this difficulty by making **structured observations,** in which the investigator sets up a laboratory situation that evokes the behavior of interest so that every participant has equal opportunity to display the response. In one such study, 2-year-olds' emotional reactions to harm that they thought they had caused were observed by asking each of them to take care of a rag doll that had been modified so its leg would fall off when the child picked it up. To make the child feel at fault, once the leg detached, an adult "talked for" the doll by saying, "Ow!" Researchers recorded children's facial expressions of sadness and concern for the injured doll, efforts to help the doll, and body tension—responses that indicated remorse and a desire to make amends for the mishap. In addition, mothers were asked to engage in brief conversations about emotions with their children (Garner, 2003). Toddlers whose mothers more often explained the causes and consequences of emotion were more likely to express concern for the injured doll.

The procedures used to collect systematic observations vary, depending on the research problem posed. Sometimes investigators choose to analyze the entire stream of behavior—everything said and done over a certain time period. In one study, researchers wanted to find out whether maternal sensitivity in infancy and early childhood contributes to readiness for formal schooling at age 6 (Hirsh-Pasek & Burchinal, 2006). Between ages 6 months and 4½ years, the investigators periodically

© ELLEN B. SENISI PHOTOGRAPHY

In naturalistic observation, the researcher goes into the field and records the behavior of interest. Here, a researcher observes children at preschool. She may be focusing on their playmate choices, cooperation, helpfulness, or conflicts.

videotaped mother–child 15-minute play sessions. Then they rated each session for many behaviors—maternal positive emotion, support, stimulating play, and respect for the child's autonomy. These ingredients of sensitivity did predict better language and academic progress when the children reached kindergarten.

Researchers have devised ingenious ways of observing difficult-to-capture behaviors. For example, to record instances of bullying, a group of investigators set up video cameras overlooking a classroom and a playground and had fourth to sixth graders wear small, remote microphones and pocket-sized transmitters (Craig, Pepler, & Atlas, 2000). Results revealed that bullying occurred often—at rates of 2.4 episodes per hour in the classroom and 4.5 episodes per hour on the playground. Yet only 15 to 18 percent of the time did teachers take steps to stop the harassment.

Systematic observation provides invaluable information on how children and adults actually behave, but it tells us little about the reasoning behind their responses. For that information, researchers must turn to self-report techniques.

Self-Reports. Self-reports ask research participants to provide information on their perceptions, thoughts, abilities, feelings, attitudes, beliefs, and past experiences. They range from relatively unstructured interviews to highly structured interviews, questionnaires, and tests.

In a **clinical interview,** researchers use a flexible, conversational style to probe for the participant's point of view. In the following example, Piaget questioned a 5-year-old child about his understanding of dreams:

> *Where does the dream come from?*—I think you sleep so well that you dream.—*Does it come from us or from outside?*—From outside.—*When you are in bed and you dream, where is the dream?*—In my bed, under the blanket. I don't really know. If it was in my stomach, the bones would be in the way and I shouldn't see it.—*Is the dream there when you sleep?*—Yes, it is in the bed beside me. (Piaget, 1926/1930, pp. 97–98)

Although a researcher conducting clinical interviews with more than one participant would typically ask the same first question to establish a common task, individualized prompts are used to provide a fuller picture of each person's reasoning.

The clinical interview has two major strengths. First, it permits people to display their thoughts in terms that are as close as possible to the way they think in everyday life. Second, the clinical interview can provide a large amount of information in a fairly brief period. For example, in an hour-long session, we can obtain a wide range of information on child rearing from a parent or on life circumstances from an older adult—much more than we could capture by observing for the same amount of time.

A major limitation of the clinical interview has to do with the accuracy with which people report their thoughts, feelings, and experiences. Some participants, wishing to please the interviewer, may make up answers that do not represent their actual thinking. When asked about past events, some may have trouble recalling exactly what happened. And because the clinical interview depends on verbal ability and expressiveness, it may underestimate the capacities of individuals who have difficulty putting their thoughts into words.

The clinical interview has also been criticized because of its flexibility. When questions are phrased differently for each participant, responses may reflect the manner of interviewing rather than real differences in the way people think about a topic. **Structured interviews** (including tests and questionnaires), in which each participant is asked the same set of questions in the same way, eliminate this problem. These instruments are also much more efficient. Answers are briefer, and researchers can obtain written responses from an entire group simultaneously. Furthermore, by listing answer alternatives, researchers can specify the activities and behaviors of interest—ones that participants might not think of in an open-ended clinical interview. For example, when parents were asked what they considered "the most important thing for children to prepare them for life," 62 percent checked "to think for themselves" when this choice appeared on a list. Yet only 5 percent thought of this during a clinical interview (Schwarz, 1999).

Nevertheless, structured interviews do not yield the same depth of information as a clinical interview. And they can still be affected by the problem of inaccurate reporting. Currently, more researchers are combining the two approaches to see if they yield consistent findings (Yoshikawa et al., 2008). And blending the two methods is likely to offer a clearer picture than either method can alone.

The Clinical, or Case Study, Method. An outgrowth of psychoanalytic theory, the **clinical,** or **case study, method** brings together a wide range of information on one person,

© LAURA DWIGHT PHOTOGRAPHY

Using the clinical, or case study, method, this researcher interacts with a 3-year-old during a home visit. Interviews and observations will contribute to an in-depth picture of this child's psychological functioning.

including interviews, observations, and test scores. The aim is to obtain as complete a picture as possible of that individual's psychological functioning and the experiences that led up to it.

The clinical method is well-suited to studying the development of certain types of individuals who are few in number but vary widely in characteristics. For example, the method has been used to find out what contributes to the accomplishments of *prodigies*—extremely gifted children who attain adult competence in a field before age 10 (Moran & Gardner, 2006). Consider Adam, a boy who read, wrote, and composed musical pieces before he was out of diapers. By age 4, Adam was deeply involved in mastering human symbol systems—French, German, Russian, Sanskrit, Greek, the computer programming language BASIC, ancient hieroglyphs, music, and mathematics. Adam's parents provided a home rich in stimulation and reared him with affection, firmness, and humor. They searched for schools in which he could both develop his abilities and form rewarding social relationships. He graduated from college at age 18 and continued to pursue musical composition (Goldsmith, 2000). Would Adam have realized his abilities without the chance combination of his special gift and nurturing, committed parents? Probably not, researchers concluded (Feldman, 2004).

The clinical method yields richly detailed case narratives that offer valuable insights into the many factors influencing development. Nevertheless, like all other methods, it has drawbacks. Because information often is collected unsystematically and subjectively, researchers' theoretical preferences may bias their observations and interpretations. In addition, investigators cannot assume that their conclusions apply, or generalize, to anyone other than the person studied (Stanovich, 2013). Even when patterns emerge across several cases, it is wise to confirm these with other research strategies.

Methods for Studying Culture. To study the impact of culture, researchers adjust the methods just considered or tap procedures specially devised for cross-cultural and multicultural research (Triandis, 2007). Which approach investigators choose depends on their research goals.

Sometimes researchers are interested in characteristics that are believed to be universal but that vary in degree from one society to the next: Are parents warmer or more directive in some cultures than others? How strong are gender stereotypes in different nations? In each instance, several cultural groups will be compared, and all participants must be questioned or observed in the same way. Therefore, researchers draw on the observational and self-report procedures we have already considered, adapting them through translation so they can be understood in each cultural context. For example, to study cultural variation in parenting practices, the same questionnaire, asking for ratings on such items as "I often hug and kiss my child" or "I scold my child when his/her behavior does not meet my



© ED TRONICK/ANTHRO-PHOTO

This Western researcher spent months living among the Efe people of the Republic of Congo in an effort to understand their way of life. Here he observes young children sharing food.

Cultural Influences

Immigrant Youths: Adapting to a New Land

Over the past several decades, a rising tide of immigrants has come to North America, fleeing war and persecution in their homelands or seeking better life chances. Today, nearly one-fourth of U.S. children and adolescents have foreign-born parents, making them the fastest growing sector of the U.S. youth population. About 20 percent of these young people are foreign-born themselves, mostly from Latin America, the Caribbean, and Asia (Hernandez, Denton, & Macartney, 2008; Suárez-Orozco, Todorova, & Qin, 2006).

How well are immigrant youths adapting to their new country? To find out, researchers use multiple research methods—academic testing, questionnaires assessing psychological adjustment, and in-depth ethnographies.

Academic Achievement and Adjustment

Although educators and laypeople often assume that the transition to a new country has a negative impact on psychological well-being, evidence reveals that children of immigrant parents adapt well. Students who are first-generation (foreign-born) and second-generation (American-born, with immigrant parents) often achieve in school as well as or better than students of native-born parents (Fuligni, 2004; Hao & Woo, 2012; Hernandez, Denton, & Macartney, 2008). Findings on psychological adjustment are similar. Compared with their agemates, adolescents from immigrant families are less likely to commit delinquent and violent acts, to use drugs and alcohol, or to have early sex. They are also less likely to be obese or to have missed school because of illness. And they tend to report just as high, and at times higher, self-esteem as young people with native-born parents (Fuligni, 1998; Saucier et al., 2002; Supple & Small, 2006).

These outcomes are strongest for Chinese, Filipino, Japanese, Korean, and East Indian youths, less dramatic for other ethnicities (Fuligni, 2004; Louie, 2001; Portes & Rumbaut, 2005). Variation in adjustment is greater among Mexican, Central American, and Southeast Asian (Hmong, Cambodian, Laotian, Thai, and Vietnamese) young people, who show elevated rates of school failure and dropout, delinquency, teenage parenthood, and drug use. Disparities in parental economic resources, education, English-language proficiency, and support of children contribute

© MICHAEL SILUK/THE IMAGE WORKS

These Hmong boys perform in an ethnic festival in St. Paul, Minnesota, where many Hmong immigrants have settled. Cultural values that foster allegiance to family and community promote high achievement and protect many immigrant youths from involvement in risky behaviors.

expectations," is given to all participants (Wu et al., 2002). Still, investigators must be mindful of cultural differences in familiarity with being observed and with responding to self-report instruments, which may bias their findings (Van de Vijver, Hofer, & Chasiotis, 2010).

At other times, researchers want to uncover the *cultural meanings* of children's and adults' behaviors by becoming as familiar as possible with their way of life. To achieve this goal, investigators rely on a method borrowed from the field of anthropology—**ethnography.** Like the clinical method, ethnographic research is a descriptive, qualitative technique. But instead of aiming to understand a single individual, it is directed toward understanding a culture or a distinct social group through *participant observation.* Typically, the researcher spends months, and sometimes years, in the cultural community, participating in its daily life. Extensive field notes are gathered, consisting of a mix of observations, self-reports from members of the culture, and careful interpretations by the investigator (Miller, Hengst, & Wang, 2003; Shweder et al., 2006). Later, these notes are put together into a description of the community that tries to capture its unique values and social processes.

The ethnographic method assumes that entering into close contact with a social group will allow researchers to understand the beliefs and behaviors of its members in a way that is not possible with an observational visit, interview, or questionnaire. Some ethnographies take in many aspects of experience, as one team of researchers did in describing what it is like to grow up in a small American town. Others focus on one or a few settings and issues—for example, barriers to effective parent–school communication in a Mexican-American community or African-Caribbean adults' reactions to a diagnosis

to these trends (García Coll & Marks, 2009; Pong & Landale, 2012).

Still, many first- and second-generation youths whose parents face considerable financial hardship and who speak little English are successful (Hao & Woo, 2012; Hernandez, Denton, & Macartney, 2008). Factors other than income are responsible—notably, family values and strong ethnic-community ties.

Family and Community Influences

Ethnographies reveal that immigrant parents view education as the surest way to improve life chances (García Coll & Marks, 2009; Goldenberg et al., 2001). Aware of the challenges their children face, they typically emphasize trying hard. They remind their children that, because educational opportunities were not available in their native countries, they themselves are often limited to menial jobs. And while preserving their culture's values, these parents also make certain adaptations—for example, supporting education for daughters even though their culture of origin endorses it only for sons.

Adolescents from these families internalize their parents' valuing of education, endorsing it more strongly than agemates with native-born parents (Fuligni, 2004; Su & Costigan, 2008). Because minority ethnicities usually stress allegiance to family and community over individual goals, first- and second-generation young people feel a strong sense of obligation to their parents. They view school success as both their own and their parents' success and as a way of repaying their parents for the hardships they have endured (Bacallao & Smokowski, 2007; Fuligni, Yip, & Tseng, 2002). Both family relationships and school achievement protect these youths from delinquency, early pregnancy and drug use, and other risky behaviors (see the Biology and Environment box on resilience on pages 10–11).

Immigrant parents of successful youths typically develop close ties to an ethnic community, which exerts additional control through a high consensus on values and constant monitoring of young people's activities. The following comments capture the power of these family and community forces:

> *Elizabeth, age 16, from Vietnam, straight-A student, like her two older sisters:* My parents know pretty much all the kids in the neighborhood. . . . Everybody here knows everybody else. It's hard to get away with much. (Zhou & Bankston, 1998, pp. 93, 130)

> *Juan, teenager from Mexico:* A really big part of the Hispanic population [is] being close to family, and the family being a priority all the time. I hate people who say, "Why do you want to go to a party where your family's at? Don't you want to get away from them?" You know, I don't really get tired of them. I've always been really close to them. That connection to my parents, that trust that you can talk to them, that makes me Mexican. (Bacallao & Smokowski, 2007, p. 62)

The experiences of well-adjusted immigrant youths are not problem-free. Chinese adolescents who had arrived in the United States within the previous year described their adjustment as very difficult because they were not proficient in English and, as a result, found many everyday tasks challenging and felt socially isolated (Yeh et al., 2008). Young immigrants also encounter racial and ethnic prejudices and experience tensions between family values and the new culture—challenges we will take up in Chapter 12. In the long term, however, family and community cohesion, supervision, and high expectations promote favorable outcomes.

of high blood pressure, signaling elevated risk for heart disease (Higginbottom, 2006; Peshkin, 1997; Valdés, 1998). Notice how such ethnographic evidence is vital in designing effective educational and health interventions. Increasingly, researchers are supplementing traditional self-report and observational methods with ethnography when they suspect that unique meanings underlie cultural differences, as the Cultural Influences box above reveals.

Ethnographers strive to minimize their own influence on the culture they are studying by becoming part of it. Nevertheless, as with clinical studies, investigators' cultural values and theoretical commitments sometimes lead them to observe selectively or misinterpret what they see. In addition, the findings of ethnographic studies cannot be assumed to generalize beyond the people and settings in which the research was conducted.

ASK YOURSELF

REVIEW Why might a researcher choose structured observation over naturalistic observation? How about the reverse?

CONNECT What strengths and limitations do the clinical, or case study, method and ethnography have in common?

APPLY A researcher wants to study the thoughts and feelings of parents on active duty in the military and those of their school-age and adolescent children. Which method should she use? Why?

REFLECT Reread the description of nonnormative influences on page 12, and cite an example from your own life. Which method would be best suited to studying the impact of such a nonnormative event on development?

General Research Designs

In deciding on a research design, investigators choose a way of setting up a study that permits them to test their hypotheses with the greatest certainty possible. Two main types of designs are used in all research on human behavior: *correlational* and *experimental.*

Correlational Design. In a **correlational design,** researchers gather information on individuals, generally in natural life circumstances, without altering their experiences. Then they look at relationships between participants' characteristics and their behavior or development. Suppose we want to answer such questions as, Do parents' styles of interacting with their children have any bearing on children's intelligence? Does the arrival of a baby influence a couple's marital satisfaction? Does the death of a spouse in old age affect the surviving partner's physical health and psychological well-being? In these and many other instances, the conditions of interest are difficult or impossible to arrange and control and must be studied as they currently exist.

Correlational studies have one major limitation: We cannot infer cause and effect. For example, if we were to find that parental interaction is related to children's intelligence, we would not know whether parents' behavior actually *causes* intellectual differences among children. In fact, the opposite is possible: The behaviors of highly intelligent children may be so attractive that they cause parents to interact more favorably. Or a third variable that we did not even consider, such as the amount of noise and distraction in the home, may cause changes in both parental interaction and children's intelligence.

In correlational studies and in other types of research designs, investigators often examine relationships by using a

© TONY FREEMAN/PHOTOEDIT

Will the death of her husband affect this elderly widow's physical health and psychological well-being? A correlational design can be used to answer this question, but it does not permit researchers to determine the precise cause of their findings.

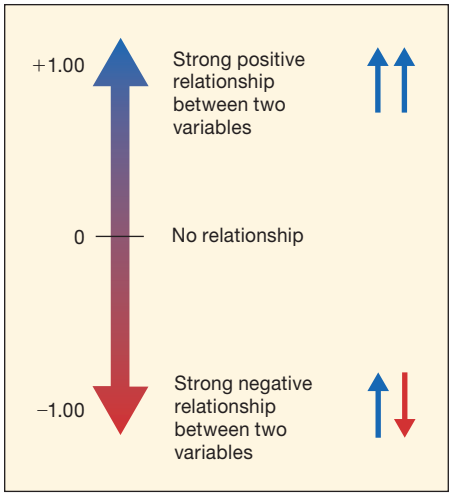

FIGURE 1.6 The meaning of correlation coefficients. The magnitude of the number indicates the *strength* of the relationship. The sign of the number (+ or –) indicates the *direction* of the relationship.

correlation coefficient—a number that describes how two measures, or variables, are associated with each other. We will encounter the correlation coefficient in discussing research findings throughout this book, so let's look at what it is and how it is interpreted. A correlation coefficient can range in value from +1.00 to –1.00. The *magnitude,* or *size, of the number* shows the *strength of the relationship.* A zero correlation indicates no relationship; the closer the value is to +1.00 or –1.00, the stronger the relationship (see Figure 1.6). For instance, a correlation of –.78 is high, –.52 is moderate, and –.18 is low. Note, however, that correlations of +.52 and –.52 are equally strong. The *sign of the number* (+ or –) refers to the *direction of the relationship.* A positive sign (+) means that as one variable *increases,* the other also *increases.* A negative sign (–) indicates that as one variable *increases,* the other *decreases.*

Let's look at some examples of how a correlation coefficient works. One researcher reported a +.55 correlation between a measure of maternal language stimulation and the size of children's vocabularies at 2 years of age (Hoff, 2003). This is a moderate correlation, which indicates that mothers who spoke more to their toddlers had children who were more advanced in language development. In two other studies, maternal sensitivity was modestly associated with children's cooperativeness in consistent ways. First, maternal warmth and encouragement during play correlated positively with 2-year-olds' willingness to comply with their mother's directive to clean up toys, at +.34 (Feldman & Klein, 2003). Second, the extent to which mothers spoke harshly, interrupted, and controlled their 4-year-olds' play correlated negatively with children's compliance, at –.31 for boys and –.42 for girls (Smith et al., 2004).

All these investigations found correlations between parenting and young children's behavior. ***TAKE A MOMENT...*** Are you tempted to conclude that the maternal behaviors influenced children's responses? Although the researchers in these studies suspected this was so, they could not be sure of cause and effect.

Can you think of other possible explanations? Finding a relationship in a correlational study does suggest that tracking down its cause—using a more powerful experimental strategy, if possible—would be worthwhile.

Experimental Design. An **experimental design** permits inferences about cause and effect because researchers use an evenhanded procedure to assign people to two or more treatment conditions. In an experiment, the events and behaviors of interest are divided into two types: independent and dependent variables. The **independent variable** is the one the investigator expects to cause changes in another variable. The **dependent variable** is the one the investigator expects to be influenced by the independent variable. Cause-and-effect relationships can be detected because the researcher directly *controls* or *manipulates* changes in the independent variable by exposing participants to the treatment conditions. Then the researcher compares their performance on measures of the dependent variable.

In one *laboratory experiment,* investigators explored the impact of adults' angry interactions on children's adjustment (El-Sheikh, Cummings, & Reiter, 1996). They hypothesized that the way angry encounters end (independent variable) affects children's emotional reactions (dependent variable). Four- and 5-year-olds were brought to a laboratory one at a time, accompanied by their mothers. One group was exposed to an *unresolved-anger treatment,* in which two adult actors entered the room and argued but did not work out their disagreements. The other group witnessed a *resolved-anger treatment,* in which the adults ended their disputes by apologizing and compromising. When witnessing a follow-up adult conflict, children in the resolved-anger treatment showed less distress, as measured by fewer anxious facial expressions, less freezing in place, and less seeking of closeness to their mothers. The experiment revealed that anger resolution can reduce the stressful impact of adult conflict on children.

In experimental studies, investigators must take special precautions to control for participants' characteristics that could reduce the accuracy of their findings. For example, in the study just described, if a greater number of children from homes high in parental conflict ended up in the unresolved-anger treatment, we could not tell what produced the results—the independent variable or the children's backgrounds. To protect against this problem, researchers engage in **random assignment** of participants to treatment conditions. By using an unbiased procedure, such as drawing numbers out of a hat or flipping a coin, investigators increase the chances that participants' characteristics will be equally distributed across treatment groups.

Modified Experimental Designs: Field and Natural Experiments. Most experiments are conducted in laboratories, where researchers can achieve the maximum possible control over treatment conditions. But, as we have already indicated, findings obtained in laboratories may not always apply to everyday situations. In *field experiments,* investigators capitalize on opportunities to assign participants randomly to treatment conditions in natural settings. In the experiment just described, we can conclude that the emotional climate established by adults affects children's behavior in the laboratory. But does it also do so in daily life?

Another study helps answer this question. Ethnically diverse, poverty-stricken families with a 2-year-old child were scheduled for a home visit, during which researchers assessed family functioning and child problem behaviors by asking parents to respond to questionnaires and videotaping parent–child interaction. Then the families were randomly assigned to either a brief intervention condition, called the Family Check-Up, or a no-intervention control group. The intervention consisted of three home-based sessions in which a consultant gave parents feedback about their child-rearing practices and their child's adjustment, explored parents' willingness to improve, and identified community services appropriate to each family's needs (Dishion et al., 2008). Findings showed that families assigned to the Family Check-Up (but not controls) gained in positive parenting, which predicted a reduction in child problem behaviors—sometimes still evident a year later, when participating children were reassessed at age 3. Highly problematic children benefited most from this brief, early intervention.

Often researchers cannot randomly assign participants and manipulate conditions in the real world. Sometimes they can compromise by conducting *natural, or quasi-, experiments,* comparing treatments that already exist, such as different family environments, schools, workplaces, or retirement villages. These studies differ from correlational research only in that groups of participants are carefully chosen to ensure that their characteristics are as much alike as possible. In this way, investigators do their best to rule out alternative explanations for their treatment effects. But, despite these efforts, natural experiments cannot achieve the precision and rigor of true experimental research.

To help you compare correlational and experimental designs, Table 1.6 on page 36 summarizes their strengths and limitations. It also includes an overview of designs for studying development, to which we turn next.

Designs for Studying Development

Scientists interested in human development require information about the way research participants change over time. To answer questions about development, they must extend correlational and experimental approaches to include measurements at different ages. Longitudinal and cross-sectional designs are special *developmental* research strategies. In each, age comparisons form the basis of the research plan.

The Longitudinal Design. In a **longitudinal design,** participants are studied repeatedly, and changes are noted as they get older. The time spanned may be relatively short (a few months to several years) or very long (a decade or even a lifetime). The longitudinal approach has two major strengths. First, because it tracks the performance of each person over time,

TABLE 1.6 **Strengths and Limitations of Research Designs**

DESIGN	DESCRIPTION	STRENGTHS	LIMITATIONS
GENERAL			
Correlational	The investigator obtains information on participants without altering their experiences.	Permits study of relationships between variables.	Does not permit inferences about cause-and-effect relationships.
Experimental	Through random assignment of participants to treatment conditions, the investigator manipulates an independent variable and examines its effect on a dependent variable. Can be conducted in the laboratory or the natural environment.	Permits inferences about cause-and-effect relationships.	When conducted in the laboratory, findings may not generalize to the real world. In *field experiments,* control over the treatment is usually weaker than in the laboratory. In *natural,* or *quasi-, experiments,* lack of random assignment substantially reduces the precision of research.
DEVELOPMENTAL			
Longitudinal	The investigator studies the same group of participants repeatedly at different ages.	Permits study of common patterns and individual differences in development and relationships between early and later events and behaviors.	Age-related changes may be distorted because of participant dropout, practice effects, and cohort effects.
Cross-sectional	The investigator studies groups of participants differing in age at the same point in time.	More efficient than the longitudinal design. Not plagued by such problems as participant dropout and practice effects.	Does not permit study of individual developmental trends. Age differences may be distorted because of cohort effects.
Sequential	The investigator conducts several similar cross-sectional or longitudinal studies (called sequences). These might study participants over the same ages but in different years, or they might study participants over different ages but during the same years.	When the design includes longitudinal sequences, permits both longitudinal and cross-sectional comparisons. Also reveals cohort effects. Permits tracking of age-related changes more efficiently than the longitudinal design.	May have the same problems as longitudinal and cross-sectional strategies, but the design itself helps identify difficulties.

researchers can identify common patterns as well as individual differences in development. Second, longitudinal studies permit investigators to examine relationships between early and later events and behaviors. Let's illustrate these ideas.

A group of researchers wondered whether children who display extreme personality styles—either angry and explosive or shy and withdrawn—retain the same dispositions when they become adults. In addition, the researchers wanted to know what kinds of experiences promote stability or change in personality and what consequences explosiveness and shyness have for long-term adjustment. To answer these questions, the researchers delved into the archives of the Guidance Study, a well-known longitudinal investigation initiated in 1928 at the University of California, Berkeley, and continued for several decades (Caspi, Elder, & Bem, 1987, 1988).

Results revealed that the two personality styles were moderately stable. Between ages 8 and 30, a good number of individuals remained the same, whereas others changed substantially. When stability did occur, it appeared to be due to a "snowballing effect," in which children evoked responses from adults and peers that acted to maintain their dispositions. Explosive youngsters were likely to be treated with anger, whereas shy children were apt to be ignored. As a result, the two types of children came to view their social worlds differently. Explosive children regarded others as hostile; shy children regarded them as unfriendly (Caspi & Roberts, 2001). Together, these factors led explosive children to sustain or increase their unruliness and shy children to continue to withdraw.

Persistence of extreme personality styles affected many areas of adult adjustment. For men, the results of early explosiveness were most apparent in their work lives, in the form of conflicts with supervisors, frequent job changes, and unemployment. Since few women in this sample of an earlier generation worked after marriage, their family lives were most affected. Explosive girls grew up to be hotheaded wives and mothers who were especially prone to divorce. Sex differences in the long-term consequences of shyness were even greater. Men who had been withdrawn in childhood were delayed in marrying, becoming fathers, and developing stable careers. However, perhaps because a withdrawn, unassertive style was socially acceptable for females in the mid-twentieth century, women who had shy personalities showed no special adjustment problems.

Problems in Conducting Longitudinal Research. Despite their strengths, longitudinal investigations pose a number of problems. For example, participants may move away or drop out of the research for other reasons. This biases the sample so that it no longer represents the population to whom researchers would like to generalize their findings. Also, from repeated study, people may become more aware of their own thoughts, feelings, and actions and revise them in ways that have little to do with age-related change. In addition, they may become "test-wise." Their performance may improve as a result of *practice effects*—better test-taking skills and increased familiarity with the test—not because of factors commonly associated with development.

The most widely discussed threat to longitudinal findings is **cohort effects** (see page 11): Individuals born in the same time period are influenced by a particular set of historical and cultural conditions. Results based on one cohort may not apply to people developing at other times. For example, unlike the findings on female shyness described in the preceding section, which were gathered in the 1950s, today's shy adolescent girls and young women tend to be poorly adjusted—a difference that may be due to changes in gender roles in Western societies. Shy young people, whether male or female, feel more anxious, depressed, and lonely and may do less well in educational and career attainment than their agemates (Caspi et al., 2003; Karevold et al., 2012; Mounts et al., 2006). Similarly, a longitudinal study of lifespan development would probably result in quite different findings if it were carried out in the first decade of the twenty-first century, around the time of World War II, or during the Great Depression of the 1930s.

Cohort effects don't just operate broadly on an entire generation. They also occur when specific experiences influence some groups of individuals but not others in the same generation. For example, children who witnessed the terrorist attacks of September 11, 2001 (either because they were near Ground Zero or because they saw injury and death on TV), or who lost a parent in the disaster, were far more likely than other children to display persistent emotional problems, including intense fear, anxiety, and depression (Mullett-Hume et al., 2008; Pfeffer et al., 2007; Rosen & Cohen, 2010). A study of one New York City sample suggested that as many as one-fourth of the city's children were affected (Hoven et al., 2005).

The Cross-Sectional Design. The length of time it takes for many behaviors to change, even in limited longitudinal studies, has led researchers to turn toward a more convenient strategy for studying development. In the **cross-sectional design,** groups of people differing in age are studied at the same point in time. The cross-sectional design is an efficient strategy for describing age-related trends. And because participants are measured only once, researchers need not be concerned about such difficulties as participant dropout or practice effects.

A study in which students in grades 3, 6, 9, and 12 filled out a questionnaire about their sibling relationships provides a good illustration (Buhrmester & Furman, 1990). Findings revealed that sibling interaction was characterized by greater equality and less power assertion with age. Also, feelings of sibling companionship declined in adolescence. The researchers thought that several factors contributed to these age differences. As later-born children become more competent and independent, they no longer need, and are probably less willing to accept, direction from older siblings. And as adolescents move from psychological dependence on the family to greater involvement with peers, they may have less time and emotional need to invest in siblings. As you will see in Chapter 12, subsequent research has confirmed these intriguing ideas about the development of sibling relationships.

AP IMAGES/CHRIS CARLSON

Cohort effects are particular historical and cultural conditions that affect individuals born in the same time period. Young people who witnessed Barack Obama and his family celebrating his election victory in 2008 and again in 2012 came away with a new sense of what is possible for members of America's ethnic minorities.

Problems in Conducting Cross-Sectional Research. Despite its convenience, cross-sectional research does not provide evidence about development at the level at which it actually occurs: the individual. For example, in the cross-sectional study of sibling relationships just discussed, comparisons are limited to age-group averages. We cannot tell if important individual differences exist. Indeed, longitudinal findings reveal that adolescents vary considerably in the changing quality of their sibling relationships. Although many become more distant, others become more supportive and intimate, still others more rivalrous and antagonistic (Branje et al., 2004; Kim et al., 2006; Whiteman & Loken, 2006).

Cross-sectional studies—especially those that cover a wide age span—have another problem. Like longitudinal research, they can be threatened by cohort effects. For example,

comparisons of 10-year-old cohorts, 20-year-old cohorts, and 30-year-old cohorts—groups born and reared in different years—may not really represent age-related changes. Instead, they may reflect unique experiences associated with the historical period in which the age groups were growing up.

Improving Developmental Designs. Researchers have devised ways of building on the strengths and minimizing the weaknesses of longitudinal and cross-sectional approaches. Several modified developmental designs have resulted.

Sequential Designs. To overcome some of the limitations of traditional developmental designs, investigators sometimes use **sequential designs,** in which they conduct several similar cross-sectional or longitudinal studies (called *sequences*). The sequences might study participants over the same ages but in different years, or they might study participants over different ages but during the same years. Figure 1.7 illustrates the first of these options. As it also reveals, some sequential designs combine longitudinal and cross-sectional strategies, an approach that has two advantages:

- We can find out whether cohort effects are operating by comparing participants of the same age who were born in different years. In the example in Figure 1.7, we can compare the three longitudinal samples at ages 20, 30, and 40. If they do not differ, we can rule out cohort effects.
- We can make longitudinal and cross-sectional comparisons. If outcomes are similar in both, then we can be especially confident about our findings.

In a study that used the design in Figure 1.7, researchers wanted to find out whether adult personality development progresses as Erikson's psychosocial theory predicts (Whitbourne et al., 1992). Questionnaires measuring Erikson's stages were given to three cohorts of 20-year-olds, each born a decade apart. The cohorts were reassessed at ten-year intervals. Consistent with Erikson's theory, longitudinal and cross-sectional gains in identity and intimacy occurred between ages 20 and 30—a trend unaffected by historical time period. But a powerful cohort effect emerged for consolidation of the sense of industry: At age 20, Cohort 1 scored substantially below Cohorts 2 and 3. Look at Figure 1.7 again and notice that members of Cohort 1 reached age 20 in the mid-1960s. As college students, they were part of an era of political protest that reflected disenchantment with the work ethic. Once out of college, they caught up with the other cohorts in industry, perhaps as a result of experiencing the pressures of the work world. Followed up in 2001 at age 54, Cohort 1 showed a decline in focus on identity issues and a gain in ego integrity over middle adulthood—trends expected to continue through late adulthood (Sneed, Whitbourne, & Culang, 2006). Future tracking of Cohorts 2 and 3 will reveal whether they, too, follow this Erikson-predicted psychosocial path.

By uncovering cohort effects, sequential designs help explain diversity in development. Yet to date only a small number of sequential studies have been conducted.

Combining Experimental and Developmental Designs. Perhaps you noticed that all the examples of longitudinal and cross-sectional research we have considered permit only correlational, not causal, inferences. Yet causal information is desirable, both for testing theories and for finding ways to enhance development. Sometimes researchers can explore the causal link between experiences and development by experimentally manipulating the experiences. If, as a result, development improves, then we have strong evidence for a causal association. Today, research that combines an experimental strategy with either a longitudinal or a cross-sectional approach is becoming increasingly common.

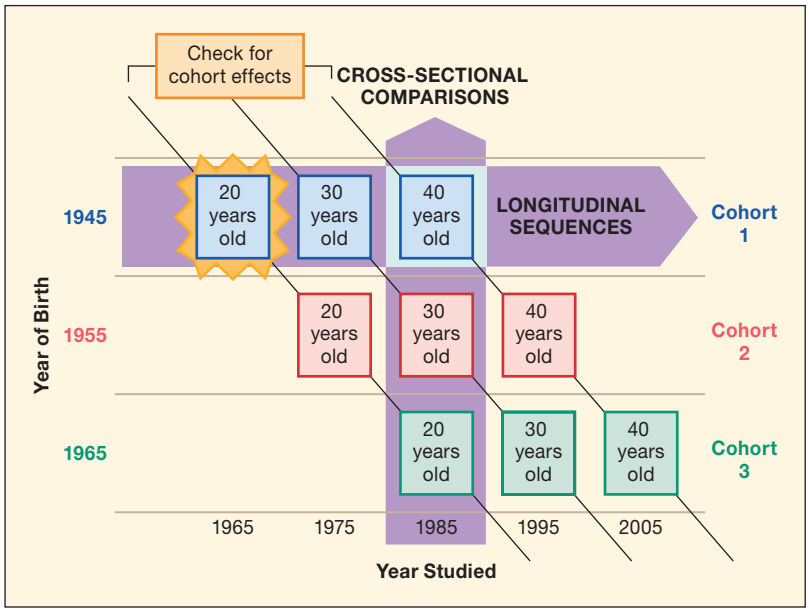

FIGURE 1.7 Example of a sequential design. Three cohorts, born in 1945 (blue), 1955 (pink), and 1965 (green), are followed longitudinally from 20 to 40 years of age. The design permits the researcher to check for cohort effects by comparing people of the same age who were born in different years. In a study that used this design, the 20-year-olds in Cohort 1 differed substantially from the 20-year-olds in Cohorts 2 and 3, indicating powerful history-graded influences. This design also permits longitudinal and cross-sectional comparisons. Similar findings lend additional confidence in the results.

ASK YOURSELF

REVIEW Explain how cohort effects can affect the findings of both longitudinal and cross-sectional studies. How do sequential designs reveal cohort effects?

CONNECT Review the study of the Family Check-Up, described on page 35. Explain how it combines an experimental with a developmental design. What are the independent and dependent variables? Is its developmental approach longitudinal or cross-sectional?

APPLY A researcher compares older adults with chronic heart disease to those with no major health problems and finds that the first group scores lower on mental tests. Can the researcher conclude that heart disease causes a decline in intellectual functioning in late adulthood? Explain.

REFLECT Suppose a researcher asks you to enroll your baby in a 10-year longitudinal study. What factors would lead you to agree and stay involved? Do your answers shed light on why longitudinal studies often have biased samples?

Ethics in Lifespan Research

Research into human behavior creates ethical issues because, unfortunately, the quest for scientific knowledge can sometimes exploit people. For this reason, special guidelines for research have been developed by the federal government, by funding agencies, and by research-oriented associations, such as the American Psychological Association (2002) and the Society for Research in Child Development (2007). Table 1.7 presents a summary of basic research rights drawn from these guidelines. ***TAKE A MOMENT...*** After examining them, read about the following research situations, each of which poses a serious ethical dilemma. What precautions do you think should be taken in each instance?

- In a study of moral development, an investigator wants to assess children's ability to resist temptation by videotaping their behavior without their knowledge. She promises 7-year-olds a prize for solving difficult puzzles but tells them not to look at a classmate's correct solutions, which are deliberately placed at the back of the room. Informing children ahead of time that cheating is being studied or that their behavior is being monitored will destroy the purpose of the study.
- A researcher wants to study the impact of mild daily exercise on the physical and mental health of elderly patients in nursing homes. He consults each resident's doctor to make sure that the exercise routine will not be harmful. But when he seeks the residents' consent, he finds that many do not comprehend the purpose of the research. And some appear to agree simply to relieve feelings of isolation and loneliness.

As these examples indicate, when children or the aged take part in research, the ethical concerns are especially complex. Immaturity makes it difficult or impossible for children to evaluate for themselves what participation in research will mean. And because mental impairment rises with very advanced age, some older adults cannot make voluntary and informed choices (Dubois et al., 2011; Society for Research in Child Development, 2007). And the life circumstances of others make them unusually vulnerable to pressure for participation.

TABLE 1.7 Rights of Research Participants

RESEARCH RIGHT	DESCRIPTION
Protection from harm	Participants have the right to be protected from physical or psychological harm in research. If in doubt about the harmful effects of research, investigators should seek the opinion of others. When harm seems possible, investigators should find other means for obtaining the desired information or abandon the research.
Informed consent	All participants, including children and the elderly, have the right to have explained to them, in language appropriate to their level of understanding, all aspects of the research that may affect their willingness to participate. When children are participants, informed consent of parents as well as of others who act on the child's behalf (such as school officials) should be obtained, preferably in writing. Older adults who are cognitively impaired should be asked to appoint a surrogate decision maker. If they cannot do so, then someone should be named by an institutional review board (IRB) after careful consultation with relatives and professionals who know the person well. All participants have the right to discontinue participation in the research at any time.
Privacy	Participants have the right to concealment of their identity on all information collected in the course of research. They also have this right with respect to written reports and any informal discussions about the research.
Knowledge of results	Participants have the right to be informed of the results of research in language that is appropriate to their level of understanding.
Beneficial treatments	If experimental treatments believed to be beneficial are under investigation, participants in control groups have the right to alternative beneficial treatments if they are available.

Sources: American Psychological Association, 2002; Society for Research in Child Development, 2007.

PIERRE ANDRIEU/AFP/GETTY IMAGES

Older adults should not be arbitrarily excluded from research. Most require only typical informed-consent procedures, and their participation brings both personal and scientific benefits. But for some elders, including those who reside in settings for the chronically ill, informed consent may necessitate the assistance of a surrogate decision maker.

Virtually every organization that has devised ethical principles for research has concluded that conflicts arising in research situations often do not have simple right-or-wrong answers. The ultimate responsibility for the ethical integrity of research lies with the investigator. But researchers are advised—and often required—to seek advice from others. Committees for this purpose exist in colleges, universities, and other institutions. These *institutional review boards (IRBs)* weigh the costs of the research to participants in terms of inconvenience and possible psychological or physical injury against the study's value for advancing knowledge and improving conditions of life. If there are any risks to participants' safety and welfare that the research does not justify, then preference is always given to the participants' interests.

The ethical principle of *informed consent* requires special interpretation when participants cannot fully appreciate the research goals and activities. Parental consent is meant to protect the safety of children, whose ability to decide is not yet mature. But as soon as children are old enough to appreciate the purpose of the research, and certainly by age 7, their own informed consent should be obtained in addition to parental consent. Around this age, changes in children's thinking permit them to better understand basic scientific principles and the needs of others. Researchers should respect and enhance these new capacities by giving school-age children a full explanation of research activities in language they can understand (Fisher, 1993). Extra care must be taken when telling children that the information they provide will be kept confidential and that they can end their participation at any time. Even adolescents may not understand, and sometimes do not believe, these promises (Bruzzese & Fisher, 2003; Ondrusek et al., 1998).

Most older adults require no more than the usual informed-consent procedures. Yet many investigators set upper age limits in studies relevant to the elderly, thereby excluding the oldest adults (Bayer & Tadd, 2000). Older adults should not be stereotyped as incompetent to decide about their own participation or to engage in research activities. Nevertheless, extra measures must be taken to protect those who are cognitively impaired or who reside in settings for the chronically ill. As noted, some individuals may agree to participate simply to engage in rewarding social interaction. Yet participation should not be automatically withheld, since it can result in personal as well as scientific benefits. In these instances, potential participants should be asked to appoint a surrogate decision maker. If they cannot do so, then someone should be named by an IRB, after careful consultation with relatives and professionals who know the person well. As an added precaution, if the elderly person is incapable of consenting and the risks of the research are more than minimal, then the study should not be done unless it is likely to benefit the participant directly (Dubois et al., 2011).

Finally, all ethical guidelines advise that special precautions be taken in the use of deception and concealment, as occurs when researchers observe people from behind one-way mirrors, give them false feedback about their performance, or do not tell them the truth about the real purpose of the research. When these kinds of procedures are used, *debriefing,* in which the investigator provides a full account and justification of the activities, occurs after the research session is over. But young children often lack the cognitive skills to understand the reasons for deceptive procedures, and despite explanations, even older children may leave the research situation with their belief in the honesty of adults undermined. Ethical standards permit deception if investigators satisfy IRBs that a study's potential benefits to society are great enough to justify infringing on participants' right to informed consent and risking other harm (Fisher, 2005). Nevertheless, because deception may have serious emotional consequences for some youngsters, many experts in research ethics believe that investigators should use it with children only if the risk of harm is minimal.

ASK YOURSELF

REVIEW What special steps must investigators take in conducting studies of children and the aged to ensure protection from harm and informed consent?

CONNECT In the field experiment on the Family Check-Up (see page 35), why is it ethically important for the researchers to offer the intervention, or a beneficial alternative, to the no-intervention control group after completion of the study?

APPLY As a researcher gathered observations of the activities of several elderly adults with cognitive impairments in a nursing home, one resident said, "Stop watching me!" How should the researcher respond, and why?

REFLECT What ethical safeguards do you regard as vital in conducting research that requires deception of children?

SUMMARY

A Scientific, Applied, and Interdisciplinary Field

(p. 5)

What is developmental science, and what factors stimulated expansion of the field?

- **Developmental science** is an interdisciplinary field devoted to understanding human constancy and change throughout the lifespan. Research on human development has been stimulated by both scientific curiosity and social pressures to improve people's lives.

Basic Issues (p. 5)

Identify three basic issues on which theories of human development take a stand.

- Each **theory** of human development takes a stand on three basic issues: (1) Is development a **continuous** process, or does it proceed in a series of **discontinuous stages?** (2) Does one general course of development characterize all individuals, or do many possible courses exist, depending on the distinct **contexts** in which children and adults live? (3) Is development determined primarily by genetic or environmental factors (the **nature–nurture controversy**), and are individual differences stable or characterized by substantial **plasticity?**

The Lifespan Perspective: A Balanced Point of View

(p. 7)

Describe the lifespan perspective on development.

- The **lifespan perspective** is a balanced view that envisions development as a dynamic system. It is based on assumptions that development is lifelong, multidimensional (affected by biological, psychological, and social forces), multidirectional (a joint expression of growth and decline), and plastic (open to change through new experiences).

© AURORA PHOTOS/ROBERT HARDING

- According to the lifespan perspective, the life course is influenced by multiple, interacting forces, which can be organized into three categories: (1) **age-graded influences,** which are predictable in timing and duration; (2) **history-graded influences,** unique to a particular historical era; and (3) **nonnormative influences,** unique to one or a few individuals.

Scientific Beginnings (p. 14)

Describe the major early influences on the scientific study of development.

- Darwin's theory of evolution influenced important developmental theories and inspired scientific child study. In the early twentieth century, Hall and Gesell introduced the **normative approach,** which produced a large body of descriptive facts about development.

© LISA F. YOUNG/ALAMY

- Binet and Simon constructed the first successful intelligence test, which sparked interest in individual differences in development and led to a heated controversy over nature versus nurture.

Mid-Twentieth-Century Theories (p. 15)

What theories influenced human development research in the mid-twentieth century?

- In the 1930s and 1940s, psychiatrists and social workers turned to the **psychoanalytic perspective** for help in treating people's emotional problems. In Freud's **psychosexual theory,** the individual moves through five stages, during which three portions of the personality—id, ego, and superego—become integrated. Erikson's **psychosocial theory** expands Freud's theory by emphasizing the development of culturally relevant attitudes and skills and the lifespan nature of development.

ANTONIA TOZER/GETTY IMAGES/AWL IMAGES RM

- As the psychoanalytic perspective gained in prominence, **behaviorism** and **social learning theory** emerged, emphasizing the study of directly observable events—stimuli and responses—and the principles of conditioning and modeling. These approaches led to the use of **behavior modification** to eliminate undesirable behaviors and increase desirable responses.
- In contrast to behaviorism, Piaget's **cognitive-developmental theory** emphasizes children's active role in constructing knowledge as they manipulate and explore their world. According to Piaget, children move through four stages, from the baby's sensorimotor action patterns to the adolescent's capacity for abstract, systematic thinking. Piaget's work has stimulated a wealth of research on children's thinking and encouraged educational programs that emphasize discovery learning.

Recent Theoretical Perspectives (p. 20)

Describe recent theoretical perspectives on human development.

- **Information processing** views the mind as a complex symbol-manipulating system, much like a computer. Because this approach provides precise accounts of how children and adults tackle cognitive tasks, its findings have important implications for education.
- Researchers in **developmental cognitive neuroscience** study the relationship between changes in the brain and the development of cognitive processing and behavior patterns. They have made progress in identifying the types of experiences to which the brain is sensitive at various ages and in clarifying the brain bases of many learning and behavior disorders.

- Three contemporary perspectives emphasize contexts of development. **Ethology** stresses the adaptive value of behavior and inspired the **sensitive period** concept. In **evolutionary developmental psychology,** which extends this emphasis, researchers seek to understand the person–environment system throughout the lifespan.

© KIDSTOCK/BLEND IMAGES/CORBIS

- Vygotsky's **sociocultural theory,** which focuses on how culture is transmitted from one generation to the next through social interaction, views cognitive development as a socially mediated process. Through cooperative dialogues with more expert members of society, children come to use language to guide their own thought and actions and acquire culturally relevant knowledge and skills.
- **Ecological systems theory** views the individual as developing within a complex system of relationships affected by multiple, nested layers of the surrounding environment—**microsystem, mesosystem, exosystem,** and **macrosystem.** The **chronosystem** represents the dynamic, ever-changing nature of individuals and their experiences.

Comparing and Evaluating Theories (p. 27)

Identify the stand taken by each major theory on the three basic issues of human development.

- Theories vary in their focus on different domains of development, in their view of how development occurs, and in their strengths and weaknesses. (For a full summary, see Table 1.4 on page 28.)

Studying Development (p. 27)

Describe methods commonly used in research on human development.

- **Naturalistic observations,** gathered in everyday environments, permit researchers to see directly the everyday behaviors they hope to explain. In contrast, **structured observations,** which take place in laboratories, give every participant an equal opportunity to display the behaviors of interest.
- Self-report methods can be flexible and open-ended like the **clinical interview,** which permits participants to express their thoughts in ways similar to their thinking in everyday life. Alternatively, **structured interviews** (including tests and questionnaires) are more efficient, permitting researchers to ask about activities and behaviors that participants may not think of in an open-ended interview. Investigators use the **clinical,** or **case study, method** to gain an in-depth understanding of a single individual.
- Researchers have adapted observational and self-report methods to permit direct comparisons of cultures. To uncover the cultural meanings of behavior, they rely on **ethnography,** engaging in participant observation.

Distinguish between correlational and experimental research designs, noting the strengths and limitations of each.

- The **correlational design** examines relationships between variables without altering people's experiences. The **correlation coefficient** is often used to measure the association between variables. Correlational studies do not permit inferences about cause and effect, but they can identify relationships that are worth exploring with a more powerful experimental strategy.
- An **experimental design** permits cause-and-effect inferences. Researchers manipulate an **independent variable** by exposing participants to two or more treatment conditions. Then they determine what effect this variable has on a **dependent variable. Random assignment** to treatment conditions reduces the chances that participant characteristics will affect the accuracy of experimental findings.
- Field and natural, or quasi-, experiments compare treatments in natural environments. However, these approaches are less rigorous than laboratory experiments.

Describe designs for studying development, noting the strengths and limitations of each.

- In the **longitudinal design,** participants are studied repeatedly over time, permitting researchers to identify common patterns and individual differences in development and to examine relationships between early and later events and behaviors. Longitudinal research poses several problems, including biased sampling, practice effects, and **cohort effects**—difficulty generalizing to people developing at other historical times.

AP IMAGES/CHRIS CARLSON

- The **cross-sectional design,** in which groups of people differing in age are studied at the same point in time, is an efficient way to study age-related trends, but it is limited to comparisons of age-group averages. Cross-sectional studies, especially those that cover a wide age span, are also vulnerable to cohort effects.
- By comparing participants of the same age who were born in different years, investigators use **sequential designs** to discover whether cohort effects are operating. When sequential designs combine longitudinal and cross-sectional strategies, researchers can see if outcomes are similar, adding confidence to their findings.
- When researchers combine experimental and developmental designs, they can examine causal influences on development.

Ethics in Lifespan Research (p. 39)

What special ethical concerns arise in research on human development?

- Because the quest for scientific knowledge has the potential to exploit people, the ethical principle of informed consent requires special safeguards for children and for elderly people who are cognitively impaired or who live in settings for the care of the chronically ill. The use of deception in research with children is especially risky because it may undermine their basic faith in the honesty of adults.

Important Terms and Concepts

age-graded influences (p. 10)
behavior modification (p. 18)
behaviorism (p. 17)
chronosystem (p. 25)
clinical interview (p. 30)
clinical, or case study, method (p. 30)
cognitive-developmental theory (p. 18)
cohort effects (p. 37)
contexts (p. 7)
continuous development (p. 6)
correlational design (p. 34)
correlation coefficient (p. 34)
cross-sectional design (p. 37)
dependent variable (p. 35)
developmental cognitive neuroscience (p. 21)
developmental science (p. 5)
discontinuous development (p. 6)
ecological systems theory (p. 24)
ethnography (p. 32)
ethology (p. 22)
evolutionary developmental psychology (p. 22)
exosystem (p. 25)
experimental design (p. 35)
history-graded influences (p. 11)
independent variable (p. 35)
information processing (p. 20)
lifespan perspective (p. 8)
longitudinal design (p. 35)
macrosystem (p. 25)
mesosystem (p. 25)
microsystem (p. 24)
naturalistic observation (p. 28)
nature–nurture controversy (p. 7)
nonnormative influences (p. 12)
normative approach (p. 15)
plasticity (p. 7)
psychoanalytic perspective (p. 15)
psychosexual theory (p. 15)
psychosocial theory (p. 16)
random assignment (p. 35)
resilience (p. 10)
sensitive period (p. 22)
sequential designs (p. 38)
social learning theory (p. 18)
sociocultural theory (p. 23)
stage (p. 6)
structured interview (p. 30)
structured observation (p. 29)
theory (p. 5)

chapter 2

© ELLEN B. SENISI PHOTOGRAPHY

Heredity and environment combine in intricate ways, making members of this large extended family both alike and different in physical characteristics and behavior.

Genetic and Environmental Foundations

"It's a girl!" announces the doctor, holding up the squalling newborn baby as her parents gaze with amazement at their miraculous creation. "A girl! We've named her Sarah!" exclaims the proud father to eager relatives waiting for news of their new family member.

As we join these parents in thinking about how this wondrous being came into existence and imagining her future, we are struck by many questions. How could this baby, equipped with everything necessary for life outside the womb, have developed from the union of two tiny cells? What ensures that Sarah will, in due time, roll over, walk, talk, make friends, learn, imagine, and create—just like other typical children born before her? Why is she a girl and not a boy, dark-haired rather than blond, calm and cuddly instead of wiry and energetic? What difference will it make that Sarah is given a name and place in one family, community, nation, and culture rather than another?

© LAURA DWIGHT PHOTOGRAPHY

To answer these questions, this chapter takes a close look at the foundations of development: heredity and environment. Because nature has prepared us for survival, all humans have features in common. Yet each of us is also unique. ***TAKE A MOMENT...*** Think about several of your friends, and jot down the most obvious physical and behavioral similarities between them and their parents. Did you find that one person shows combined features of both parents, another resembles just one parent, whereas a third is not like either parent? These directly observable characteristics are called **phenotypes.** They depend in part on the individual's **genotype**—the complex blend of genetic information that determines our species and influences all our unique characteristics. Yet phenotypes are also affected by each person's lifelong history of experiences.

We begin our discussion with a review of basic genetic principles that help explain similarities and differences among us in appearance and behavior. Then we turn to aspects of the environment that play powerful roles throughout the lifespan. Finally, we consider the question of how nature and nurture *work together* to shape the course of development.

chapter outline

Genetic Foundations

The Genetic Code • The Sex Cells • Boy or Girl? • Multiple Offspring • Patterns of Genetic Inheritance • Chromosomal Abnormalities

Reproductive Choices

Genetic Counseling • Prenatal Diagnosis and Fetal Medicine • Adoption

SOCIAL ISSUES: HEALTH The Pros and Cons of Reproductive Technologies

Environmental Contexts for Development

The Family • Socioeconomic Status and Family Functioning • Poverty • Affluence • Beyond the Family: Neighborhoods, Towns, and Cities • The Cultural Context

CULTURAL INFLUENCES The African-American Extended Family

Understanding the Relationship Between Heredity and Environment

The Question, "How Much?" • The Question, "How?"

BIOLOGY AND ENVIRONMENT A Case of Epigenesis: Smoking During Pregnancy Alters Gene Expression

Genetic Foundations

Each of us is made up of trillions of units called *cells*. Within every cell (except red blood cells) is a control center, or *nucleus,* containing rodlike structures called **chromosomes,** which store and transmit genetic information. Human chromosomes come in 23 matching pairs (an exception is the XY pair in males, which we will discuss shortly). Each member of a pair corresponds to the other in size, shape, and genetic functions, with one chromosome inherited from the mother and one from the father (see Figure 2.1).

The Genetic Code

Chromosomes are made up of a chemical substance called **deoxyribonucleic acid,** or **DNA.** As Figure 2.2 shows, DNA is a long, double-stranded molecule that looks like a twisted ladder. Each rung of the ladder consists of a specific pair of chemical substances called *bases,* joined together between the two sides. It is this sequence of base pairs that provides genetic instructions. A **gene** is a segment of DNA along the length of the chromosome. Genes can be of different lengths—perhaps 100 to several thousand ladder rungs long. An estimated 20,000 to 25,000 genes lie along the human chromosomes (Human Genome Project, 2008).

We share some of our genetic makeup with even the simplest organisms, such as bacteria and molds, and most of it with other mammals, especially primates. Between 98 and 99 percent of chimpanzee and human DNA is identical. This means that only a small portion of our heredity is responsible for the traits that make us human, from our upright gait to our extraordinary language and cognitive capacities. And the genetic variation from one human to the next is even less! Individuals around the world are about 99.1 percent genetically identical (Gibbons et al., 2004). But it takes a change in only a single base pair to influence human traits. And such tiny changes can combine in unique ways across multiple genes, thereby amplifying variability within the human species.

A unique feature of DNA is that it can duplicate itself through a process called **mitosis.** This special ability permits the one-celled fertilized ovum to develop into a complex human being composed of a great many cells. Refer again to Figure 2.2, and you will see that during mitosis, the chromosomes copy themselves. As a result, each new body cell contains the same number of chromosomes and genetic information.

Genes accomplish their task by sending instructions for making a rich assortment of proteins to the *cytoplasm,* the area surrounding the cell nucleus. Proteins, which trigger chemical reactions throughout the body, are the biological foundation on which our characteristics are built. How do humans, with far fewer genes than scientists once thought (only twice as many as the worm or fly), manage to develop into such complex beings? The answer lies in the proteins our genes make, which break up and reassemble in staggering variety—about 10 to 20 million altogether. Simpler species have far fewer proteins. Furthermore, the communication system between the cell nucleus and cytoplasm, which fine-tunes gene activity, is more intricate in humans than in simpler organisms. Within the cell, wide-ranging environmental factors modify gene expression (Lashley, 2007). So even at this microscopic level, biological events are the result of *both* genetic and nongenetic forces.

The Sex Cells

New individuals are created when two special cells called **gametes,** or sex cells—the sperm and ovum—combine. A gamete contains only 23 chromosomes, half as many as a regular body cell. Gametes are formed through a cell division process called **meiosis,** which halves the number of chromosomes normally present in body cells. When sperm and ovum unite at conception, the resulting cell, called a **zygote,** will again have 46 chromosomes.

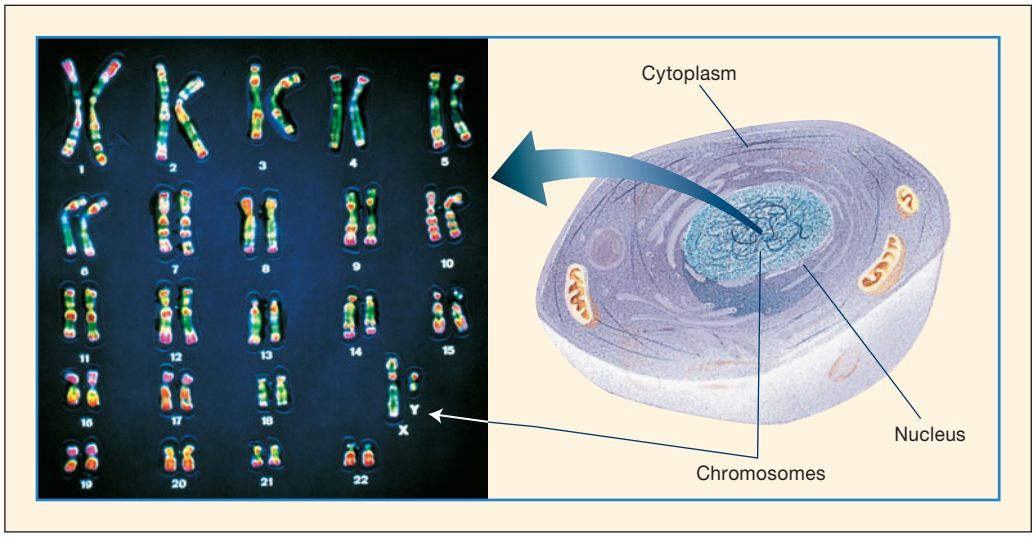

FIGURE 2.1 A karyotype, or photograph, of human chromosomes. The 46 chromosomes shown on the left were isolated from a human cell, stained, greatly magnified, and arranged in pairs according to decreasing size of the upper "arm" of each chromosome. The twenty-third pair, XY, reveals that the cell donor is a male. In a female, this pair would be XX. (© CNRI/Science Photo Library/Photo Researchers, Inc.)

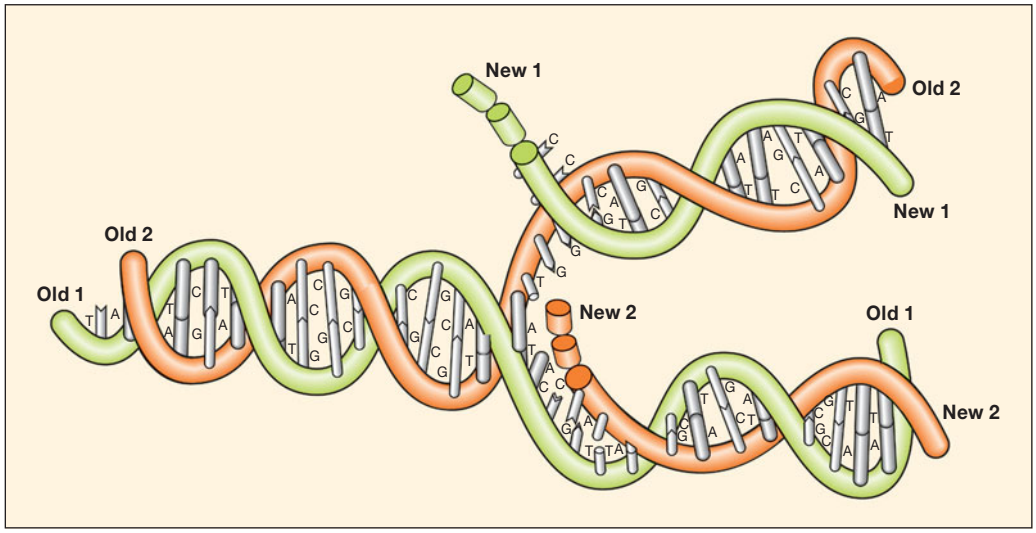

FIGURE 2.2 DNA's ladder-like structure. This figure shows that the pairings of bases across the rungs of the ladder are very specific: Adenine (A) always appears with thymine (T), and cytosine (C) always appears with guanine (G). Here, the DNA ladder duplicates by splitting down the middle of its ladder rungs. Each free base picks up a new complementary partner from the area surrounding the cell nucleus.

In meiosis, the chromosomes pair up and exchange segments, so that genes from one are replaced by genes from another. Then chance determines which member of each pair will gather with others and end up in the same gamete. These events make the likelihood extremely low—about 1 in 700 trillion—that nontwin siblings will be genetically identical (Gould & Keeton, 1996). The genetic variability produced by meiosis is adaptive: It increases the chances that at least some members of a species will cope with ever-changing environments and will survive.

In the male, four sperm are produced when meiosis is complete. Also, the cells from which sperm arise are produced continuously throughout life. For this reason, a healthy man can father a child at any age after sexual maturity. In the female, meiosis results in just one ovum. In addition, the female is born with a bank of ova already present in her ovaries, though recent findings suggest that new ova may arise from ovarian stem cells later on (White et al., 2012). Nevertheless, females can bear children for only three to four decades. Still, there are plenty of female sex cells. About 1 to 2 million are present at birth, 40,000 remain at adolescence, and approximately 350 to 450 will mature during a woman's childbearing years (Moore, Persaud, & Torchia, 2013).

Boy or Girl?

Return to Figure 2.1 and note that 22 of the 23 pairs of chromosomes are matching pairs, called **autosomes** (meaning *not* sex chromosomes). The twenty-third pair consists of **sex chromosomes.** In females, this pair is called XX; in males, it is called XY. The X is a relatively large chromosome, whereas the Y is short and carries little genetic material. When gametes form in males, the X and Y chromosomes separate into different sperm cells. The gametes that form in females all carry an X chromosome. Therefore, the sex of the new organism is determined by whether an X-bearing or a Y-bearing sperm fertilizes the ovum.

Multiple Offspring

Ruth and Peter, a couple I know well, tried for several years to have a child, without success. When Ruth reached age 33, her doctor prescribed a fertility drug, and twins—Jeannie and Jason—were born. Jeannie and Jason are **fraternal,** or **dizygotic, twins,** the most common type of multiple offspring, resulting from the release and fertilization of two ova. Genetically, they are no more alike than ordinary siblings. Table 2.1 summarizes genetic and environmental factors that

TABLE 2.1 Maternal Factors Linked to Fraternal Twinning

FACTOR	DESCRIPTION
Ethnicity	Occurs in 4 per 1,000 births among Asians, 8 per 1,000 births among whites, 12 to 16 per 1,000 births among blacks[a]
Family history of twinning	Occurs more often among women whose mothers and sisters gave birth to fraternal twins
Age	Rises with maternal age, peaking between 35 and 39 years, and then rapidly falls
Nutrition	Occurs less often among women with poor diets; occurs more often among women who are tall and overweight or of normal weight as opposed to slight body build
Number of births	Is more likely with each additional birth
Fertility drugs and in vitro fertilization	Is more likely with fertility hormones and in vitro fertilization (see page 54), which also increase the chances of bearing triplets, quadruplets, or quintuplets

[a]Worldwide rates, not including multiple births resulting from use of fertility drugs.
Sources: Hall, 2003; Hoekstra et al., 2008; Lashley, 2007.

© F4FOTO/ALAMY

These identical, or monozygotic, twins were created when a duplicating zygote separated into two clusters of cells, which developed into two individuals with the same genetic makeup.

increase the chances of giving birth to fraternal twins. Older maternal age, fertility drugs, and in vitro fertilization (to be discussed shortly) are major causes of the dramatic rise in fraternal twinning and other multiple births in industrialized nations over the past several decades (Machin, 2005; Russell et al., 2003). Currently, fraternal twins account for 1 in about every 60 births in the United States (U.S. Department of Health and Human Services, 2010a).

Twins can be created in another way. Sometimes a zygote that has started to duplicate separates into two clusters of cells that develop into two individuals. These are called **identical,** or **monozygotic, twins** because they have the same genetic makeup. The frequency of identical twins is the same around the world—about 1 in every 330 births (Hall, 2003). Animal research has uncovered a variety of environmental influences that prompt this type of twinning, including temperature changes, variation in oxygen levels, and late fertilization of the ovum. In a minority of cases, the identical twinning runs in families, suggesting a genetic influence (Lashley, 2007).

During their early years, children of single births often are healthier and develop more rapidly than twins. Jeannie and Jason, like most twins, were born early—three weeks before Ruth's due date. And, like other premature infants—as you will see in Chapter 3—they required special care after birth. When the twins came home from the hospital, Ruth and Peter had to divide time between them. Perhaps because neither baby received as much attention as the average single infant, Jeannie and Jason walked and talked several months later than most other children their age, though both caught up by middle childhood (Lytton & Gallagher, 2002). Parental energies are further strained after the birth of triplets, whose early development is slower than that of twins (Feldman, Eidelman, & Rotenberg, 2004).

Patterns of Genetic Inheritance

Jeannie has her parents' dark, straight hair; Jason is curly-haired and blond. Patterns of genetic inheritance—the way genes from each parent interact—explain these outcomes. Recall that, except for the XY pair in males, all chromosomes come in matching pairs. Two forms of each gene occur at the same place on the chromosomes, one inherited from the mother and one from the father. Each form of a gene is called an **allele.** If the alleles from both parents are alike, the child is **homozygous** and will display the inherited trait. If the alleles differ, then the child is **heterozygous,** and relationships between the alleles determine the phenotype.

Dominant–Recessive Inheritance. In many heterozygous pairings, **dominant–recessive inheritance** occurs: Only one allele affects the child's characteristics. It is called *dominant;* the second allele, which has no effect, is called *recessive.* Hair color is an example. The allele for dark hair is dominant (we can represent it with a capital *D*), whereas the one for blond hair is recessive (symbolized by a lowercase *b*). A child who inherits a homozygous pair of dominant alleles *(DD)* and a child who inherits a heterozygous pair *(Db)* will both be dark-haired, even though their genotypes differ. Blond hair (like Jason's) can result only from having two recessive alleles *(bb).* Still, heterozygous individuals with just one recessive allele *(Db)* can pass that trait to their children. Therefore, they are called **carriers** of the trait.

Some human characteristics that follow the rules of dominant–recessive inheritance are listed in Tables 2.2 and 2.3.

TABLE 2.2 Examples of Dominant and Recessive Characteristics

DOMINANT	RECESSIVE
Dark hair	Blond hair
Normal hair	Pattern baldness
Curly hair	Straight hair
Nonred hair	Red hair
Facial dimples	No dimples
Normal hearing	Some forms of deafness
Normal vision	Nearsightedness
Farsightedness	Normal vision
Normal vision	Congenital eye cataracts
Normally pigmented skin	Albinism
Double-jointedness	Normal joints
Type A blood	Type O blood
Type B blood	Type O blood
Rh-positive blood	Rh-negative blood

Note: Many normal characteristics that were previously thought to be due to dominant–recessive inheritance, such as eye color, are now regarded as due to multiple genes. For the characteristics listed here, there still seems to be general agreement that the simple dominant–recessive relationship holds.

Source: McKusick, 2011.

TABLE 2.3 Examples of Dominant and Recessive Diseases

DISEASE	DESCRIPTION	MODE OF INHERITANCE	INCIDENCE	TREATMENT
AUTOSOMAL DISEASES				
Cooley's anemia	Pale appearance, retarded physical growth, and lethargic behavior begin in infancy.	Recessive	1 in 500 births to parents of Mediterranean descent	Frequent blood transfusion; death from complications usually occurs by adolescence.
Cystic fibrosis	Lungs, liver, and pancreas secrete large amounts of thick mucus, leading to breathing and digestive difficulties.	Recessive	1 in 2,000 to 2,500 Caucasian births; 1 in 16,000 births to North Americans of African descent	Bronchial drainage, prompt treatment of respiratory infection, dietary management. Advances in medical care allow survival with good life quality into adulthood.
Phenylketonuria (PKU)	Inability to metabolize the amino acid phenylalanine, contained in many proteins, causes severe central nervous system damage in the first year of life.	Recessive	1 in 8,000 births	Placing the child on a special diet results in average intelligence and normal lifespan. Subtle deficits in memory, planning, decision making, and problem solving are often present.
Sickle cell anemia	Abnormal sickling of red blood cells causes oxygen deprivation, pain, swelling, and tissue damage. Anemia and susceptibility to infections, especially pneumonia, occur.	Recessive	1 in 500 births to North Americans of African descent	Blood transfusions, painkillers, prompt treatment of infection. No known cure; 50 percent die by age 55.
Tay-Sachs disease	Central nervous system degeneration, with onset at about 6 months, leads to poor muscle tone, blindness, deafness, and convulsions.	Recessive	1 in 3,600 births to Jews of European descent and to French Canadians	None. Death occurs by 3 to 4 years of age.
Huntington disease	Central nervous system degeneration leads to muscular coordination difficulties, mental deterioration, and personality changes. Symptoms usually do not appear until age 35 or later.	Dominant	1 in 18,000 to 25,000 births to North Americans	None. Death occurs 10 to 20 years after symptom onset.
Marfan syndrome	Tall, slender build; thin, elongated arms and legs; and heart defects and eye abnormalities, especially of the lens. Excessive lengthening of the body results in a variety of skeletal defects.	Dominant	1 in 5,000 to 10,000 births	Correction of heart and eye defects is sometimes possible. Death from heart failure in young adulthood is common.
X-LINKED DISEASES				
Duchenne muscular dystrophy	Degenerative muscle disease. Abnormal gait, loss of ability to walk between 7 and 13 years of age.	Recessive	1 in 3,000 to 5,000 male births	None. Death from respiratory infection or weakening of the heart muscle usually occurs in adolescence.
Hemophilia	Blood fails to clot normally; can lead to severe internal bleeding and tissue damage.	Recessive	1 in 4,000 to 7,000 male births	Blood transfusions. Safety precautions to prevent injury.
Diabetes insipidus	Insufficient production of the hormone vasopressin results in excessive thirst and urination. Dehydration can cause central nervous system damage.	Recessive	1 in 2,500 male births	Hormone replacement.

Note: For recessive disorders listed, carrier status can be detected in prospective parents through a blood test or genetic analyses. For all disorders listed, prenatal diagnosis is available (see page 56).
Sources: Kliegman et al., 2008; Lashley, 2007; McKusick, 2011.

As you can see, many disabilities and diseases are the product of recessive alleles. One of the most frequently occurring recessive disorders is *phenylketonuria,* or *PKU,* which affects the way the body breaks down proteins contained in many foods. Infants born with two recessive alleles lack an enzyme that converts one of the basic amino acids that make up proteins (phenylalanine) into a byproduct essential for body functioning (tyrosine). Without this enzyme, phenylalanine quickly builds to toxic levels that damage the central nervous system. By 1 year, infants with PKU are permanently mentally retarded.

Despite its potentially damaging effects, PKU provides an excellent illustration of the fact that inheriting unfavorable genes does not always lead to an untreatable condition. All U.S. states require that each newborn be given a blood test for PKU. If the disease is found, doctors place the baby on a diet low in phenylalanine. Children who receive this treatment nevertheless show mild deficits in certain cognitive skills, such as memory, planning, decision making, and problem solving, because even small amounts of phenylalanine interfere with brain functioning (DeRoche & Welsh, 2008). But as long as dietary treatment begins early and continues, children with PKU usually attain an average level of intelligence and have a normal lifespan.

In dominant–recessive inheritance, if we know the genetic makeup of the parents, we can predict the percentage of children in a family who are likely to display or carry a trait. Figure 2.3 illustrates this for PKU. For a child to inherit the condition, each parent must have a recessive allele.

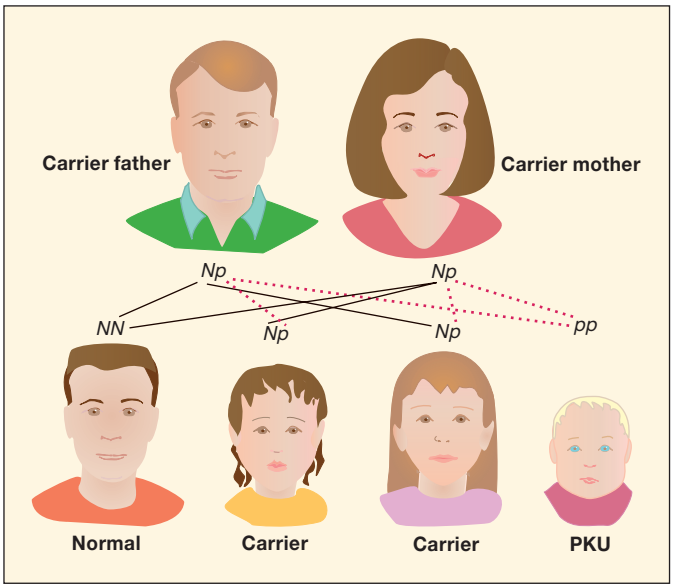

FIGURE 2.3 Dominant–recessive mode of inheritance, as illustrated by PKU. When both parents are heterozygous carriers of the recessive gene *(p),* we can predict that 25 percent of their offspring are likely to be normal *(NN),* 50 percent are likely to be carriers *(Np),* and 25 percent are likely to inherit the disorder *(pp).* Notice that the PKU-affected child, in contrast to his siblings, has light hair. The recessive gene for PKU affects more than one trait. It also leads to fair coloring.

Only rarely are serious diseases due to dominant alleles. Think about why this is so. Children who inherit the dominant allele always develop the disorder. They seldom live long enough to reproduce, so the harmful dominant allele is eliminated from the family's heredity in a single generation. Some dominant disorders, however, do persist. One is *Huntington disease,* a condition in which the central nervous system degenerates. Why has this disorder endured? Its symptoms usually do not appear until age 35 or later, after the person has passed the dominant gene to his or her children.

Incomplete Dominance. In some heterozygous circumstances, the dominant–recessive relationship does not hold completely. Instead, we see **incomplete dominance,** a pattern of inheritance in which both alleles are expressed in the phenotype, resulting in a combined trait, or one that is intermediate between the two.

The *sickle cell trait,* a heterozygous condition present in many black Africans, provides an example. *Sickle cell anemia* (see Table 2.3) occurs in full form when a child inherits two recessive genes. They cause the usually round red blood cells to become sickle (crescent-moon) shaped, especially under low-oxygen conditions. The sickled cells clog the blood vessels and block the flow of blood, causing intense pain, swelling, and tissue damage. Despite medical advances that today allow 85 percent of affected children to survive to adulthood, North Americans with sickle cell anemia have an average life expectancy of only 55 years (Driscoll, 2007). Heterozygous individuals are protected from the disease under most circumstances. However, when they experience oxygen deprivation—for example, at high altitudes or after intense physical exercise—the single recessive allele asserts itself, and a temporary, mild form of the illness occurs.

The sickle cell allele is common among black Africans for a special reason. Carriers of it are more resistant to malaria than are individuals with two alleles for normal red blood cells. In Africa, where malaria is common, these carriers survived and reproduced more frequently than others, leading the gene to be maintained in the black population. But in regions of the world where the risk of malaria is low, the frequency of the gene is declining. For example, only 8 percent of African Americans are carriers, compared with 20 percent of black Africans (National Center for Biotechnology Information, 2007).

X-Linked Inheritance. Males and females have an equal chance of inheriting recessive disorders carried on the autosomes, such as PKU and sickle cell anemia. But when a harmful allele is carried on the X chromosome, **X-linked inheritance** applies. Males are more likely to be affected because their sex chromosomes do not match. In females, any recessive allele on one X chromosome has a good chance of being suppressed by a dominant allele on the other X. But the Y chromosome is only about one-third as long and therefore lacks many corresponding genes to override those on the X. A well-known example is *hemophilia,* a disorder in which the blood fails to clot normally.

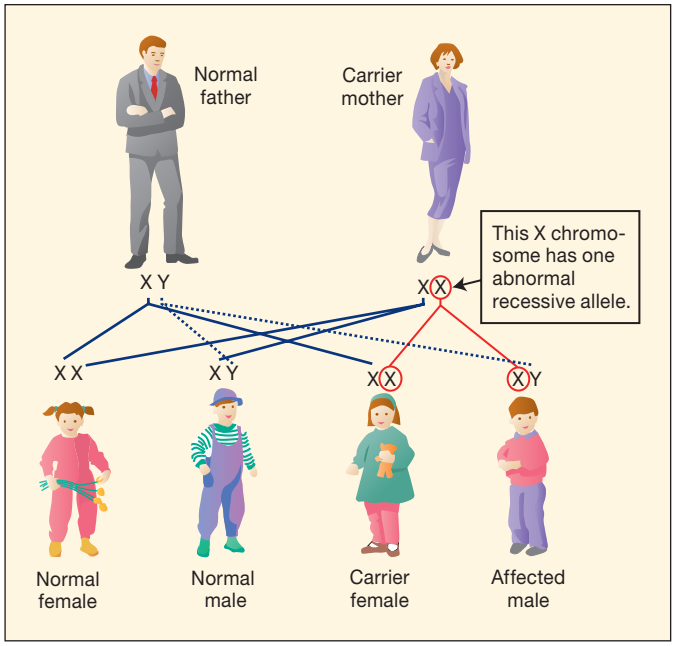

FIGURE 2.4 X-linked inheritance. In the example shown here, the allele on the father's X chromosome is normal. The mother has one normal and one abnormal recessive allele on her X chromosomes. By looking at the possible combinations of the parents' alleles, we can predict that 50 percent of these parents' male children are likely to have the disorder and 50 percent of their female children are likely to be carriers of it.

Figure 2.4 shows its greater likelihood of inheritance by male children whose mothers carry the abnormal allele.

Besides X-linked disorders, many sex differences reveal the male to be at a disadvantage. Rates of miscarriage, infant and childhood deaths, birth defects, learning disabilities, behavior disorders, and mental retardation all are higher for boys (Butler & Meaney, 2005). It is possible that these sex differences can be traced to the genetic code. The female, with two X chromosomes, benefits from a greater variety of genes. Nature, however, seems to have adjusted for the male's disadvantage. Worldwide, about 106 boys are born for every 100 girls, and judging from miscarriage and abortion statistics, an even greater number of males are conceived (United Nations, 2011).

Nevertheless, in recent decades the proportion of male births has declined in many industrialized countries, including the United States, Canada, and European nations (Jongbloet et al., 2001). Some researchers attribute the trend to a rise in stressful living conditions, which heighten spontaneous abortions, especially of male fetuses (Catalano et al., 2010). In support of this hypothesis, a California study spanning the decade of the 1990s revealed that the percentage of male fetal deaths increased in months in which unemployment (a major stressor) also rose above its typical level (Catalano et al., 2009).

Genomic Imprinting. More than 1,000 human characteristics follow the rules of dominant–recessive and incomplete-dominance inheritance (McKusick, 2011). In these cases, whichever parent contributes a gene to the new individual, the gene responds in the same way. Geneticists, however, have identified some exceptions. In **genomic imprinting,** alleles are *imprinted,* or chemically *marked,* so that one pair member (either the mother's or the father's) is activated, regardless of its makeup (Hirasawa & Feil, 2010). The imprint is often temporary; it may be erased in the next generation, and it may not occur in all individuals.

Imprinting helps us understand certain puzzling genetic patterns. For example, children are more likely to develop diabetes if their father, rather than their mother, suffers from it. And people with asthma or hay fever tend to have mothers, not fathers, with the illness. Imprinting is involved in several childhood cancers and in *Prader-Willi syndrome,* a disorder with symptoms of mental retardation and severe obesity (Butler, 2009). It may also explain why Huntington disease, when inherited from the father, tends to emerge at an earlier age and to progress more rapidly (Gropman & Adams, 2007).

Genomic imprinting can also operate on the sex chromosomes, as *fragile X syndrome*—the most common inherited cause of mental retardation—reveals. In this disorder, which affects about 1 in 4,000 males and 1 in 6,000 females, an abnormal repetition of a sequence of DNA bases occurs on the X chromosome, damaging a particular gene. About 25 to 30 percent of individuals with fragile X syndrome also have symptoms of *autism,* a serious disorder usually diagnosed in early childhood that involves impaired social interaction, delayed or absent language and communication, and repetitive motor behavior (Schwarte, 2008). The defective gene at the fragile site is expressed only when it is passed from mother to child (Hagerman et al., 2009). Because the disorder is X-linked, males are more severely affected.

Mutation. Although less than 3 percent of pregnancies result in the birth of a baby with a hereditary abnormality, these children account for about 20 percent of infant deaths and contribute substantially to lifelong impaired physical and mental functioning (U.S. Department of Health and Human Services, 2010a). How are harmful genes created in the first place? The answer is **mutation,** a sudden but permanent change in a segment of DNA. A mutation may affect only one or two genes, or it may involve many genes, as in the chromosomal disorders we will discuss shortly. Some mutations occur spontaneously, simply by chance. Others are caused by hazardous environmental agents.

Although nonionizing forms of radiation—electromagnetic waves and microwaves—have no demonstrated impact on DNA, ionizing (high-energy) radiation is an established cause of mutation. Women who receive repeated doses before conception are more likely to miscarry or to give birth to children with hereditary defects. The incidence of genetic abnormalities, such as physical malformations and childhood cancer, is also higher in children whose fathers are exposed to radiation in their occupation. However, infrequent and mild exposure to radiation does not cause genetic damage (Jacquet, 2004). Rather, high doses over a long period impair DNA.

The examples just given illustrate *germline mutation,* which takes place in the cells that give rise to gametes. When the affected individual mates, the defective DNA is passed on to the next generation. In a second type, called *somatic mutation,* normal body cells mutate, an event that can occur at any time of life. The DNA defect appears in every cell derived from the affected body cell, eventually becoming widespread enough to cause disease (such as cancer) or disability.

It is easy to see how disorders that run in families can result from germline mutation. But somatic mutation may be involved in these disorders as well. Some people harbor a genetic susceptibility that causes certain body cells to mutate easily in the presence of triggering events (Weiss, 2005). This helps explain why some individuals develop serious illnesses as a result of smoking, exposure to pollutants, or psychological stress, while others do not.

Somatic mutation shows that each of us does not have a single, permanent genotype. Rather, the genetic makeup of each cell can change over time. Somatic mutation increases with age, raising the possibility that it contributes to the age-related rise in disease and to the aging process itself (Salvioli et al., 2008).

Finally, although virtually all mutations that have been studied are harmful, some spontaneous ones (such as the sickle cell allele in malaria-ridden regions of the world) are necessary and desirable. By increasing genetic variation, they help individuals adapt to unexpected environmental challenges. Scientists, however, seldom go looking for mutations that underlie favorable traits, such as an exceptional talent or sturdy immune system. They are far more concerned with identifying and eliminating unfavorable genes that threaten health and survival.

Polygenic Inheritance. So far, we have discussed patterns of inheritance in which people either display a particular trait or do not. These cut-and-dried individual differences are much easier to trace to their genetic origins than are characteristics that vary on a continuum among people, such as height, weight, intelligence, and personality. These traits are due to **polygenic inheritance,** in which many genes influence the characteristic in question. Polygenic inheritance is complex, and much about it is still unknown. In the final section of this chapter, we will discuss how researchers infer the influence of heredity on human attributes when they do not know the precise patterns of inheritance.

Chromosomal Abnormalities

Besides harmful recessive alleles, abnormalities of the chromosomes are a major cause of serious developmental problems. Most chromosomal defects result from mistakes occurring during meiosis, when the ovum and sperm are formed. A chromosome pair does not separate properly, or part of a chromosome breaks off. Because these errors involve far more DNA than problems due to single genes, they usually produce many physical and mental symptoms.

Down Syndrome. The most common chromosomal disorder, occurring in 1 out of every 770 live births, is *Down syndrome*. In 95 percent of cases, it results from a failure of the twenty-first pair of chromosomes to separate during meiosis, so the new individual receives three of these chromosomes rather than the normal two. For this reason, Down syndrome is sometimes called *trisomy 21.* In other, less frequent forms, an extra broken piece of a twenty-first chromosome is attached to another chromosome (called *translocation* pattern). Or an error occurs during the early stages of mitosis, causing some but not all body cells to have the defective chromosomal makeup (called *mosaic* pattern) (U.S. Department of Health and Human Services, 2012a). Because the mosaic type involves less genetic material, symptoms may be less extreme.

The consequences of Down syndrome include mental retardation, memory and speech problems, limited vocabulary, and slow motor development. Affected individuals also have distinct physical features—a short, stocky build, a flattened face, a protruding tongue, almond-shaped eyes, and (in 50 percent of cases) an unusual crease running across the palm of the hand. In addition, infants with Down syndrome are often born with eye cataracts, hearing loss, and heart and intestinal defects (U.S. Department of Health and Human Services, 2012a). Because of medical advances, fewer individuals with Down syndrome die early than was the case in the past. Many survive into their fifties and a few into their sixties to eighties. However, more than half of affected individuals who live past age 40 show symptoms of *Alzheimer's disease,* the most common form of dementia (Wiseman et al., 2009). Genes on chromosome 21 are linked to this disorder.

© ROBIN NELSON/PHOTOEDIT

Despite impaired development, this toddler with Down syndrome benefits from growing up in a stimulating, caring environment. As his physical therapist engages him in water play, he benefits intellectually, physically, and emotionally.

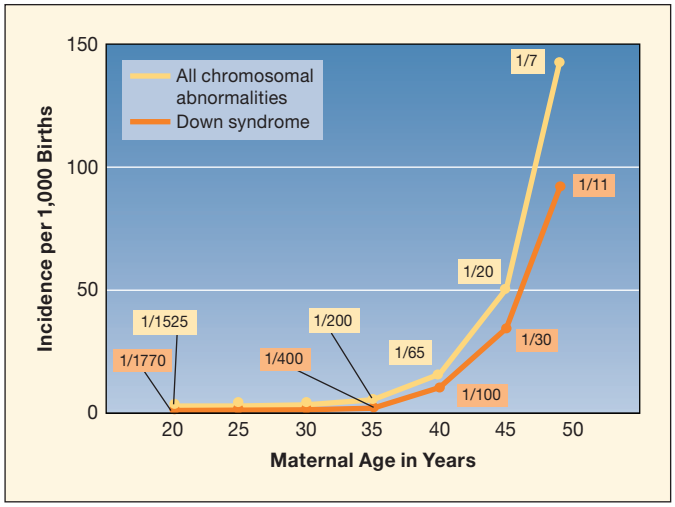

FIGURE 2.5 Risk of Down syndrome and all chromosomal abnormalities by maternal age. Risk rises sharply after age 35. (From R. L. Schonberg & C. J. Tifft, 2007, "Birth Defects and Prenatal Diagnosis," from *Children with Disabilities*, 6/e, M. L. Batshaw, L. Pellegrino, & N. J. Roizen, editors, p. 85. Baltimore: Paul H. Brookes Publishing Co, Inc. Adapted by permission.)

Infants with Down syndrome smile less readily, show poor eye-to-eye contact, have weak muscle tone, and explore objects less persistently (Slonims & McConachie, 2006). But when parents encourage them to engage with their surroundings, Down syndrome children develop more favorably. They also benefit from infant and preschool intervention programs, although emotional, social, and motor skills improve more than intellectual performance (Carr, 2002). Clearly, environmental factors affect how well children with Down syndrome fare.

As Figure 2.5 shows, the risk of bearing a Down syndrome baby rises dramatically with maternal age. But exactly why older mothers are more likely to release ova with meiotic errors is not yet known (Martin, 2008). In about 5 to 10 percent of cases, the extra genetic material originates with the father. Some studies suggest a role for advanced paternal age, while others show no age effects (De Souza, Alberman, & Morris, 2009; Dzurova & Pikhart, 2005; Sherman et al., 2005).

Abnormalities of the Sex Chromosomes. Disorders of the autosomes other than Down syndrome usually disrupt development so severely that miscarriage occurs. When such babies are born, they rarely survive beyond early childhood. In contrast, sex chromosome disorders often are not recognized until adolescence when, in some deviations, puberty is delayed. The most common problems involve the presence of an extra chromosome (either X or Y) or the absence of one X in females.

Research has discredited a variety of myths about individuals with sex chromosome disorders. For example, males with *XYY syndrome* are not necessarily more aggressive and antisocial than XY males. And most children with sex chromosome disorders do not suffer from mental retardation. Rather, their intellectual problems are usually very specific. Verbal difficulties—for example, with reading and vocabulary—are common among girls with *triple X syndrome* and boys with *Klinefelter syndrome,* both of whom inherit an extra X chromosome. In contrast, girls with *Turner syndrome,* who are missing an X, have trouble with spatial relationships—for example, drawing pictures, telling right from left, following travel directions, and noticing changes in facial expressions (Kesler, 2007; Lawrence et al., 2003; J. L. Simpson et al., 2003). Brain-imaging evidence confirms that adding to or subtracting from the usual number of X chromosomes alters the development of certain brain structures, yielding particular intellectual deficits (Cutter et al., 2006; Itti et al., 2006).

ASK YOURSELF

REVIEW Cite evidence indicating that both heredity and environment contribute to the development of individuals with PKU and Down syndrome.

REVIEW Using your knowledge of X-linked inheritance, explain why males are more vulnerable than females to miscarriage, infant death, genetic disorders, and other problems.

CONNECT Referring to ecological systems theory (Chapter 1, pages 24–27), explain why parents of children with genetic disorders often experience increased stress. What factors, within and beyond the family, can help these parents support their children's development?

APPLY Gilbert's genetic makeup is homozygous for dark hair. Jan's is homozygous for blond hair. What proportion of their children are likely to be dark-haired? Explain.

Reproductive Choices

Two years after they married, Ted and Marianne gave birth to their first child. Kendra appeared to be a healthy infant, but by 4 months her growth had slowed, and she was diagnosed with Tay-Sachs disease (see Table 2.3 on page 49). When Kendra died at 2 years of age, Ted and Marianne were devastated. Although they did not want to bring another infant into the world who would endure such suffering, they badly wanted to have a child.

In the past, many couples with genetic disorders in their families chose not to bear a child at all rather than risk the birth of an abnormal baby. Today, genetic counseling and prenatal diagnosis help people make informed decisions about conceiving, carrying a pregnancy to term, or adopting a child.

Genetic Counseling

Genetic counseling is a communication process designed to help couples assess their chances of giving birth to a baby with a hereditary disorder and choose the best course of action in view of risks and family goals (Resta et al., 2006). Individuals

Social Issues: Health

The Pros and Cons of Reproductive Technologies

Some couples decide not to risk pregnancy because of a history of genetic disease. Many others—in fact, one-sixth of all couples who try to conceive—discover that they are infertile. And some never-married adults and gay and lesbian partners want to bear children. Today, increasing numbers of individuals are turning to alternative methods of conception—technologies that, although they fulfill the wish for parenthood, have become the subject of heated debate.

Donor Insemination and In Vitro Fertilization

For several decades, *donor insemination*—injection of sperm from an anonymous man into a woman—has been used to overcome male reproductive difficulties. In recent years, it has also permitted women without a male partner to become pregnant. Donor insemination is 70 to 80 percent successful, resulting in about 40,000 deliveries and 52,000 newborn babies in the United States each year (Wright et al., 2008).

In vitro fertilization is another reproductive technology that has become increasingly common. Since the first "test tube" baby was born in England in 1978, 1 percent of all children in developed countries—about 60,000 babies in the United States—have been conceived through this technique annually (Centers for Disease Control and Prevention, 2011e). With in vitro fertilization, a woman is given hormones that stimulate the ripening of several ova. These are removed surgically and placed in a dish of nutrients, to which sperm are added. Once an ovum is fertilized and begins to duplicate into several cells, it is injected into the mother's uterus.

By mixing and matching gametes, pregnancies can be brought about when either or both partners have a reproductive problem. Usually, in vitro fertilization is used to treat women whose fallopian tubes are permanently damaged. But a recently developed technique permits a single sperm to be injected directly into an ovum, thereby overcoming most male fertility problems. And a "sex sorter" method helps ensure that couples who carry X-linked diseases (which usually affect males) have a daughter. Fertilized ova and sperm can even be frozen and stored in embryo banks for use at some future time, thereby guaranteeing healthy zygotes should age or illness lead to fertility problems.

The overall success rate of in vitro fertilization is about 35 percent. However, success declines steadily with age, from 40 percent in women younger than age 35 to 8 percent in women age 43 and older (Pauli et al., 2009).

Children conceived through these methods may be genetically unrelated to one or both of their parents. In addition, most parents who have used in vitro fertilization do not tell their children about their origins. Does lack of genetic ties or secrecy surrounding these techniques interfere with parent–child relationships? Perhaps because of a strong desire for parenthood, caregiving is actually somewhat warmer for young children conceived through donor insemination or in vitro fertilization. Also, in vitro infants are as securely attached to their parents, and in vitro children and adolescents as well-adjusted, as their counterparts who were naturally conceived (Golombok et al., 2004; Punamaki, 2006; Wagenaar et al., 2011).

Although reproductive technologies have many benefits, serious questions have arisen about their use. In many countries, including the United States, doctors are not required to keep records of donor characteristics, though information about the child's genetic background might be crucial in the case of serious disease (Adamson, 2005). Another concern is that the in vitro "sex sorter" method will lead to parental sex selection, thereby eroding the moral value that boys and girls are equally precious.

Furthermore, about 50 percent of in vitro procedures result in multiple births. Most are twins, but 9 percent are triplets and higher-order multiples. Consequently, among in vitro babies, the rate of low birth weight is nearly three times as high as in the general population (Wright et al., 2008). Risk of major birth defects also doubles because of many factors, including drugs used to induce ripening of ova and delays in fertilizing the ova outside the womb (Machin, 2005; Neri, Takeuchi, & Palermo, 2008). In sum, in vitro fertilization poses greater risks than natural conception to infant survival and healthy development.

Surrogate Motherhood

An even more controversial form of medically assisted conception is *surrogate motherhood.* In this procedure, in vitro fertilization may be used to impregnate a woman (called a surrogate) with a couple's fertilized ovum. Alternatively, sperm from a man whose partner is infertile may be used to inseminate the surrogate, who agrees to turn the baby over to the natural father. The child is then adopted by his partner. In both cases, the surrogate is paid a fee for her childbearing services.

likely to seek counseling are those who have had difficulties bearing children—for example, repeated miscarriages—or who know that genetic problems exist in their families. In addition, women who delay childbearing past age 35 are often candidates for genetic counseling. After this time, the overall rate of chromosomal abnormalities rises sharply (refer again to Figure 2.5). But because younger mothers give birth in far greater numbers than older mothers, they bear the majority of babies with genetic defects. Therefore, some experts argue that maternal needs, not age, should determine referral for genetic counseling (Berkowitz, Roberts, & Minkoff, 2006).

If a family history of mental retardation, psychological disorders, physical defects, or inherited diseases exists, the genetic counselor interviews the couple and prepares a *pedigree,*

Although most of these arrangements proceed smoothly, those that end up in court highlight serious risks for all concerned. In one case, both parties rejected the infant with severe disabilities who resulted from the pregnancy. In several others, the surrogate mother wanted to keep the baby, or the couple changed their mind during the pregnancy. These children came into the world in the midst of conflict that threatened to last for years.

Because surrogacy usually involves the wealthy as contractors for infants and the less economically advantaged as surrogates, it may promote exploitation of financially needy women. In addition, most surrogates already have children of their own, and knowledge that their mother would give away a baby may cause these children to worry about the security of their own family circumstances.

GETTY IMAGES

Fertility drugs and in vitro fertilization often result in multiple births. These quadruplets are healthy, but babies born with the aid of reproductive technologies are at high risk for low birth weight and major birth defects.

New Reproductive Frontiers

Reproductive technologies are evolving faster than societies can weigh the ethics of these procedures. Doctors have used donor ova from younger women in combination with in vitro fertilization to help postmenopausal women become pregnant. Most recipients are in their forties, but several women in their fifties and sixties, and a few at age 70, have given birth. These cases raise questions about bringing children into the world whose parents may not live to see them reach adulthood. Based on U.S. life expectancy data, 1 in 3 mothers and 1 in 2 fathers having a baby at age 55 will die before their child enters college (U.S. Census Bureau, 2012).

Currently, experts are debating other reproductive options. At donor banks, customers can select ova or sperm on the basis of physical characteristics and even IQ. And scientists are devising ways to alter the DNA of human ova, sperm, and embryos to protect against hereditary disorders—techniques that could be used to engineer other desired characteristics. Many worry that these practices are dangerous steps toward selective breeding through "designer babies"—controlling offspring characteristics by manipulating genetic makeup.

Although new reproductive technologies permit many barren couples to rear healthy newborn babies, laws are needed to regulate such practices. In Australia, New Zealand, Sweden, and Switzerland, individuals conceived with donated gametes have a right to information about their genetic origins (Frith, 2001). Pressure from those working in the field of assisted reproduction may soon lead to a similar policy in the United States. Australia, Canada, and the Netherlands prohibit any genetic alteration of human gametes, with other nations following suit (Isasi, Nguyen, & Knoppers, 2006). But some scientists argue that this total ban is too restrictive because it interferes with serving therapeutic needs.

In the case of surrogate motherhood, the ethical problems are so complex that 11 U.S. states and the District of Columbia have sharply restricted the practice (Human Rights Campaign, 2008). Australia, Canada, and many European nations have banned it, arguing that the status of a baby should not be a matter of commercial arrangement. Denmark, France, and Italy have prohibited in vitro fertilization for women past menopause. At present, little is known about the psychological consequences of being a product of these procedures. Research on how such children grow up, including later-appearing medical conditions and knowledge and feelings about their origins, is important for weighing the pros and cons of these techniques.

a picture of the family tree in which affected relatives are identified. The pedigree is used to estimate the likelihood that parents will have an abnormal child, using the genetic principles discussed earlier in this chapter. For many disorders, molecular genetic analyses (in which DNA is examined) can reveal whether the parent is a carrier of the harmful gene. Carrier detection is possible for all the recessive diseases listed in Table 2.3 on page 49, as well as others, and for fragile X syndrome.

When all the relevant information is in, the genetic counselor helps people consider appropriate options. These include taking a chance and conceiving, choosing from among a variety of reproductive technologies (see the Social Issues: Health box above), or adopting a child.

Prenatal Diagnosis and Fetal Medicine

If couples who might bear an abnormal child decide to conceive, several **prenatal diagnostic methods**—medical procedures that permit detection of developmental problems before birth—are available (see Table 2.4). Women of advanced maternal age are prime candidates for *amniocentesis* or *chorionic villus sampling*. Except for *maternal blood analysis,* however, prenatal diagnosis should not be used routinely because of injury risks to the developing organism.

Prenatal diagnosis has led to advances in fetal medicine. For example, by inserting a needle into the uterus, doctors can administer drugs to the fetus. Surgery has been performed to repair such problems as heart, lung, and diaphragm malformations, urinary tract obstructions, and neural defects. Fetuses with blood disorders have been given blood transfusions. And those with immune deficiencies have received bone marrow transplants that succeeded in creating a normally functioning immune system (Deprest et al., 2010).

These techniques frequently result in complications, the most common being premature labor and miscarriage (Schonberg & Tifft, 2007). Yet parents may be willing to try almost any option, even one with only a slim chance of success. Currently, the medical profession is struggling with how to help parents make informed decisions about fetal surgery.

Advances in *genetic engineering* also offer hope for correcting hereditary defects. As part of the Human Genome Project—an ambitious international research program aimed at deciphering the chemical makeup of human genetic material (genome)—researchers have mapped the sequence of all human DNA base pairs. Using that information, they are "annotating" the genome—identifying all its genes and their functions, including their protein products and what these products do. A major goal is to understand the estimated 4,000 human disorders, those due to single genes and those resulting from a complex interplay of multiple genes and environmental factors.

TABLE 2.4 Prenatal Diagnostic Methods

METHOD	DESCRIPTION
Amniocentesis	The most widely used technique. A hollow needle is inserted through the abdominal wall to obtain a sample of fluid in the uterus. Cells are examined for genetic defects. Can be performed by the 14th week after conception; 1 to 2 more weeks are required for test results. Small risk of miscarriage.
Chorionic villus sampling	A procedure that can be used if results are desired or needed very early in pregnancy. A thin tube is inserted into the uterus through the vagina, or a hollow needle is inserted through the abdominal wall. A small plug of tissue is removed from the end of one or more chorionic villi, the hairlike projections on the chorion, the membrane surrounding the developing organism. Cells are examined for genetic defects. Can be performed at 9 weeks after conception; results are available within 24 hours. Entails a slightly greater risk of miscarriage than amniocentesis. Also associated with a small risk of limb deformities, which increases the earlier the procedure is performed.
Fetoscopy	A small tube with a light source at one end is inserted into the uterus to inspect the fetus for defects of the limbs and face. Also allows a sample of fetal blood to be obtained, permitting diagnosis of such disorders as hemophilia and sickle cell anemia, as well as neural defects (see below). Usually performed between 15 and 18 weeks after conception but can be done as early as 5 weeks. Entails some risk of miscarriage.
Ultrasound	High-frequency sound waves are beamed at the uterus; their reflection is translated into a picture on a video screen that reveals the size, shape, and placement of the fetus. By itself, permits assessment of fetal age, detection of multiple pregnancies, and identification of gross physical defects. Also used to guide amniocentesis, chorionic villus sampling, and fetoscopy. Sometimes combined with magnetic resonance imaging (see page 123 in Chapter 4) to detect physical abnormalities with greater accuracy. When used five or more times, may increase the chances of low birth weight.
Maternal blood analysis	By the second month of pregnancy, some of the developing organism's cells enter the maternal bloodstream. An elevated level of alpha-fetoprotein may indicate kidney disease, abnormal closure of the esophagus, or neural tube defects, such as anencephaly (absence of most of the brain) and spina bifida (bulging of the spinal cord from the spinal column). Isolated cells can be examined for genetic defects.
Ultrafast magnetic resonance imaging (MRI)	Sometimes used as a supplement to ultrasound, where brain or other abnormalities are detected and MRI can provide greater diagnostic accuracy. The ultrafast technique overcomes image blurring due to fetal movements. No evidence of adverse effects.
Preimplantation genetic diagnosis	After in vitro fertilization and duplication of the zygote into a cluster of about 8 to 10 cells, 1 or 2 cells are removed and examined for hereditary defects. Only if that sample is free of detectable genetic disorders is the fertilized ovum implanted in the woman's uterus.

Sources: Hahn & Chitty, 2008; Jokhi & Whitby, 2011; Kumar & O'Brien, 2004; Moore, Persaud, & Torchia, 2013; Sermon, Van Steirteghem, & Liebaers, 2004.

Applying What We Know

Steps Prospective Parents Can Take Before Conception to Increase the Chances of a Healthy Baby

Recommendation	Explanation
Arrange for a physical exam.	A physical exam before conception permits detection of diseases and other medical problems that might reduce fertility, be difficult to treat during pregnancy, or affect the developing organism.
Consider your genetic makeup.	Find out if anyone in your family has had a child with a genetic disease or disability. If so, seek genetic counseling before conception.
Reduce or eliminate toxins under your control.	Because the developing organism is highly sensitive to damaging environmental agents during the early weeks of pregnancy (see Chapter 3), couples trying to conceive should avoid drugs, alcohol, cigarette smoke, radiation, pollution, chemical substances in the home and workplace, and infectious diseases. Furthermore, they should stay away from ionizing radiation and some industrial chemicals that are known to cause mutations.
Ensure proper nutrition.	A doctor-recommended vitamin–mineral supplement, begun before conception, helps prevent many prenatal problems. It should include folic acid, which reduces the chances of neural tube defects, prematurity, and low birth weight (see Chapter 3, page 92).
Consult your doctor after 12 months of unsuccessful efforts at conception.	Long periods of infertility may be due to undiagnosed spontaneous abortions, which can be caused by genetic defects in either partner. If a physical exam reveals a healthy reproductive system, seek genetic counseling.

© ELLEN B. SENISI PHOTOGRAPHY

This 10-year-old has Duchenne muscular dystrophy, a hereditary degenerative muscle disease that is likely to lead to early death. In the future, such children may benefit from gene-based treatments for hereditary disorders.

Already, thousands of genes have been identified, including those involved in hundreds of diseases, such as cystic fibrosis; Duchenne muscular dystrophy; Huntington disease; Marfan syndrome; heart, digestive, blood, eye, and nervous system abnormalities; and many forms of cancer (National Institutes of Health, 2012). As a result, new treatments are being explored, such as *gene therapy*—correcting genetic abnormalities by delivering DNA carrying a functional gene to the cells. In recent experiments, gene therapy relieved symptoms in hemophilia patients and in patients with severe immune system dysfunction. A few, however, experienced serious side effects (Gillet et al., 2009). In another approach, called *proteomics,* scientists modify gene-specified proteins involved in biological aging and disease (Van Eyk & Dunn, 2008).

Genetic treatments seem some distance in the future for most single-gene defects, however, and even farther off for diseases involving multiple genes that combine in complex ways with each other and the environment. Applying What We Know above summarizes steps that prospective parents can take before conception to protect the genetic health of their child.

Adoption

Adults who are infertile, who are likely to pass along a genetic disorder, or who are older and single but want a family are turning to adoption in increasing numbers. Those who have children by birth, too, sometimes choose to expand their families through adoption. Adoption agencies try to ensure a good fit

COURTESY OF THE MCSHANE FAMILY

Memuna, adopted at age 6, and her American parents and siblings visit Memuna's extended family in Sierra Leone. Several years earlier, civil-war militia attacks took the lives of Memuna's birth parents. Her adoptive parents are helping her forge an identity that blends her Sierra Leone and U.S backgrounds.

by seeking parents of the same ethnic and religious background as the child and, where possible, trying to choose parents who are the same age as typical biological parents. Because the availability of healthy babies has declined (fewer young unwed mothers give up their babies than in the past), more people in North America and Western Europe are adopting from other countries or accepting children who are past infancy or who have known developmental problems (Schweiger & O'Brien, 2005).

Adopted children and adolescents—whether or not they are born in their adoptive parents' country—tend to have more learning and emotional difficulties than other children, a difference that increases with the child's age at time of adoption (van den Dries et al., 2009; van IJzendoorn, Juffer, & Poelhuis, 2005; Verhulst, 2008). Various explanations exist for adoptees' more problematic childhoods. The biological mother may have been unable to care for the child because of problems believed to be partly genetic, such as alcoholism or severe depression, and may have passed this tendency to her offspring. Or perhaps she experienced stress, poor diet, or inadequate medical care during pregnancy—factors that can affect the child (as we will see in Chapter 3). Furthermore, children adopted after infancy often have a preadoptive history of conflict-ridden family relationships, lack of parental affection, neglect and abuse, or deprived institutional rearing. Finally, adoptive parents and children, who are genetically unrelated, are less alike in intelligence and personality than are biological relatives—differences that may threaten family harmony.

Despite these risks, most adopted children fare well, and those with preexisting problems usually make rapid progress (Arcus & Chambers, 2008; Bimmel et al., 2003). In a study of internationally adopted children in the Netherlands, sensitive maternal care and secure attachment in infancy predicted cognitive and social competence at age 7 (Stams, Juffer, & van IJzendoorn, 2002). And children with troubled family histories who are adopted at older ages generally improve in feelings of trust and affection for their adoptive parents, as they come to feel loved and supported (Veríssimo & Salvaterra, 2006). As we will see in Chapter 4, however, later-adopted children—especially those with multiple early-life adversities—are more likely than their agemates to have persistent cognitive, emotional, and social problems.

By adolescence, adoptees' lives are often complicated by unresolved curiosity about their roots. Some have difficulty accepting the possibility that they may never know their birth parents. Others worry about what they would do if their birth parents suddenly reappeared. Adopted teenagers also face a more challenging process of defining themselves as they try to integrate aspects of their birth family and their adoptive family into their emerging identity. Nevertheless, the decision to search for birth parents is usually postponed until early adulthood, when marriage and childbirth may trigger it.

Despite concerns about their origins, most adoptees appear well-adjusted as adults. When parents have been warm, open, and supportive in their communication about adoption, their children typically forge a positive sense of self (Brodzinsky, 2011). And as long as their parents took steps to help them learn about their heritage in childhood, young people adopted into a different ethnic group or culture generally develop identities that are healthy blends of their birth and rearing backgrounds (Nickman et al., 2005; Thomas & Tessler, 2007).

As we conclude our discussion of reproductive choices, perhaps you are wondering how things turned out for Ted and Marianne. Through genetic counseling, Marianne discovered a history of Tay-Sachs disease on her mother's side of the family. Ted had a distant cousin who died of the disorder. The genetic

counselor explained that the chances of giving birth to another affected baby were 1 in 4. Ted and Marianne took the risk. Their son Douglas is now 12 years old. Although Douglas is a carrier of the recessive allele, he is a normal, healthy boy. In a few years, Ted and Marianne will tell Douglas about his genetic history and explain the importance of seeking genetic counseling and testing before he has children of his own.

ASK YOURSELF

REVIEW Why is genetic counseling called a *communication process?* Who should seek it?

CONNECT How does research on adoption reveal resilience? Which factor related to resilience (see Chapter 1, pages 10–11) is central in positive outcomes for adoptees?

APPLY Imagine that you must counsel a couple considering in vitro fertilization using donor ova to overcome infertility. What medical and ethical risks would you raise?

REFLECT Suppose you are a carrier of fragile X syndrome and want to have children. Would you choose pregnancy, adoption, or surrogacy? If you became pregnant, would you opt for prenatal diagnosis? Explain your decisions.

Environmental Contexts for Development

Just as complex as genetic inheritance is the surrounding environment—a many-layered set of influences that combine to help or hinder physical and psychological well-being. ***TAKE A MOMENT...*** Think back to your childhood, and jot down a brief description of events and people that you believe significantly influenced your development. Next, do the same for your adult life. Do the items on your list resemble those of my students, who mostly mention experiences that involve their families? This emphasis is not surprising, since the family is the first and longest-lasting context for development. Other influences that make most students' top ten are friends, neighbors, school, workplace, and community and religious organizations.

Return to Bronfenbrenner's ecological systems theory, discussed in Chapter 1. It emphasizes that environments extending beyond the *microsystem*—the immediate settings just mentioned—powerfully affect development. Indeed, my students rarely mention one important context. Its impact is so pervasive that we seldom stop to think about it in our daily lives. This is the *macrosystem,* or broad social climate of society—its values and programs that support and protect human development. All people need help with the demands of each period of the lifespan—through affordable housing and health care, safe neighborhoods, good schools, well-equipped recreational facilities, and high-quality child care and other services that permit them to meet both work and family responsibilities. And some people, because of poverty or individual tragedies, need considerably more help than others.

In the following sections, we take up these contexts for development. Because they affect every age and aspect of change, we will return to them in later chapters. For now, our discussion emphasizes that environments, as well as heredity, can enhance or create risks for development.

The Family

In power and breadth of influence, no other microsystem context equals the family. The family creates unique bonds among people. Attachments to parents and siblings are usually lifelong and serve as models for relationships in the wider world. Within the family, children learn the language, skills, and social and moral values of their culture. And people of all ages turn to family members for information, assistance, and pleasurable interaction. Warm, gratifying family ties predict physical and psychological health throughout development. In contrast, isolation or alienation from the family is often associated with developmental problems (Deković & Buist, 2005; Parke & Buriel, 2006).

Contemporary researchers view the family as a network of interdependent relationships (Bornstein & Sawyer, 2006; Bronfenbrenner & Morris, 2006). Recall from ecological systems theory that *bidirectional influences* exist in which the behaviors of each family member affect those of others. Indeed, the very term *system* implies that the responses of family members are related. These system influences operate both directly and indirectly.

Direct Influences. The next time you have a chance to observe family members interacting, watch carefully. You are likely to see that kind, patient communication evokes cooperative, harmonious responses, whereas harshness and impatience engender angry, resistive behavior. Each of these reactions, in turn, forges a new link in the interactive chain. In the first instance, a positive message tends to follow; in the second, a negative or avoidant one is likely.

LOOK AND LISTEN

Observe several parent–young child pairs in a context where parents are likely to place limits on children's behavior. How does quality of parent communication seem to influence the child's response? How does the child's response affect the parent's subsequent interaction? ●

These observations fit with a wealth of research on the family system. Studies of families of diverse ethnicities show that when parents are firm but warm, children tend to comply

© LAURA DWIGHT PHOTOGRAPHY

Family relationships are bidirectional, in that each member's behaviors affect those of others. This father's affectionate involvement evokes attentiveness and cooperation from his son, which promote further parental warmth and caring.

with their requests. And when children cooperate, their parents are likely to be warm and gentle in the future. In contrast, children whose parents discipline harshly and impatiently are likely to refuse and rebel. And because children's misbehavior is stressful, parents may increase their use of punishment, leading to more unruliness by the child (Stormshak et al., 2000; Whiteside-Mansell et al., 2003). This principle also applies to other two-person family relationships—siblings, marital partners, parent and adult child. In each case, the behavior of one family member helps sustain a form of interaction in the other that either promotes or undermines psychological well-being.

Indirect Influences. The impact of family relationships on development becomes even more complicated when we consider that interaction between any two members is affected by others present in the setting. Recall from Chapter 1 that Bronfenbrenner calls these indirect influences the effect of *third parties.*

Third parties can serve as supports for or barriers to development. For example, when a marital relationship is warm and considerate, mothers and fathers are more likely to engage in effective **coparenting,** mutually supporting each other's parenting behaviors. Such parents are warmer, praise and stimulate their children more, and nag and scold them less. Effective coparenting, in turn, fosters a positive marital relationship (Morrill et al., 2010). In contrast, parents whose marriage is tense and hostile often interfere with one another's child-rearing efforts, are less responsive to children's needs, and are more likely to criticize, express anger, and punish (Caldera & Lindsey, 2006; McHale et al., 2002b).

Children who are chronically exposed to angry, unresolved parental conflict have serious emotional problems resulting from disrupted emotional security (Cummings & Merrilees, 2010; Schacht, Cummings, & Davies, 2009). These include both *internalizing difficulties* (especially among girls), such as feeling worried and fearful and trying to repair their parents' relationship; and *externalizing difficulties* (especially among boys), including anger and aggression (Cummings, Goeke-Morey, & Papp, 2004). These child problems can further disrupt parents' marital relationship.

Yet even when third parties strain family ties, other members may help restore effective interaction. Grandparents, for example, can promote children's development both directly, by responding warmly to the child, and indirectly, by providing parents with child-rearing advice, models of child-rearing skill, and even financial assistance. Of course, as with any indirect influence, grandparents can sometimes be harmful. When relations between grandparents and parents are quarrelsome, parent–child communication may suffer.

Adapting to Change. Think back to the *chronosystem* in Bronfenbrenner's theory (see page 25 in Chapter 1). The interplay of forces within the family is dynamic and ever-changing. Important events, such as the birth of a baby, a change of jobs, or the addition to the household of an elderly parent in declining health, create challenges that modify existing relationships. The way such events affect family interaction depends on the support other family members provide and on the developmental status of each participant. For example, the arrival of a new baby prompts very different reactions in a toddler than in a school-age child. And caring for an ill elderly parent is more stressful for a middle-aged adult still rearing children than for an adult of the same age who has no child-rearing responsibilities.

Historical time period also contributes to a dynamic family system. In recent decades, a declining birth rate, a high divorce rate, expansion of women's roles, and postponement of parenthood have led to a smaller family size. This, combined with a longer lifespan, means that more generations are alive, with fewer members in the youngest ones, leading to a "top-heavy" family structure. Young people today are more likely to have older relatives than at any time in history—a circumstance that

can be enriching as well as a source of tension. In sum, as this complex intergenerational system moves through time, relationships are constantly revised as members adjust to their own and others' development as well as to external pressures.

Nevertheless, some general patterns in family functioning do exist. In the United States and other industrialized nations, one important source of these consistencies is socioeconomic status.

Socioeconomic Status and Family Functioning

People in industrialized nations are stratified on the basis of what they do at work and how much they earn for doing it—factors that determine their social position and economic well-being. Researchers assess a family's standing on this continuum through an index called **socioeconomic status (SES),** which combines three related, but not completely overlapping, variables: (1) years of education and (2) the prestige of one's job and the skill it requires, both of which measure social status; and (3) income, which measures economic status. As SES rises and falls, people face changing circumstances that profoundly affect family functioning.

SES is linked to timing of marriage and parenthood and to family size. People who work in skilled and semiskilled manual occupations (for example, construction workers, truck drivers, and custodians) tend to marry and have children earlier as well as give birth to more children than people in professional and technical occupations. The two groups also differ in values and expectations. For example, when asked about personal qualities they desire for their children, lower-SES parents tend to emphasize external characteristics, such as obedience, politeness, neatness, and cleanliness. In contrast, higher-SES parents emphasize psychological traits, such as curiosity, happiness, self-direction, and cognitive and social maturity (Duncan & Magnuson, 2003; Hoff, Laursen, & Tardif, 2002; Tudge et al., 2000).

These differences are reflected in family interaction. Parents higher in SES talk to, read to, and otherwise stimulate their infants and preschoolers more. With older children and adolescents, they use more warmth, explanations, and verbal praise; set higher academic and other developmental goals; and allow their children to make more decisions. Commands ("You do that because I told you to"), criticism, and physical punishment all occur more often in low-SES households (Bush & Peterson, 2008; Mandara et al., 2009).

Education contributes substantially to these variations in child rearing. Higher-SES parents' interest in providing verbal stimulation and nurturing inner traits is supported by years of schooling, during which they learned to think about abstract, subjective ideas and, thus, to invest in their children's cognitive and social development (Mistry et al., 2008; Vernon-Feagins et al., 2008). At the same time, greater economic security enables parents to devote more time, energy, and material resources to fostering their children's psychological characteristics (Cheadle & Amato, 2011; Votruba-Drzal, 2003). In contrast, high levels of stress sparked by economic insecurity contribute to low-SES parents' reduced provision of stimulating interaction and activities as well as greater use of coercive discipline (Chin & Phillips, 2004; Conger & Donnellan, 2007). Because of limited education and low social status, many lower-SES parents feel a sense of powerlessness in their relationships beyond the home. At work, for example, they must obey rules of others in positions of authority. When they get home, their parent–child interaction seems to duplicate these experiences—but now they are in authority. Higher-SES parents, in contrast, typically have more control over their own lives. At work, they are used to making independent decisions and convincing others of their point of view. At home, they are more likely to teach these skills to their children (Greenberger, O'Neil, & Nagel, 1994).

Poverty

When families slip into poverty, development is seriously threatened. Consider Zinnia Mae, who grew up in a close-knit black community located in a small southeastern American city (Heath, 1990). As unemployment struck the community and citizens moved away, 16-year-old Zinnia Mae caught a ride to Atlanta. Two years later, she was the mother of a daughter and twin boys, and she had moved into high-rise public housing.

Zinnia Mae worried constantly about scraping together enough money to put food on the table, finding babysitters so she could go to the laundry or grocery, freeing herself from rising debt, and finding the twins' father, who had stopped sending money. The children had only one set meal—breakfast; otherwise, they ate whenever they were hungry or bored. Their play space was limited to the living room sofa and a mattress on the floor. Toys consisted of scraps of a blanket, spoons and food cartons, a small rubber ball, a few plastic cars, and a roller skate abandoned in the building. At a researcher's request, Zinnia Mae agreed to tape record her interactions with her children. Cut off from family and community ties and overwhelmed by financial strain and feelings of helplessness, she found herself unable to join in activities with her children. In 500 hours of tape, she started a conversation with them only 18 times.

Although poverty rates in the United States declined slightly in the 1990s, in recent years they have risen. Today, about 15 percent—46 million Americans—are affected. Those hit hardest are parents under age 25 with young children and older adults who live alone. Poverty is also magnified among ethnic minorities and women. For example, more than 21 percent of U.S. children are poor, a rate that climbs to 32 percent for Hispanic children, 34 percent for Native-American children, and 38 percent for African-American children. For single mothers with preschool children and elderly women on their own, the poverty rate is close to 50 percent (DeNavas-Walt, Proctor, & Smith, 2011; U.S. Census Bureau, 2012).

AP IMAGES/JENNI GIRTMAN

At a homeless shelter, a mother helps her 7-year-old with a homework assignment. But many homeless children suffer from developmental delays and emotional stress that interfere with school achievement.

Joblessness, a high divorce rate, a lower remarriage rate among women than men, widowhood, and (as we will see later) inadequate government programs to meet family needs are responsible for these disheartening statistics. The poverty rate is higher among children than any other age group. And of all Western nations, the United States has the highest percentage of extremely poor children. Nearly 10 percent of U.S. children live in deep poverty (at less than half the poverty threshold, the income level judged necessary for a minimum living standard). In contrast, in Denmark, Finland, Norway, and Sweden, child poverty rates have remained at 5 percent or less for two decades, and deep child poverty is rare (UNICEF, 2007, 2010b). The earlier poverty begins, the deeper it is, and the longer it lasts, the more devastating are its effects. Children of poverty are more likely than other children to suffer from lifelong poor physical health, persistent deficits in cognitive development and academic achievement, high school dropout, mental illness, and antisocial behavior (Aber, Jones, & Raver, 2007; Morgan et al., 2009; Ryan, Fauth, & Brooks-Gunn, 2006).

The constant stressors that accompany poverty gradually weaken the family system. Poor families have many daily hassles—bills to pay, the car breaking down, loss of welfare and unemployment payments, something stolen from the house, to name just a few. When daily crises arise, family members become depressed, irritable, and distracted; and hostile interactions increase (Conger & Donnellan, 2007; Kohen et al., 2008). Negative outcomes are especially severe in single-parent families and families who must live in poor housing and dangerous neighborhoods—conditions that make everyday existence even more difficult, while reducing social supports that help people cope with economic hardship (Hart, Atkins, & Matsuba, 2008; Leventhal & Brooks-Gunn, 2003).

Besides poverty, another problem—one that has become more common in the past 30 years—has reduced the life chances of many children and adults. Approximately 3.5 million people in the United States experience homelessness in a given year. The majority are adults on their own, many of whom suffer from serious mental illness. But about 38 percent of the homeless are children (National Coalition for the Homeless, 2009). The rise in homelessness is mostly due to two factors: a decline in the availability of government-supported, low-cost housing and the release of large numbers of mentally ill people from institutions, without an increase in community treatment programs to help them adjust to ordinary life and get better.

Most homeless families consist of women with children under age 5. Besides health problems (which affect the majority of homeless people), many homeless children suffer from developmental delays and chronic emotional stress due to harsh, insecure daily lives (Pardeck, 2005). An estimated 25 to 30 percent who are old enough do not go to school. Those who do enroll achieve less well than other poverty-stricken children because of poor attendance and health and emotional difficulties (Obradović et al., 2009; Shinn et al., 2008).

Affluence

Despite their advanced education and great material wealth, affluent parents—those in prestigious and high-paying occupations—too often fail to engage in family interaction and parenting that promote favorable development. In several studies, researchers tracked the adjustment of youths growing up in high-SES suburbs (Luthar & Latendresse, 2005a). By seventh grade, many showed serious problems that worsened in high school. Their school grades were poor, and they were more likely than low-SES youths to engage in alcohol and drug use and to report high levels of anxiety and depression (Luthar & Becker, 2002; Luthar & Goldstein, 2008). Furthermore, among affluent (but not low-SES) teenagers, substance use was correlated with anxiety and depression, suggesting that wealthy youths took drugs to self-medicate—a practice that predicts persistent abuse (Luthar & Sexton, 2004).

Why are so many affluent youths troubled? Compared to their better-adjusted counterparts, poorly adjusted affluent young people report less emotional closeness and supervision from their parents, who lead professionally and socially demanding lives. As a group, wealthy parents are nearly as physically and emotionally unavailable to their youngsters as parents coping

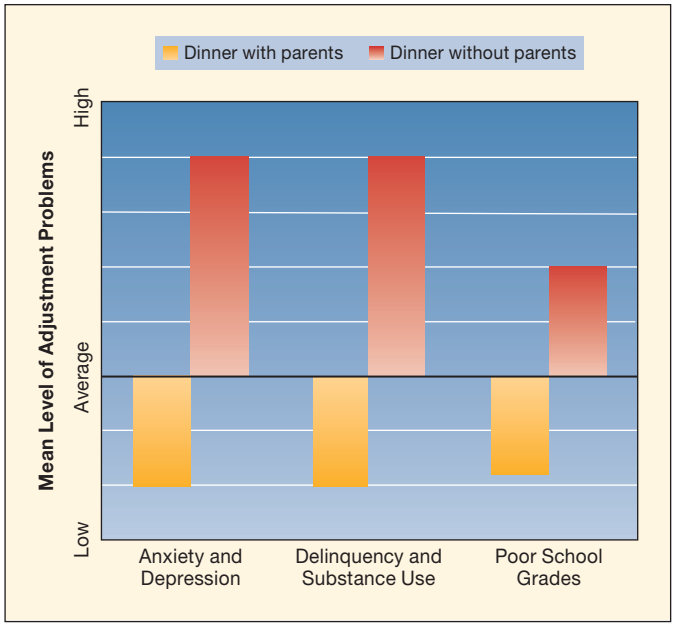

FIGURE 2.6 Relationship of regularly eating dinner with parents to affluent youths' adjustment problems. Compared with sixth graders who often ate dinner with their parents, those who rarely did so were far more likely to display anxiety and depression, delinquency and substance use, and poor school grades, even after many other aspects of parenting were controlled. In this study, frequent family mealtimes also protected low-SES youths from delinquency and substance use and from classroom learning problems. (Adapted from Luthar & Latendresse, 2005b.)

with serious financial strain. At the same time, these parents often make excessive demands for achievement (Luthar & Becker, 2002). Adolescents whose parents value their accomplishments more than their character are more likely to have academic and emotional problems.

For both affluent and low-SES youths, a simple routine—eating dinner with parents—is associated with a reduction in adjustment difficulties, even after many other aspects of parenting are controlled (see Figure 2.6) (Luthar & Latendresse, 2005b). Interventions that make wealthy parents aware of the high costs of a competitive lifestyle and minimal family time are badly needed.

Beyond the Family: Neighborhoods, Towns, and Cities

As the concepts of *mesosystem* and *exosystem* in ecological systems theory make clear, connections between family and community are vital for psychological well-being. From our discussion of poverty, perhaps you can see why: In poverty-stricken urban areas, community life is usually disrupted. Families move often, parks and playgrounds are in disarray, and community centers providing organized leisure time activities do not exist. In such neighborhoods, family violence, child abuse and neglect, child and youth internalizing and externalizing difficulties, adult criminal behavior, and depression and declines in cognitive functioning in older adults are especially high (Aneshensel et al., 2007; Chen, Howard, & Brooks-Gunn, 2011; Dunn, Schaefer-McDaniel, & Ramsay, 2010; Lang et al., 2008). In contrast, strong family ties to the surrounding social context—as indicated by frequent contact with friends and relatives and regular church, synagogue, or mosque attendance—reduce stress and enhance adjustment.

Neighborhoods. Let's look closely at the functions of communities in the lives of children and adults by beginning with the neighborhood. ***TAKE A MOMENT...*** What were your childhood experiences like in the yards, streets, and parks surrounding your home? How did you spend your time, whom did you get to know, and how important were these moments to you?

Neighborhoods offer resources and social ties that play an important part in children's development. In several studies, low-SES families were randomly assigned vouchers to move out of public housing into neighborhoods varying widely in affluence. Compared with their peers who remained in poverty-stricken areas, children and youths who moved into low-poverty neighborhoods showed substantially better physical and mental health and school achievement (Goering, 2003; Leventhal & Brooks-Gunn, 2003).

Neighborhood resources have a greater impact on economically disadvantaged than well-to-do young people. Higher-SES families are less dependent on their immediate surroundings for social support, education, and leisure pursuits. They can afford to transport their children to lessons and entertainment and, if necessary, to better-quality schools in distant parts of the community. In low-income neighborhoods, in-school and after-school programs that substitute for lack of other resources by providing art, music, sports, scouting, and other enrichment activities are associated with improved academic performance and a reduction in emotional and behavior problems in middle childhood (Peters, Petrunka, & Arnold, 2003; Vandell, Reisner, & Pierce, 2007). Neighborhood organizations and informal social activities contribute to favorable development in adolescence, including increased self-confidence, school achievement, and educational aspirations (Barnes et al., 2007; Gonzales et al., 1996).

Yet in dangerous, disorganized neighborhoods, high-quality activities for children and adolescents are scarce. Even when they are available, crime and social disorder limit young people's access, and parents overwhelmed by financial and other stressors are less likely to encourage their children to participate (Dearing et al., 2009; Dynarski et al., 2004). Thus, the neediest children and youths are especially likely to miss out on these development-enhancing activities.

LOOK AND LISTEN

Ask several parents to list their school-age children's regular lessons and other enrichment activities. Then inquire about home and neighborhood factors that either encourage or impede their children's participation. ●

The Better Beginnings, Better Futures Project of Ontario, Canada, is a government-sponsored set of pilot programs aimed at preventing the dire consequences of neighborhood poverty. The most successful of these efforts, using a local elementary school as its base, provided children with in-class, before- and after-school, and summer enrichment activities. Workers also visited each child's parents regularly, informed them about community resources, and encouraged their involvement in the child's school and neighborhood life. And a communitywide component focused on improving the quality of the neighborhood as a place to live, by offering leadership training and adult education programs and organizing safety initiatives and special events and celebrations (Peters, 2005; Peters, Petrunka, & Arnold, 2003). Evaluations as children reached grades 3, 6, and 9 revealed wide-ranging benefits compared with children and families living in other poverty neighborhoods without this set of programs (Peters et al., 2010). Among these were parents' sense of improved marital satisfaction, family functioning, effective child rearing, and community involvement, and gains in children's academic achievement and social adjustment, including positive relationships with peers and adults and a reduction in emotional and behavior problems.

RICHARD W. RODRIGUEZ/AP IMAGES FOR BOYS & GIRLS CLUBS OF AMERICA

This 5-year-old enjoys working with volunteers at a community garden sponsored by the Boys & Girls Clubs of America. Neighborhood resources are especially important for the development of economically disadvantaged children and youths.

As these outcomes suggest, neighborhoods also affect adults' well-being. An employed parent who can rely on a caring neighbor or community program for child-rearing assistance and who lives in a safe area gains access to valuable information and services, effective child-rearing role models, and peace of mind essential for productive work. In low-SES areas with high resident stability and social cohesion, where neighbors collaborate in keeping the environment clean and watching out for vandalism and other crimes, adults report less stress, which in turn predicts substantially better physical health (Boardman, 2004; Feldman & Steptoe, 2004).

During late adulthood, neighborhoods become increasingly important because people spend more time in their homes. Despite the availability of planned housing for older adults, about 90 percent remain in regular housing, usually in the same neighborhood where they lived during their working lives (U.S. Census Bureau, 2012b). Proximity to relatives and friends is a significant factor in the decision to move or stay put late in life. In the absence of nearby family members, older adults mention neighbors and nearby friends as resources they rely on most for physical and social support (Hooyman & Kiyak, 2011).

Towns and Cities. Neighborhoods are embedded in towns and cities, which also mold children's and adults' daily lives. In rural areas and small towns, children and youths are more likely to be given important work tasks—caring for livestock, operating the snowplow, or playing in the town band. They usually perform these tasks alongside adults, who instill in them a strong sense of responsibility and teach them practical and social skills needed to sustain their community. Compared with large urban areas, small towns also offer stronger connections between settings that influence children's lives. For example, because most citizens know each other and schools serve as centers of community life, contact between teachers and parents occurs often—an important factor in promoting children's academic achievement (Hill & Taylor, 2004).

Adults in small towns participate in more civic groups, such as school board or volunteer fire brigade. And they are more likely to occupy positions of leadership because a greater proportion of residents are needed to meet community needs (Elder & Conger, 2000). In late adulthood, people residing in small towns and suburbs have neighbors who are more willing to provide assistance. As a result, they form a greater number of warm relationships with nonrelatives.

Of course, small-town residents cannot visit museums, go to professional baseball games, or attend orchestra concerts on a regular basis. The variety of settings is not as great as in a large city. In small towns, however, active involvement in the community is likely to be greater throughout the lifespan. Also,

public places in small towns are relatively safe and secure. Responsible adults are present in almost all settings to keep an eye on children and youths. And older adults feel safer—a strong contributor to how satisfied they are with their place of residence (Shields et al., 2002). These conditions are hard to match in today's urban environments.

The Cultural Context

Our discussion in Chapter 1 emphasized that human development can be fully understood only when viewed in its larger cultural context. In the following sections, we expand on this theme by taking up the role of the *macrosystem* in development. First, we discuss ways that cultural values and practices affect environmental contexts for development. Second, we consider how healthy development depends on laws and government programs that shield people from harm and foster their well-being.

Cultural Values and Practices. Cultures shape family interaction and community settings beyond the home—in short, all aspects of daily life. Many of us remain blind to aspects of our own cultural heritage until we see them in relation to the practices of others.

TAKE A MOMENT... Consider the question, Who should be responsible for rearing young children? How would you answer it? Here are some typical responses from my students: "If parents decide to have a baby, then they should be ready to care for it." "Most people are not happy about others intruding into family life." These statements reflect a widely held opinion in the United States—that the care and rearing of children, and paying for that care, are the duty of parents, and only parents. This view has a long history—one in which independence, self-reliance, and the privacy of family life emerged as central American values (Halfon & McLearn, 2002). It is one reason, among others, that the public has been slow to endorse government-supported benefits for all families, such as high-quality child care and paid employment leave for meeting family needs. And it has also contributed to the large number of U.S. families who remain poor, even though family members are gainfully employed (Gruendel & Aber, 2007; UNICEF, 2007, 2010).

Although the culture as a whole may value independence and privacy, not all citizens share the same values. Some belong to **subcultures**—groups of people with beliefs and customs that differ from those of the larger culture. Many ethnic minority groups in the United States have cooperative family structures, which help protect their members from the harmful effects of poverty. As the Cultural Influences box on page 66 indicates, the African-American tradition of **extended-family households,** in which three or more generations live together, is a vital feature of black family life that has enabled its members to survive, despite a long history of prejudice and economic deprivation. Within the extended family, grandparents play meaningful roles in guiding younger generations; adults who face employment, marital, or child-rearing difficulties receive assistance and emotional support; and caregiving is enhanced for children and the elderly. Active, involved extended families also characterize other minorities, such as Asian, Native-American, and Hispanic subcultures (Becker et al., 2003; Harwood et al., 2002).

Our discussion so far reflects a broad dimension on which cultures and subcultures differ: the extent to which *collectivism* versus *individualism* is emphasized. In **collectivist societies,** people define themselves as part of a group and stress group goals over individual goals. In **individualistic societies,** people think of themselves as separate entities and are largely concerned with their own personal needs (Triandis, 1995, 2005). As these definitions suggest, the two cultural patterns are associated with two distinct views of the self. Collectivist societies value an *interdependent self,* which stresses social harmony, obligations and responsibility to others, and collaborative endeavors. In contrast, individualistic societies value an *independent self,* which emphasizes personal exploration, discovery, achievement, and individual choice in relationships. Both interdependence and independence, in varying mixtures, are part of the makeup of every person (McAdams & Cox, 2010; Tamis-LeMonda et al., 2008). But societies vary greatly in the extent to which they emphasize each alternative and—as later chapters will reveal—instill it in their young.

Although individualism tends to increase as cultures become more complex, cross-national differences remain. The United States is strongly individualistic, whereas most Western European countries lean toward collectivism. As we will see next, collectivist versus individualistic values have a powerful impact on a nation's approach to protecting the well-being of its children, families, and aging citizens.

Public Policies and Lifespan Development. When widespread social problems arise, such as poverty, homelessness, hunger, and disease, nations attempt to solve them through **public policies**—laws and government programs designed to improve current conditions. For example, when poverty increases and families become homeless, a country might decide to build more low-cost housing, provide economic aid to homeowners having difficulty making mortgage payments, raise the minimum wage, and increase welfare benefits. When reports indicate that many children are not achieving well in school, federal and state governments might grant more tax money to school districts, strengthen teacher preparation, and make sure that help reaches children who need it most. And when senior citizens have difficulty making ends meet because of inflation, a nation might increase its social security benefits.

Nevertheless, U.S. public policies safeguarding children and youths have lagged behind policies for older adults. And compared with other industrialized nations, both sets of policies have been especially slow to emerge in the United States.

Cultural Influences

The African-American Extended Family

The African-American extended family can be traced to the African heritage of most black Americans. In many African societies, newly married couples do not start their own households. Instead, they live with a large extended family, which assists its members with all aspects of daily life. This tradition of maintaining a broad network of kin ties traveled to North America during the period of slavery. Since then, it has served as a protective shield against the destructive impact of poverty and racial prejudice on African-American family life. Today, more black than white adults have relatives other than their own children living in the same household. African-American parents also live closer to kin, often establish family-like relationships with friends and neighbors, see more relatives during the week, and perceive them as more important figures in their lives (Boyd-Franklin, 2006; McAdoo & Younge, 2009).

By providing emotional support and sharing essential resources, the African-American extended family helps reduce the stress of poverty and single parenthood. Extended-family members often help with child rearing, and adolescent mothers living in extended families are more likely to complete high school and get a job and less likely to be on welfare than mothers living on their own—factors that in turn benefit children's well-being (Gordon, Chase-Lansdale, & Brooks-Gunn, 2004; Trent & Harlan, 1994).

For single mothers who were very young at the time of their child's birth, extended-family living continues to be associated with more positive mother–child interaction during the preschool years. Otherwise, establishing an independent household with the help of nearby relatives is related to improved child rearing. Perhaps this arrangement permits the more mature teenage mother who has developed effective parenting skills to implement them (Chase-Lansdale, Brooks-Gunn, & Zamsky, 1994). In families rearing adolescents, kinship support increases the likelihood of effective parenting, which is related to adolescents' self-reliance, emotional well-being, and reduced antisocial behavior (Simons et al., 2006; Taylor, 2010).

Finally, the extended family plays an important role in transmitting African-American culture. Compared with nuclear-family households (which include only parents and their children), extended-family arrangements place more emphasis on cooperation and on moral and religious values. And older black adults, such as grandparents and great-grandparents, regard educating children about their African heritage as especially important (Mosely-Howard & Evans, 2000; Taylor, 2000). Family reunions—sometimes held in grandparents' and great-grandparents' hometowns in the South—are especially common among African Americans, giving young people a strong sense of their roots (Boyd-Franklin, 2006). These influences strengthen family bonds, protect children's development, and increase the chances that the extended-family lifestyle will carry over to the next generation.

© JEFF GREENBERG/THE IMAGE WORKS

Three generations celebrate together at a neighborhood festival. Strong bonds with extended family members have helped protect many African-American children against the destructive impact of poverty and racial prejudice.

Policies for Children, Youths, and Families. We have already seen that although many U.S. children fare well, a large number grow up in environments that threaten their development. As Table 2.5 reveals, the United States does not rank well on any key measure of children's health and well-being.

The problems of children and youths extend beyond the indicators in the table. Despite improved health-care provisions signed into law in 2010, the United States remains the only industrialized nation in the world without a universal, publicly funded health-care system. Approximately 10 percent

TABLE 2.5 How Does the United States Compare to Other Nations on Indicators of Children's Health and Well-Being?

INDICATOR	U.S. RANK[a]	SOME COUNTRIES THE UNITED STATES TRAILS
Childhood poverty (among 24 industrialized nations considered)	24th	Canada, Czech Republic, Germany, United Kingdom, Norway, Sweden, Poland, Spain[b]
Infant deaths in the first year of life (worldwide)	28th	Canada, Hong Kong, Ireland, Singapore, Spain
Teenage birth rate (among 28 industrialized nations considered)	28th	Australia, Canada, Czech Republic, Denmark, Hungary, Iceland, Poland, Slovakia
Public expenditure on education as a percentage of gross domestic product[c] (among 22 industrialized nations considered)	12th	Belgium, France, Iceland, New Zealand, Portugal, Spain, Sweden
Public expenditure on early childhood education and child care as a percentage of gross domestic product[c] (among 14 industrialized nations considered)	9th	Austria, Germany, Italy, Netherlands, France, Sweden
Public expenditure on health as a percentage of total health expenditure, public plus private (among 27 industrialized nations considered)	26th	Austria, Australia, Canada, France, Hungary, Iceland, Switzerland, New Zealand

[a]1 = highest, or best, rank.
[b]U.S. childhood poverty and, especially, deep poverty rates greatly exceed poverty in these nations. For example, the poverty rate is 12 percent in the United Kingdoms, 9.5 percent in Canada, 6 percent in the Czech Republic, 4 percent in Norway, and 2.5 percent in Sweden. Deep poverty affects just 2.5 percent of children in Canada, and a fraction of 1 percent in the other countries just listed.
[c]Gross domestic product is the value of all goods and services produced by a nation during a specified time period. It provides an overall measure of a nation's wealth.
Sources: Canada Campaign 2000, 2009; OECD, 2010a, 2010b; U.S. Census Bureau, 2012; U.S. Department of Education, 2012b.

of U.S. children—most in low-income families—have no health insurance (Kenney et al., 2010). Furthermore, the United States has been slow to move toward national standards and funding for child care. Affordable care is in short supply, and much of it is substandard in quality (Lamb & Ahnert, 2006; Muenchow & Marsland, 2007). In families affected by divorce, weak enforcement of child support payments heightens poverty in mother-headed households. When non-college-bound young people finish high school, many lack the vocational preparation they need to contribute fully to society. And 8 percent of 16- to 24-year-olds who dropped out of high school have not returned to earn a diploma (U.S. Department of Education, 2012b).

Why have attempts to help children and youths been difficult to realize in the United States? A complex set of political and economic forces is involved. Cultural values of self-reliance and privacy have made government hesitant to become involved in family matters. Furthermore, good social programs are expensive, and they must compete for a fair share of a country's economic resources. Children can easily remain unrecognized in this process because they cannot vote or speak out to protect their own interests, as adult citizens do (Ripple & Zigler, 2003). Instead, they must rely on the goodwill of others to become an important government priority.

Policies for Older Adults. Until well into the twentieth century, the United States had few policies in place to protect its aging population. For example, Social Security benefits, which address the income needs of retired citizens who contributed to society through prior employment, were not awarded until the late 1930s. Yet most Western nations had social security systems in place a decade or more earlier (Karger & Stoesz, 2010). In the 1960s, U.S. federal spending on programs for older adults expanded rapidly. Medicare, a national health insurance program for older people that pays partial health-care costs, was initiated. But it mainly covers acute care services and requires participants to pay part of those costs, too. This leaves about half of elderly health spending to be covered by supplemental private insurance, government health insurance for the poor, or out-of-pocket payments (U.S. Department of Health and Human Services, 2011g).

Social Security and Medicare consume 96 percent of the U.S. federal budget for the elderly; only 4 percent is devoted to other programs. Consequently, U.S. programs for the aged have been criticized for neglecting social services (Hooyman & Kiyak, 2011). To meet this need, a national network for planning, coordinating, and delivering assistance to the aged has been established. Approximately 630 Area Agencies on Aging operate at regional and local levels, assessing community needs and offering communal and home-delivered meals, self-care education, elder abuse prevention, and a wide range of other social services. But limited funding means that the Area Agencies help far too few people in need.

As noted earlier, many senior citizens—especially women, ethnic minorities, and those living alone—remain in dire economic straits. Those who had interrupted employment histories, held jobs without benefits, or suffered lifelong poverty are

© KAREN KASMAUSKI/CORBIS

Many U.S. ethnic-minority older adults are poverty-stricken. This Native American, who lives in a remote Alaskan village, depends on an itinerant nurse for routine medical care.

not eligible for Social Security. Although all Americans age 65 and older are guaranteed a minimum income, the guaranteed amount is below the poverty line—the amount judged necessary for bare subsistence by the federal government. Furthermore, Social Security benefits are rarely adequate as a sole source of retirement income; they must be supplemented through other pensions and family savings. But a substantial percentage of U.S. aging citizens do not have access to these resources. Therefore, they are more likely than other age groups to be among the "near poor" (U.S. Department of Health and Human Services, 2010f).

Nevertheless, the U.S. aging population is financially much better off now than in the past. Today, older adults are a large, powerful, well-organized constituency, far more likely than children or low-income families to attract the support of politicians. As a result, the number of aging poor has declined from 1 out of 3 people in 1960 to 1 out of 10 in the early twenty-first century (U.S. Census Bureau, 2012). And senior citizens are healthier and more independent than ever before. Still, as Figure 2.7 shows, aging adults in the United States are less well off than those in many other Western nations, which provide more generous, government-funded income supplements to older adults.

Looking Toward the Future. Despite the worrisome state of many children, families, and aging citizens, efforts are being made to improve their condition. Throughout this book, we will discuss many successful programs that could be expanded. Also, growing awareness of the gap between what we know and what we do to better people's lives has led experts in developmental science to join with concerned citizens as advocates for more effective policies. As a result, several influential interest groups devoted to the well-being of children or older adults have emerged.

In the United States, the Children's Defense Fund (CDF)—a private, nonprofit organization founded by Marian Wright Edelman in 1973—engages in public education, legal action, drafting of legislation, congressional testimony, and community organizing. It also publishes many reports on U.S. children's condition, government-sponsored programs that serve children and families, and research-based proposals for improving those programs. To learn more about the Children's Defense Fund, visit its website at *www.childrensdefense.org.* Another energetic advocacy organization is the National Center for Children in Poverty, dedicated to advancing the economic security, health, and welfare of U.S. children in low-income families by informing policy makers of relevant research. To explore its activities, visit *www.nccp.org.*

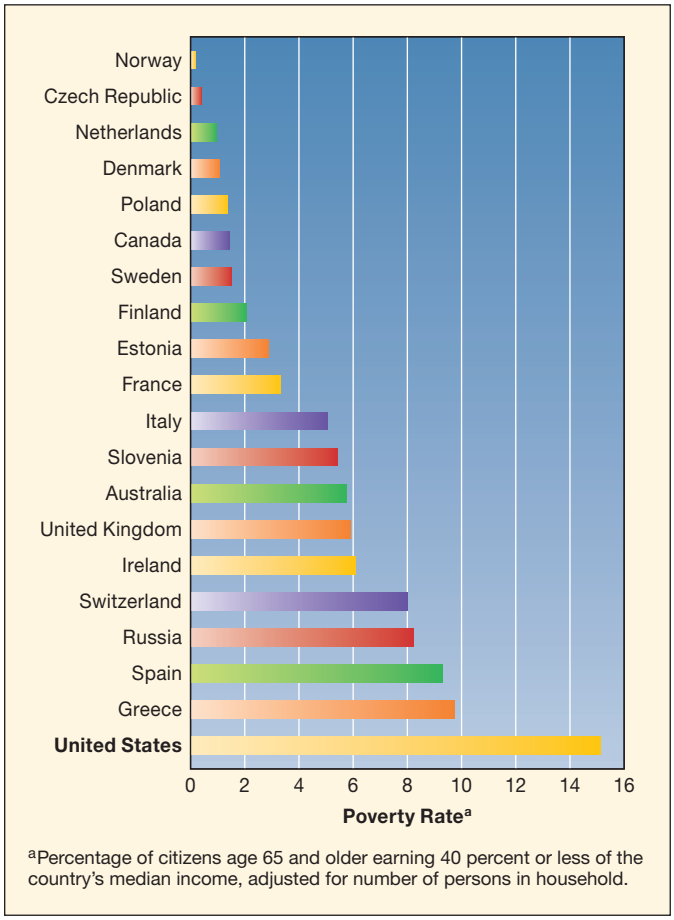

FIGURE 2.7 Percentage of older adults living in poverty in 20 industrialized nations. Among the countries listed, the United States has the highest rate of older adults living in poverty. Public expenditures on social security and other income guarantees for senior citizens are far greater in the highly ranked nations than in the United States. (Adapted from Luxembourg Income Study, 2011.)

About half of Americans over age 50, both retired and employed, are members of AARP (originally known as the American Association of Retired Persons). Founded by Ethel Percy Andrus in 1958, AARP has a large and energetic lobbying staff that works for increased government benefits of all kinds for the aged. Every two years, it releases *The Policy Book,* an in-depth compilation of AARP policy positions that form the basis for advocacy activities in diverse areas, including income, health care, social services, housing, and personal and legal rights. Among AARP's programs is an effort to mobilize elderly voters, an initiative that keeps lawmakers highly sensitive to policy proposals affecting older Americans. A description of AARP and its activities can be found at *www.aarp.org.*

Besides strong advocacy, public policies that enhance development depend on policy-relevant research that documents needs and evaluates programs to spark improvements. Today, more researchers are collaborating with community and government agencies to enhance the social relevance of their investigations. They are also doing a better job of disseminating their findings in easily understandable, compelling ways, through reports to government officials, websites aimed at increasing public understanding, and collaborations with the media to ensure accurate and effective reporting in newspaper stories, magazine articles, and radio and television documentaries (Shonkoff & Bales, 2011). In these ways, researchers are helping to create the sense of immediacy about the condition of children, families, and the aged that is necessary to spur a society into action.

© DAVID BACON/THE IMAGE WORKS

At this California resource center, low-income families learn about healthy eating and also receive food. Policy-relevant research helps make the case for programs like this one by documenting pressing needs of children and families.

ASK YOURSELF

REVIEW Links between family and community foster development throughout the lifespan. Provide examples from our discussion that support this idea.

CONNECT How does poverty affect the family system, placing all aspects of development at risk?

APPLY Check your local newspaper or one or two national news magazines or news websites to see how often articles on the condition of children, families, and the aged appear. Why is it important for researchers to communicate with the general public about the well-being of these sectors of the population?

REFLECT Do you agree with the widespread American sentiment that government should not become involved in family life? Explain.

Understanding the Relationship Between Heredity and Environment

So far in this chapter, we have discussed a wide variety of genetic and environmental influences, each of which has the power to alter the course of development. Yet people who are born into the same family (and who therefore share both genes and environments) are often quite different in characteristics. We also know that some individuals are affected more than others by their homes, neighborhoods, and communities. How do scientists explain the impact of heredity and environment when they seem to work in so many different ways?

Behavioral genetics is a field devoted to uncovering the contributions of nature and nurture to this diversity in human traits and abilities. All contemporary researchers agree that both heredity and environment are involved in every aspect of development. But for polygenic traits (those due to many genes), such as intelligence and personality, scientists are a long way from knowing the precise hereditary influences involved. Although they are making progress in identifying variations in DNA sequences associated with complex traits, so far these genetic markers explain only a small amount of variation in human behavior, and a minority of cases of most psychological disorders (Plomin & Davis, 2009). For the most part, scientists are still limited to investigating the impact of genes on complex characteristics indirectly.

Some believe that it is useful and possible to answer the question of *how much each factor contributes* to differences among people. A growing consensus, however, regards that question as unanswerable. These investigators believe that heredity and

environment are inseparable (Gottlieb, Wahlsten, & Lickliter, 2006; Lerner & Overton, 2008). The important question, they maintain, is *how nature and nurture work together.* Let's consider each position in turn.

The Question, "How Much?"

To infer the role of heredity in complex human characteristics, researchers use special methods, the most common being the *heritability estimate.* Let's look closely at the information this procedure yields, along with its limitations.

Heritability. **Heritability estimates** measure the extent to which individual differences in complex traits in a specific population are due to genetic factors. We will take a brief look at heritability findings on intelligence and personality here and will return to them in later chapters, when we consider these topics in greater detail. Heritability estimates are obtained from **kinship studies,** which compare the characteristics of family members. The most common type of kinship study compares identical twins, who share all their genes, with fraternal twins, who, on average, share only half. If people who are genetically more alike are also more similar in intelligence and personality, then the researcher assumes that heredity plays an important role.

Kinship studies of intelligence provide some of the most controversial findings in the field of developmental science. Some experts claim a strong genetic influence, whereas others believe that heredity is barely involved. Currently, most kinship findings support a moderate role for heredity. When many twin studies are examined, correlations between the scores of identical twins are consistently higher than those of fraternal twins. In a summary of more than 10,000 twin pairs, the correlation for intelligence was .86 for identical twins and .60 for fraternal twins (Plomin & Spinath, 2004).

Researchers use a complex statistical procedure to compare these correlations, arriving at a heritability estimate ranging from 0 to 1.00. The value for intelligence is about .50 for child and adolescent twin samples in Western industrialized nations. This suggests that differences in genetic makeup explain half the variation in intelligence. However, heritability increases through middle adulthood, with some estimates as high as .80 (Baird & Bergeman, 2011; Haworth et al., 2010). As we will see later, one explanation is that, compared to children, adults exert greater personal control over their intellectual experiences—for example, how much time they spend reading or solving challenging problems. Adopted children's mental test scores are more strongly related to their biological parents' scores than to those of their adoptive parents, offering further support for the role of heredity (Petrill & Deater-Deckard, 2004).

Heritability research also reveals that genetic factors are important in personality. For frequently studied traits, such as sociability, anxiety, agreeableness, and activity level, heritability estimates obtained on child, adolescent, and young adult twins are moderate, in the .40s and .50s (Caspi & Shiner, 2006; Rothbart & Bates, 2006; Wright et al., 2008). Unlike intelligence, however, heritability of personality does not increase over the lifespan (Heiman et al., 2003; Loehlin et al., 2005).

Twin studies of schizophrenia—a psychological disorder involving delusions and hallucinations, difficulty distinguishing fantasy from reality, and irrational and inappropriate behaviors—consistently yield high heritabilities, around .80. The role of heredity in antisocial behavior and major depression, though still apparent, is less strong, with heritabilities in the .30s and .40s (Faraone, 2008). Again, adoption studies support these results. Biological relatives of schizophrenic and depressed adoptees are more likely than adoptive relatives to share the same disorder (Plomin et al., 2001; Ridenour, 2000; Tienari et al., 2003).

Limitations of Heritability. The accuracy of heritability estimates depends on the extent to which the twin pairs studied reflect genetic and environmental variation in the population. Within a population in which all people have very similar home, school, and community experiences, individual differences in intelligence and personality would be largely genetic, and heritability estimates would be close to 1.00. Conversely, the more environments vary, the more likely they are to account for individual differences, yielding lower heritability estimates. In twin studies, most of the twin pairs are reared together under highly similar conditions. Even when separated twins are available for study, social service agencies have often placed them in advantaged homes that are alike in many ways (Rutter et al.,

© JACQUIE HEMMERDINGER/THE NEW YORK TIMES/REDUX

Adriana and Tamara, identical twins separated at birth by adoption, were unaware of each other's existence. When they met at age 20, they discovered many similarities—academic achievement, love of dancing, and even taste in clothing. Clearly, heredity contributes to psychological characteristics. Nevertheless, generalizing from twin evidence to the population is controversial.

2001). Because the environments of most twin pairs are less diverse than those of the general population, heritability estimates are likely to exaggerate the role of heredity.

Heritability estimates are controversial measures because they can easily be misapplied. For example, high heritabilities have been used to suggest that ethnic differences in intelligence, such as the poorer performance of black children compared to white children, have a genetic basis (Jensen, 1969, 1998, 2001; Rushton & Jensen, 2005, 2006). Yet this line of reasoning is widely regarded as incorrect. Heritabilities computed on mostly white twin samples do not tell us what causes test score differences between ethnic groups. We have already seen that large economic and cultural differences are involved. In Chapter 9, we will discuss research indicating that when black children are adopted into economically advantaged homes at an early age, their scores are well above average and substantially higher than those of children growing up in impoverished families.

Perhaps the most serious criticism of heritability estimates has to do with their limited usefulness. Though interesting, these statistics give us no precise information on how intelligence and personality develop or how children might respond to environments designed to help them develop as far as possible (Baltes, Lindenberger, & Staudinger, 2006). Indeed, the heritability of children's intelligence increases as parental education and income increase—that is, as children grow up in conditions that allow them to make the most of their genetic endowment. In impoverished environments, children are prevented from realizing their potential. Consequently, enhancing experiences through interventions—such as increasing parent education and income and providing high-quality preschool or child care—has a greater impact on development (Bronfenbrenner & Morris, 2006; Turkheimer et al., 2003).

In sum, although heritability estimates confirm that heredity contributes to a broad array of complex traits, they tell us nothing about how environment can modify genetic influences. Still, scientists often rely on positive heritabilities before initiating more costly molecular analyses in search of specific genes that contribute to personality traits and disorders.

The Question, "How?"

Today, most researchers view development as the result of a dynamic interplay between heredity and environment. How do nature and nurture work together? Several concepts shed light on this question.

Gene–Environment Interaction. The first of these ideas is **gene–environment interaction,** which means that because of their genetic makeup, individuals differ in their responsiveness to qualities of the environment (Rutter, 2011). In other words, people have unique, genetically influenced reactions to particular experiences. Let's explore this idea in Figure 2.8. Gene–environment interaction can apply to any characteristic; here it is illustrated for intelligence. Notice that when environments vary from extremely unstimulating to highly enriched, Ben's intelligence increases steadily, Linda's rises sharply and then falls off, and Ron's begins to increase only after the environment becomes modestly stimulating.

Gene–environment interaction highlights two important points. First, it shows that because each of us has a unique genetic makeup, we respond differently to the same environment. Notice in Figure 2.8 how a poor environment results in similarly low scores for all three individuals. But when the environment provides a moderate level of stimulation, Linda is by far the best-performing child. And in a highly enriched environment, Ben does best, followed by Ron, both of whom now outperform Linda. Second, sometimes different gene–environment combinations can make two people look the same! For example, if Linda is reared in a minimally stimulating environment, her score will be about 100—average for people in general. Ben and Ron can also obtain this score, but to do so, they must grow up in a fairly enriched home (Gottlieb, Wahlsten, & Lickliter, 2006).

Recently, researchers have made strides in identifying gene–environment interactions in personality development. In Chapter 6 we will see that young children with a gene that increases their risk of an emotionally reactive temperament respond especially strongly to variations in parenting quality (Pluess & Belsky, 2011). When parenting is favorable, they gain control over their emotions and adjust as well or better than other children. But when parenting is unfavorable, they become increasingly irritable, difficult, and poorly adjusted, more so than children not at genetic risk.

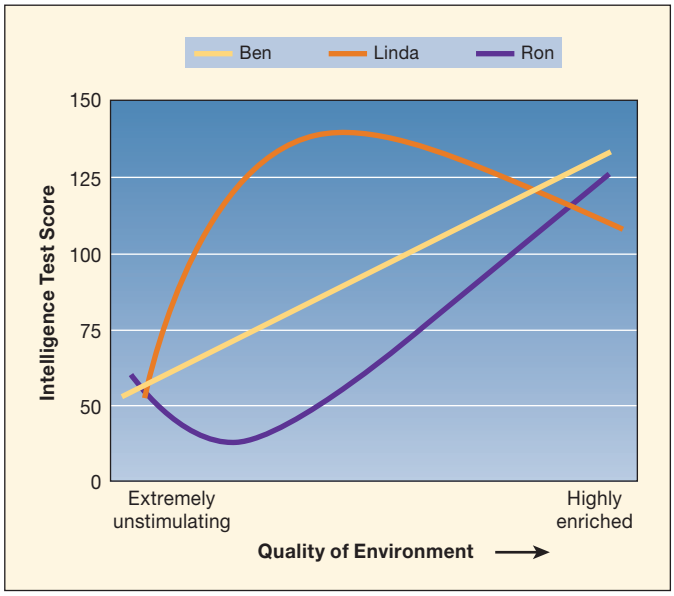

FIGURE 2.8 Gene–environment interaction, illustrated for intelligence by three children who differ in responsiveness to quality of the environment. As environments vary from extremely unstimulating to highly enriched, Ben's intelligence test score increases steadily, Linda's rises sharply and then falls off, and Ron's begins to increase only after the environment becomes modestly stimulating.

Canalization. Another way of understanding how heredity and environment combine comes from the concept of **canalization**—the tendency of heredity to restrict the development of some characteristics to just one or a few outcomes. A behavior that is strongly canalized develops similarly in a wide range of environments; only strong environmental forces can change it (Waddington, 1957). For example, infant perceptual and motor development seems to be strongly canalized because all normal human babies eventually roll over, reach for objects, sit up, crawl, and walk. It takes extreme conditions to modify these behaviors or cause them not to appear. In contrast, intelligence and personality are less strongly canalized; they vary much more with changes in the environment.

When we look at behaviors constrained by heredity, we can see that canalization is highly adaptive. Through it, nature ensures that children will develop certain species-typical skills under many rearing conditions, thereby promoting survival.

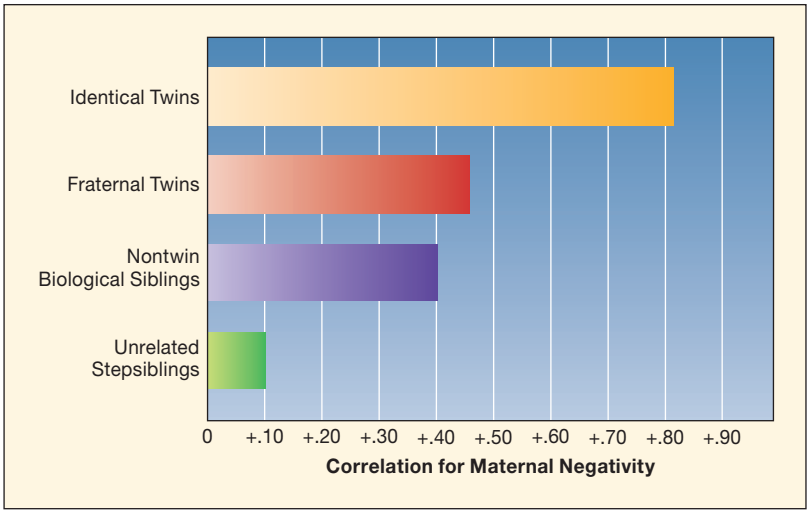

FIGURE 2.9 Similarity in mothers' interactions for pairs of siblings differing in genetic relatedness. The correlations shown are for maternal negativity. The pattern illustrates evocative gene–environment correlation. Identical twins evoke similar maternal treatment because of their identical heredity. As genetic resemblance between siblings declines, the strength of the correlation drops. Mothers vary their interactions as they respond to each child's unique genetic makeup. (Adapted from Reiss, 2003.)

Gene–Environment Correlation. A major problem in trying to separate heredity and environment is that they are often correlated (Rutter, 2011; Scarr & McCartney, 1983). According to the concept of **gene–environment correlation,** our genes influence the environments to which we are exposed. The way this happens changes with age.

Passive and Evocative Correlation. At younger ages, two types of gene–environment correlation are common. The first is called *passive* correlation because the child has no control over it. Early on, parents provide environments influenced by their own heredity. For example, parents who are good athletes emphasize outdoor activities and enroll their children in swimming and gymnastics. Besides being exposed to an "athletic environment," the children may have inherited their parents' athletic ability. As a result, they are likely to become good athletes for both genetic and environmental reasons.

The second type of gene–environment correlation is *evocative.* Children evoke responses that are influenced by the child's heredity, and these responses strengthen the child's original style. For example, an active, friendly baby is likely to receive more social stimulation than a passive, quiet infant. And a cooperative, attentive child probably receives more patient and sensitive interactions from parents than an inattentive, distractible child. In support of this idea, the less genetically alike siblings are, the more their parents treat them differently, in both warmth and negativity. Thus, parents' treatment of identical twins is highly similar, whereas their treatment of fraternal twins and nontwin biological siblings is only moderately so. And little resemblance exists in parents' warm and negative interactions with unrelated stepsiblings (see Figure 2.9) (Reiss, 2003).

Active Correlation. At older ages, *active* gene–environment correlation becomes common. As children extend their experiences beyond the immediate family and are given the freedom to make more choices, they actively seek environments that fit with their genetic tendencies. The well-coordinated, muscular child spends more time at after-school sports, the musically talented child joins the school orchestra and practices his violin, and the intellectually curious child is a familiar patron at her local library.

This tendency to actively choose environments that complement our heredity is called **niche-picking** (Scarr & McCartney, 1983). Infants and young children cannot do much niche-picking because adults select environments for them. In contrast, older children, adolescents, and adults are increasingly in charge of their environments.

Niche-picking explains why pairs of identical twins reared apart during childhood and later reunited may find, to their surprise, that they have similar hobbies, food preferences, and vocations—a trend that is especially marked when twins' environmental opportunities are similar (Plomin, 1994). Niche-picking also helps us understand why identical twins become somewhat more alike, and fraternal twins and adopted siblings less alike, in intelligence with age (Bouchard, 2004; Loehlin, Horn, & Willerman, 1997). And niche-picking sheds light on why adult identical twins, compared to fraternal twins and other adults, select more similar spouses and best friends—in height, weight, personality, political attitudes, and other characteristics (Rushton & Bons, 2005).

The influence of heredity and environment is not constant but changes over time. With age, genetic factors may become more important in influencing the environments we experience and choose for ourselves.

© LOU CYPHER/CORBIS

This mother shares her love of the piano with her daughter, who also may have inherited her mother's musical talent. When heredity and environment are correlated, the influence of one cannot be separated from the influence of the other.

Environmental Influences on Gene Expression. Notice how, in the concepts just considered, heredity is granted priority. In gene–environment interaction, it affects responsiveness to particular environments. In canalization, it restricts the development of certain behaviors. Similarly, gene–environment correlation is viewed as driven by genetics, in that children's genetic makeup causes them to receive, evoke, or seek experiences that actualize their hereditary tendencies (Plomin, 2009; Rutter, 2011).

A growing number of researchers take issue with the supremacy of heredity, arguing that it does not dictate children's experiences or development in a rigid way. In one study, boys with a genetic tendency toward antisocial behavior (based on the presence of a gene on the X chromosome known to predispose both animals and humans to aggression) were no more aggressive than boys without this gene, *unless* they also had a history of severe child abuse (Caspi et al., 2002). Boys with and without the gene did not differ in their experience of abuse, indicating that the "aggressive genotype" did not increase exposure to abuse. And in a large Finnish adoption study, children whose biological mothers had schizophrenia but who were being reared by healthy adoptive parents showed little mental illness—no more than a control group with healthy biological and adoptive parents. In contrast, schizophrenia and other psychological impairments piled up in adoptees whose biological and adoptive parents were both disturbed (Tienari et al., 2003; Tienari, Wahlberg, & Wynne, 2006).

Furthermore, parents and other caring adults can *uncouple* unfavorable gene–environment correlations by providing children with positive experiences that modify the expression of heredity, yielding favorable outcomes. For example, in a study that tracked the development of 5-year-old identical twins, pair members tended to resemble each other in level of aggression. And the more aggression they displayed, the more maternal anger and criticism they received (a gene–environment correlation). Nevertheless, some mothers treated their twins differently. When followed up at age 7, twins who had been targets of more maternal negativity engaged in even more antisocial behavior. In contrast, their better-treated, genetically identical counterparts showed a reduction in disruptive acts (Caspi et al., 2004). Good parenting protected them from a spiraling, antisocial course of development.

Accumulating evidence reveals that the relationship between heredity and environment is not a one-way street, from genes to environment to behavior. Rather, like other system influences considered in this and the previous chapter, it is *bidirectional:* Genes affect people's behavior and experiences, but their experiences and behavior also affect gene expression (Diamond, 2009; Gottlieb, 2003; Rutter, 2007). Researchers call this view of the relationship between heredity and environment the *epigenetic framework* (Gottlieb, 1998, 2007). It is depicted in Figure 2.10. **Epigenesis** means development resulting from ongoing, bidirectional exchanges between heredity and all levels of the environment. To illustrate, providing a baby with a

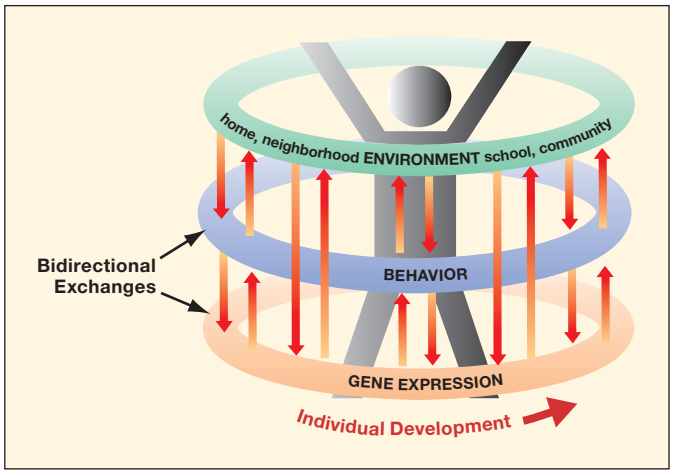

FIGURE 2.10 The epigenetic framework. Development takes place through ongoing, bidirectional exchanges between heredity and all levels of the environment. Genes affect behavior and experiences. Experiences and behavior also affect gene expression. (Adapted from Gottlieb, 2007.)

Biology and Environment

A Case of Epigenesis: Smoking During Pregnancy Alters Gene Expression

A wealth of experimental research with animals confirms that environment can modify the genome in ways that have no impact on a gene's sequence of base pairs but nevertheless affect the operation of that gene (Zhang & Meaney, 2010). This epigenetic interplay, in which a gene's impact on the individual's phenotype depends on the gene's context, is now being vigorously investigated in humans.

Maternal smoking during pregnancy is among the risk factors for *attention-deficit hyperactivity disorder (ADHD)*—one of the most common disorders of childhood, which we will take up in greater detail in Chapter 9. ADHD symptoms—inattention, impulsivity, and overactivity—typically result in serious academic and social problems. Some studies report that individuals who are homozygous for a chromosome-5 gene (DD) containing a special repeat of base pairs are at increased risk for ADHD, though other research has not confirmed any role for this gene (Fisher et al., 2002; Gill et al., 1997; Waldman et al., 1998).

Animal evidence suggests that one reason for this inconsistency may be that environmental influences associated with ADHD—such as prenatal exposure to toxins—modify the gene's activity. To test this possibility, researchers recruited several hundred mothers and their 6-month-old babies, obtaining infant blood samples for molecular genetic analysis and asking mothers whether they smoked regularly during pregnancy (Kahn et al., 2003). At a 5-year follow-up, parents responded to a widely used behavior rating scale that assesses children for ADHD symptoms.

Findings revealed that by itself, the DD genotype was unrelated to impulsivity, overactivity, or oppositional behavior. But children whose mothers had smoked during pregnancy scored higher in these behaviors than children of nonsmoking mothers. Furthermore, as Figure 2.11 shows, 5-year-olds with both prenatal nicotine exposure and the DD genotype obtained substantially higher impulsivity, overactivity, and oppositional scores than all other groups—outcomes that persisted even after a variety of other factors (quality of the home environment and maternal ethnicity, marital status, and postbirth smoking) had been controlled.

Another investigation following participants into adolescence yielded similar findings, suggesting that the epigenetic effect persists (Becker et al., 2008). What processes might account for it? In animal research, tobacco smoke stimulates the DD genotype to release chemicals in the brain that that promote impulsivity and overactivity (Ernst, Moolchan, & Robinson, 2001). These behaviors, in turn, often evoke harsh, punitive parenting, which triggers defiance in children.

The DD genotype is widespread, present in more than 50 percent of people. Thus, the majority of children prenatally exposed to nicotine are at high risk for learning and behavior problems (refer to page 88 in Chapter 3). Growing evidence indicates that other genes, in epigenetic interplay with as yet unknown environmental factors, also contribute to ADHD symptoms (Hudziak & Rettew, 2009).

IMAGE SOURCE/GETTY IMAGES

Because his mother smoked during pregnancy, this baby may be at risk for attention-deficit hyperactivity disorder (ADHD). Prenatal nicotine exposure seems to alter expression of a chromosome-5 gene in ways that greatly heighten impulsivity, overactivity, and oppositional behavior.

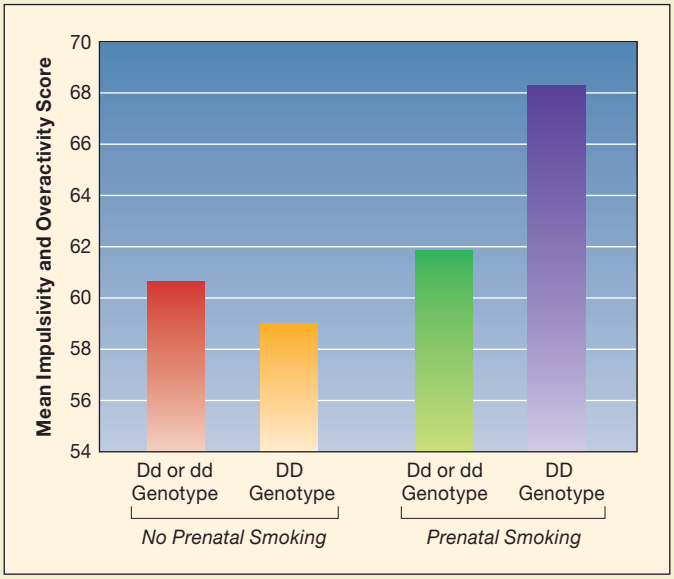

FIGURE 2.11 Combined influence of maternal prenatal smoking and genotype on impulsivity and overactivity at age 5. In the absence of prenatal smoking, 5-year-olds who were homozygous for a chromosome-5 gene (DD) showed no elevation in impulsivity and overactivity (orange bar) compared with children of other genotypes (Dd or dd) (red bar). Among children of all genotypes, prenatal smoking was associated with an increase in these behaviors (green and purple bars). And the combination of prenatal smoking and DD genotype greatly magnified impulsivity and overactivity (purple bar). Children's oppositional behavior followed a similar epigenetic pattern. (Adapted from Kahn et al., 2003.)

healthy diet increases brain growth, leading to new connections between nerve cells, which transform gene expression. This opens the door to new gene–environment exchanges—for example, advanced exploration of objects and interaction with caregivers, which further enhance brain growth and gene expression. These ongoing, bidirectional influences foster cognitive and social development. In contrast, harmful environments can negatively affect gene expression (see the Biology and Environment box on page 74 for an example) (Blair & Raver, 2012). And at times, the impact is so profound that later experiences can do little to change characteristics (such as intelligence and personality) that originally were flexible.

A major reason that researchers are interested in the nature–nurture issue is that they want to improve environments so that people can develop as far as possible. The concept of epigenesis reminds us that development is best understood as a series of complex exchanges between nature and nurture. Although people cannot be changed in any way we might desire, environments can modify genetic influences. The success of any attempt to improve development depends on the characteristics we want to change, the genetic makeup of the individual, and the type and timing of our intervention.

ASK YOURSELF

REVIEW What is epigenesis, and how does it differ from gene–environment interaction and gene–environment correlation? Provide an example of epigenesis.

CONNECT Explain how each of the following concepts supports the conclusion that genetic influences on human characteristics are not constant but change over time: somatic mutation (page 52), niche-picking (page 72), and epigenesis (page 73).

APPLY Bianca's parents are accomplished musicians. At age 4, Bianca began taking piano lessons. By age 10, she was accompanying the school choir. At age 14, she asked to attend a special music high school. Explain how gene–environment correlation promoted Bianca's talent.

REFLECT What aspects of your own development—for example, interests, hobbies, college major, or vocational choice—are probably due to niche-picking? Explain.

SUMMARY

Genetic Foundations (p. 46)

What are genes, and how are they transmitted from one generation to the next?

- Each individual's **phenotype,** or directly observable characteristics, is a product of both **genotype** and environment. **Chromosomes,** rodlike structures within the cell nucleus, contain our hereditary endowment. Along their length are **genes,** segments of **deoxyribonucleic acid (DNA)** that send instructions for making a rich assortment of proteins to the cell's cytoplasm.
- **Gametes,** or sex cells, result from a cell division process called **meiosis,** in which each individual receives a unique set of genes from each parent. Once sperm and ovum unite, the resulting **zygote** starts to develop into a complex human being through cell duplication, or **mitosis.**
- If the fertilizing sperm carries an X chromosome, the child will be a girl; if it contains a Y chromosome, a boy. **Fraternal,** or **dizygotic, twins** result when two ova are released from the mother's ovaries and each is fertilized. **Identical,** or **monozygotic, twins** develop when a zygote divides in two during the early stages of cell duplication.

© F4FOTO/ALAMY

Describe various patterns of genetic inheritance.

- **Homozygous** individuals have two identical **alleles,** or forms of a gene. If the alleles differ, the individual is **heterozygous,** and relationships between the alleles determine the phenotype. In **dominant–recessive inheritance,** only individuals with two recessive alleles display the recessive trait. Heterozygous individuals display only the dominant trait and are **carriers** of the recessive trait. In **incomplete dominance,** both alleles are expressed in the phenotype.
- In **X-linked inheritance,** a harmful allele is carried on the X chromosome and, therefore, is more likely to affect males. In **genomic imprinting,** one parent's allele is activated, regardless of its makeup.
- Harmful genes arise from **mutation,** which can occur spontaneously or be caused by hazardous environmental agents. Germline mutation affects the cells that give rise to gametes; somatic mutation can occur in body cells at any time of life.
- Human traits that vary on a continuum, such as intelligence and personality, result from **polygenic inheritance**—the effects of many genes.

Describe major chromosomal abnormalities, and explain how they occur.

- Most chromosomal abnormalities result from errors during meiosis. The most common, Down syndrome, results in physical defects and mental retardation. **Sex chromosome** disorders, such as XYY, triple X, Klinefelter, and Turner syndromes, are milder than defects of the **autosomes,** usually causing specific intellectual problems but not mental retardation.

Reproductive Choices

(p. 53)

What procedures can assist prospective parents in having healthy children?

- **Genetic counseling** helps couples at risk for giving birth to children with genetic abnormalities decide whether or not to conceive. **Prenatal diagnostic methods** permit early detection of developmental problems.
- Reproductive technologies such as donor insemination, in vitro fertilization, surrogate motherhood, and postmenopausal-assisted childbirth enable individuals to become parents who otherwise would not, but they raise serious legal and ethical concerns.
- Many parents who are infertile or at high risk of transmitting a genetic disorder decide to adopt. Although adopted children have more learning and emotional problems than children in general, most fare well in the long run. Warm, sensitive parenting predicts favorable development.

COURTESY OF THE MCSHANE FAMILY

Environmental Contexts for Development (p. 59)

Describe family functioning from the perspective of ecological systems theory, along with aspects of the environment that support family well-being and development.

- The first and foremost context for development is the family, a dynamic system characterized by bidirectional influences, in which each member's behaviors affect those of others. Both direct and indirect influences operate within the family system, which must continually adjust to new events and changes in its members.

AP IMAGES/JENNI GIRTMAN

- **Socioeconomic status (SES)** profoundly affects family functioning. Higher-SES families tend to be smaller, to emphasize psychological traits, and to engage in warm, verbally stimulating interaction with children. Lower-SES families often stress external characteristics and use more commands, criticism, and physical punishment. Many affluent parents are physically and emotionally unavailable, thereby impairing their children's adjustment. Poverty and homelessness can seriously undermine development.
- Connections between family and community are vital for psychological well-being. Stable, socially cohesive neighborhoods in which residents have access to social support and enrichment activities promote favorable development in both children and adults. Compared with urban environments, small towns foster greater community involvement, warm ties among nonrelatives, and a sense of safety among the elderly.

RICHARD W. RODRIGUEZ/AP IMAGES FOR BOYS & GIRLS CLUBS OF AMERICA

- The values and practices of cultures and **subcultures** affect all aspects of daily life. **Extended-family households,** which are common among many ethnic minority groups, help protect family members from the negative effects of poverty and other stressful life conditions.
- **Collectivist societies,** which emphasize group needs and goals, and **individualistic societies,** which emphasize individual well-being, take different approaches to devising **public policies** to address social problems. Largely because of its strongly individualistic values, U.S. policies safeguarding children and families, as well as those safeguarding older adults, lag behind those of other Western nations.

© DAVID BACON/THE IMAGE WORKS

Understanding the Relationship Between Heredity and Environment

(p. 69)

Explain the various ways heredity and environment may combine to influence complex traits.

- **Behavioral genetics** is a field that examines the contributions of nature and nurture to diversity in human traits and abilities. Researchers use **kinship studies** to compute **heritability estimates,** which measure the extent to which genetic factors influence complex traits such as intelligence and personality. However, the accuracy and usefulness of heritability estimates have been challenged.
- According to the concepts of **gene–environment interaction** and **canalization,** heredity influences each individual's unique response to varying environments. **Gene–environment correlation** and **niche-picking** describe how genes affect the environments to which individuals are exposed. **Epigenesis** reminds us that development is best understood as a series of complex exchanges between heredity and all levels of the environment.

Important Terms and Concepts

allele (p. 48)
autosomes (p. 47)
behavioral genetics (p. 69)
canalization (p. 72)
carrier (p. 48)
chromosomes (p. 46)
collectivist societies (p. 65)
coparenting (p. 60)
deoxyribonucleic acid (DNA) (p. 46)
dominant–recessive inheritance (p. 48)
epigenesis (p. 73)
extended-family household (p. 65)
fraternal, or dizygotic, twins (p. 47)
gametes (p. 46)
gene (p. 46)
gene–environment correlation (p. 72)
gene–environment interaction (p. 71)
genetic counseling (p. 53)
genomic imprinting (p. 51)
genotype (p. 45)
heritability estimate (p. 70)
heterozygous (p. 48)
homozygous (p. 48)
identical, or monozygotic, twins (p. 48)
incomplete dominance (p. 50)
individualistic societies (p. 65)
kinship studies (p. 70)
meiosis (p. 46)
mitosis (p. 46)
mutation (p. 51)
niche-picking (p. 72)
phenotype (p. 45)
polygenic inheritance (p. 52)
prenatal diagnostic methods (p. 56)
public policies (p. 65)
sex chromosomes (p. 47)
socioeconomic status (SES) (p. 61)
subculture (p. 65)
X-linked inheritance (p. 50)
zygote (p. 46)

chapter 3

ELIZABETH FLORES/MCT/NEWSCOM

An expectant mother reacts with amazement on hearing the robust heartbeat of her nearly full-term fetus. High-quality prenatal care and preparation for the events of childbirth enable her to approach labor and delivery with confidence and excitement.

Prenatal Development, Birth, and the Newborn Baby

When I met Yolanda and Jay one fall in my child development class, Yolanda was just two months pregnant. Approaching age 30, married for several years, and their careers well under way, they had decided to have a baby. To prepare for parenthood, they enrolled in my evening section, arriving once a week after work full of questions: "How does the baby grow before birth?" "When is each organ formed?" "Has its heart begun to beat?" "Can it hear, feel, or sense our presence?"

Most of all, Yolanda and Jay wanted to do everything possible to make sure their baby would be born healthy. Yolanda started to wonder about her diet and whether she should keep up her daily aerobic workout. And she asked me whether an aspirin for a headache, a glass of wine at dinner, or a few cups of coffee during work and study hours might be harmful.

In this chapter, we answer Yolanda and Jay's questions, along with a great many more that scientists have asked about the events before birth. First, we trace prenatal development, paying special attention to environmental supports for healthy growth, as well as damaging influences that threaten the child's health and survival. Next, we turn to the events of childbirth. Today, women in industrialized nations have many choices about where and how they give birth, and hospitals go to great lengths to make the arrival of a new baby a rewarding, family-centered event.

ARIEL SKELLEY/GETTY IMAGES/BLEND IMAGES

Yolanda and Jay's son Joshua reaped the benefits of his parents' careful attention to his needs during pregnancy. He was strong, alert, and healthy at birth. Nevertheless, the birth process does not always go smoothly. We will consider the pros and cons of medical interventions, such as pain-relieving drugs and surgical deliveries, designed to ease a difficult birth and protect the health of mother and baby. Our discussion also addresses the development of infants born underweight or too early. We conclude with a close look at the remarkable capacities of newborns.

chapter outline

Prenatal Development

Conception • Period of the Zygote • Period of the Embryo • Period of the Fetus

Prenatal Environmental Influences

Teratogens • Other Maternal Factors • The Importance of Prenatal Health Care

SOCIAL ISSUES: HEALTH The Nurse–Family Partnership: Reducing Maternal Stress and Enhancing Child Development Through Social Support

Childbirth

The Stages of Childbirth • The Baby's Adaptation to Labor and Delivery • The Newborn Baby's Appearance • Assessing the Newborn's Physical Condition: The Apgar Scale

Approaches to Childbirth

Natural, or Prepared, Childbirth • Home Delivery

Medical Interventions

Fetal Monitoring • Labor and Delivery Medication • Cesarean Delivery

Preterm and Low-Birth-Weight Infants

Preterm versus Small-for-Date Infants • Consequences for Caregiving • Interventions for Preterm Infants

SOCIAL ISSUES: HEALTH A Cross-National Perspective on Health Care and Other Policies for Parents and Newborn Babies

Birth Complications, Parenting, and Resilience

The Newborn Baby's Capacities

Reflexes • States • Sensory Capacities • Neonatal Behavioral Assessment

BIOLOGY AND ENVIRONMENT The Mysterious Tragedy of Sudden Infant Death Syndrome

Adjusting to the New Family Unit

Prenatal Development

The sperm and ovum that unite to form the new individual are uniquely suited for the task of reproduction. The ovum is a tiny sphere, measuring 1/175 inch in diameter—barely visible to the naked eye as a dot the size of the period at the end of this sentence. But in its microscopic world, it is a giant—the largest cell in the human body. The ovum's size makes it a perfect target for the much smaller sperm, which measure only 1/500 inch.

Conception

About once every 28 days, in the middle of a woman's menstrual cycle, an ovum bursts from one of her *ovaries,* two walnut-sized organs located deep inside her abdomen, and is drawn into one of two *fallopian tubes*—long, thin structures that lead to the hollow, soft-lined uterus (see Figure 3.1). While the ovum is traveling, the spot on the ovary from which it was released, now called the *corpus luteum,* secretes hormones that prepare the lining of the uterus to receive a fertilized ovum. If pregnancy does not occur, the corpus luteum shrinks, and the lining of the uterus is discarded two weeks later with menstruation.

The male produces sperm in vast numbers—an average of 300 million a day—in the *testes,* two glands located in the *scrotum,* sacs that lie just behind the penis. In the final process of maturation, each sperm develops a tail that permits it to swim long distances, upstream in the female reproductive tract, through the *cervix* (opening of the uterus) and into the fallopian tube, where fertilization usually takes place. The journey is difficult, and many sperm die. Only 300 to 500 reach the ovum, if one happens to be present. Sperm live for up to 6 days and can lie in wait for the ovum, which survives for only 1 day after being released into the fallopian tube. However, most conceptions result from intercourse occurring during a three-day period—on the day of ovulation or during the 2 days preceding it (Wilcox, Weinberg, & Baird, 1995).

With conception, the story of prenatal development begins to unfold. The vast changes that take place during the 38 weeks of pregnancy are usually divided into three phases: (1) the period of the zygote, (2) the period of the embryo, and (3) the period of the fetus. As we look at what happens in each, you may find it useful to refer to Table 3.1, which summarizes milestones of prenatal development.

Period of the Zygote

The period of the zygote lasts about two weeks, from fertilization until the tiny mass of cells drifts down and out of the fallopian tube and attaches itself to the wall of the uterus. The zygote's first cell duplication is long and drawn out; it is not complete until about 30 hours after conception. Gradually, new cells are added at a faster rate. By the fourth day, 60 to 70 cells exist that form a hollow, fluid-filled ball

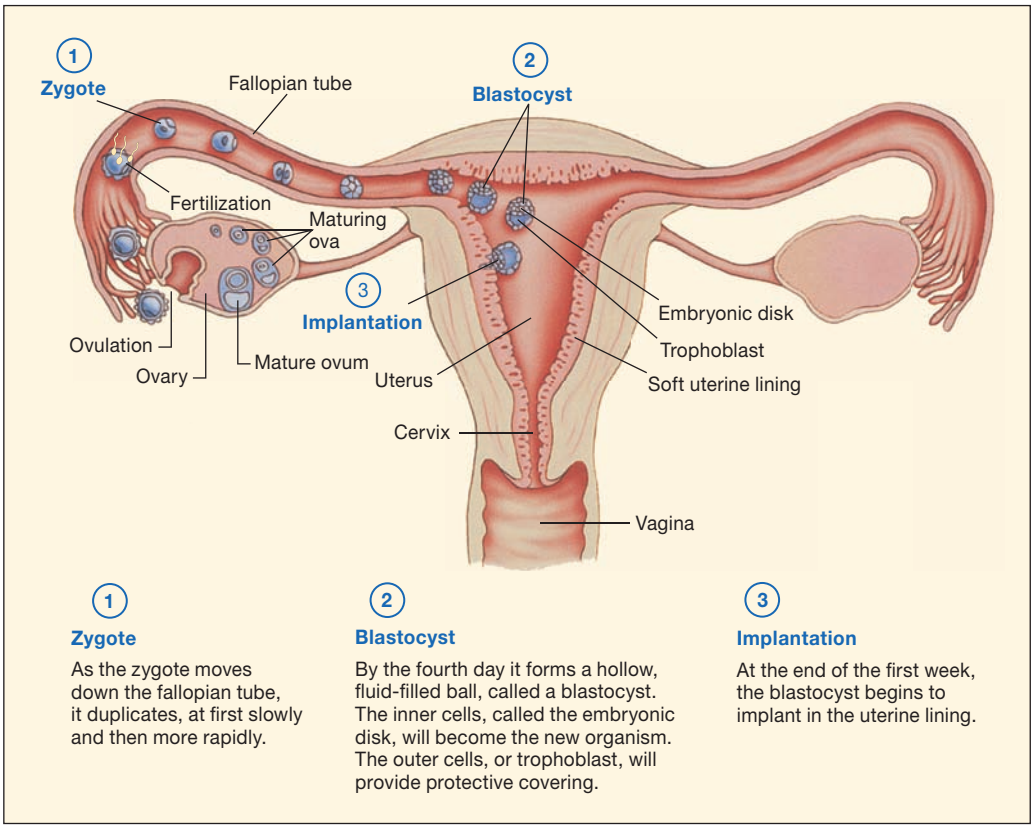

FIGURE 3.1 Female reproductive organs, showing fertilization, early cell duplication, and implantation. (From *Before We Are Born,* 6th ed., by K. L. Moore & T. V. N. Persaud, p. 87. Copyright © 2003, reprinted with permission from Elsevier, Inc.)

TABLE 3.1 Milestones of Prenatal Development

TRIMESTER	PERIOD	WEEKS	LENGTH AND WEIGHT	MAJOR EVENTS
First	Zygote	1 2		The one-celled zygote multiplies and forms a blastocyst. The blastocyst burrows into the uterine lining. Structures that feed and protect the developing organism begin to form—*amnion, chorion, yolk sac, placenta,* and *umbilical cord.*
	Embryo	3–4 5–8	¼ inch (6 mm) 1 inch (2.5 cm); ½ ounce (4 g)	A primitive brain and spinal cord appear. Heart, muscles, ribs, backbone, and digestive tract begin to develop. Many external body structures (face, arms, legs, toes, fingers) and internal organs form. The sense of touch begins to develop, and the embryo can move.
	Fetus	9–12	3 inches (7.6 cm); less than 1 ounce (28 g)	Rapid increase in size begins. Nervous system, organs, and muscles become organized and connected, and new behavioral capacities (kicking, thumb sucking, mouth opening, and rehearsal of breathing) appear. External genitals are well-formed, and the fetus's sex is evident.
Second		13–24	12 inches (30 cm); 1.8 pounds (820 g)	The fetus continues to enlarge rapidly. In the middle of this period, fetal movements can be felt by the mother. Vernix and lanugo keep the fetus's skin from chapping in the amniotic fluid. Most of the brain's neurons are in place by 24 weeks. Eyes are sensitive to light, and the fetus reacts to sound.
Third		25–38	20 inches (50 cm); 7.5 pounds (3,400 g)	The fetus has a good chance of survival if born during this time. Size increases. Lungs mature. Rapid brain development causes sensory and behavioral capacities to expand. In the middle of this period, a layer of fat is added under the skin. Antibodies are transmitted from mother to fetus to protect against disease. Most fetuses rotate into an upside-down position in preparation for birth.

Source: Moore, Persaud, & Torchia, 2013.
Photos (from top to bottom): © Claude Cortier/Photo Researchers, Inc.; © G. Moscoso/Photo Researchers, Inc.; © John Watney/Photo Researchers, Inc.; © James Stevenson/Photo Researchers, Inc.; © Lennart Nilsson, *A Child Is Born*/Scanpix.

called a *blastocyst* (refer again to Figure 3.1). The cells on the inside, called the *embryonic disk,* will become the new organism; the outer ring of cells, termed the *trophoblast,* will become the structures that provide protective covering and nourishment.

Implantation. Between the seventh and ninth days, **implantation** occurs: The blastocyst burrows deep into the uterine lining. Surrounded by the woman's nourishing blood, it starts to grow in earnest. At first, the trophoblast (protective outer layer) multiplies fastest. It forms a membrane, called the **amnion,** that encloses the developing organism in *amniotic fluid,* which helps keep the temperature of the prenatal world constant and provides a cushion against any jolts caused by the woman's movement. A *yolk sac* emerges that produces blood cells until the liver, spleen, and bone marrow are mature enough to take over this function (Moore, Persaud, & Torchia, 2013).

The events of these first two weeks are delicate and uncertain. As many as 30 percent of zygotes do not survive this period. In some, the sperm and ovum do not join properly. In others, cell duplication never begins. By preventing implantation in these cases, nature eliminates most prenatal abnormalities (Sadler, 2010).

© LENNART NILSSON, *A CHILD IS BORN*/SCANPIX

Period of the zygote: seventh to ninth day. The fertilized ovum duplicates rapidly, forming a hollow ball of cells, or blastocyst, by the fourth day after fertilization. Here the blastocyst, magnified thousands of times, burrows into the uterine lining between the seventh and ninth day.

The Placenta and Umbilical Cord. By the end of the second week, cells of the trophoblast form another protective membrane—the **chorion,** which surrounds the amnion. From the chorion, tiny hairlike *villi,* or blood vessels, emerge.[1] As these villi burrow into the uterine wall, the *placenta* starts to develop. By bringing the embryo's and mother's blood close together, the **placenta** permits food and oxygen to reach the organism and waste products to be carried away. A membrane forms that allows these substances to be exchanged but prevents the mother's and embryo's blood from mixing directly.

The placenta is connected to the developing organism by the **umbilical cord,** which first appears as a tiny stalk and, during the course of pregnancy, grows to a length of 1 to 3 feet. The umbilical cord contains one large vein that delivers blood loaded with nutrients and two arteries that remove waste products. The force of blood flowing through the cord keeps it firm, so it seldom tangles while the embryo, like a space-walking astronaut, floats freely in its fluid-filled chamber (Moore, Persaud, & Torchia, 2013).

By the end of the period of the zygote, the developing organism has found food and shelter. These dramatic beginnings take place before most mothers know they are pregnant.

[1]Recall from Table 2.4 on page 56 that *chorionic villus sampling* is the prenatal diagnostic method that can be performed earliest, at nine weeks after conception.

Period of the Embryo

The period of the **embryo** lasts from implantation through the eighth week of pregnancy. During these brief six weeks, the most rapid prenatal changes take place as the groundwork is laid for all body structures and internal organs.

Last Half of the First Month. In the first week of this period, the embryonic disk forms three layers of cells: (1) the *ectoderm,* which will become the nervous system and skin; (2) the *mesoderm,* from which will develop the muscles, skeleton, circulatory system, and other internal organs; and (3) the *endoderm,* which will become the digestive system, lungs, urinary tract, and glands. These three layers give rise to all parts of the body.

At first, the nervous system develops fastest. The ectoderm folds over to form the **neural tube,** or primitive spinal cord. At 3½ weeks, the top swells to form the brain. While the nervous system is developing, the heart begins to pump blood, and the muscles, backbone, ribs, and digestive tract appear. At the end of the first month, the curled embryo—only ¼ inch long—consists of millions of organized groups of cells with specific functions.

The Second Month. In the second month, growth continues rapidly. The eyes, ears, nose, jaw, and neck form. Tiny buds become arms, legs, fingers, and toes. Internal organs are more distinct: The intestines grow, the heart develops separate chambers, and the liver and spleen take over production of blood cells so that the yolk sac is no longer needed. Changing body proportions cause the embryo's posture to become more upright.

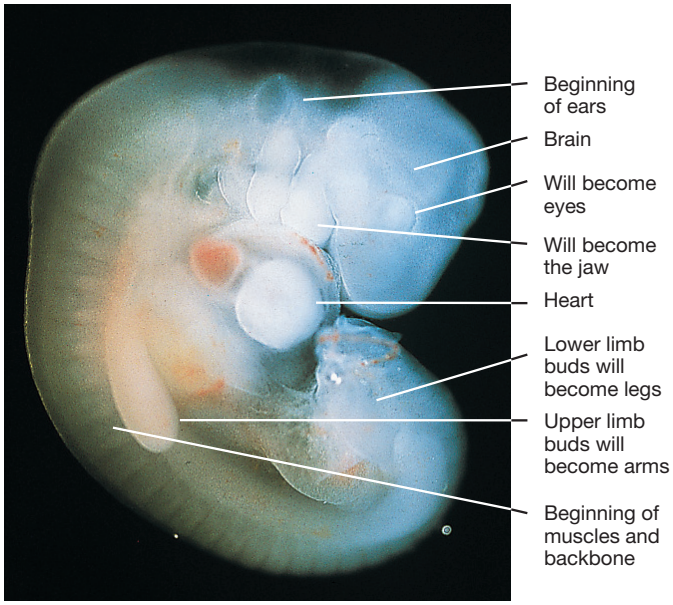

© LENNART NILSSON, *A CHILD IS BORN*/SCANPIX

Period of the embryo: fourth week. This 4-week-old embryo is only ¼-inch long, but many body structures have begun to form. The primitive tail will disappear by the end of the embryonic period.

© LENNART NILSSON, *A CHILD IS BORN*/SCANPIX

Period of the embryo: seventh week. The embryo's posture is more upright. Body structures—eyes, nose, arms, legs, and internal organs—are more distinct. An embryo this age responds to touch. It can also move, although at less than one inch long and one ounce in weight, it is till too tiny to be felt by the mother.

At 7 weeks, production of *neurons* (nerve cells that store and transmit information) begins deep inside the neural tube at the astounding pace of more than 250,000 per minute (Nelson, 2011). Once formed, neurons begin traveling along tiny threads to their permanent locations, where they will form the major parts of the brain.

At the end of this period, the embryo—about 1 inch long and ⅐ ounce in weight—can already sense its world. It responds to touch, particularly in the mouth area and on the soles of the feet. And it can move, although its tiny flutters are still too light to be felt by the mother (Moore, Persaud, & Torchia, 2013).

Period of the Fetus

The period of the **fetus,** from the ninth week to the end of pregnancy, is the longest prenatal period. During this "growth and finishing" phase, the organism increases rapidly in size.

The Third Month. In the third month, the organs, muscles, and nervous system start to become organized and connected. When the brain signals, the fetus kicks, bends its arms, forms a fist, curls its toes, turns its head, opens its mouth, and even sucks its thumb, stretches, and yawns. Body position changes occur as often as 25 times per hour (Einspieler, Marschik, & Prechtl, 2008). The tiny lungs begin to expand and contract in an early rehearsal of breathing movements. By the twelfth week, the external genitals are well-formed, and the sex of the fetus can be detected with ultrasound (Sadler, 2010). Other finishing touches appear, such as fingernails, toenails, tooth buds, and eyelids. The heartbeat can now be heard through a stethoscope.

Prenatal development is sometimes divided into **trimesters,** or three equal time periods. At the end of the third month, the *first trimester* is complete.

The Second Trimester. By the middle of the second trimester, between 17 and 20 weeks, the new being has grown large enough that the mother can feel its movements. A white, cheeselike substance called **vernix** protects its skin from chapping during the long months spent bathing in the amniotic fluid. White, downy hair called **lanugo** also appears over the entire body, helping the vernix stick to the skin.

At the end of the second trimester, many organs are well-developed. And most of the brain's billions of neurons are in place; few will be produced after this time. However, *glial cells,* which support and feed the neurons, continue to increase rapidly throughout the remaining months of pregnancy, as well as after birth. Consequently, brain weight increases tenfold from the twentieth week until birth (Roelfsema et al., 2004). At the same time, neurons begin forming *synapses,* or connections, at a rapid pace.

© LENNART NILSSON, *A CHILD IS BORN*/SCANPIX

Period of the fetus: eleventh week. The fetus grows rapidly. At 11 weeks, the brain and muscles are better connected. The fetus can kick, bend its arms, and open and close its hands and mouth, and suck its thumb. Notice the yolk sac, which shrinks as the internal organs take over its function of producing blood cells.

Brain growth means new behavioral capacities. The 20-week-old fetus can be stimulated as well as irritated by sounds. And if a doctor looks inside the uterus using fetoscopy (see Table 2.4 on page 56), fetuses try to shield their eyes from the light with their hands, indicating that sight has begun to emerge (Moore, Persaud, & Torchia, 2013). Still, a fetus born at this time cannot survive. Its lungs are immature, and the brain cannot yet control breathing and body temperature.

The Third Trimester. During the final trimester, a fetus born early has a chance for survival. The point at which the baby can first survive, called the **age of viability,** occurs sometime between 22 and 26 weeks (Moore, Persaud, & Torchia, 2013). A baby born between the seventh and eighth months, however, usually needs oxygen assistance to breathe. Although the brain's respiratory center is now mature, tiny air sacs in the lungs are not yet ready to inflate and exchange carbon dioxide for oxygen.

The brain continues to make great strides. The *cerebral cortex,* the seat of human intelligence, enlarges. As neural connectivity and organization improve, the fetus spends more time awake. At 20 weeks, fetal heart rate reveals no periods of alertness. But by 28 weeks, fetuses are awake about 11 percent of the time, a figure that rises to 16 percent just before birth (DiPietro et al., 1996). Between 30 and 34 weeks, fetuses show rhythmic alternations between sleep and wakefulness that gradually increase in organization (Rivkees, 2003). Around this time, synchrony between fetal heart rate and motor activity peaks: A rise in heart rate is usually followed within 5 seconds by a burst of motor activity (DiPietro et al., 2006). These are clear signs that coordinated neural networks are beginning to form in the brain.

By the end of pregnancy, the fetus also takes on the beginnings of a personality. Fetal activity is linked to infant temperament. In one study, more active fetuses during the third trimester became 1-year-olds who could better handle frustration and 2-year-olds who were less fearful, in that they more readily interacted with toys and with an unfamiliar adult in a laboratory (DiPietro et al., 2002). Perhaps fetal activity is an indicator of healthy neurological development, which fosters adaptability in childhood. The relationships just described, however, are only modest. As we will see in Chapter 6, sensitive caregiving can modify the temperaments of children who have difficulty adapting to new experiences.

© LENNART NILSSON, *A CHILD IS BORN*/SCANPIX

Period of the fetus: twenty-second week. This fetus is almost one foot long and weighs slightly more than one pound. Its movements can be felt easily by the mother and by other family members who place a hand on her abdomen. If born now, the fetus has a slim chance of surviving.

© LENNART NILSSON, *A CHILD IS BORN*/SCANPIX

Period of the fetus: thirty-sixth week. This fetus fills the uterus. To nourish it, the umbilical cord and placenta have grown large. Notice the vernix (a cheeselike substance) on the skin, which protects it from chapping. The fetus has accumulated fat to aid temperature regulation after birth. In two more weeks, it will be full-term.

The third trimester brings greater responsiveness to stimulation. Between 23 and 30 weeks, connections form between the cerebral cortex and brain regions involved in pain sensitivity. By this time, painkillers should be used in any surgical procedures (Lee et al., 2005). Around 28 weeks, fetuses blink their eyes in reaction to nearby sounds (Kisilevsky & Low, 1998; Saffran, Werker, & Werner, 2006). And at 30 weeks, fetuses presented with a repeated auditory stimulus against the mother's abdomen initially react with a rise in heart rate and body movements. But over the next 5 to 6 minutes, responsiveness gradually declines, indicating *habituation* (adaptation) to the sound. If the stimulus is reintroduced after a 10-minute delay, heart rate falls off far more quickly (Dirix et al., 2009). This suggests that fetuses can remember for at least a brief period.

Within the next six weeks, fetuses distinguish the tone and rhythm of different voices and sounds. They show systematic heart rate changes to a male versus a female speaker, to the mother's voice versus a stranger's, to a stranger speaking their native language (English) versus a foreign language (Mandarin Chinese), and to a simple familiar melody (descending tones) versus an unfamiliar melody (ascending tones) (Granier-Deferre et al., 2003; Huotilainen et al., 2005; Kisilevsky et al., 2003, 2009; Lecanuet et al., 1993). And in one clever study, mothers read aloud Dr. Seuss's lively book *The Cat in the Hat* for the last six weeks of pregnancy. After birth, their infants learned to turn on recordings of the mother's voice by sucking on nipples. They sucked hardest to hear *The Cat in the Hat*—the sound they had come to know while still in the womb (DeCasper & Spence, 1988).

In the final three months, the fetus gains more than 5 pounds and grows 7 inches. In the eighth month, a layer of fat is added to assist with temperature regulation. The fetus also receives antibodies from the mother's blood that protect against illnesses, since the newborn's own immune system will not work well until several months after birth. In the last weeks, most fetuses assume an upside-down position, partly because of the shape of the uterus and also because the head is heavier than the feet. Growth slows, and birth is about to take place.

ASK YOURSELF

REVIEW Why is the period of the embryo regarded as the most dramatic prenatal period? Why is the period of the fetus called the "growth and finishing" phase?

CONNECT How is brain development related to fetal capacities and behavior?

APPLY Amy, two months pregnant, wonders how the embryo is being fed and what parts of the body have formed. "I don't look pregnant yet, so does that mean not much development has taken place?" she asks. How would you respond to Amy?

Prenatal Environmental Influences

Although the prenatal environment is far more constant than the world outside the womb, many factors can affect the embryo and fetus. Yolanda and Jay learned that parents—and society as a whole—can do a great deal to create a safe environment for development before birth.

Teratogens

The term **teratogen** refers to any environmental agent that causes damage during the prenatal period. Scientists chose this label (from the Greek word *teras,* meaning "malformation" or "monstrosity") because they first learned about harmful prenatal influences from cases in which babies had been profoundly damaged. But the harm done by teratogens is not always simple and straightforward. It depends on the following factors:

- *Dose.* As we discuss particular teratogens, you will see that larger doses over longer time periods usually have more negative effects.
- *Heredity.* The genetic makeup of the mother and the developing organism plays an important role. Some individuals are better able than others to withstand harmful environments.
- *Other negative influences.* The presence of several negative factors at once, such as additional teratogens, poor nutrition, and lack of medical care, can worsen the impact of a harmful agent.
- *Age.* The effects of teratogens vary with the age of the organism at time of exposure. To understand this last idea, think of the *sensitive period* concept introduced in Chapter 1. A sensitive period is a limited time span in which a part of the body or a behavior is biologically prepared to develop rapidly. During that time, it is especially sensitive to its surroundings. If the environment is harmful, then damage occurs, and recovery is difficult and sometimes impossible.

Figure 3.2 on page 86 summarizes prenatal sensitive periods. In the *period of the zygote,* before implantation, teratogens rarely have any impact. If they do, the tiny mass of cells is usually so damaged that it dies. The *embryonic period* is the time when serious defects are most likely to occur because the foundations for all body parts are being laid down. During the *fetal period,* teratogenic damage is usually minor. However, organs such as the brain, ears, eyes, teeth, and genitals can still be strongly affected.

The effects of teratogens go beyond immediate physical damage. Some health effects are delayed and may not show up for decades. Furthermore, psychological consequences may occur indirectly, as a result of physical damage. For example, a defect resulting from drugs the mother took during pregnancy can affect others' reactions to the child as well as the child's

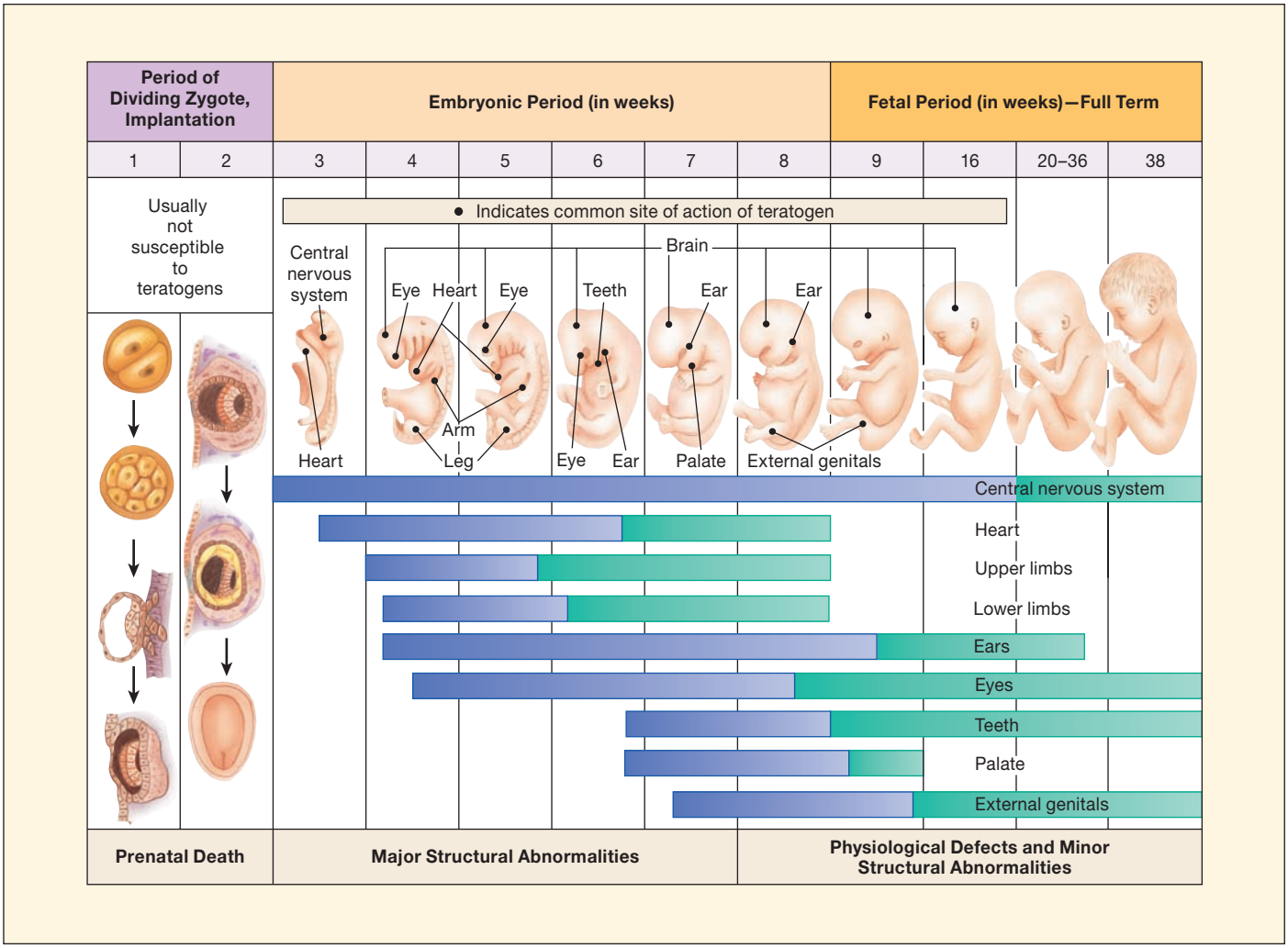

FIGURE 3.2 Sensitive periods in prenatal development. Each organ or structure has a sensitive period, during which its development may be disturbed. Blue horizontal bars indicate highly sensitive periods. Green horizontal bars indicate periods that are somewhat less sensitive to teratogens, although damage can occur. (Adapted from *Before We Are Born,* 7th ed., by K. L. Moore and T. V. N. Persaud, p. 313. Copyright © 2008, reprinted with permission from Elsevier, Inc.)

ability to explore the environment. Over time, parent–child interaction, peer relations, and cognitive, emotional, and social development may suffer. Furthermore, prenatally exposed children may be less resilient in the face of environmental risks, such as single parenthood, parental emotional disturbance, or maladaptive parenting (Yumoto, Jacobson, & Jacobson, 2008). As a result, their long-term adjustment may be compromised.

Notice how an important idea about development discussed in earlier chapters is at work here: *bidirectional influences* between child and environment. Now let's look at what scientists have discovered about a variety of teratogens.

Prescription and Nonprescription Drugs. In the early 1960s, the world learned a tragic lesson about drugs and prenatal development. At that time, a sedative called *thalidomide* was widely available in Canada, Europe, and South America. When taken by mothers 4 to 6 weeks after conception, thalidomide produced gross deformities of the embryo's arms and legs and, less frequently, damage to the ears, heart, kidneys, and genitals. About 7,000 infants worldwide were affected (Moore, Persaud, & Torchia, 2013). As children exposed to thalidomide grew older, many scored below average in intelligence. Perhaps the drug damaged the central nervous system directly. Or the child-rearing conditions of these severely deformed youngsters may have impaired their intellectual development.

Another medication, a synthetic hormone called *diethylstilbestrol (DES),* was widely prescribed between 1945 and 1970 to prevent miscarriages. As daughters of these mothers reached adolescence and young adulthood, they showed unusually high rates of cancer of the vagina, malformations of the uterus, and infertility. When they tried to have children, their pregnancies more often resulted in prematurity, low birth weight, and miscarriage than those of non-DES-exposed women. Young men showed an increased risk of genital abnormalities and cancer of the testes (Goodman, Schorge, & Greene, 2011; Hammes & Laitman, 2003).

Currently, the most widely used potent teratogen is a vitamin A derivative called *Accutane* (known by the generic name *isotretinoin*), prescribed to treat severe acne and taken by hundreds of thousands of women of childbearing age in industrialized nations. Exposure during the first trimester results in eye, ear, skull, brain, heart, and immune system abnormalities (Honein, Paulozzi, & Erickson, 2001). Accutane's packaging warns users to avoid pregnancy by using two methods of birth control, but many women do not heed this advice (Garcia-Bournissen et al., 2008).

Indeed, any drug with a molecule small enough to penetrate the placental barrier can enter the embryonic or fetal bloodstream. Yet many pregnant women continue to take over-the-counter medications without consulting their doctors. Aspirin is one of the most common. Several studies suggest that regular aspirin use is linked to low birth weight, infant death around the time of birth, poorer motor development, and lower intelligence scores in early childhood, although other research fails to confirm these findings (Barr et al., 1990; Kozer et al., 2003; Streissguth et al., 1987). Coffee, tea, cola, and cocoa contain another frequently consumed drug, caffeine. High doses increase the risk of low birth weight (Brent, Christian, & Diener, 2011). And persistent intake of antidepressant medication is linked to an elevated incidence of premature delivery and birth complications, including respiratory distress, and to high blood pressure in infancy (Lund, Pedersen, & Henriksen, 2009; Roca et al., 2011; Udechuku et al., 2010).

Because children's lives are involved, we must take findings like these seriously. At the same time, we cannot be sure that these frequently used drugs actually cause the problems just mentioned. Often mothers take more than one drug. If the embryo or fetus is injured, it is hard to tell which drug might be responsible or whether other factors correlated with drug taking are at fault. Until we have more information, the safest course of action is the one Yolanda took: Avoid these drugs entirely. Unfortunately, many women do not know that they are pregnant during the early weeks of the embryonic period, when exposure to medications (and other teratogens) can be of greatest threat.

Illegal Drugs. The use of highly addictive mood-altering drugs, such as cocaine and heroin, has become more widespread, especially in poverty-stricken inner-city areas, where these drugs provide a temporary escape from a daily life of hopelessness. Nearly 4 percent of U.S. pregnant women take these substances (Substance Abuse and Mental Health Services Administration, 2011).

Babies born to users of cocaine, heroin, or methadone (a less addictive drug used to wean people away from heroin) are at risk for a wide variety of problems, including prematurity, low birth weight, physical defects, breathing difficulties, and death around the time of birth (Bandstra et al., 2010; Howell, Coles, & Kable, 2008; Schuetze & Eiden, 2006). In addition, these infants are born drug-addicted. They are often feverish and irritable and have trouble sleeping, and their cries are abnormally shrill and piercing—a common symptom among stressed newborns (Bauer et al., 2005). When mothers with many problems of their own must care for these babies, who are difficult to calm down, cuddle, and feed, behavior problems are likely to persist.

Throughout the first year, heroin- and methadone-exposed infants are less attentive to the environment than nonexposed babies, and their motor development is slow. After infancy, some children get better, while others remain jittery and inattentive. The kind of parenting they receive may explain why problems persist for some but not for others (Hans & Jeremy, 2001).

Evidence on cocaine suggests that some prenatally exposed babies develop lasting difficulties. Cocaine constricts the blood vessels, causing oxygen delivered to the developing organism to fall for 15 minutes following a high dose. It also can alter the production and functioning of neurons and the chemical balance in the fetus's brain. These effects may contribute to an array of cocaine-associated physical defects, including eye, bone, genital, urinary tract, kidney, and heart deformities; brain hemorrhages and seizures; and severe growth retardation (Covington et al., 2002; Feng, 2005; Salisbury et al., 2009). Several studies report perceptual, motor, attention, memory, language, and impulse-control problems that persist into the preschool and school years (Bandstra et al., 2011; Dennis et al., 2006; Lester & Lagasse, 2010; Linares et al., 2006).

Other investigations, however, reveal no major negative effects of prenatal cocaine exposure (Behnke et al., 2006; Frank et al., 2005; Hurt et al., 2009). These contradictory findings indicate how difficult it is to isolate the precise damage caused by illegal drugs. Cocaine users vary greatly in the amount, potency, and purity of the cocaine they ingest. Also, they often take several drugs, display other high-risk behaviors, suffer from poverty and other stresses, and engage in insensitive caregiving—factors that worsen outcomes for children (Jones,

JOHN JAMES WOOD/GETTY IMAGES/PHOTOLIBRARY

This infant, born many weeks before his due date, breathes with the aid of a respirator. Prematurity and low birth weight can result from a variety of environmental influences during pregnancy, including maternal drug and tobacco use.

2006). But researchers have yet to determine exactly what accounts for findings of cocaine-related damage in some studies but not in others.

Another illegal drug, marijuana, is used more widely than heroin and cocaine. Researchers have linked prenatal marijuana exposure to smaller head size (a measure of brain growth); attention, memory, and academic achievement difficulties; impulsivity and overactivity; and depression as well as anger and aggression in childhood and adolescence (Goldschmidt et al., 2004; Gray et al., 2005; Huizink & Mulder, 2006; Jutras-Aswad et al., 2009). As with cocaine, however, lasting consequences are not well-established. Overall, the effects of illegal drugs are far less consistent than the impact of two legal substances to which we now turn: tobacco and alcohol.

Tobacco. Although smoking has declined in Western nations, an estimated 14 percent of U.S. women smoke during their pregnancies (Tong et al., 2009). The best-known effect of smoking during the prenatal period is low birth weight. But the likelihood of other serious consequences, such as miscarriage, prematurity, cleft lip and palate, blood vessel abnormalities, impaired heart rate and breathing during sleep, infant death, and asthma and cancer later in childhood, also increases (Geerts et al., 2012; Howell, Coles, & Kable, 2008; Jaakkola & Gissler, 2004; Mossey et al., 2009). The more cigarettes a mother smokes, the greater the chances that her baby will be affected. And if a pregnant woman stops smoking at any time, even during the third trimester, she reduces the likelihood that her infant will be born underweight and suffer from future problems (Klesges et al., 2001).

Even when a baby of a smoking mother appears to be born in good physical condition, slight behavioral abnormalities may threaten the child's development. Newborns of smoking mothers are less attentive to sounds, display more muscle tension, are more excitable when touched and visually stimulated, and more often have colic (persistent crying). These findings suggest subtle negative effects on brain development (Law et al., 2003; Sondergaard et al., 2002). Consistent with this view, prenatally exposed children and adolescents tend to have shorter attention spans, difficulties with impulsivity and overactivity, poorer memories, lower mental test scores, and higher levels of disruptive, aggressive behavior (Espy et al., 2011; Fryer, Crocker, & Mattson, 2008; Lindblad & Hjern, 2010).

Exactly how can smoking harm the fetus? Nicotine, the addictive substance in tobacco, constricts blood vessels, lessens blood flow to the uterus, and causes the placenta to grow abnormally. This reduces the transfer of nutrients, so the fetus gains weight poorly. Also, nicotine raises the concentration of carbon monoxide in the bloodstreams of both mother and fetus. Carbon monoxide displaces oxygen from red blood cells, damaging the central nervous system and slowing body growth in the fetuses of laboratory animals (Friedman, 1996). Similar effects may occur in humans.

From one-third to one-half of nonsmoking pregnant women are "passive smokers" because their husbands, relatives, or co-workers use cigarettes. Passive smoking is also related to low birth weight, infant death, childhood respiratory illnesses, and possible long-term attention, learning, and behavior problems (Best, 2009; Pattenden et al., 2006). Clearly, expectant mothers should avoid smoke-filled environments.

Alcohol. In his moving book *The Broken Cord,* Michael Dorris (1989), a Dartmouth College anthropology professor, described what it was like to rear his adopted son Abel (called Adam in the book), whose biological mother drank heavily throughout pregnancy and died of alcohol poisoning shortly after his birth. A Sioux Indian, Abel was born with **fetal alcohol spectrum disorder (FASD),** a term that encompasses a range of physical, mental, and behavioral outcomes caused by prenatal alcohol exposure. Children with FASD are given one of three diagnoses, which vary in severity:

1. **Fetal alcohol syndrome (FAS),** distinguished by (a) slow physical growth, (b) a pattern of three facial abnormalities (short eyelid openings; a thin upper lip; a smooth or flattened philtrum, or indentation running from the bottom of the nose to the center of the upper lip), and (c) brain injury,

© SHUTTERSTOCK

© ELLEN B. SENISI PHOTOGRAPHY

Left photo: This 5-year-old's mother drank heavily during pregnancy. Her widely spaced eyes, thin upper lip, and flattened philtrum are typical of fetal alcohol syndrome (FAS). *Right photo:* This 12-year-old has the small head and facial abnormalities of FAS. She also shows the mental impairments and slow growth that accompany the disorder.

evident in a small head and impairment in at least three areas of functioning—for example, memory, language and communication, attention span and activity level (overactivity), planning and reasoning, motor coordination, or social skills. Other defects—of the eyes, ears, nose, throat, heart, genitals, urinary tract, or immune system—may also be present. Abel was diagnosed as having FAS. As is typical for this disorder, his mother drank heavily throughout pregnancy.

2. **Partial fetal alcohol syndrome (p-FAS),** characterized by (a) two of the three facial abnormalities just mentioned and (b) brain injury, again evident in at least three areas of impaired functioning. Mothers of children with p-FAS generally drank alcohol in smaller quantities, and children's defects vary with the timing and length of alcohol exposure. Furthermore, recent evidence suggests that paternal alcohol use around the time of conception can alter gene expression (see page 73 in Chapter 2), thereby contributing to symptoms (Ouko et al., 2009).
3. **Alcohol-related neurodevelopmental disorder (ARND),** in which at least three areas of mental functioning are impaired, despite typical physical growth and absence of facial abnormalities. Again, prenatal alcohol exposure, though confirmed, is less pervasive than in FAS (Chudley et al., 2005; Loock et al., 2005).

Even when provided with enriched diets, FAS babies fail to catch up in physical size during infancy and childhood. Mental impairment associated with all three FASD diagnoses is also permanent: In his teens and twenties, Abel Dorris had trouble concentrating and keeping a routine job, and he suffered from poor judgment. For example, he would buy something and not wait for change or would wander off in the middle of a task. He died at age 23, after being hit by a car.

The more alcohol a woman consumes during pregnancy, the poorer the child's motor coordination, speed of information processing, reasoning, and intelligence and achievement test scores during the preschool and school years (Burden, Jacobson, & Jacobson, 2005; Korkman, Kettunen, & Autti-Raemoe, 2003; Mattson, Calarco, & Lang, 2006). In adolescence and early adulthood, FASD is associated with persisting attention and motor-coordination deficits, poor school performance, trouble with the law, inappropriate social and sexual behaviors, alcohol and drug abuse, and lasting mental health problems, including depression and high emotional reactivity to stress (Barr et al., 2006; Fryer, Crocker, & Mattson, 2008; Hellemans et al., 2010; Howell et al., 2006; Streissguth et al., 2004).

How does alcohol produce its devastating effects? First, it interferes with production and migration of neurons in the primitive neural tube. Brain-imaging research reveals reduced brain size, damage to many brain structures, and abnormalities in brain functioning, including the electrical and chemical activity involved in transferring messages from one part of the brain to another (Coles et al., 2011; Haycock, 2009). Second, the body uses large quantities of oxygen to metabolize alcohol. A pregnant woman's heavy drinking draws away oxygen that the developing organism needs for cell growth.

About 25 percent of U.S. mothers report drinking at some time during their pregnancies. As with heroin and cocaine, alcohol abuse is higher in poverty-stricken women. On some Native-American reservations, the incidence of FAS is as high as 10 to 20 percent (Szlemko, Wood, & Thurman, 2006; Tong et al., 2009). Unfortunately, when affected girls later become pregnant, the poor judgment caused by the syndrome often prevents them from understanding why they themselves should avoid alcohol. Thus, the tragic cycle is likely to be repeated in the next generation.

How much alcohol is safe during pregnancy? Even mild drinking, less than one drink per day, is associated with reduced head size and body growth among children followed into adolescence (Jacobson et al., 2004; Martinez-Frias et al., 2004). Recall that other factors—both genetic and environmental—can make some fetuses more vulnerable to teratogens. Therefore, no amount of alcohol is safe. Couples planning a pregnancy and expectant mothers should avoid alcohol entirely.

Radiation. Defects due to ionizing radiation were tragically apparent in children born to pregnant women who survived the bombing of Hiroshima and Nagasaki during World War II. Similar abnormalities surfaced in the nine months following the 1986 Chernobyl, Ukraine, nuclear power plant accident. After each disaster, the incidence of miscarriage and babies born with underdeveloped brains, physical deformities, and slow physical growth rose dramatically (Double et al., 2011; Schull, 2003). Evacuation of residents in areas near the Japanese

© CAROLINE PENN/CORBIS

This child's deformities are linked to radiation exposure early in pregnancy, caused by the Chernobyl nuclear power plant disaster in 1986. She is also at risk for low intelligence and language and emotional disorders.

nuclear facility damaged by the March 2011 earthquake and tsunami was intended to prevent these devastating outcomes.

Even when a radiation-exposed baby seems normal, problems may appear later. For example, even low-level radiation, resulting from industrial leakage or medical X-rays, can increase the risk of childhood cancer (Fattibene et al., 1999). In middle childhood, prenatally exposed Chernobyl children had abnormal brain-wave activity, lower intelligence test scores, and rates of language and emotional disorders two to three times greater than those of nonexposed Russian children. Furthermore, the more tension parents reported, due to forced evacuation from their homes and worries about living in irradiated areas, the poorer their children's emotional functioning (Loganovskaja & Loganovsky, 1999; Loganovsky et al., 2008). Stressful rearing conditions seemed to combine with the damaging effects of prenatal radiation to impair children's development.

Environmental Pollution. In industrialized nations, an astounding number of potentially dangerous chemicals are released into the environment. More than 75,000 are in common use in the United States, and many new pollutants are introduced each year. When 10 newborns were randomly selected from U.S. hospitals for analysis of umbilical cord blood, researchers uncovered a startling array of industrial contaminants—287 in all (Houlihan et al., 2005). They concluded that many babies are "born polluted" by chemicals that not only impair prenatal development but increase the chances of health problems and life-threatening diseases later on.

Certain pollutants cause severe prenatal damage. In the 1950s, an industrial plant released waste containing high levels of *mercury* into a bay providing seafood and water for the town of Minamata, Japan. Many children born at the time displayed physical deformities, mental retardation, abnormal speech, difficulty in chewing and swallowing, and uncoordinated movements. High levels of prenatal mercury exposure disrupt production and migration of neurons, causing widespread brain damage (Clarkson, Magos, & Myers, 2003; Hubbs-Tait et al., 2005). Prenatal mercury exposure from maternal seafood diets predicts deficits in speed of cognitive processing and motor, attention, and verbal test performance during the school years (Boucher et al., 2010; Debes et al., 2006). Pregnant women are wise to avoid eating long-lived predatory fish, such as swordfish, albacore tuna, and shark, which are heavily contaminated with mercury.

For many years, *polychlorinated biphenyls (PCBs)* were used to insulate electrical equipment until research showed that, like mercury, they entered waterways and the food supply. In Taiwan, prenatal exposure to high levels of PCBs in rice oil resulted in low birth weight, discolored skin, deformities of the gums and nails, brain-wave abnormalities, and delayed cognitive development (Chen & Hsu, 1994; Chen et al., 1994). Steady, low-level PCB exposure is also harmful. Women who frequently ate PCB-contaminated fish, compared with those who ate little or no fish, had infants with lower birth weights, smaller heads, persisting attention and memory difficulties, and lower intelligence test scores in childhood (Boucher, Muckle, & Bastien, 2009; Jacobson & Jacobson, 2003; Stewart et al., 2008).

Another teratogen, *lead,* is present in paint flaking off the walls of old buildings and in certain materials used in industrial occupations. High levels of prenatal lead exposure are related to prematurity, low birth weight, brain damage, and a wide variety of physical defects. Even at low levels, affected infants and children show slightly poorer mental and motor development (Bellinger, 2005; Jedrychowski et al., 2009).

Finally, prenatal exposure to dioxins—toxic compounds resulting from incineration—is linked to brain, immune system, and thyroid damage in babies and to an increased incidence of breast and uterine cancers in women, perhaps through altering hormone levels (ten Tusscher & Koppe, 2004). Even tiny amounts of dioxin in the paternal bloodstream cause a dramatic change in sex ratio of offspring: Affected men father nearly twice as many girls as boys (Ishihara et al., 2007). Dioxin seems to impair the fertility of Y-bearing sperm prior to conception.

Infectious Disease. About 5 percent of women in industrialized nations catch an infectious disease while pregnant. Although most of these illnesses, such as the common cold, seem to have no impact, a few—as Table 3.2 illustrates—can cause extensive damage.

Viruses. In the mid-1960s, a worldwide epidemic of *rubella* (three-day, or German, measles) led to the birth of more than 20,000 American babies with serious defects and to 13,000 fetal and newborn deaths. Consistent with the sensitive-period concept, the greatest damage occurs when rubella strikes during the embryonic period. More than 50 percent of infants whose mothers become ill during that time show deafness; eye deformities, including cataracts; heart, genital, urinary, intestinal, bone, and dental defects; and mental retardation. Infection during the fetal period is less harmful, but low birth weight, hearing loss, and bone defects may still occur. The organ damage inflicted by prenatal rubella often leads to lifelong health problems, including severe mental illness, diabetes, cardiovascular disease, and thyroid and immune-system dysfunction in adulthood (Brown, 2006; Duszak, 2009).

Routine vaccination in infancy and childhood has made new rubella outbreaks unlikely in industrialized nations. But an estimated 100,000 cases of prenatal infection continue to occur worldwide, primarily in developing countries in Africa and Asia with weak or absent immunization programs (Bale, 2009).

The *human immunodeficiency virus (HIV),* which can lead to *acquired immune deficiency syndrome (AIDS),* a disease that destroys the immune system, has infected increasing numbers of women over the past three decades. In developing countries, where 95 percent of new infections occur, more than half affect women. In South Africa, for example, nearly 30 percent of all pregnant women are HIV-positive (South African Department of Health, 2009). Untreated HIV-infected expectant mothers pass the deadly virus to the developing organism 20 to 30 percent of the time.

TABLE 3.2 Effects of Some Infectious Diseases During Pregnancy

DISEASE	MISCARRIAGE	PHYSICAL MALFORMATIONS	MENTAL RETARDATION	LOW BIRTH WEIGHT AND PREMATURITY
VIRAL				
Acquired immune deficiency syndrome (AIDS)	✗	?	✔	?
Chickenpox	✗	✔	✔	✔
Cytomegalovirus	✔	✔	✔	✔
Herpes simplex 2 (genital herpes)	✔	✔	✔	✔
Mumps	✔	?	✗	✗
Rubella (German measles)	✔	✔	✔	✔
BACTERIAL				
Chlamydia	✔	?	✗	✔
Syphilis	✔	✔	✔	?
Tuberculosis	✔	?	✔	✔
PARASITIC				
Malaria	✔	✗	✗	✔
Toxoplasmosis	✔	✔	✔	✔

✔ = established finding, ✗ = no present evidence, ? = possible effect that is not clearly established.
Sources: Jones, Lopez, & Wilson, 2003; Kliegman et al., 2008; Mardh, 2002; O'Rahilly & Müller, 2001.

AIDS progresses rapidly in infants. By 6 months, weight loss, diarrhea, and repeated respiratory illnesses are common. The virus also causes brain damage, as indicated by seizures, gradual loss in brain weight, and delayed mental and motor development. Nearly half of prenatal AIDS babies die by 1 year of age and 90 percent by age 3 (Devi et al., 2009). Antiretroviral drug therapy reduces prenatal AIDS transmission by as much as 95 percent, with no harmful consequences of drug treatment for children. These medications have led to a dramatic decline in prenatally acquired AIDS in Western nations. Although distribution is increasing, antiretroviral drugs are still not widely available in impoverished regions of the world (UNICEF, 2010a).

As Table 3.2 reveals, the developing organism is especially sensitive to the family of herpes viruses, for which no vaccine or treatment exists. Among these, *cytomegalovirus* (the most frequent prenatal infection, transmitted through respiratory or sexual contact) and *herpes simplex 2* (which is sexually transmitted) are especially dangerous. In both, the virus invades the mother's genital tract, infecting babies either during pregnancy or at birth.

© REUTERS/GRANT NEUENBERG/LANDOV

Babies are tested for the HIV virus in a clinic in Mozambique, Africa. Prenatal treatment with antiretroviral drugs reduces transmission of AIDS from mother to child by as much as 95 percent.

Bacterial and Parasitic Diseases. Table 3.2 also includes several bacterial and parasitic diseases. Among the most common is *toxoplasmosis,* caused by a parasite found in many animals. Pregnant women may become infected from eating raw or undercooked meat or from contact with the feces of infected cats. About 40 percent of women who have the disease transmit it to the developing organism. If it strikes during the first trimester, it is likely to cause eye and brain damage. Later infection is linked to mild visual and cognitive impairments (Jones, Lopez, & Wilson, 2003). Expectant mothers can avoid toxoplasmosis by making sure that the meat they eat is well-cooked, having pet cats checked for the disease, and turning over the care of litter boxes to other family members.

Other Maternal Factors

Besides avoiding teratogens, expectant parents can support the development of the embryo and fetus in other ways. In healthy, physically fit women, regular moderate exercise, such as walking, swimming, biking, or an aerobic workout, is related to increased birth weight (Olson et al., 2009). However, frequent, vigorous exercise, especially late in pregnancy, results in lower birth weight than in healthy, nonexercising controls (Clapp et al., 2002; Leet & Flick, 2003). Most women, however, do not engage in sufficient moderate exercise during pregnancy to promote their own and their baby's health (Poudevigne & O'Connor, 2006). An expectant mother who remains fit experiences fewer physical discomforts in the final weeks.

In the following sections, we examine other maternal factors—nutrition, emotional stress, blood type, age, and previous births.

Nutrition. During the prenatal period, when children are growing more rapidly than at any other time, they depend totally on the mother for nutrients. A healthy diet that results in a weight gain of 25 to 30 pounds (10 to 13.5 kilograms) helps ensure the health of mother and baby.

Prenatal malnutrition can cause serious damage to the central nervous system. The poorer the mother's diet, the greater the loss in brain weight, especially if malnutrition occurred during the last trimester. During that time, the brain is increasing rapidly in size, and a maternal diet high in all the basic nutrients is necessary for it to reach its full potential. An inadequate diet during pregnancy can also distort the structure of the liver, kidney, pancreas, and other organs, resulting in lifelong health problems, including cardiovascular disease and diabetes in adulthood (Barker, 2008; Whincup et al., 2008).

Because poor nutrition suppresses development of the immune system, prenatally malnourished babies frequently catch respiratory illnesses (Chandra, 1991). In addition, they are often irritable and unresponsive to stimulation. In poverty-stricken families, these effects quickly combine with a stressful home life. With age, low intelligence and serious learning problems become more apparent (Pollitt, 1996).

Many studies show that providing pregnant women with adequate food has a substantial impact on the health of their newborn babies. Yet the growth demands of the prenatal period require more than just increased quantity of food. Vitamin–mineral enrichment is also crucial. For example, taking a folic acid supplement around the time of conception greatly reduces by more than 70 percent abnormalities of the neural tube, such as *anencephaly* and *spina bifida* (see Table 2.4 on page 56). Folic acid supplementation early in pregnancy also reduces the risk of other physical defects, including cleft lip and palate, urinary tract abnormalities, and limb deformities. Furthermore, adequate folic acid intake during the last 10 weeks of pregnancy cuts in half the risk of premature delivery and low birth weight (Goh & Koren, 2008; MCR Vitamin Study Research Group, 1991; Scholl, Hediger, & Belsky, 1996).

Because of these findings, U.S. government guidelines recommend that all women of childbearing age consume 0.4 milligrams of folic acid per day. For women who have previously had a pregnancy affected by neural tube defect, the recommended amount is 4 to 5 milligrams (dosage must be carefully monitored, as excessive intake can be harmful) (American Academy of Pediatrics, 2006). About half of U.S. pregnancies are unplanned, so government regulations mandate that bread, flour, rice, pasta, and other grain products be fortified with folic acid.

When poor nutrition persists throughout pregnancy, infants usually require more than dietary improvement. Successful interventions must also break the cycle of apathetic mother–baby interactions. Some do so by teaching parents how to interact effectively with their infants, while others focus on stimulating infants to promote active engagement with their physical and social surroundings (Grantham-McGregor et al., 1994; Grantham-McGregor, Schofield, & Powell, 1987).

Although prenatal malnutrition is highest in poverty-stricken regions of the world, it is not limited to developing countries. The U.S. Special Supplemental Food Program for Women, Infants, and Children (WIC), which provides food packages to low-income pregnant women, reaches about 90 percent of those who qualify because of their extremely low incomes (U.S. Department of Agriculture, 2011b). But many U.S. women who need nutrition intervention are not eligible for WIC.

Emotional Stress. When women experience severe emotional stress during pregnancy, their babies are at risk for a wide variety of difficulties. Intense anxiety—especially during the first two trimesters—is associated with higher rates of miscarriage, prematurity, low birth weight, infant respiratory and digestive illnesses, colic (persistent infant crying), sleep disturbances, and irritability during the child's first three years (Field, 2011; Lazinski, Shea, & Steiner, 2008; van der Wal, van Eijsden, & Bonsel, 2007).

How can maternal stress affect the fetus? ***TAKE A MOMENT...*** To understand this process, list the changes you sensed in your own body the last time you were under stress.

When we experience fear and anxiety, stress hormones released into our bloodstream—such as *epinephrine* (adrenaline) and *cortisol,* known as the "flight or fight" hormones—cause us to be "poised for action." Large amounts of blood are sent to parts of the body involved in the defensive response—the brain, the heart, and the muscles in the arms, legs, and trunk. Blood flow to other organs, including the uterus, is reduced. As a result, the fetus is deprived of a full supply of oxygen and nutrients.

Maternal stress hormones also cross the placenta, causing a dramatic rise in fetal stress hormones (evident in the amniotic fluid) and, therefore, in fetal heart rate, blood pressure, blood glucose, and activity level (Kinsella & Monk, 2009; Weinstock, 2008). Excessive fetal stress may permanently alter fetal neurological functioning, thereby heightening stress reactivity in later life. In several studies, infants and children of mothers who experienced severe prenatal anxiety displayed cortisol levels that were either abnormally high or abnormally low, both of which signal reduced physiological capacity to manage stress. Consistent with these findings, such children are more upset than their agemates when faced with novel or challenging experiences—effects that persist into adolescence and early adulthood (Entringer et al., 2009; Van den Bergh et al., 2008).

Furthermore, maternal emotional stress during pregnancy predicts childhood weakened immune system functioning and increased susceptibility to infectious disease (Nielsen et al., 2011). It is also associated with diverse negative behavioral outcomes, including anxiety, short attention span, anger, aggression, overactivity, and lower mental test scores, above and beyond the impact of other risks, such as maternal prenatal maternal smoking, low birth weight, postnatal maternal anxiety, and low SES (de Weerth & Buitelaar, 2005; Gutteling et al., 2006; Lazinski, Shea, & Steiner, 2008; Loomans et al., 2011).

But stress-related prenatal complications are greatly reduced when mothers have partners, other family members, and friends who offer social support (Glover, Bergman, & O'Connor, 2008). The relationship of social support to positive pregnancy outcomes and subsequent child development is particularly strong for low-income women, who often lead highly stressful lives (see the Social Issues: Health box on page 94).

Rh Factor Incompatibility. When inherited blood types of mother and fetus differ, serious problems sometimes result. The most common cause of these difficulties is **Rh factor incompatibility.** When the mother is Rh-negative (lacks the Rh blood protein) and the father is Rh-positive (has the protein), the baby may inherit the father's Rh-positive blood type. If even a little of a fetus's Rh-positive blood crosses the placenta into the Rh-negative mother's bloodstream, she begins to form antibodies to the foreign Rh protein. If these enter the fetus's system, they destroy red blood cells, reducing the oxygen supply to organs and tissues. Mental retardation, miscarriage, heart damage, and infant death can occur.

It takes time for the mother to produce Rh antibodies, so firstborn children are rarely affected. The danger increases with each additional pregnancy. Fortunately, Rh incompatibility can be prevented in most cases. After the birth of each Rh-positive baby, Rh-negative mothers are routinely given a vaccine to prevent the buildup of antibodies.

Maternal Age. In Chapter 2, we noted that women who delay childbearing until their thirties or forties face increased risk of infertility, miscarriage, and babies born with chromosomal defects. Are other pregnancy complications more common for older mothers? Research indicates that healthy women in their thirties have about the same rates as those in their twenties (Bianco et al., 1996; Dildy et al., 1996; Prysak, Lorenz, & Kisly, 1995). Thereafter, as Figure 3.3 reveals, complication rates increase, with a sharp rise among women age 50 to 55—an age at which because of menopause (end of menstruation) and aging reproductive organs, few women can conceive naturally (Salihu et al., 2003; Usta & Nassar, 2008).

In the case of teenage mothers, does physical immaturity cause prenatal complications? As we will see in Chapter 11, nature tries to ensure that once a girl can conceive, she is physically ready to carry and give birth to a baby. Infants born to teenagers have a higher rate of problems, but not directly because of maternal age. Most pregnant teenagers come from low-income backgrounds, where stress, poor nutrition, and health problems are common. Also, many are afraid to seek medical care or, in the United States, do not have access to care because they lack health insurance (U.S. Department of Health and Human Services, 2011a).

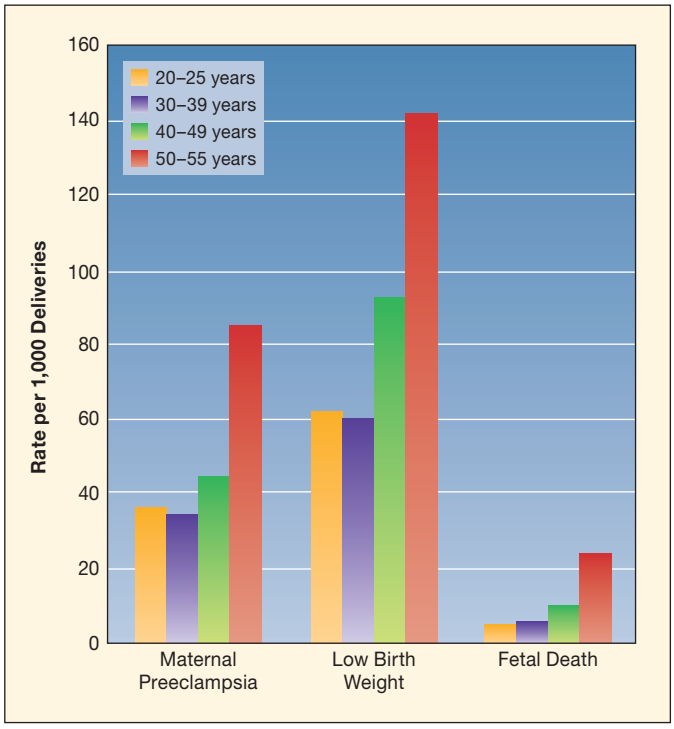

FIGURE 3.3 Relationship of maternal age to prenatal and birth complications. Complications increase after age 40, with a sharp rise between 50 and 55 years. See page 95 for a description of preeclampsia. (Adapted from Salihu et al., 2003.)

Social Issues: Health

The Nurse–Family Partnership: Reducing Maternal Stress and Enhancing Child Development Through Social Support

At age 17, Denise—an unemployed high-school dropout living with her disapproving parents—gave birth to Tara. Having no one to turn to for help during pregnancy and beyond, Denise felt overwhelmed and anxious much of the time. Tara was premature and cried uncontrollably, slept erratically, and suffered from frequent minor illnesses throughout her first year. When she reached school age, she had trouble keeping up academically, and her teachers described her as distractible, unable to sit still, angry, and uncooperative.

The Nurse–Family Partnership, currently implemented in hundreds of counties across 42 U.S. states, is a voluntary home visiting program for first-time, low-income expectant mothers like Denise. Its goals are to reduce pregnancy and birth complications, promote competent early caregiving, and improve family conditions, thereby protecting children from lasting adjustment difficulties. A registered nurse visits the home weekly during the first month after enrollment, twice a month during the remainder of pregnancy and through the middle of the child's second year, and then monthly until age 2. In these sessions, the nurse provides the mother with intensive social support—a sympathetic ear; assistance in accessing health and other community services and the help of family members (especially fathers and grandmothers); and encouragement to finish high school, find work, and engage in future family planning.

To evaluate the program's effectiveness, researchers randomly assigned large samples of mothers at risk for high prenatal stress (due to teenage pregnancy, poverty, and other negative life conditions) to nurse-visiting or comparison conditions (just prenatal care, or prenatal care plus infant referral for developmental problems). Families were followed through their child's school-age years and, in one experiment, into adolescence (Kitzman et al., 2010; Olds et al., 2004, 2007; Rubin et al., 2011).

As kindergartners, Nurse–Family Partnership children obtained higher language and intelligence test scores. And at both ages 6 and 9, the children of home-visited mothers in the poorest mental health during pregnancy exceeded comparison children in academic achievement and displayed fewer behavior problems. Furthermore, from their baby's birth on, home-visited mothers were on a more favorable life course: They had fewer subsequent births, longer intervals between their first and second births, more frequent contact with the child's father, more stable intimate partnerships, less welfare dependence, and a greater sense of control over their lives—key factors in reducing subsequent prenatal stress and in protecting children's development. Perhaps for these reasons, 12-year-old children of home-visited mothers continued to be advantaged in academic achievement and reported less alcohol use and drug-taking than comparison-group agemates.

Other findings revealed that professional nurses, compared with trained paraprofessionals, were far more effective in preventing outcomes associated with prenatal stress, including high infant fearfulness to novel stimuli and delayed mental development (Olds et al., 2002). Nurses were probably more proficient in individualizing program guidelines to fit the strengths and challenges faced by each family. They also might have had unique legitimacy as experts in the eyes of stressed mothers, more easily convincing them to take steps to reduce pregnancy complications that can trigger persisting developmental problems—such as those Tara displayed.

The Nurse–Family Partnership is highly cost-effective (Dawley, Loch, & Bindrich, 2007). For $1 spent, it saves more than $5 in public spending on pregnancy complications, preterm births, and child and youth learning and behavior problems.

COURTESY OF NURSE–FAMILY PARTNERSHIP

The Nurse–Family Partnership provides this first-time mother with regular home visits from a registered nurse. In follow-up research, children of home-visited mothers developed more favorably—cognitively, emotionally, and socially—than comparison children.

The Importance of Prenatal Health Care

Yolanda had her first prenatal appointment three weeks after missing her menstrual period. After that, she visited the doctor's office once a month until she was seven months pregnant, then twice during the eighth month. As birth grew near, Yolanda's appointments increased to once a week. The doctor kept track of her general health, her weight gain, the capacity of her uterus and cervix to support the fetus, and the fetus's growth.

Yolanda's pregnancy, like most others, was free of complications. But unexpected difficulties can arise, especially if mothers have health problems. For example, the 5 percent of pregnant women who have diabetes need careful monitoring. Extra glucose in the diabetic mother's bloodstream causes the fetus to grow larger than average, making pregnancy and birth problems more common. Maternal high blood glucose also compromises prenatal brain development: It is linked to poorer memory and learning in infancy and early childhood (deRegnier et al., 2007). Another complication, experienced by 5 to 10 percent of pregnant women, is *preeclampsia* (sometimes called *toxemia*), in which blood pressure increases sharply and the face, hands, and feet swell in the last half of pregnancy. If untreated, preeclampsia can cause convulsions in the mother and fetal death. Usually, hospitalization, bed rest, and drugs can lower blood pressure to a safe level (Vidaeff, Carroll, & Ramin, 2005). If not, the baby must be delivered at once.

Unfortunately, 6 percent of pregnant women in the United States wait until after the first trimester to seek prenatal care or receive none at all. Inadequate care is far more common among adolescent and low-income, ethnic-minority mothers. Their infants are three times as likely to be born underweight and five times as likely to die as are babies of mothers who receive early medical attention (Child Trends, 2012). Although the poorest of these mothers are eligible for government-sponsored health services, many low-income women do not qualify. As we will see when we take up birth complications, in nations where affordable medical care is universally available, such as Australia, Canada, Japan, and European countries, late-care pregnancies and maternal and infant health problems are greatly reduced.

LOOK AND LISTEN

List prenatal environmental factors that can compromise later academic performance and social adjustment. Ask several adults who hope someday to be parents to explain what they know about each factor. How great is their need for prenatal education? ●

Besides financial hardship, some mothers have other reasons for not seeking early prenatal care. These include *situational barriers* (difficulty finding a doctor, getting an appointment, and arranging transportation) and *personal barriers* (psychological stress, the demands of taking care of other young children, family crises, and ambivalence about the pregnancy). Many also engage in high-risk behaviors, such as smoking and drug abuse, which they do not want to reveal to health professionals (Daniels, Noe, & Mayberry, 2006; Maupin et al., 2004). These women, who receive little or no prenatal care, are among those who need it most!

© JIM CRAIGMYLE/CORBIS

During a routine prenatal visit, this couple views an ultrasound image of their twins. All pregnant women need regular prenatal care to protect their health and that of their babies.

Clearly, public education about the importance of early and sustained prenatal care for all pregnant women is badly needed. Refer to Applying What We Know on page 96, which lists "do's and don'ts" for a healthy pregnancy, based on our discussion of the prenatal environment.

ASK YOURSELF

REVIEW Why is it difficult to determine the prenatal effects of many environmental agents, such as drugs and pollution?

CONNECT How do teratogens illustrate the notion of epigenesis, presented in Chapter 2, that environments can affect gene expression (see page 73 to review)?

APPLY Nora, pregnant for the first time, believes that a few cigarettes and a glass of wine a day won't be harmful. Provide Nora with research-based reasons for not smoking or drinking.

REFLECT If you had to choose five environmental influences to publicize in a campaign aimed at promoting healthy prenatal development, which ones would you choose, and why?

Applying What We Know

Do's and Don'ts for a Healthy Pregnancy

Do	Don't
Do make sure that you have been vaccinated against infectious diseases that are dangerous to the embryo and fetus, such as rubella, before you get pregnant. Most vaccinations are not safe during pregnancy.	Don't take any drugs without consulting your doctor.
Do see a doctor as soon as you suspect that you are pregnant, and continue to get regular medical checkups throughout pregnancy.	Don't smoke. If you have already smoked during part of your pregnancy, cut down or, better yet, quit. If other members of your family smoke, ask them to quit or to smoke outside.
Do eat a well-balanced diet and take vitamin–mineral supplements, as prescribed by your doctor, both prior to and during pregnancy. Gain 25 to 30 pounds gradually.	Don't drink alcohol from the time you decide to get pregnant.
Do obtain literature from your doctor, library, or bookstore about prenatal development. Ask your doctor about anything that concerns you.	Don't engage in activities that might expose your embryo or fetus to environmental hazards, such as radiation or chemical pollutants. If you work in an occupation that involves these agents, ask for a safer assignment or a leave of absence.
Do keep physically fit through moderate exercise. If possible, join a special exercise class for expectant mothers.	Don't engage in activities that might expose your embryo or fetus to harmful infectious diseases, such as toxoplasmosis.
Do avoid emotional stress. If you are a single expectant mother, find a relative or friend on whom you can rely for emotional support.	Don't choose pregnancy as a time to go on a diet.
Do get plenty of rest. An overtired mother is at risk for pregnancy complications.	Don't gain too much weight during pregnancy. A very large weight gain is associated with complications.
Do enroll in a prenatal and childbirth education class with your partner or other companion. When parents know what to expect, the nine months before birth can be one of the most joyful times of life.	

Childbirth

Although Yolanda and Jay completed my course three months before their baby was born, both agreed to return the following spring to share their experiences with my next class. Two-week-old Joshua came along as well. Yolanda and Jay's story revealed that the birth of a baby is one of the most dramatic and emotional events in human experience. Jay was present throughout Yolanda's labor and delivery. Yolanda explained:

> By morning, we knew I was in labor. It was Thursday, so we went in for my usual weekly appointment. The doctor said, yes, the baby was on the way, but it would be a while. He told us to go home and relax and come to the hospital in three or four hours. We checked in at 3 in the afternoon; Joshua arrived at 2 o'clock the next morning. When, finally, I was ready to deliver, it went quickly; a half hour or so and some good hard pushes, and there he was! His face was red and puffy, and his head was misshapen, but I thought, "Our son! I can't believe he's really here."

Jay was also elated by Joshua's birth. "I wanted to support Yolanda and to experience as much as I could. It was awesome, indescribable," he said, holding Joshua over his shoulder and patting and kissing him gently. In the following sections, we explore the experience of childbirth, from both the parents' and the baby's point of view.

The Stages of Childbirth

It is not surprising that childbirth is often referred to as labor. It is the hardest physical work a woman may ever do. A complex series of hormonal changes between mother and fetus initiates the process, which naturally divides into three stages (see Figure 3.4):

1. *Dilation and effacement of the cervix.* This is the longest stage of labor, lasting an average of 12 to 14 hours with a first birth and 4 to 6 hours with later births. Contractions of the uterus gradually become more frequent and powerful, causing the cervix, or uterine opening, to widen and thin to nothing, forming a clear channel from the uterus into the birth canal, or vagina.
2. *Delivery of the baby.* This stage is much shorter, lasting about 50 minutes for a first birth and 20 minutes in later births. Strong contractions of the uterus continue, but the mother also feels a natural urge to squeeze and push with her abdominal muscles. As she does so with each contraction, she forces the baby down and out.
3. *Delivery of the placenta.* Labor comes to an end with a few final contractions and pushes. These cause the placenta to separate from the wall of the uterus and be delivered in about 5 to 10 minutes.

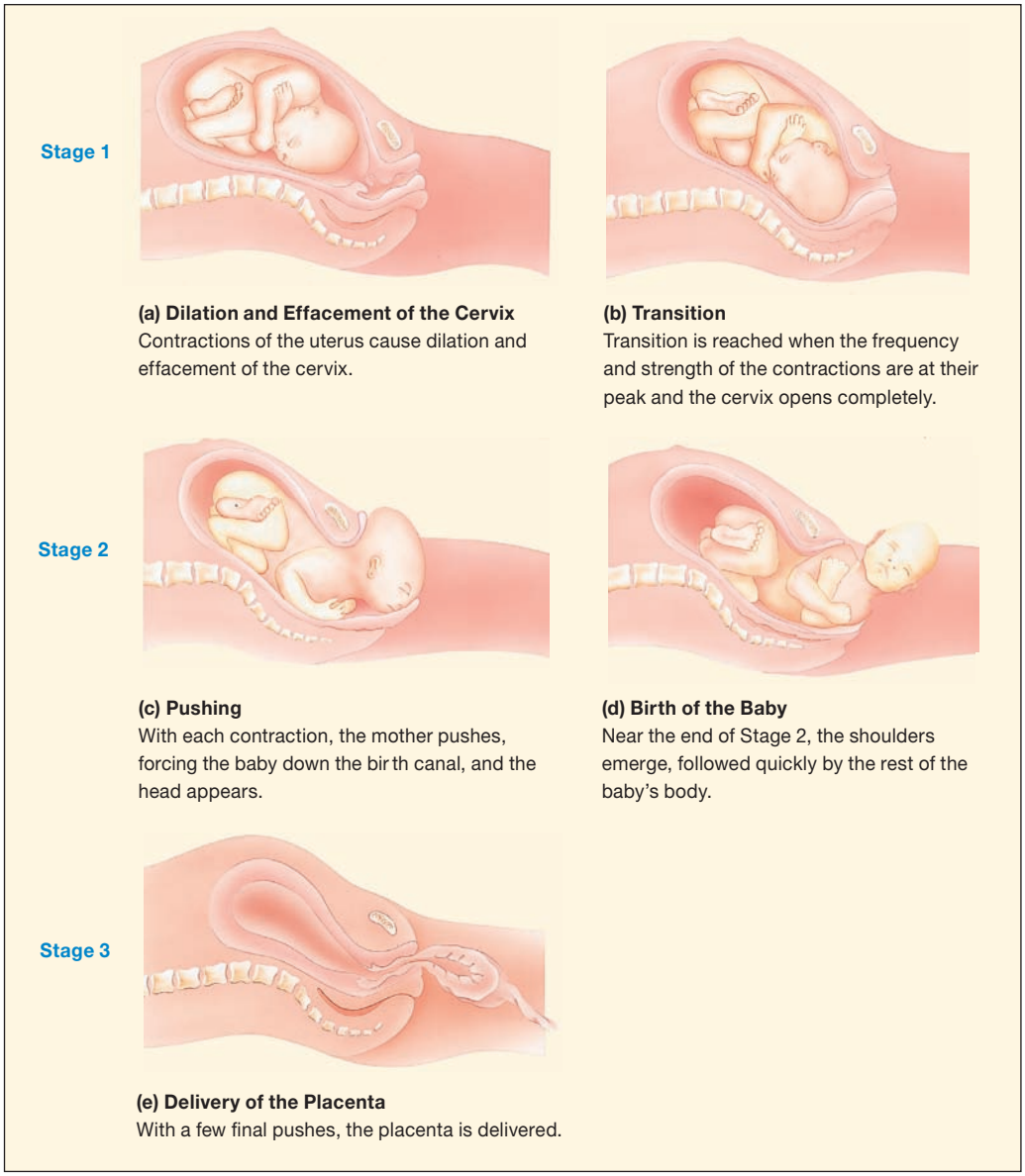

FIGURE 3.4 **The three stages of labor.**

The Baby's Adaptation to Labor and Delivery

At first glance, labor and delivery seem like a dangerous ordeal for the baby. The strong contractions exposed Joshua's head to a great deal of pressure, and they squeezed the placenta and the umbilical cord repeatedly. Each time, Joshua's supply of oxygen was temporarily reduced.

Fortunately, healthy babies are well-equipped to withstand these traumas. The force of the contractions causes the infant to produce high levels of stress hormones. Unlike during pregnancy, when excessive stress endangers the fetus, during childbirth high levels of infant cortisol and other stress hormones are adaptive. They help the baby withstand oxygen deprivation by sending a rich supply of blood to the brain and heart (Gluckman, Sizonenko, & Bassett, 1999). In addition, stress hormones prepare the baby to breathe by causing the lungs to absorb any remaining fluid and by expanding the bronchial tubes (passages leading to the lungs). Finally, stress hormones arouse the infant into alertness. Joshua was born wide awake, ready to interact with the surrounding world.

The Newborn Baby's Appearance

Parents are often surprised at the odd-looking newborn—a far cry from the storybook image they may have had in their minds. The average newborn is 20 inches long and 7½ pounds in weight; boys tend to be slightly longer and heavier than girls.

© LILLIAN WILSON/GETTY IMAGES/RISER

To accommodate the well-developed brain, a newborn's head is large in relation to the trunk and legs. This newborn's body readily turns pink as she takes her first few breaths.

The head is large in comparison to the trunk and legs, which are short and bowed. This combination of a large head (with its well-developed brain) and a small body means that human infants learn quickly in the first few months of life. But, unlike most other mammals, they cannot get around on their own until much later.

Even though newborn babies may not match parents' idealized image, some features do make them attractive (Luo, Li, & Lee, 2011). Their round faces, chubby cheeks, large foreheads, and big eyes make adults feel like picking them up and cuddling them.

Assessing the Newborn's Physical Condition: The Apgar Scale

Infants who have difficulty making the transition to life outside the uterus require special help at once. To assess the newborn's physical condition quickly, doctors and nurses use the **Apgar Scale.** As Table 3.3 shows, a rating of 0, 1, or 2 on each of five characteristics is made at 1 minute and again at 5 minutes after birth. A combined Apgar score of 7 or better indicates that the infant is in good physical condition. If the score is between 4 and 6, the baby needs assistance in establishing breathing and other vital signs. If the score is 3 or below, the infant is in serious danger and requires emergency medical attention. Two Apgar ratings are given because some babies have trouble adjusting at first but do quite well after a few minutes (Apgar, 1953).

Approaches to Childbirth

Childbirth practices, like other aspects of family life, are molded by the society of which mother and baby are a part. In many village and tribal cultures, expectant mothers are well-acquainted with the childbirth process. For example, the Jarara of South America and the Pukapukans of the Pacific Islands treat birth as a vital part of daily life. The Jarara mother gives birth in full view of the entire community, including small children. The Pukapukan girl is so familiar with the events of labor and delivery that she frequently can be seen playing at it. Using a coconut to represent the baby, she stuffs it inside her dress, imitates the mother's pushing, and lets the nut fall at the proper moment. In most nonindustrialized cultures, women are assisted—though often not by medical personnel—during labor and delivery. Among the Mayans of the Yucatán, the mother leans against the body of a woman called the "head helper," who supports her weight and breathes with her during each contraction (Jordan, 1993; Mead & Newton, 1967).

In Western nations, childbirth has changed dramatically over the centuries. Before the late 1800s, birth usually took place at home and was a family-centered event. The industrial revolution brought greater crowding to cities, along with new health

TABLE 3.3 The Apgar Scale

	RATING		
SIGN[a]	*0*	*1*	*2*
Heart rate	No heartbeat	Under 100 beats per minute	100 to 140 beats per minute
Respiratory effort	No breathing for 60 seconds	Irregular, shallow breathing	Strong breathing and crying
Reflex irritability (sneezing, coughing, and grimacing)	No response	Weak reflexive response	Strong reflexive response
Muscle tone	Completely limp	Weak movements of arms and legs	Strong movements of arms and legs
Color[b]	Blue body, arms, and legs	Body pink with blue arms and legs	Body, arms, and legs completely pink

[a]To remember these signs, you may find it helpful to use a technique in which the original labels are reordered and renamed as follows: color = **A**ppearance; heart rate = **P**ulse; reflex irritability = **G**rimace; muscle tone = **A**ctivity; and respiratory effort = **R**espiration. Together, the first letters of the new labels spell **Apgar.**

[b]The skin tone of nonwhite babies makes it difficult to apply the "pink" color criterion. However, newborns of all races can be rated for pinkish glow resulting from the flow of oxygen through body tissues.

Source: Apgar, 1953.

© MARIANA BAZO/REUTERS/CORBIS

In this Peruvian health clinic, families are encouraged to incorporate practices of their village culture into the birth experience. Here, a familiar attendant soothes a new mother as her baby is delivered.

problems. As a result, childbirth moved from home to hospital, where the health of mothers and babies could be protected. Once doctors assumed responsibility for childbirth, women's knowledge of it declined, and relatives and friends no longer participated (Borst, 1995).

By the 1950s and 1960s, women had begun to question the medical procedures that had come to be used routinely during labor and delivery. Many felt that routine use of strong drugs and delivery instruments had robbed them of a precious experience and was often neither necessary nor safe for the baby. Gradually, a natural childbirth movement arose in Europe and spread to North America. Its purpose was to make hospital birth as comfortable and rewarding for mothers as possible. Today, most hospitals offer birth centers that are family-centered and homelike. *Freestanding birth centers,* which permit greater maternal control over labor and delivery, including choice of delivery positions, presence of family members and friends, and early contact between parents and baby, also exist. And a small number of North American women reject institutional birth entirely and choose to have their babies at home.

Natural, or Prepared, Childbirth

Yolanda and Jay chose **natural,** or **prepared, childbirth**—a group of techniques aimed at reducing pain and medical intervention and making childbirth a rewarding experience. Most natural childbirth programs draw on methods developed by Grantly Dick-Read (1959) in England and Fernand Lamaze (1958) in France. These physicians recognized that cultural attitudes had taught women to fear the birth experience. An anxious, frightened woman in labor tenses muscles, turning the mild pain that sometimes accompanies strong contractions into intense pain.

In a typical natural childbirth program, the expectant mother and a companion (a partner, relative, or friend) participate in three activities:

- *Classes.* Yolanda and Jay attended a series of classes in which they learned about the anatomy and physiology of labor and delivery. Knowledge about the birth process reduces a mother's fear.
- *Relaxation and breathing techniques.* During each class, Yolanda was taught relaxation and breathing exercises aimed at counteracting the pain of uterine contractions.
- *Labor coach.* Jay learned how to help Yolanda during childbirth by reminding her to relax and breathe, massaging her back, supporting her body, and offering encouragement and affection.

Social support is important to the success of natural childbirth techniques. In Guatemalan and American hospitals that routinely isolated patients during childbirth, some mothers were randomly assigned a *doula*—a Greek word referring to a trained lay attendant—who stayed with them throughout labor and delivery, talking to them, holding their hands, and rubbing their backs to promote relaxation. These mothers had fewer birth complications, and their labors were several hours shorter than those of women who did not have supportive companionship. Guatemalan mothers who received doula support also interacted more positively with their babies after delivery, talking, smiling, and gently stroking (Kennell et al., 1991; Sosa et al., 1980).

Other studies indicate that mothers who are supported during labor and delivery—either by a lay birth attendant or by a relative or friend with doula training—less often have cesarean (surgical) deliveries or need medication to control pain. Also, their babies' Apgar scores are higher, and they are more likely to be breastfeeding at a two-month follow-up (Campbell et al., 2006, 2007; Hodnett et al., 2003; McGrath & Kennell, 2008). Social support also makes Western hospital-birth customs more acceptable to women from parts of the world where assistance from family and community members is the norm (Dundek, 2006).

LOOK AND LISTEN

Talk to several mothers about social supports available to them during labor and delivery. From the mothers' perspectives, how did those supports (or lack of support) affect the birth experience? ●

Home Delivery

Home birth has always been popular in certain industrialized nations, such as England, the Netherlands, and Sweden. The number of American women choosing to have their babies at home rose during the 1970s and 1980s but remains small, at less than 1 percent (U.S. Department of Health and Human Services, 2011a). Although some home births are attended by

ANDERSEN ROSS/GETTY IMAGES/BRAND X PICTURES

After a home birth, the midwife and a lay attendant provide support to the new mother. For healthy women attended by a well-trained doctor or midwife, home birth is as safe as hospital birth.

doctors, many more are handled by *certified nurse–midwives,* who have degrees in nursing and additional training in childbirth management.

Is it just as safe to give birth at home as in a hospital? For healthy women who are assisted by a well-trained doctor or midwife, it seems so because complications rarely occur (Fullerton, Navarro, & Young, 2007; Wax, Pinette, & Cartin, 2010). However, if attendants are not carefully trained and prepared to handle emergencies, the rate of infant death is high (Mehlmadrona & Madrona, 1997). When mothers are at risk for any kind of complication, the appropriate place for labor and delivery is the hospital, where life-saving treatment is available.

Medical Interventions

Four-year-old Melinda walks with a halting, lumbering gait and has difficulty keeping her balance. She has *cerebral palsy,* a general term for a variety of impairments in muscle coordination caused by brain damage before, during, or just after birth. For about 10 percent of these children, including Melinda, brain damage was caused by **anoxia,** or inadequate oxygen supply, during labor and delivery (Bracci, Perrone, & Buonocore, 2006). Melinda was also in **breech position,** turned so that the buttocks or feet would be delivered first, and the umbilical cord was wrapped around her neck. Her mother had gotten pregnant accidentally, was frightened and alone, and arrived at the hospital at the last minute. Had she come to the hospital earlier, doctors could have monitored Melinda's condition and delivered her surgically as soon as squeezing of the umbilical cord led to distress, thereby reducing the damage or preventing it entirely.

In cases like Melinda's, medical interventions are clearly justified. But in others, they can interfere with delivery and even pose new risks. In the following sections, we examine some commonly used medical procedures during childbirth.

Fetal Monitoring

Fetal monitors are electronic instruments that track the baby's heart rate during labor. An abnormal heartbeat may indicate that the baby is in distress due to anoxia and needs to be delivered immediately. Continuous fetal monitoring, which is required in most U.S. hospitals, is used in over 80 percent of American births (Natale & Dodman, 2003). The most popular type of monitor is strapped across the mother's abdomen throughout labor. A second, more accurate method involves threading a recording device through the cervix and placing it directly under the baby's scalp.

Fetal monitoring is a safe medical procedure that has saved the lives of many babies in high-risk situations. But in healthy pregnancies, it does not reduce the already low rates of infant brain damage and death (Haws et al., 2009). Furthermore, most infants have some heartbeat irregularities during labor, so critics worry that fetal monitors identify many babies as in danger who, in fact, are not. Monitoring is linked to an increase in the number of cesarean (surgical) deliveries, which we will discuss shortly (Thacker & Stroup, 2003). In addition, some women complain that the devices are uncomfortable, prevent them from moving easily, and interfere with the normal course of labor.

Still, fetal monitors will probably continue to be used routinely in the United States, even though they are not necessary in most cases. Doctors fear that they will be sued for malpractice if an infant dies or is born with problems and they cannot show that they did everything possible to protect the baby.

Labor and Delivery Medication

Some form of medication is used in more than 80 percent of U.S. births (Althaus & Wax, 2005). *Analgesics,* drugs used to relieve pain, may be given in mild doses during labor to help a mother relax. *Anesthetics* are a stronger type of painkiller that blocks sensation. Currently, the most common approach to controlling pain during labor is *epidural analgesia,* in which a regional pain-relieving drug is delivered continuously through a catheter into a small space in the lower spine. Unlike older spinal block procedures, which numb the entire lower half of the body, epidural analgesia limits pain reduction to the pelvic

region. Because the mother retains the capacity to feel the pressure of the contractions and to move her trunk and legs, she is able to push during the second stage of labor.

Although pain-relieving drugs help women cope with childbirth and enable doctors to perform essential medical interventions, they also can cause problems. Epidural analgesia, for example, weakens uterine contractions. As a result, labor is prolonged, and the chances of cesarean (surgical) delivery increase (Nguyen et al., 2010). And because drugs rapidly cross the placenta, exposed newborns tend to have lower Apgar scores, to be sleepy and withdrawn, to suck poorly during feedings, and to be irritable when awake (Caton et al., 2002; Eltzschig, Lieberman, & Camann, 2003; Emory, Schlackman, & Fiano, 1996). Although no confirmed long-term consequences for development exist, the negative impact of these drugs on the newborn's adjustment supports the current trend to limit their use.

Cesarean Delivery

A **cesarean delivery** is a surgical birth; the doctor makes an incision in the mother's abdomen and lifts the baby out of the uterus. Forty years ago, cesarean delivery was rare. Since then, cesarean rates have climbed internationally, reaching 16 percent in Finland, 23 percent in New Zealand, 26 percent in Canada, 30 percent in Australia, and 32 percent in the United States (OECD, 2011b).

Cesareans have always been warranted by medical emergencies, such as Rh incompatibility, premature separation of the placenta from the uterus, or serious maternal illness or infection (for example, the herpes simplex 2 virus, which can infect the baby during a vaginal delivery). Cesareans are also justified in breech births, in which the baby risks head injury or anoxia (as in Melinda's case). But the infant's exact position makes a difference: Certain breech babies fare just as well with a normal delivery as with a cesarean (Giuliani et al., 2002). Sometimes the doctor can gently turn the baby into a head-down position during the early part of labor.

Until recently, many women who have had a cesarean have been offered the option of a vaginal birth in subsequent pregnancies. But new evidence indicates that compared with repeated cesareans, a natural labor after a cesarean is associated with slightly increased rates of rupture of the uterus and infant death (Cahill & Macones, 2007). As a result, the rule, "Once a cesarean, always a cesarean," has made a comeback.

Repeated cesareans, however, do not explain the worldwide rise in cesarean deliveries. Instead, medical control over childbirth is largely responsible. Because many needless cesareans are performed, pregnant women should ask questions about the procedure before choosing a doctor. Although the operation itself is safe, mother and baby require more time for recovery. Anesthetic may have crossed the placenta, making cesarean newborns sleepy and unresponsive and at increased risk for breathing difficulties (McDonagh, Osterweil, & Guise, 2005).

ASK YOURSELF

REVIEW Describe the features and benefits of natural childbirth. What aspect contributes greatly to favorable outcomes, and why?

CONNECT How might use of epidural analgesia negatively affect the parent–newborn relationship? Explain how your answer illustrates bidirectional influences between parent and child, emphasized in ecological systems theory.

APPLY On seeing her newborn baby for the first time, Caroline exclaimed, "Why is she so out of proportion?" What observations prompted Caroline to ask this question? Explain why her baby's appearance is adaptive.

REFLECT If you were an expectant parent, would you choose home birth? Why or why not?

Preterm and Low-Birth-Weight Infants

Babies born three weeks or more before the end of a full 38-week pregnancy or who weigh less than 5½ pounds (2,500 grams) have for many years been referred to as "premature." A wealth of research indicates that premature babies are at risk for many problems. Birth weight is the best available predictor of infant survival and healthy development. Many newborns who weigh less than 3½ pounds (1,500 grams) experience difficulties that are not overcome, an effect that becomes stronger as length of pregnancy and birth weight decrease (see Figure 3.5 on page 102) (Baron & Rey-Casserly, 2010; Bolisetty et al., 2006; Dombrowski, Noonan, & Martin, 2007). Brain abnormalities, frequent illness, inattention, overactivity, sensory impairments, poor motor coordination, language delays, low intelligence test scores, deficits in school learning, and emotional and behavior problems are some of the difficulties that persist through childhood and adolescence and into adulthood (Aarnoudse-Moens, Weiglas-Kuperus, & van Goudoever, 2009; Clark et al., 2008; Delobel-Ayoub et al., 2009; Nosarti et al., 2011).

About 1 in 13 American infants is born underweight. Although the problem can strike unexpectedly, it occurs especially often among poverty-stricken women (U.S. Department of Health and Human Services, 2011a). These mothers, as noted earlier, are more likely to be undernourished and to be exposed to other harmful environmental influences. In addition, they often do not receive adequate prenatal care.

Recall from Chapter 2 that prematurity is also common in multiple births. About 60 percent of twins and more than 90 percent of triplets are born early and low birth weight (U.S. Department of Health and Human Services, 2011a). Because space inside the uterus is restricted, multiples gain less weight than singletons in the second half of pregnancy.

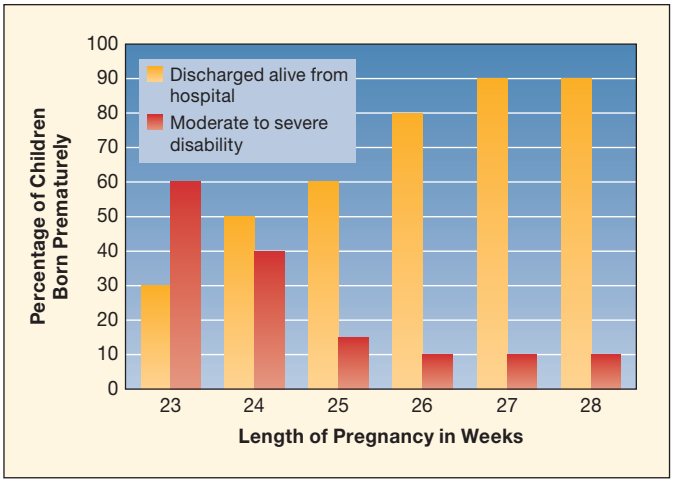

FIGURE 3.5 Rates of infant survival and child disabilities by length of pregnancy. In a follow-up of more than 2,300 babies born between 23 and 28 weeks gestation, the percentage who survived decreased and the percentage who displayed moderate to severe disabilities (assessed during the preschool years) increased with reduced length of pregnancy. Severe disabilities included cerebral palsy (unlikely to ever walk), severely delayed mental development, deafness, and blindness. Moderate disabilities included cerebral palsy (able to walk with assistance), moderately delayed mental development, and hearing impairments partially correctable with a hearing aid. (Adapted from Bolisetty et al., 2006.)

Preterm versus Small-for-Date Infants

Although low-birth-weight infants face many obstacles to healthy development, most go on to lead normal lives; about half of those born at 23 to 24 weeks gestation and weighing only a couple of pounds at birth have no disability (refer again to Figure 3.5). To better understand why some babies do better than others, researchers divide them into two groups. **Preterm infants** are those born several weeks or more before their due date. Although they are small, their weight may still be appropriate, based on time spent in the uterus. **Small-for-date infants** are below their expected weight considering length of the pregnancy. Some small-for-date infants are actually full-term. Others are preterm infants who are especially underweight.

Of the two types of babies, small-for-date infants usually have more serious problems. During the first year, they are more likely to die, catch infections, and show evidence of brain damage. By middle childhood, they are smaller in stature, have lower intelligence test scores, are less attentive, achieve more poorly in school, and are socially immature (Hediger et al., 2002; O'Keefe et al., 2003; Sullivan et al., 2008). Small-for-date infants probably experienced inadequate nutrition before birth. Perhaps their mothers did not eat properly, the placenta did not function normally, or the babies themselves had defects that prevented them from growing as they should. Consequently, small-for-date infants are especially likely to suffer from prenatal neurological impairments that permanently weaken their capacity to manage stress (Wust et al., 2005).

Even among preterm newborns whose weight is appropriate for length of pregnancy, just seven more days—from 34 to 35 weeks—greatly reduces rates of illness, costly medical procedures, and lengthy hospital stays (Gladstone & Katz, 2004). And despite being relatively low-risk for disabilities, a substantial number of 34-week preterms are below average in physical growth and mildly to moderately delayed in cognitive development in early and middle childhood (Morse et al., 2009; Pietz et al., 2004; Stephens & Vohr, 2009). And in an investigation of over 120,000 New York City births, babies born even 1 or 2 weeks early showed slightly lower reading and math scores at a third-grade follow-up than children who experienced a full-length prenatal period (Noble et al., 2012). These outcomes persisted even after controlling for other factors linked to achievement, such as birth weight and SES. Yet doctors often induce births several weeks preterm, under the misconception that these babies are developmentally "mature."

Consequences for Caregiving

Imagine a scrawny, thin-skinned infant whose body is only a little larger than the size of your hand. You try to play with the baby by stroking and talking softly, but he is sleepy and unresponsive. When you feed him, he sucks poorly. During the short, unpredictable periods in which he is awake, he is usually irritable.

The appearance and behavior of preterm babies can lead parents to be less sensitive in caring for them. Compared with full-term infants, preterm babies—especially those who are very ill at birth—are less often held close, touched, and talked to gently. At times, mothers of these infants resort to interfering pokes and verbal commands in an effort to obtain a higher level of response from the baby (Barratt, Roach, & Leavitt, 1996; Feldman, 2007). This may explain why preterm babies as a group are at risk for child abuse.

Research reveals that distressed, emotionally reactive preterm infants are especially susceptible to the effects of parenting quality: Among a sample of preterm 9-month-olds, the combination of infant negativity and angry or intrusive parenting yielded the highest rates of behavior problems at 2 years of age. But with warm, sensitive parenting, distressed preterm babies' rates of behavior problems were the lowest (Poehlmann et al., 2011). When they are born to isolated, poverty-stricken mothers who cannot provide good nutrition, health care, and parenting, the likelihood of unfavorable outcomes increases. In contrast, parents with stable life circumstances and social supports usually can overcome the stresses of caring for a preterm infant (Ment et al., 2003). In these cases, even sick preterm babies have a good chance of catching up in development by middle childhood.

These findings suggest that how well preterm infants develop has a great deal to do with the parent–child relationship. Consequently, interventions directed at supporting both sides of this tie are more likely to help these infants recover.

Interventions for Preterm Infants

A preterm baby is cared for in a special Plexiglas-enclosed bed called an *isolette.* Temperature is carefully controlled because these babies cannot yet regulate their own body temperature

effectively. To help protect the baby from infection, air is filtered before it enters the isolette. When a preterm infant is fed through a stomach tube, breathes with the aid of a respirator, and receives medication through an intravenous needle, the isolette can be very isolating indeed! Physical needs that otherwise would lead to close contact and other human stimulation are met mechanically.

Special Infant Stimulation. In proper doses, certain kinds of stimulation can help preterm infants develop. In some intensive care nurseries, preterm babies can be seen rocking in suspended hammocks or lying on waterbeds designed to replace the gentle motion they would have received while still in the mother's uterus. Other forms of stimulation have also been used—an attractive mobile or a tape recording of a heartbeat, soft music, or the mother's voice. These experiences promote faster weight gain, more predictable sleep patterns, and greater alertness (Arnon et al., 2006; Marshall-Baker, Lickliter, & Cooper, 1998).

Touch is an especially important form of stimulation. In baby animals, touching the skin releases certain brain chemicals that support physical growth—effects believed to occur in humans as well. When preterm infants were massaged several times each day in the hospital, they gained weight faster and, at the end of the first year, were advanced in mental and motor development over preterm babies not given this stimulation (Field, 2001; Field, Hernandez-Reif, & Freedman, 2004).

In developing countries where hospitalization is not always possible, skin-to-skin "kangaroo care" is the most readily available intervention for promoting the survival and recovery of preterm babies. It involves placing the infant in a vertical position between the mother's breasts or next to the father's chest (under the parent's clothing) so the parent's body functions as a human incubator. Kangaroo care offers fathers a unique opportunity to increase their involvement in caring for the preterm newborn. Because of its many physical and psychological benefits, the technique is often used in Western nations as a supplement to hospital intensive care.

Kangaroo skin-to-skin contact fosters improved oxygenation of the baby's body, temperature regulation, sleep, breastfeeding, alertness, and infant survival (Conde-Agudelo, Belizan, & Diaz-Rossello, 2011; Lawn et al., 2010). In addition, the kangaroo position provides the baby with gentle stimulation of all sensory modalities: hearing (through the parent's voice), smell (through proximity to the parent's body), touch (through skin-to-skin contact), and visual (through the upright position). Mothers and fathers practicing kangaroo care feel more confident about caring for their fragile babies and interact more sensitively and affectionately with them (Dodd, 2005; Feldman, 2007).

Together, these factors may explain why preterm babies given many hours of kangaroo care in their early weeks, compared to those given little or no such care, score higher on measures of mental and motor development during the first year (Charpak, Ruiz-Peláez, & Figueroa, 2005; Feldman, 2007). Because of its diverse benefits, more than 80 percent of U.S. hospitals now offer kangaroo care to preterm newborns (Field et al., 2006).

© ERNESTO BONILLA/XINHUA PRESS/CORBIS

© PICTURE PARTNERS/ALAMY

Top photo: A father in El Salvador uses skin-to-skin "kangaroo care" with his infant as part of a hospital program that teaches parents techniques for promoting survival and development in preterm and underweight babies. *Bottom photo:* Here, a U.S. mother uses kangaroo care with her fragile newborn.

Training Parents in Infant Caregiving Skills. Interventions that support parents of preterm infants generally teach them about the infant's characteristics and promote caregiving skills. For parents with adequate economic and personal resources to care for a preterm infant, just a few sessions of coaching in recognizing and responding to the baby's needs are linked to enhanced parent–infant interaction, reduced infant crying and improved sleep, more rapid language development in the second year, and steady gains in mental test scores that equal those of full-term children by middle childhood (Achenbach et al., 1990; Newnham, Milgrom, & Skouteris, 2009).

When preterm infants live in stressed, low-income households, long-term, intensive intervention is required to reduce developmental problems. In the Infant Health and Development

Social Issues: Health

A Cross-National Perspective on Health Care and Other Policies for Parents and Newborn Babies

Infant mortality—the number of deaths in the first year of life per 1,000 live births—is an index used around the world to assess the overall health of a nation's children. Although the United States has the most up-to-date health-care technology in the world, it has made less progress in reducing infant deaths than many other countries. Over the past three decades, it has slipped in the international rankings, from seventh in the 1950s to twenty-eighth in 2012. Members of America's poor ethnic minorities are at greatest risk. African-American and Native-American babies are nearly twice as likely as white infants to die in the first year of life (U.S. Census Bureau, 2012a, 2012b).

Neonatal mortality, the rate of death within the first month of life, accounts for 67 percent of the infant death rate in the United States. Two factors are largely responsible for neonatal mortality. The first is serious physical defects, most of which cannot be prevented. The percentage of babies born with physical defects is about the same in all ethnic and income groups. The second leading cause of neonatal mortality is low birth weight, which is largely preventable. African-American and Native-American babies are twice as likely as white infants to be born early and underweight (U.S. Census Bureau, 2012b).

Widespread poverty and weak health-care programs for mothers and young children are largely responsible for these trends. Each country in Figure 3.6 that outranks the United States in infant survival provides all its citizens with government-sponsored health-care benefits. And each takes extra steps to make sure that pregnant mothers and babies have access to good nutrition, high-quality medical care, and social and economic supports that promote effective parenting.

For example, all Western European nations guarantee women a certain number of prenatal visits at very low or no cost. After a baby is born, a health professional routinely visits the home to provide counseling about infant care and to arrange continuing medical services. Home assistance is especially extensive in the Netherlands. For a token fee, each mother is granted a specially trained maternity helper, who assists with infant care, shopping, housekeeping, meal preparation, and the care of other children during the days after delivery (Zwart, 2007).

Paid, job-protected employment leave is another vital societal intervention for new parents. Canadian mothers are eligible for 15 weeks' maternity leave at 55 percent of prior earnings (up to a maximum of $485 per week), and Canadian mothers or fathers can take an additional 35 weeks of parental leave at the same rate. Paid leave is widely available in other industrialized nations as well. Sweden has the most generous parental leave program in the world. Mothers can begin maternity leave 60 days prior to expected delivery, extending it to six weeks after birth; fathers are granted two weeks of birth leave. In addition, either parent can take full leave for 16 months at 80 percent of prior earnings, followed by an additional three months at a modest flat rate. Each parent is also entitled to another 18 months of unpaid leave. Furthermore, many countries supplement basic paid

© MICHEL SETBOUN/CORBIS

These fathers in Stockholm take advantage of Sweden's parental leave program, the most generous in the world, which provides them with two weeks of birth leave followed by 16 months of paid leave at 80 percent of prior earnings.

Program, preterm babies born into poverty received a comprehensive intervention that combined medical follow-up, weekly parent training sessions, and cognitively stimulating child care from 1 to 3 years of age. More than four times as many intervention children as controls (39 versus 9 percent) were within normal range at age 3 in intelligence, psychological adjustment, and physical growth (Bradley et al., 1994). In addition, mothers in the intervention group were more affectionate and more often encouraged play and cognitive mastery in their children—one reason their 3-year-olds may have been developing so favorably (McCarton, 1998).

At ages 5 and 8, children who had attended the child-care program regularly—for more than 350 days over the three-year period—continued to show better intellectual functioning. The more they attended, the higher they scored, with greater gains among those whose birth weights were higher—between 4½ and 5½ pounds (2,001 to 2,500 grams). In contrast, children who attended only sporadically gained little or even lost ground (Hill, Brooks-Gunn, & Waldfogel, 2003). These findings confirm that babies who are both preterm and economically disadvantaged require *intensive* intervention. And special strategies, such

leave. In Germany, for example, after a fully paid three-month leave, a parent may take one more year at a flat rate and three additional years at no pay (OECD, 2006; Waldfogel, 2001).

Yet in the United States, the federal government mandates *only 12 weeks of unpaid leave* for employees in businesses with at least 50 workers. Most women, however, work in smaller businesses, and many of those who work in large enough companies cannot afford to take unpaid leave (Hewlett, 2003). Similarly, though paternal leave predicts fathers' increased involvement in infant care at the end of the first year, many fathers take little or none at all (Nepomnyaschy & Waldfogel, 2007; OECD, 2006). In 2002, California became the first state to guarantee a mother or father paid leave—up to six weeks at half salary, regardless of the size of the company. Since then, Hawaii, New Jersey, New York, Rhode Island, and the territory of Puerto Rico have passed similar legislation.

Nevertheless, six weeks of childbirth leave (the norm in the United States) is not enough. When a family is stressed by a baby's arrival, leaves of six weeks or less are linked to increased maternal anxiety, depression, marital dissatisfaction, sense of role overload (conflict between work and family responsibilities), and negative interactions with the baby. A longer leave (12 weeks or more) predicts favorable maternal mental health, supportive marital interaction, and sensitive caregiving (Feldman, Sussman, & Zigler, 2004; Hyde et al., 2001). Single women and their babies are most hurt by the absence of a generous national paid-leave policy. These mothers, who are usually the sole source of support for their families, can least afford to take time from their jobs.

In countries with low infant mortality rates, expectant parents need not wonder how or where they will get health care and other resources to support their baby's development. The powerful impact of universal, high-quality health care, generous parental leave, and other social services on maternal and infant well-being provides strong justification for these policies.

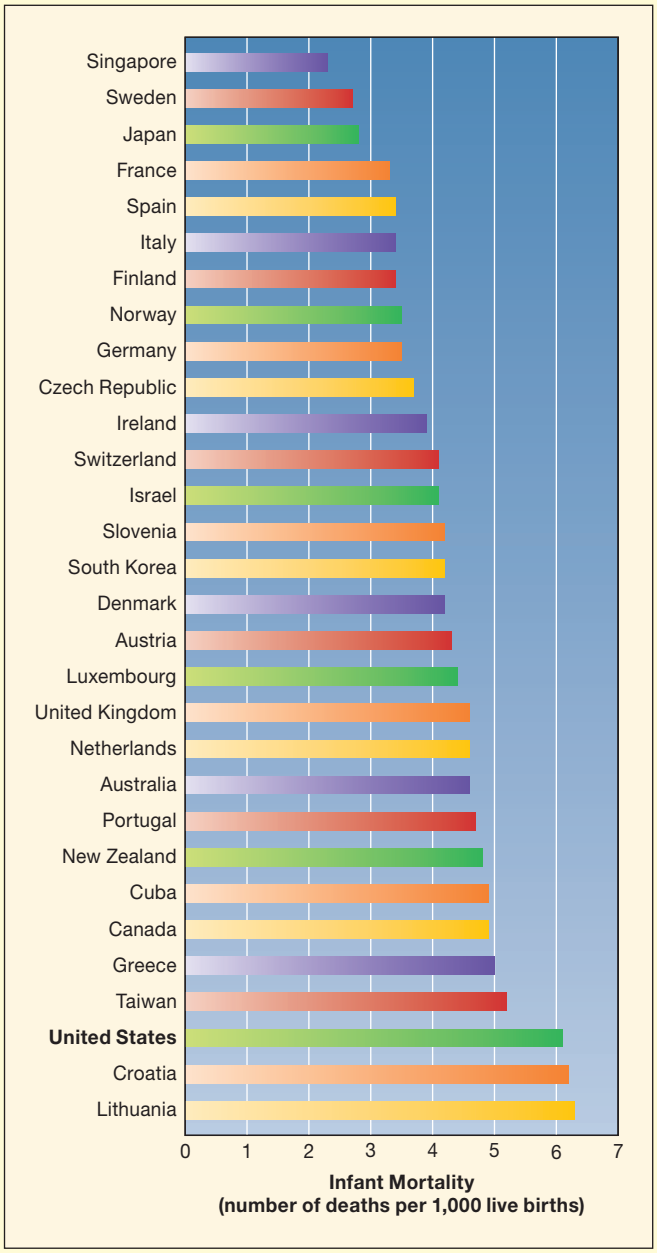

FIGURE 3.6 Infant mortality in thirty nations. Despite its advanced health-care technology, the United States ranks poorly. It is twenty-eighth in the world, with a death rate of 6.1 infants per 1,000 births. (Adapted from U.S. Census Bureau, 2012a.)

as extra adult–child interaction, may be necessary to achieve lasting changes in children with the lowest birth weights.

Nevertheless, even the best caregiving environments cannot "fix" the enormous biological risks associated with extremely low birth weight. A better course of action would be to prevent this serious threat to infant survival and development. The high rate of underweight babies in the United States—one of the worst in the industrialized world—could be greatly reduced by improving the health and social conditions described in the Social Issues: Health box above.

Birth Complications, Parenting, and Resilience

In the preceding sections, we considered a variety of birth complications. Now let's try to put the evidence together. Can any general principles help us understand how infants who survive a traumatic birth are likely to develop? A landmark study carried out in Hawaii provides some answers.

In 1955, Emmy Werner and Ruth Smith began to follow nearly 700 infants on the island of Kauai who had experienced mild, moderate, or severe birth complications. Each was matched, on the basis of SES and ethnicity, with a healthy newborn (Werner & Smith, 1982). Findings showed that the likelihood of long-term difficulties increased if birth trauma was severe. But among mildly to moderately stressed children, those growing up in stable families did almost as well on measures of intelligence and psychological adjustment as those with no birth problems. Children exposed to poverty, family disorganization, and mentally ill parents often developed serious learning difficulties, behavior problems, and emotional disturbance.

The Kauai study tells us that as long as birth injuries are not overwhelming, a supportive home environment can restore children's growth. But the most intriguing cases in this study were the handful of exceptions. A few children with both fairly serious birth complications and troubled family environments grew into competent adults who fared as well as controls in career attainment and psychological adjustment. Werner and Smith found that these children relied on factors outside the family and within themselves to overcome stress. Some had attractive personalities that drew positive responses from relatives, neighbors, and peers. In other instances, a grandparent, aunt, uncle, or babysitter provided the needed emotional support (Werner, 1989, 2001; Werner & Smith, 1992).

Do these outcomes remind you of the characteristics of resilient children, discussed in Chapter 1? The Kauai study and other similar investigations reveal that the impact of early biological risks often wanes as children's personal characteristics and social experiences contribute increasingly to their functioning (Laucht, Esser, & Schmidt, 1997; Resnick et al., 1999). In sum, when the overall balance of life events tips toward the favorable side, children with serious birth problems can develop successfully.

ASK YOURSELF

REVIEW Sensitive care can help preterm infants recover, but they are less likely than full-term newborns to receive such care. Explain why.

CONNECT List factors discussed in this chapter that increase the chances that an infant will be born underweight. How many of these factors could be prevented by better health care for expectant mothers?

APPLY Cecilia and Adena each gave birth to a 3-pound baby seven weeks preterm. Cecilia is single and on welfare. Adena and her partner are happily married and earn a good income. Plan an intervention appropriate for helping each baby develop.

REFLECT Many people object to the use of extraordinary medical measures to save extremely low-birth-weight babies because of their high risk for serious developmental problems. Do you agree or disagree? Explain.

The Newborn Baby's Capacities

Newborn infants have a remarkable set of capacities that are crucial for survival and for evoking attention and care from parents. In relating to the physical and social world, babies are active from the very start.

Reflexes

A **reflex** is an inborn, automatic response to a particular form of stimulation. Reflexes are the newborn baby's most obvious organized patterns of behavior. As Jay placed Joshua on a table in my classroom, we saw several. When Jay bumped the side of the table, Joshua reacted by flinging his arms wide and bringing them back toward his body. As Yolanda stroked Joshua's cheek, he turned his head in her direction. ***TAKE A MOMENT...*** Look at Table 3.4 and see if you can name the newborn reflexes that Joshua displayed.

Some reflexes have survival value. The rooting reflex helps a breastfed baby find the mother's nipple. Babies display it only when hungry and touched by another person, not when they touch themselves (Rochat & Hespos, 1997). At birth, babies adjust their sucking pressure to how easily milk flows from the nipple (Craig & Lee, 1999). And if sucking were not automatic, our species would be unlikely to survive for a single generation!

A few reflexes form the basis for complex motor skills that will develop later. The stepping reflex looks like a primitive walking response. Unlike other reflexes, it appears in a wide range of situations—with the newborn's body in a sideways or upside-down position, with feet touching walls or ceilings, and even with legs dangling in the air (Adolph & Berger, 2006).

© LAURA DWIGHT PHOTOGRAPHY

In the Moro reflex, loss of support or a sudden loud sound causes the baby to extend the legs and throw the arms outward in an "embracing" motion.

TABLE 3.4 Some Newborn Reflexes

REFLEX	STIMULATION	RESPONSE	AGE OF DISAPPEARANCE	FUNCTION
Eye blink	Shine bright light at eyes or clap hand near head.	Infant quickly closes eyelids.	Permanent	Protects infant from strong stimulation
Rooting	Stroke cheek near corner of mouth.	Head turns toward source of stimulation.	3 weeks (becomes voluntary turning at this time)	Helps infant find the nipple
Sucking	Place finger in infant's mouth.	Infant sucks finger rhythmically.	Replaced by voluntary sucking after 4 months	Permits feeding
Moro	Hold infant horizontally on back and let head drop slightly, or produce a sudden loud sound against surface supporting infant.	Infant makes an "embracing" motion by arching back, extending legs, throwing arms outward, and then bringing arms in toward the body.	6 months	In human evolutionary past, may have helped infant cling to mother
Palmar grasp	Place finger in infant's hand and press against palm.	Infant spontaneously grasps finger.	3–4 months	Prepares infant for voluntary grasping
Tonic neck	Turn head to one side while infant is lying awake on back.	Infant lies in a "fencing position." One arm is extended in front of eyes on side to which head is turned, other arm is flexed.	4 months	May prepare infant for voluntary reaching
Stepping	Hold infant under arms and permit bare feet to touch a flat surface.	Infant lifts one foot after another in stepping response.	2 months in infants who gain weight quickly; sustained in lighter infants	Prepares infant for voluntary walking
Babinski	Stroke sole of foot from toe toward heel.	Toes fan out and curl as foot twists in.	8–12 months	Unknown

Sources: Knobloch & Pasamanick, 1974; Prechtl & Beintema, 1965; Thelen, Fisher, & Ridley-Johnson, 1984.

One reason that babies frequently engage in the alternating leg movements of stepping is their ease compared with other movement patterns; repetitive movement of just one leg or of both legs at once requires more effort.

In infants who gain weight quickly in the weeks after birth, the stepping reflex drops out because thigh and calf muscles are not strong enough to lift the baby's chubby legs. But if the lower part of the infant's body is dipped in water, the reflex reappears because the buoyancy of the water lightens the load on the baby's muscles (Thelen, Fisher, & Ridley-Johnson, 1984). When stepping is exercised regularly, babies make more reflexive stepping movements and are likely to walk several weeks earlier than if stepping is not practiced (Zelazo et al., 1993). However, there is no special need for infants to practice the stepping reflex because all normal babies walk in due time.

Several reflexes help parents and infants establish gratifying interaction. A baby who searches for and successfully finds the nipple, sucks easily during feedings, and grasps when the hand is touched encourages parents to respond lovingly and feel competent as caregivers. Reflexes can also help caregivers comfort the baby because they permit infants to control distress and amount of stimulation. For example, on short trips with Joshua to the grocery store, Yolanda brought along a pacifier. If he became fussy, sucking helped quiet him until she could feed, change, or hold him.

© LAURA DWIGHT PHOTOGRAPHY

When held upright under the arms, newborns show a reflexive stepping response, which forms the basis for later walking.

© LAURA DWIGHT PHOTOGRAPHY

The palmar grasp reflex is so strong during the first week after birth that many infants can use it to support their entire weight.

Refer to Table 3.4 again, and you will see that most newborn reflexes disappear during the first six months. Researchers believe that this is due to a gradual increase in voluntary control over behavior as the cerebral cortex develops. Pediatricians test reflexes carefully because reflexes can reveal the health of the baby's nervous system. Weak or absent reflexes, overly rigid or exaggerated reflexes, and reflexes that persist beyond the point in development when they should normally disappear can signal brain damage (Schott & Rossor, 2003; Zafeiriou, 2000).

States

Throughout the day and night, newborn infants move in and out of five **states of arousal,** or degrees of sleep and wakefulness, described in Table 3.5. During the first month, these states alternate frequently. The most fleeting is quiet alertness, which usually moves quickly toward fussing and crying. Much to the relief of their fatigued parents, newborns spend the greatest amount of time asleep—about 16 to 18 hours a day. Because the fetus tends to synchronize periods of rest and activity with those of the mother, newborns sleep more at night than during the day (Heraghty et al., 2008). Nevertheless, young babies' sleep–wake cycles are affected more by fullness–hunger than by darkness–light (Davis, Parker, & Montgomery, 2004).

However, striking individual differences in daily rhythms exist that affect parents' attitudes toward and interactions with the baby. A few newborns sleep for long periods, increasing the energy their well-rested parents have for sensitive, responsive care. Other babies cry a great deal, and their parents must exert great effort to soothe them. If these parents do not succeed, they may feel less competent and less positive toward their infant.

Furthermore, from birth on, arousal patterns have implications for cognitive development. Babies who spend more time alert probably receive more social stimulation and opportunities to explore and, therefore, may have a slight advantage in mental development (Sadeh et al., 2007; Smart & Hiscock, 2007). And as with adults, sleep enhances babies' learning and memory. In one study, eye-blink responses and brain-wave recordings revealed that sleeping newborns readily learned that a tone would be followed by a puff of air to the eye (Fifer et al., 2010). Because young infants spend so much time sleeping, the capacity to learn about external stimuli during sleep may be essential for adaptation to their surroundings.

Of the states listed in Table 3.5, the two extremes—sleep and crying—have been of greatest interest to researchers. Each tells us something about normal and abnormal early development.

Sleep. Observing Joshua as he slept, Yolanda and Jay wondered why his eyelids and body twitched and his rate of breathing varied. Sleep is made up of at least two states. During irregular, or **rapid-eye-movement (REM), sleep,** brain-wave activity is remarkably similar to that of the waking state. The eyes dart beneath the lids; heart rate, blood pressure, and breathing are uneven; and slight body movements occur. In contrast, during regular, or **non-rapid-eye-movement (NREM), sleep,** the body is almost motionless, and heart rate, breathing, and brain-wave activity are slow and even.

Like children and adults, newborns alternate between REM and NREM sleep. However, they spend far more time in the REM state than they ever will again. REM sleep accounts for 50 percent of a newborn baby's sleep time. By 3 to 5 years, it has declined to an adultlike level of 20 percent (Louis et al., 1997).

Why do young infants spend so much time in REM sleep? In older children and adults, the REM state is associated with dreaming. Babies probably do not dream, at least not in the same way we do. But researchers believe that the stimulation of REM sleep is vital for growth of the central nervous system. Young infants seem to have a special need for this stimulation because they spend little time in an alert state, when they can

TABLE 3.5 Infant States of Arousal

STATE	DESCRIPTION	DAILY DURATION IN NEWBORN
Regular, or NREM, sleep	The infant is at full rest and shows little or no body activity. The eyelids are closed, no eye movements occur, the face is relaxed, and breathing is slow and regular.	8–9 hours
Irregular, or REM, sleep	Gentle limb movements, occasional stirring, and facial grimacing occur. Although the eyelids are closed, occasional rapid eye movements can be seen beneath them. Breathing is irregular.	8–9 hours
Drowsiness	The infant is either falling asleep or waking up. Body is less active than in irregular sleep but more active than in regular sleep. The eyes open and close; when open, they have a glazed look. Breathing is even but somewhat faster than in regular sleep.	Varies
Quiet alertness	The infant's body is relatively inactive, with eyes open and attentive. Breathing is even.	2–3 hours
Waking activity and crying	The infant shows frequent bursts of uncoordinated body activity. Breathing is very irregular. Face may be relaxed or tense and wrinkled. Crying may occur.	1–4 hours

Source: Wolff, 1966.

get input from the environment. In support of this idea, the percentage of REM sleep is especially great in the fetus and in preterm babies, who are even less able than full-term newborns to take advantage of external stimulation (de Weerd & van den Bossche, 2003; Peirano, Algarin, & Uauy, 2003).

Because newborns' normal sleep behavior is organized and patterned, observations of sleep states can help identify central nervous system abnormalities. In infants who are brain-damaged or who have experienced birth trauma, disturbed REM–NREM sleep cycles are often present. Babies with poor sleep organization are likely to be behaviorally disorganized and, therefore, to have difficulty learning and evoking caregiver interactions that enhance their development. In the preschool years, they show delayed motor, cognitive, and language development (de Weerd & van den Bossche, 2003; Feldman, 2006; Holditch-Davis, Belyea, & Edwards, 2005). And the brain-functioning problems that underlie newborn sleep irregularities may culminate in sudden infant death syndrome, a major cause of infant mortality (see the Biology and Environment box on page 110).

Crying. Crying is the first way that babies communicate, letting parents know they need food, comfort, or stimulation. During the weeks after birth, all infants have some fussy periods when they are difficult to console. But most of the time, the nature of the cry, combined with the experiences leading up to it, helps guide parents toward its cause. The baby's cry is a complex stimulus that varies in intensity, from a whimper to a message of all-out distress (Gustafson, Wood, & Green, 2000; Wood, 2009). As early as the first few weeks, infants can be identified by the unique vocal "signature" of their cries, which helps parents locate their baby from a distance (Gustafson, Green, & Cleland, 1994).

Young infants usually cry because of physical needs. Hunger is the most common cause, but babies may also cry in response to temperature change when undressed, a sudden noise, or a painful stimulus. Newborns (as well as older babies) often cry at the sound of another crying baby (Dondi, Simion, & Caltran, 1999; Geangu et al., 2010). Some researchers believe that this response reflects an inborn capacity to react to the suffering of others. Furthermore, crying typically increases during the early weeks, peaks at about 6 weeks, and then declines (Barr, 2001). Because this trend appears in many cultures with vastly different infant care practices, researchers believe that normal readjustments of the central nervous system underlie it. ***TAKE A MOMENT...*** The next time you hear an infant cry, notice your own reaction. The sound stimulates strong feelings of arousal and discomfort in men and women, parents and nonparents alike (Murray, 1985). This powerful response is probably innately programmed in humans to make sure that babies receive the care and protection they need to survive.

Soothing Crying Infants. Although parents do not always interpret their baby's cry correctly, their accuracy improves with experience. At the same time, they vary widely in responsiveness.

© LAURA DWIGHT PHOTOGRAPHY

To soothe his crying infant, this father rocks her gently while talking softly.

Parents who are high in empathy (ability to take the perspective of others in distress) and who hold "child-centered" attitudes toward infant care (for example, believe that babies cannot be spoiled by being picked up) are more likely to respond quickly and sensitively to a crying baby (Leerkes, 2010; Zeifman, 2003).

Fortunately, there are many ways to soothe a crying baby when feeding and diaper changing do not work (see Applying What We Know on page 111). The technique that Western parents usually try first, lifting the baby to the shoulder and rocking or walking, is highly effective. Another common soothing method is swaddling—wrapping the baby snugly in a blanket. The Quechua, who live in the cold, high-altitude desert regions of Peru, dress young babies in layers of clothing and blankets that cover the head and body, a practice that reduces crying and promotes sleep (Tronick, Thomas, & Daltabuit, 1994). It also allows the baby to conserve energy for early growth in the harsh Peruvian highlands.

LOOK AND LISTEN

In a public setting, watch several parents soothe their crying babies. What techniques did the parents use, and how successful were they? ●

Biology and Environment

The Mysterious Tragedy of Sudden Infant Death Syndrome

Millie awoke with a start one morning and looked at the clock. It was 7:30, and Sasha had missed both her night waking and her early morning feeding. Wondering if she was all right, Millie and her husband Stuart tiptoed into the room. Sasha lay still, curled up under her blanket. She had died silently during her sleep.

Sasha was a victim of **sudden infant death syndrome (SIDS)**, the unexpected death, usually during the night, of an infant under 1 year of age that remains unexplained after thorough investigation. In industrialized nations, SIDS is the leading cause of infant mortality between 1 and 12 months, accounting for about 20 percent of these deaths in the United States (Mathews & MacDorman, 2008).

SIDS victims usually show physical problems from the beginning. Early medical records of SIDS babies reveal higher rates of prematurity and low birth weight, poor Apgar scores, and limp muscle tone. Abnormal heart rate and respiration and disturbances in sleep–wake activity and in REM–NREM cycles while asleep are also involved (Cornwell & Feigenbaum, 2006; Kato et al., 2003). At the time of death, many SIDS babies have a mild respiratory infection (Blood-Siegfried, 2009). This seems to increase the chances of respiratory failure in an already vulnerable baby.

Mounting evidence suggests that impaired brain functioning is a major contributor to SIDS. Between 2 and 4 months, when SIDS is most likely to occur, reflexes decline and are replaced by voluntary, learned responses. Neurological weaknesses may prevent SIDS babies from acquiring behaviors that replace defensive reflexes (Lipsitt, 2003). As a result, when breathing difficulties occur during sleep, infants do not wake up, shift their position, or cry out for help. Instead, they simply give in to oxygen deprivation and death. In support of this interpretation, autopsies reveal that the brains of SIDS babies contain unusually low levels of serotonin (a brain chemical that assists with arousal when survival is threatened) as well as other abnormalities in centers that control breathing and arousal (Duncan et al., 2010).

Several environmental factors are linked to SIDS. Maternal cigarette smoking, both during and after pregnancy, as well as smoking by other caregivers, doubles risk of the disorder. Babies exposed to cigarette smoke arouse less easily from sleep and have more respiratory infections (Richardson, Walker, & Horne, 2009; Shah, Sullivan, & Carter, 2006). Prenatal abuse of drugs that depress central nervous system functioning (alcohol, opiates, and barbiturates) increases the risk of SIDS as much as fifteenfold (Hunt & Hauck, 2006). Babies of drug-abusing mothers are especially likely to display SIDS-related brain abnormalities (Kinney, 2009).

SIDS babies are also more likely to sleep on their stomachs than on their backs and often are wrapped very warmly in clothing and blankets. Infants who sleep on their stomachs less often wake when their breathing is disturbed (Richardson, Walker, & Horne, 2008). In other cases, healthy babies sleeping face down on soft bedding may die from continually breathing their own exhaled breath.

Quitting smoking and drug taking, changing an infant's sleeping position, and removing a few bedclothes can reduce the incidence of SIDS. For example, if women refrained from smoking while pregnant, an estimated 30 percent of SIDS cases would be prevented. Public education campaigns that encourage parents to put their infants down on their backs have cut the incidence of SIDS in half in many Western nations (Moon, Horne, & Hauck, 2007). Another protective measure is pacifier use: Sleeping babies who suck arouse more easily in response to breathing and heart-rate irregularities (Li et al., 2006). Nevertheless, compared with white infants, SIDS rates are two to six times as high in poverty-stricken minority groups, where parental stress, substance abuse, reduced access to health care, and lack of knowledge about safe sleep practices are widespread (Colson et al., 2009; Pickett, Luo, & Lauderdale, 2005).

When SIDS does occur, surviving family members require a great deal of help to overcome a sudden and unexpected death. As Millie commented six months after Sasha's death, "It's the worst crisis we've ever been through. What's helped us most are the comforting words of others who've experienced the same tragedy."

© BANANASTOCK/JUPITERIMAGES

Public education campaigns encouraging parents to put their infants down on their backs to sleep have helped reduce the incidence of SIDS by more than half in many Western nations.

Applying What We Know

Soothing a Crying Baby

Method	Explanation
Talk softly or play rhythmic sounds.	Continuous, monotonous, rhythmic sounds (such as a clock ticking, a fan whirring, or peaceful music) are more effective than intermittent sounds.
Offer a pacifier.	Sucking helps babies control their own level of arousal.
Massage the baby's body.	Stroking the baby's torso and limbs with continuous, gentle motions relaxes the baby's muscles.
Swaddle the baby.	Restricting movement and increasing warmth often soothe a young infant.
Lift the baby to the shoulder and rock or walk.	This combination of physical contact, upright posture, and motion is an effective soothing technique, causing young infants to become quietly alert.
Take the baby for a short car ride or a walk in a baby carriage; swing the baby in a cradle.	Gentle, rhythmic motion of any kind helps lull the baby to sleep.
Combine several of the methods just listed.	Stimulating several of the baby's senses at once is often more effective than stimulating only one.
If these methods do not work, let the baby cry for a short period.	Occasionally, a baby responds well to just being put down and, after a few minutes, will fall asleep.

Sources: Campos, 1989; Evanoo, 2007; Lester, 1985; Reisman, 1987.

In many tribal and village societies and non-Western developed nations (such as Japan), babies are in physical contact with their caregivers almost continuously. Infants in these cultures show shorter bouts of crying than their American counterparts (Barr, 2001). When Western parents choose to practice "proximal care" by holding their babies extensively, amount of crying in the early months is reduced by about one-third (St James-Roberts et al., 2006).

© DEAN CONGER/CORBIS

Like the Quechua of Peru, the Mongol people of Central Asia heavily swaddle their babies, a practice that reduces crying and promotes sleep while also protecting infants from the region's harsh winters.

But not all research indicates that rapid parental responsiveness reduces infant crying (van IJzendoorn & Hubbard, 2000). Parents must make reasoned choices about what to do on the basis of culturally accepted practices, the suspected reason for the cry, and the context in which it occurs—for example, in the privacy of their own home or while having dinner at a restaurant. Fortunately, with age, crying declines. Virtually all researchers agree that parents can lessen older babies' need to cry by encouraging more mature ways of expressing their desires, such as gestures and vocalizations.

Abnormal Crying. Like reflexes and sleep patterns, the infant's cry offers a clue to central nervous system distress. The cries of brain-damaged babies and those who have experienced prenatal and birth complications are often shrill, piercing, and shorter in duration than those of healthy infants (Boukydis & Lester, 1998; Green, Irwin, & Gustafson, 2000). Even newborns with a fairly common problem—*colic,* or persistent crying—tend to have high-pitched, harsh-sounding cries (Zeskind & Barr, 1997). Although the cause of colic is unknown, certain newborns, who react especially strongly to unpleasant stimuli, are susceptible. Because their crying is intense, they find it harder to calm down than other babies (Barr et al., 2005; St James-Roberts et al., 2003). Colic generally subsides between 3 and 6 months.

Most parents try to respond to a crying baby with extra care and attention, but sometimes the cry is so unpleasant and the infant so difficult to soothe that parents become frustrated, resentful, and angry. Preterm and ill babies are more likely to be abused by highly stressed parents, who sometimes mention a high-pitched, grating cry as one factor that caused them to lose control and harm the baby (St James-Roberts, 2007). We will discuss a host of additional influences on child abuse in Chapter 8.

Sensory Capacities

On his visit to my class, Joshua looked wide-eyed at my bright pink blouse and turned to the sound of his mother's voice. During feedings, he lets Yolanda know through his sucking rhythm that he prefers the taste of breast milk to plain water. Clearly, Joshua has some well-developed sensory capacities. In the following sections, we explore the newborn's responsiveness to touch, taste, smell, sound, and visual stimulation.

Touch. In our discussion of preterm infants, we saw that touch helps stimulate early physical growth. As we will see in Chapter 6, it is vital for emotional development as well. Therefore, it is not surprising that sensitivity to touch is well-developed at birth. The reflexes listed in Table 3.4 on page 107 reveal that the newborn baby responds to touch, especially around the mouth, on the palms, and on the soles of the feet (Humphrey, 1978). Newborns even use touch to investigate their world. When small objects are placed in their palms, they can distinguish shape (prism versus cylinder) and texture (smooth versus rough), as indicated by their tendency to hold on longer to objects with an unfamiliar shape or texture (Sann & Streri, 2007, 2008).

At birth, infants are highly sensitive to pain. If male newborns are circumcised, anesthetic is sometimes not used because of the risk of giving drugs to a very young infant. Babies often respond with a high-pitched, stressful cry and a dramatic rise in heart rate, blood pressure, palm sweating, pupil dilation, and muscle tension (Lehr et al., 2007; Warnock & Sandrin, 2004). Brain-imaging research suggests that because of central nervous system immaturity, preterm babies, particularly males, feel the pain of a medical injection especially intensely (Bartocci et al., 2006).

Recent research establishing the safety of certain local anesthetics for newborns promises to ease the pain of these procedures. Offering a nipple that delivers a sugar solution is also helpful; it quickly reduces crying and discomfort in young babies, preterm and full-term alike. Breast milk may be especially effective: Even the smell of the milk of the baby's mother reduces infant distress to a routine blood-test heelstick more effectively than the odor of another mother's milk or of formula (Nishitani et al., 2009). And combining sweet liquid with gentle holding by the parent lessens pain even more. Research on infant mammals indicates that physical touch releases *endorphins*—painkilling chemicals in the brain (Axelin, Salanterä, & Lehtonen, 2006; Gormally et al., 2001).

Allowing a baby to endure severe pain overwhelms the nervous system with stress hormones, which can disrupt the child's developing capacity to handle common, everyday stressors. The result is heightened pain sensitivity, sleep disturbances, feeding problems, and difficulty calming down when upset (Mitchell & Boss, 2002).

Taste and Smell. Facial expressions reveal that newborns can distinguish several basic tastes. Like adults, they relax their facial muscles in response to sweetness, purse their lips when the taste is sour, and show a distinct archlike mouth opening when it is bitter (Steiner, 1979; Steiner et al., 2001). These reactions are important for survival: The food that best supports the infant's early growth is the sweet-tasting milk of the mother's breast. Not until 4 months do babies prefer a salty taste to plain water, a change that may prepare them to accept solid foods (Mennella & Beauchamp, 1998).

Nevertheless, newborns can readily learn to like a taste that at first evoked either a neutral or a negative response. For example, babies allergic to cow's-milk formula who are given a soy- or other vegetable-based substitute (typically very strong and bitter-tasting) soon prefer it to regular formula (Harris, 1997). A taste previously disliked can come to be preferred when it is paired with relief of hunger.

As with taste, certain odor preferences are present at birth. For example, the smell of bananas or chocolate causes a relaxed, pleasant facial expression, whereas the odor of rotten eggs makes the infant frown (Steiner, 1979). During pregnancy, the amniotic fluid is rich in tastes and smells that vary with the mother's diet—early experiences that influence newborns' preferences. In a study carried out in the Alsatian region of France, where anise is frequently used to flavor foods, researchers tested newborns for their reaction to the anise odor (Schaal, Marlier, & Soussignan, 2000). The mothers of some babies had regularly consumed anise during the last two weeks of pregnancy; the other mothers had never consumed it. When presented with the anise odor on the day of birth, the babies of non-anise-consuming mothers were far more likely to turn away with a negative facial expression (see Figure 3.7). These different reactions were still apparent four days later, even though all mothers had refrained from consuming anise during this time.

In many mammals, the sense of smell plays an important role in feeding and in protecting the young from predators by helping mothers and babies identify each other. Although smell is less well-developed in humans, traces of its survival value remain.

Immediately after birth, babies placed face down between their mother's breasts spontaneously latch on to a nipple and begin sucking within an hour. If one breast is washed to remove its natural scent, most newborns grasp the unwashed breast, indicating that they are guided by smell (Varendi & Porter, 2001). At 4 days of age, breastfed babies prefer the smell of their own mother's breast to that of an unfamiliar lactating mother (Cernoch & Porter, 1985). And both breast- and bottle-fed 3- to 4-day-olds orient more to the smell of unfamiliar human milk than to formula milk, indicating that (even without postnatal

(a) Responses by newborns of anise-consuming mothers

(b) Responses by newborns of non-anise-consuming mothers

FIGURE 3.7 Examples of facial expressions of newborns exposed to the odor of anise whose mothers' diets differed in anise-flavored foods during late pregnancy. (a) Babies of anise-consuming mothers spent more time turning toward the odor and sucking, licking, and chewing. (b) Babies of non-anise-consuming mothers more often turned away with a negative facial expression. (From B. Schaal, L. Marlier, & R. Soussignan, 2000, "Human Foetuses Learn Odours from Their Pregnant Mother's Diet," *Chemical Senses, 25,* p. 731. © 2000 Oxford University Press. Reprinted by permission of Oxford University Press and Dr. Benoist Schaal.)

exposure) the odor of human milk is more attractive to newborns (Marlier & Schaal, 2005). Newborns' dual attraction to the odor of their mother and to that of breast milk helps them locate an appropriate food source and, in the process, begin to distinguish their caregiver from other people.

Hearing. Newborn infants can hear a wide variety of sounds, and their sensitivity improves greatly over the first few months (Saffran, Werker, & Werner, 2006; Tharpe & Ashmead, 2001). At birth, infants prefer complex sounds, such as noises and voices, to pure tones. And babies only a few days old can tell the difference between a variety of sound patterns: a series of tones arranged in ascending versus descending order; tone sequences with a rhythmic downbeat (as in music) versus those without; utterances with two versus three syllables; the stress patterns of words ("*ma*-ma" versus "ma-*ma*"); happy-sounding speech as opposed to speech with negative or neutral emotional qualities; and even two languages spoken by the same bilingual speaker, as long as those languages differ in their rhythmic features—for example, French versus Russian (Mastropieri & Turkewitz, 1999; Ramus, 2002; Sansavini, Bertoncini, & Giovanelli, 1997; Trehub, 2001; Winkler et al., 2009).

Young infants listen longer to human speech than structurally similar nonspeech sounds (Vouloumanos & Werker, 2004). And they can detect the sounds of any human language. Newborns make fine-grained distinctions among many speech sounds. For example, when given a nipple that turns on a recording of the *"ba"* sound, babies suck vigorously and then slow down as the novelty wears off. When the sound switches to *"ga,"* sucking picks up, indicating that infants detect this subtle difference. Using this method, researchers have found only a few speech sounds that newborns cannot discriminate. Their ability to perceive sounds not found in their own language is more precise than an adult's (Aldridge, Stillman, & Bower, 2001; Jusczyk & Luce, 2002). These capacities reveal that the baby is marvelously prepared for the awesome task of acquiring language.

TAKE A MOMENT... Listen carefully to yourself the next time you talk to a young baby. You will probably speak in ways that highlight important parts of the speech stream—use a slow, high-pitched, expressive voice with a rising tone at the ends of phrases and sentences and a pause before continuing. Adults probably communicate this way because they notice that infants are more attentive when they do so. Indeed, newborns prefer speech with these characteristics (Saffran, Werker, & Werner, 2006). In addition, they will suck more on a nipple to hear a recording of their mother's voice than that of an unfamiliar woman and to hear their native language as opposed to a foreign language (Moon, Cooper, & Fifer, 1993; Spence & DeCasper, 1987). These preferences may have developed from hearing the muffled sounds of the mother's voice before birth.

Vision. Vision is the least-developed of the newborn baby's senses. Visual structures in both the eye and the brain are not yet fully formed. For example, cells in the *retina,* the membrane lining the inside of the eye that captures light and transforms it into messages that are sent to the brain, are not as mature or densely packed as they will be in several months. The optic nerve that relays these messages, and the visual centers in the brain that receive them, will not be adultlike for several years. And the muscles of the *lens,* which permit us to adjust our visual focus to varying distances, are weak (Kellman & Arterberry, 2006).

As a result, newborns cannot focus their eyes well, and **visual acuity,** or fineness of discrimination, is limited. At birth, infants perceive objects at a distance of 20 feet about as clearly as adults do at 600 feet (Slater et al., 2010). In addition, unlike adults (who see nearby objects most clearly), newborn babies see unclearly across a wide range of distances (Banks, 1980; Hainline, 1998). As a result, images such as the parent's face, even from close up, look quite blurred.

Although they cannot yet see well, newborns actively explore their environment by scanning it for interesting sights and tracking moving objects. However, their eye movements are slow and inaccurate (von Hofsten & Rosander, 1998). Joshua's captivation with my pink blouse reveals that he is attracted to bright objects. But although newborns prefer to look at colored rather than gray stimuli, they are not yet good at discriminating colors. It will take about four months for color vision to become adultlike (Kellman & Arterberry, 2006).

Neonatal Behavioral Assessment

A variety of instruments permit doctors, nurses, and researchers to assess the behavior of newborn babies. The most widely used, T. Berry Brazelton's **Neonatal Behavioral Assessment Scale (NBAS),** evaluates the newborn's reflexes, muscle tone, state changes, responsiveness to physical and social stimuli, and other reactions (Brazelton & Nugent, 1995). An instrument consisting of similar items, the Neonatal Intensive Care Unit Network Neurobehavioral Scale (NNNS), is specially designed for use with newborns at risk for developmental problems because of low birth weight, preterm delivery, prenatal substance exposure, or other conditions (Lester & Tronick, 2004). Scores are used to recommend appropriate interventions and to guide parents in meeting their baby's unique needs.

The NBAS has been given to many infants around the world. As a result, researchers have learned about individual and cultural differences in newborn behavior and how child-rearing practices can maintain or change a baby's reactions. For example, NBAS scores of Asian and Native-American babies reveal that they are less irritable than Caucasian infants. Mothers in these cultures often encourage their babies' calm dispositions through holding and nursing at the first signs of discomfort (Muret-Wagstaff & Moore, 1989; Small, 1998). The Kipsigis of rural Kenya, who highly value infant motor maturity, massage babies regularly and begin exercising the stepping reflex shortly after birth. These customs contribute to Kipsigis babies' strong but flexible muscle tone at 5 days of age (Super & Harkness, 2009). In Zambia, Africa, close mother–infant contact throughout the day quickly changes the poor NBAS scores of undernourished newborns. When reassessed at 1 week of age, a once unresponsive newborn appears alert and contented (Brazelton, Koslowski, & Tronick, 1976).

TAKE A MOMENT... Using these examples, can you explain why a single neonatal assessment score is not a good predictor of later development? Because newborn behavior and parenting combine to influence development, *changes in scores* over the first week or two of life (rather than a single score) provide the best estimate of the baby's ability to recover from the stress of birth. NBAS "recovery curves" predict intelligence and absence of emotional and behavior problems with moderate success well into the preschool years (Brazelton, Nugent, & Lester, 1987; Ohgi et al., 2003a, 2003b).

In some hospitals, health professionals use the NBAS or the NNNS to help parents get to know their newborns through discussion or demonstration of the capacities these instruments assess. Parents who participate in these programs, compared with no-intervention controls, interact more confidently and effectively with their babies (Browne & Talmi, 2005; Bruschweiler-Stern, 2004). Although lasting effects on development have not been demonstrated, NBAS-based interventions are useful in helping the parent–infant relationship get off to a good start.

© JEFFREY L. ROTMAN/CORBIS

Similar to women in the Zambian culture, this mother of the El Molo people of northern Kenya carries her baby all day, providing close physical contact, a rich variety of stimulation, and ready feeding.

ASK YOURSELF

REVIEW What functions does REM sleep serve in young infants? Can sleep tell us anything about the health of the newborn's central nervous system? Explain.

CONNECT How do the diverse capacities of newborn babies contribute to their first social relationships? Provide as many examples as you can.

APPLY After a difficult delivery, Jackie observes her 2-day-old daughter Kelly being given the NBAS. Kelly scores poorly on many items. Seeing this, Jackie wonders if Kelly will develop normally. How would you respond to Jackie's concern?

REFLECT Are newborns more competent than you thought they were before you read this chapter? Which of their capacities most surprised you?

Adjusting to the New Family Unit

Because effective parental care is crucial for infant survival and optimal development, nature helps prepare expectant mothers and fathers for their new role. Toward the end of pregnancy, mothers begin producing the hormone oxytocin, which stimulates uterine contractions; causes the breasts to "let down" milk; induces a calm, relaxed mood; and promotes responsiveness to the baby (Russell, Douglas, & Ingram, 2001). And fathers show hormonal changes around the time of birth that are compatible with those of mothers—specifically, slight increases in *prolactin* (a hormone that stimulates milk production in females) and *estrogens* (sex hormones produced in larger quantities in females) and a drop in *androgens* (sex hormones produced in larger quantities in males) (Numan & Insel, 2003; Wynne-Edwards, 2001). These changes, which are induced by fathers' contact with the mother and baby, predict positive emotional reactions to infants and paternal caregiving (Feldman et al., 2010; Leuner, Glasper, & Gould, 2010).

Although birth-related hormones can facilitate caregiving, their release and effects may depend on experiences, such as a positive couple relationship. Furthermore, humans can parent effectively without experiencing birth-related hormonal changes, as successful adoption reveals. And as we have seen, a great many factors—from family functioning to social policies—are involved in good infant care.

Indeed, the early weeks after the baby's arrival are full of profound challenges. The mother needs to recuperate from childbirth. If she is breastfeeding, energies must be devoted to working out this intimate relationship. The father must become a part of this new threesome while supporting the mother in her recovery. At times, he may feel ambivalent about the baby, who constantly demands and gets the mother's attention. And as we will see in Chapter 6, siblings—especially those who are young and firstborn—understandably feel displaced. They sometimes react with jealousy and anger.

While all this is going on, the tiny infant is assertive about his urgent physical needs, demanding to be fed, changed, and comforted at odd times of the day and night. The family schedule becomes irregular and uncertain. Yolanda spoke candidly about the changes she and Jay experienced:

> When we brought Joshua home, he seemed so small and helpless, and we worried about whether we would be able to take proper care of him. It took us 20 minutes to change the first diaper! I rarely feel rested because I'm up two to four times every night, and I spend a good part of my waking hours trying to anticipate Joshua's rhythms and needs. If Jay weren't so willing to help by holding and walking Joshua, I think I'd find it much harder.

How long does this time of adjustment to parenthood last? In Chapter 14, we will see that when marital relationships are positive, social support is available, and families have sufficient income, the stress caused by the birth of a baby remains manageable. Nevertheless, as one pair of counselors who have worked with many new parents pointed out, "As long as children are dependent on their parents, those parents find themselves preoccupied with thoughts of their children. This does not keep them from enjoying other aspects of their lives, but it does mean that they never return to being quite the same people they were before they became parents" (Colman & Colman, 1991, p. 198).

SUMMARY

Prenatal Development
(p. 80)

List the three periods of prenatal development, and describe the major milestones of each.

- The period of the zygote lasts about two weeks, from fertilization until **implantation** of the blastocyst in the uterine lining. During this time, structures that will support prenatal growth begin to form, including the **placenta** and the **umbilical cord.**
- During the period of the **embryo,** weeks 2 through 8, the groundwork is laid for all body structures. The **neural tube** forms and the nervous system starts to develop. Other organs follow rapidly. By the end of this period, the embryo responds to touch and can move.
- The period of the **fetus,** lasting until the end of pregnancy, involves dramatic increase in body size and completion of physical structures. At the end of the second **trimester,** most of the brain's neurons are in place.
- The fetus reaches the **age of viability** at the beginning of the third trimester, between 22 and 26 weeks. The brain continues to develop rapidly, and new sensory and behavioral capacities emerge. Gradually the lungs mature, the fetus fills the uterus, and birth is near.

Prenatal Environmental Influences (p. 85)

Cite factors that influence the impact of teratogens, noting agents that are known teratogens.

- The impact of **teratogens** varies with the amount and length of exposure, genetic makeup of mother and fetus, presence or absence of other harmful agents, and age of the organism at time of exposure. The developing organism is especially vulnerable during the embryonic period.

JOHN JAMES WOOD/ GETTY IMAGES/PHOTOLIBRARY

- The most widely used potent teratogen is Accutane, a drug used to treat severe acne. The prenatal impact of other commonly used medications, such as aspirin and caffeine, is hard to separate from other factors correlated with drug taking.
- Babies born to users of cocaine, heroin, or methadone are at risk for a wide variety of problems, including prematurity, low birth weight, physical defects, breathing difficulties, and death around the time of birth.
- Infants whose parents use tobacco are often born underweight, may have physical defects, and are at risk for long-term attention, learning, and behavior problems. Maternal alcohol consumption can lead to **fetal alcohol spectrum disorder (FASD). Fetal alcohol syndrome (FAS)** involves slow physical growth, facial abnormalities, and mental impairments. Milder forms—**partial fetal alcohol syndrome (p-FAS)** and **alcohol-related neurodevelopmental disorder (ARND)**—affect children whose mothers consumed smaller quantities of alcohol.

© SHUTTERSTOCK

- Prenatal exposure to high levels of ionizing radiation, mercury, PCBs, lead, and dioxins leads to physical malformations and severe brain damage. Low-level exposure has been linked to cognitive deficits and emotional and behavioral disorders.
- Among infectious diseases, rubella causes a wide range of abnormalities. Babies with prenatally transmitted HIV rapidly develop AIDS, leading to brain damage and early death. Cytomegalovirus, herpes simplex 2, and toxoplasmosis can also be devastating to the embryo and fetus.

Describe the impact of additional maternal factors on prenatal development.

- Prenatal malnutrition can lead to low birth weight, organ damage, and suppression of immune system development. Vitamin–mineral enrichment, including folic acid, can prevent prenatal and birth complications.
- Severe emotional stress is linked to many pregnancy complications and may permanently alter fetal neurological functioning, thereby magnifying future stress reactivity. Its negative impact can be reduced by providing the mother with social support. **Rh factor incompatibility**—an Rh-negative mother carrying an Rh-positive fetus—can lead to oxygen deprivation, brain and heart damage, and infant death.
- Other than the risk of chromosomal abnormalities in older women, maternal age through the thirties is not a major cause of prenatal problems. Poor health and environmental risks associated with poverty are the strongest predictors of pregnancy complications.

Why is early and regular health care vital during the prenatal period?

- Unexpected difficulties, such as preeclampsia, can arise, especially in mothers with preexisting health problems. Prenatal health care is especially critical for women unlikely to seek it, including those who are young and poor.

Childbirth (p. 96)

Describe the three stages of childbirth, the baby's adaptation to labor and delivery, and the newborn baby's appearance.

- In the first stage of childbirth, contractions widen and thin the cervix. In the second stage, the mother feels an urge to push the baby through the birth canal. In the final stage, the placenta is delivered. During labor, infants produce high levels of stress hormones, which help them withstand oxygen deprivation, clear the lungs for breathing, and arouse them into alertness at birth.
- Newborn babies have large heads, small bodies, and facial features that make adults feel like cuddling them. The **Apgar Scale** assesses the baby's physical condition at birth.

Approaches to Childbirth (p. 98)

Describe natural childbirth and home delivery, noting benefits and concerns associated with each.

- In **natural,** or **prepared, childbirth,** the expectant mother and a companion attend classes about labor and delivery, master relaxation and breathing techniques to counteract pain, and prepare for coaching during childbirth. Social support from a partner, relative, or doula reduces the length of labor and the incidence of birth complications.
- Home birth is safe for healthy mothers who are assisted by a well-trained doctor or midwife, but mothers at risk for complications are safer giving birth in a hospital.

Medical Interventions (p. 100)

List common medical interventions during childbirth, circumstances that justify their use, and any dangers associated with each.

- **Fetal monitors** help save the lives of many babies at risk for **anoxia** because of pregnancy and birth complications. When used routinely, however, they may identify infants as in danger who, in fact, are not.
- Use of analgesics and anesthetics to control pain, though necessary in complicated deliveries, can prolong labor and may have negative affects on the newborn's adjustment.
- **Cesarean deliveries** are warranted by medical emergency or serious maternal illness and for many babies who are in **breech position.** However, many unnecessary cesareans are performed.

Preterm and Low-Birth-Weight Infants (p. 101)

Describe risks associated with preterm birth and low birth weight, along with effective interventions.

- Low birth weight, most common in infants born to poverty-stricken women, is a major cause of neonatal and **infant mortality** and many developmental problems. Compared with **preterm infants,** whose weight is appropriate for time spent in the uterus, **small-for-date infants** usually have longer-lasting difficulties.

© ERNESTO BONILLA/XINHUA PRESS/CORBIS

- Some interventions provide special stimulation in the intensive care nursery. Others teach parents how to care for and interact with their babies. Preterm infants in stressed, low-income households need long-term, intensive intervention.

Birth Complications, Parenting, and Resilience (p. 105)

What factors predict positive outcomes in infants who survive a traumatic birth?

- When infants experience birth trauma, a supportive home environment can help restore their growth. Even infants with fairly serious birth complications can recover with the help of favorable experiences with parents, relatives, neighbors, and peers.

The Newborn Baby's Capacities (p. 106)

Describe the newborn baby's reflexes and states of arousal, including sleep characteristics and ways to soothe a crying baby.

- **Reflexes** are the newborn baby's most obvious organized patterns of behavior. Some have survival value, others provide the foundation for voluntary motor skills, and still others help parents and infants establish gratifying interaction.

© LAURA DWIGHT PHOTOGRAPHY

- Newborns move in and out of five **states of arousal** but spend most of their time asleep. Sleep includes at least two states, **rapid-eye-movement (REM) sleep** and **non-rapid-eye-movement (NREM) sleep.** Newborns spend about 50 percent of sleep time in REM sleep, which provides them with stimulation essential for central nervous system development.
- A crying baby stimulates strong feelings of discomfort in nearby adults. The intensity of the cry and the experiences that led up to it help parents identify what is wrong. Once feeding and diaper changing have been tried, a highly effective soothing technique is lifting the baby to the shoulder and rocking and walking.

Describe the newborn baby's sensory capacities.

- The senses of touch, taste, smell, and sound are well-developed at birth. Newborns use touch to investigate their world, are sensitive to pain, prefer sweet tastes and smells, and orient toward the odor of their own mother's lactating breast.
- Newborns can distinguish a variety of sound patterns and prefer complex sounds. They are especially responsive to human speech, can detect the sounds of any human language, and prefer their mother's voice.
- Vision is the least developed of the newborn's senses. At birth, focusing ability and **visual acuity** are limited. In exploring the visual field, newborn babies are attracted to bright objects but have difficulty discriminating colors.

Why is neonatal behavioral assessment useful?

- The most widely used instrument for assessing the behavior of the newborn infant, Brazelton's **Neonatal Behavioral Assessment Scale (NBAS),** has helped researchers understand individual and cultural differences in newborn behavior. Sometimes it is used to teach parents about their newborn's capacities.

© JEFFREY L. ROTMAN/CORBIS

Adjusting to the New Family Unit (p. 115)

Describe typical changes in the family after the birth of a new baby.

- The new baby's arrival is exciting but stressful, as the mother recuperates from childbirth and the family schedule becomes irregular and uncertain. When parents have a positive relationship as well as social support and adequate income, adjustment problems are usually temporary.

Important Terms and Concepts

age of viability (p. 84)
alcohol-related neurodevelopmental disorder (ARND) (p. 89)
amnion (p. 81)
anoxia (p. 100)
Apgar Scale (p. 98)
breech position (p. 100)
cesarean delivery (p. 101)
chorion (p. 82)
embryo (p. 82)
fetal alcohol spectrum disorder (FASD) (p. 88)
fetal alcohol syndrome (FAS) (p. 88)
fetal monitors (p. 100)
fetus (p. 83)
implantation (p. 81)
infant mortality (p. 104)
lanugo (p. 83)
natural, or prepared, childbirth (p. 99)
Neonatal Behavioral Assessment Scale (NBAS) (p. 114)
neural tube (p. 82)
non-rapid-eye-movement (NREM) sleep (p. 108)
partial fetal alcohol syndrome (p-FAS) (p. 89)
placenta (p. 82)
preterm infants (p. 102)
rapid-eye-movement (REM) sleep (p. 108)
reflex (p. 106)
Rh factor incompatibility (p. 93)
small-for-date infants (p. 102)
states of arousal (p. 108)
sudden infant death syndrome (SIDS) (p. 110)
teratogen (p. 85)
trimesters (p. 83)
umbilical cord (p. 82)
vernix (p. 83)
visual acuity (p. 113)

chapter 4

© ELLEN B. SENISI PHOTOGRAPHY

Infants acquire new motor skills by building on previously acquired capacities. Eager to explore her world, this baby practices the art of crawling. Once she can fully move on her own, she will make dramatic strides in understanding her surroundings.

Physical Development in Infancy and Toddlerhood

On a brilliant June morning, 16-month-old Caitlin emerged from her front door, ready for the short drive to the child-care home where she spent her weekdays while her mother, Carolyn, and her father, David, worked. Clutching a teddy bear in one hand and her mother's arm with the other, Caitlin descended the steps. "One! Two! Threeee!" Carolyn counted as she helped Caitlin down. "How much she's changed," Carolyn thought to herself, looking at the child who, not long ago, had been a newborn. With her first steps, Caitlin had passed from *infancy* to *toddlerhood*—a period spanning the second year of life. At first, Caitlin did, indeed, "toddle" with an awkward gait, tipping over frequently. But her face reflected the thrill of conquering a new skill.

As they walked toward the car, Carolyn and Caitlin spotted 3-year-old Eli and his father, Kevin, in the neighboring yard. Eli dashed toward them, waving a bright yellow envelope. Carolyn bent down to open the envelope and took out a card. It read, "Announcing the arrival of Grace Ann. Born: Cambodia. Age: 16 months." Carolyn turned to Kevin and Eli. "That's wonderful news! When can we see her?"

"Let's wait a few days," Kevin suggested. "Monica's taken Grace to the doctor this morning. She's underweight and malnourished." Kevin described Monica's first night with Grace in a hotel room in Phnom Penh. Grace lay on the bed, withdrawn and fearful. Eventually she fell asleep, gripping crackers in both hands.

HOANG DINH NAM/AFP/GETTY IMAGES

Carolyn felt Caitlin's impatient tug at her sleeve. Off they drove to child care, where Vanessa had just dropped off her 18-month-old son, Timmy. Within moments, Caitlin and Timmy were in the sandbox, shoveling sand into plastic cups and buckets with the help of their caregiver, Ginette.

A few weeks later, Grace joined Caitlin and Timmy at Ginette's child-care home. Although still tiny and unable to crawl or walk, she had grown taller and heavier, and her sad, vacant gaze had given way to an alert expression, a ready smile, and an enthusiastic desire to imitate and explore. When Caitlin headed for the sandbox, Grace stretched out her arms, asking Ginette to carry her there, too. Soon Grace was pulling herself up at every opportunity. Finally, at age 18 months, she walked!

This chapter traces physical growth during the first two years—one of the most remarkable and busiest times of development. We will see how rapid changes in the

chapter outline

Body Growth

Changes in Body Size and Muscle–Fat Makeup • Individual and Group Differences • Changes in Body Proportions

Brain Development

Development of Neurons • Neurobiological Methods • Development of the Cerebral Cortex • Sensitive Periods in Brain Development • Changing States of Arousal

BIOLOGY AND ENVIRONMENT Brain Plasticity: Insights from Research on Brain-Damaged Children and Adults

CULTURAL INFLUENCES Cultural Variation in Infant Sleeping Arrangements

Influences on Early Physical Growth

Heredity • Nutrition • Malnutrition

Learning Capacities

Classical Conditioning • Operant Conditioning • Habituation • Imitation

Motor Development

The Sequence of Motor Development • Motor Skills as Dynamic Systems • Fine-Motor Development: Reaching and Grasping

Perceptual Development

Hearing • Vision • Intermodal Perception • Understanding Perceptual Development

BIOLOGY AND ENVIRONMENT "Tuning In" to Familiar Speech, Faces, and Music: A Sensitive Period for Culture-Specific Learning

infant's body and brain support learning, motor skills, and perceptual capacities. Caitlin, Grace, and Timmy will join us along the way to illustrate individual differences and environmental influences on physical development.

Body Growth

TAKE A MOMENT... The next time you're walking in your neighborhood park or at the mall, note the contrast between infants' and toddlers' physical capabilities. One reason for the vast changes in what children can do over the first two years is that their bodies change enormously—faster than at any other time after birth.

Changes in Body Size and Muscle–Fat Makeup

By the end of the first year, a typical infant's height is about 32 inches—more than 50 percent greater than at birth. By 2 years, it is 75 percent greater (36 inches). Similarly, by 5 months of age, birth weight has doubled, to about 15 pounds. At 1 year it has tripled, to 22 pounds, and at 2 years it has quadrupled, to about 30 pounds.

Figure 4.1 illustrates this dramatic increase in body size. But rather than making steady gains, infants and toddlers grow in little spurts. In one study, children who were followed over the first 21 months of life went for periods of 7 to 63 days with no growth, then added as much as half an inch in a 24-hour period! Almost always, parents described their babies as irritable and

PHOTOS OF CHRIS © BOB DAEMMRICH PHOTOGRAPHY; PHOTOS OF MAI © LAURA DWIGHT PHOTOGRAPHY



FIGURE 4.1 Body growth during the first two years. These photos depict the dramatic changes in body size and proportions during infancy and toddlerhood in two individuals—a boy, Chris, and a girl, Mai. In the first year, the head is quite large in proportion to the rest of the body, and height and weight gain are especially rapid. During the second year, the lower portion of the body catches up. Notice, also, how both children added "baby fat" in the early months of life and then slimmed down, a trend that continues into middle childhood.

very hungry on the day before the spurt (Lampl, 1993; Lampl, Veldhuis, & Johnson, 1992).

One of the most obvious changes in infants' appearance is their transformation into round, plump babies by the middle of the first year. This early rise in "baby fat," which peaks at about 9 months, helps the small infant maintain a constant body temperature. In the second year, most toddlers slim down, a trend that continues into middle childhood (Fomon & Nelson, 2002). In contrast, muscle tissue increases very slowly during infancy and will not reach a peak until adolescence. Babies are not very muscular; their strength and physical coordination are limited.

Individual and Group Differences

In infancy, girls are slightly shorter and lighter than boys, with a higher ratio of fat to muscle. These small sex differences persist throughout early and middle childhood and are greatly magnified at adolescence. Ethnic differences in body size are apparent as well. Grace was below the *growth norms* (height and weight averages for children her age). Early malnutrition contributed, but even after substantial catch-up, Grace—as is typical for Asian children—remained below North American norms. In contrast, Timmy is slightly above average, as African-American children tend to be (Bogin, 2001).

Children of the same age also differ in *rate* of physical growth; some make faster progress toward a mature body size than others. But current body size is not enough to tell us how quickly a child's physical growth is moving along. Although Timmy is larger and heavier than Caitlin and Grace, he is not physically more mature. In a moment, you will see why.

The best estimate of a child's physical maturity is *skeletal age,* a measure of bone development. It is determined by X-raying the long bones of the body to see the extent to which soft, pliable cartilage has hardened into bone, a gradual process that is completed in adolescence. When skeletal ages are examined, African-American children tend to be slightly ahead of Caucasian children at all ages, and girls are considerably ahead of boys. At birth, the sexes differ by about 4 to 6 weeks, a gap that widens over infancy and childhood (Tanner, Healy, & Cameron, 2001). This greater physical maturity may contribute to girls' greater resistance to harmful environmental influences. As noted in Chapter 2, girls experience fewer developmental problems than boys and have lower infant and childhood mortality rates.

Changes in Body Proportions

As the child's overall size increases, different parts of the body grow at different rates. Two growth patterns describe these changes. The first is the **cephalocaudal trend**—from the Latin for "head to tail." During the prenatal period, the head develops more rapidly than the lower part of the body. At birth, the head takes up one-fourth of total body length, the legs only one-third. Notice how, in Figure 4.1, the lower portion of the body catches up. By age 2, the head accounts for only one-fifth and the legs for nearly one-half of total body length.

In the second pattern, the **proximodistal trend,** growth proceeds, literally, from "near to far"—from the center of the body outward. In the prenatal period, the head, chest, and trunk grow first, then the arms and legs, and finally the hands and feet. During infancy and childhood, the arms and legs continue to grow somewhat ahead of the hands and feet.

Brain Development

At birth, the brain is nearer to its adult size than any other physical structure, and it continues to develop at an astounding pace throughout infancy and toddlerhood. We can best understand brain growth by looking at it from two vantage points: (1) the microscopic level of individual brain cells and (2) the larger level of the cerebral cortex, the most complex brain structure and the one responsible for the highly developed intelligence of our species.

Development of Neurons

The human brain has 100 to 200 billion **neurons,** or nerve cells that store and transmit information, many of which have thousands of direct connections with other neurons. Unlike other body cells, neurons are not tightly packed together. Between them are tiny gaps, or **synapses,** where fibers from different neurons come close together but do not touch (see Figure 4.2). Neurons send messages to one another by releasing chemicals called **neurotransmitters,** which cross the synapse.

© ASAP/CNRI/SCIENCE SOURCE/PHOTO RESEARCHERS, INC.

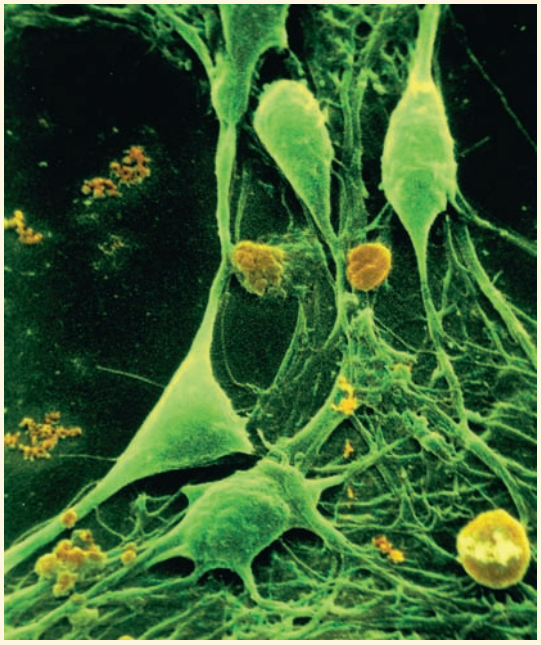

FIGURE 4.2 Neurons and their connective fibers. This photograph of several neurons, taken with the aid of a powerful microscope, shows the elaborate synaptic connections that form with neighboring cells.

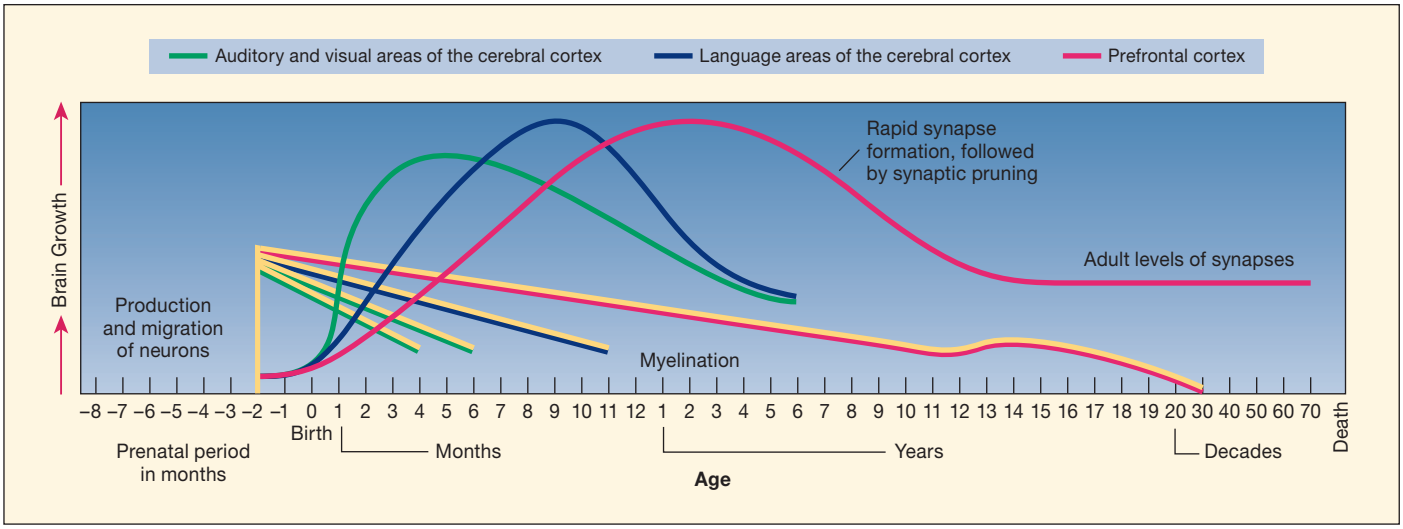

FIGURE 4.3 Major milestones of brain development. Formation of synapses is rapid during the first two years, especially in the auditory, visual, and language areas of the cerebral cortex. The prefrontal cortex undergoes more extended synaptic growth. In each area, overproduction of synapses is followed by synaptic pruning. The prefrontal cortex is among the last regions to attain adult levels of synaptic connections—in mid- to late adolescence. Myelination occurs at a dramatic pace during the first two years, more slowly through childhood, followed by an acceleration at adolescence and then a reduced pace in early adulthood. The multiple yellow lines indicate that the timing of myelination varies among different brain areas. For example, neural fibers myelinate over a longer period in the language areas, and especially in the prefrontal cortex, than in the visual and auditory areas. (Adapted from Thompson & Nelson, 2001.)

The basic story of brain growth concerns how neurons develop and form this elaborate communication system. Figure 4.3 summarizes major milestones of brain development. In the prenatal period, neurons are produced in the embryo's primitive neural tube. From there, they migrate to form the major parts of the brain (see Chapter 3, page 82). Once neurons are in place, they differentiate, establishing their unique functions by extending their fibers to form synaptic connections with neighboring cells. During the first two years, neural fibers and synapses increase at an astounding pace (Huttenlocher, 2002; Moore, Persaud, & Torchia, 2013). A surprising aspect of brain growth is **programmed cell death,** which makes space for these connective structures: As synapses form, many surrounding neurons die—20 to 80 percent, depending on the brain region (de Haan & Johnson, 2003; Stiles, 2008). Fortunately, during the prenatal period, the neural tube produces far more neurons than the brain will ever need.

As neurons form connections, *stimulation* becomes vital to their survival. Neurons that are stimulated by input from the surrounding environment continue to establish synapses, forming increasingly elaborate systems of communication that support more complex abilities. At first, stimulation results in a massive overabundance of synapses, many of which serve identical functions, thereby ensuring that the child will acquire the motor, cognitive, and social skills that our species needs to survive. Neurons that are seldom stimulated soon lose their synapses, in a process called **synaptic pruning** that returns neurons not needed at the moment to an uncommitted state so they can support future development. In all, about 40 percent of synapses are pruned during childhood and adolescence to reach the adult level (Webb, Monk, & Nelson, 2001). For this process to advance, appropriate stimulation of the child's brain is vital during periods in which the formation of synapses is at its peak (Bryk & Fisher, 2012).

If few new neurons are produced after the prenatal period, what causes the dramatic increase in brain size during the first two years? About half the brain's volume is made up of **glial cells,** which are responsible for **myelination,** the coating of neural fibers with an insulating fatty sheath (called *myelin*) that improves the efficiency of message transfer. Glial cells multiply rapidly from the fourth month of pregnancy through the second year of life—a process that continues at a slower pace through middle childhood and accelerates again in adolescence. Gains in neural fibers and myelination are responsible for the extraordinary gain in overall size of the brain—from nearly 30 percent of its adult weight at birth to 70 percent by age 2 (Johnson, 2011; Knickmeyer et al., 2008).

Brain development can be compared to molding a "living sculpture." First, neurons and synapses are overproduced. Then, cell death and synaptic pruning sculpt away excess building material to form the mature brain—a process jointly influenced by genetically programmed events and the child's experiences. The resulting "sculpture" is a set of interconnected regions, each with specific functions—much like countries on a globe that communicate with one another (Johnston et al., 2001). This "geography" of the brain permits researchers to study its developing organization and the activity of its regions using neurobiological methods.

Neurobiological Methods

Table 4.1 describes major measures of brain functioning. The first two methods detect changes in *electrical activity* in the cerebral cortex. In an *electroencephalogram (EEG),* researchers examine *brain-wave patterns* for stability and organization—signs of mature functioning of the cortex. And as the person

TABLE 4.1 Methods for Measuring Brain Functioning

METHOD	DESCRIPTION
Electroencephalogram (EEG)	Electrodes embedded in a head cap record electrical brain-wave activity in the brain's outer layers—the cerebral cortex. Today, researchers use an advanced tool called a geodesic sensor net (GSN) to hold interconnected electrodes (up to 128 for infants and 256 for children and adults) in place through a cap that adjusts to each person's head shape, yielding improved brain-wave detection.
Event-related potentials (ERPs)	Using the EEG, the frequency and amplitude of brain waves in response to particular stimuli (such as a picture, music, or speech) are recorded in multiple areas of the cerebral cortex. Enables identification of general regions of stimulus-induced activity.
Functional magnetic resonance imaging (fMRI)	While the person lies inside a tunnel-shaped apparatus that creates a magnetic field, a scanner magnetically detects increased blood flow and oxygen metabolism in areas of the brain as the individual processes particular stimuli. The scanner typically records images every 1 to 4 seconds; these are combined into a computerized moving picture of activity anywhere in the brain (not just its outer layers). Not appropriate for children younger than age 5 to 6, who cannot remain still during testing.
Positron emission tomography (PET)	After injection or inhalation of a radioactive substance, the person lies on an apparatus with a scanner that emits fine streams of X-rays, which detect increased blood flow and oxygen metabolism in areas of the brain as the person processes particular stimuli. As with fMRI, the result is a computerized image of "online" activity anywhere in the brain. Not appropriate for children younger than age 5 to 6.
Near-infrared spectroscopy (NIRS)	Using thin, flexible optical fibers attached to the scalp through a head cap, infrared (invisible) light is beamed at the brain; its absorption by areas of the cerebral cortex varies with changes in blood flow and oxygen metabolism as the individual processes particular stimuli. The result is a computerized moving picture of active areas in the cerebral cortex. Unlike fMRI and PET, NIRS is appropriate for infants and young children, who can move within limited range.

processes a particular stimulus, *event-related potentials (ERPs)* detect the general location of brain-wave activity—a technique often used to study preverbal infants' responsiveness to various stimuli, the impact of experience on specialization of specific brain regions, and atypical brain functioning in individuals with learning and emotional problems (DeBoer, Scott, & Nelson, 2007; deRegnier, 2005).

Neuroimaging techniques, which yield detailed, three-dimensional computerized pictures of the entire brain and its active areas, provide the most precise information about which brain regions are specialized for certain capacities and about abnormalities in brain functioning. The most promising of these methods is *functional magnetic resonance imaging (fMRI).* Unlike *positron emission tomography (PET),* fMRI does not depend on X-ray photography, which requires injection of a radioactive substance. Rather, when an individual is exposed to a stimulus, fMRI detects changes in blood flow and oxygen metabolism throughout the brain magnetically, yielding a colorful, moving picture of parts of the brain used to perform a given activity (see Figure 4.4a, b, and c).

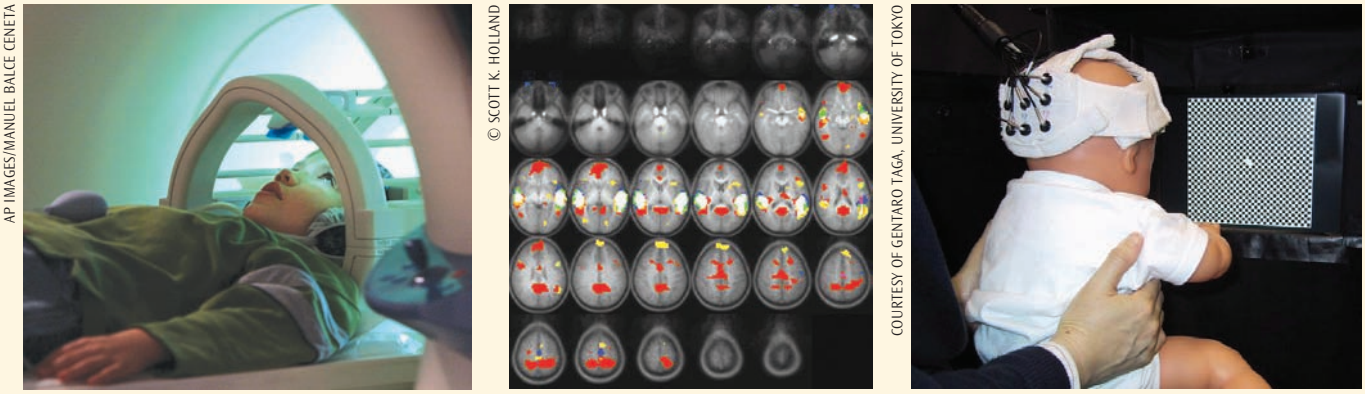

FIGURE 4.4 Functional magnetic resonance imaging (fMRI) and near-infrared spectroscopy (NIRS). (a) This 6-year-old is part of a study that uses fMRI to find out how his brain processes light and motion. (b) The fMRI image shows which areas of the child's brain are active while he views changing visual stimuli. (c) Here, NIRS is used to investigate a 2-month-old's response to a visual stimulus. During testing, the baby can move freely within a limited range. (Photo (c) from G. Taga, K. Asakawa, A. Maki, Y. Konishi, & H. Koisumi, 2003, "Brain Imaging in Awake Infants by Near-Infrared Optical Topography," *Proceedings of the National Academy of Sciences, 100,* p. 10723. Reprinted by permission.)

Because PET and fMRI require that the participant lie as motionless as possible for an extended time, they are not suitable for infants and young children (Nelson, Thomas, & de Haan, 2006). A neuroimaging technique that works well in infancy and early childhood is *near-infrared spectroscopy (NIRS),* in which infrared (invisible) light is beamed at regions of the cerebral cortex to measure blood flow and oxygen metabolism while the child attends to a stimulus (refer again to Table 4.1). Because the apparatus consists only of thin, flexible optical fibers attached to the scalp using a head cap, a baby can sit on the parent's lap and move during testing—as Figure 4.4c illustrates (Hespos et al., 2010). But unlike PET and fMRI, which map activity changes throughout the brain, NIRS examines only the functioning of the cerebral cortex.

Development of the Cerebral Cortex

The **cerebral cortex** surrounds the rest of the brain, resembling half of a shelled walnut. It is the largest brain structure, accounting for 85 percent of the brain's weight and containing the greatest number of neurons and synapses. Because the cerebral cortex is the last part of the brain to stop growing, it is sensitive to environmental influences for a much longer period than any other part of the brain.

Regions of the Cerebral Cortex. Figure 4.5 shows specific functions of regions of the cerebral cortex, such as receiving information from the senses, instructing the body to move, and thinking. The order in which cortical regions develop corresponds to the order in which various capacities emerge in the infant and growing child. For example, a burst of activity occurs in the auditory and visual cortexes and in areas responsible for body movement over the first year—a period of dramatic gains in auditory and visual perception and mastery of motor skills (Johnson, 2011). Language areas are especially active from late infancy through the preschool years, when language development flourishes (Pujol et al., 2006; Thompson, 2000).

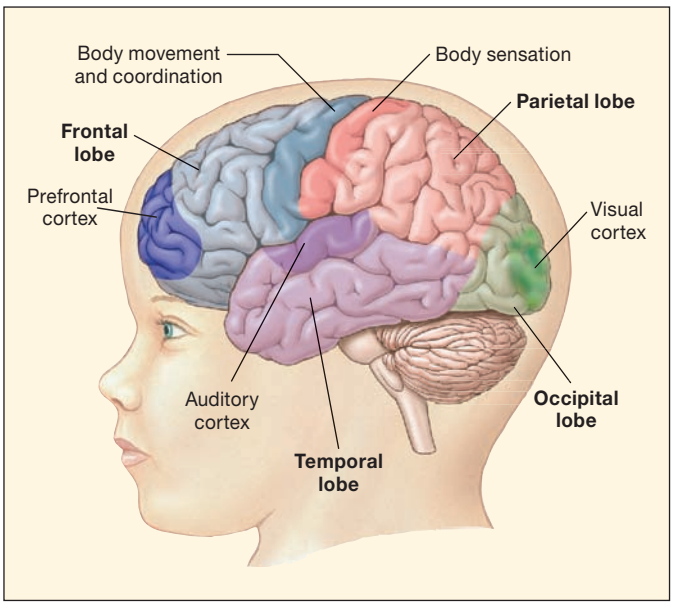

FIGURE 4.5 The left side of the human brain, showing the cerebral cortex. The cortex is divided into different lobes, each containing a variety of regions with specific functions. Some major regions are labeled here.

The cortical regions with the most extended period of development are the *frontal lobes.* The **prefrontal cortex,** lying in front of areas controlling body movement, is responsible for thought—in particular, consciousness, inhibition of impulses, integration of information, and use of memory, reasoning, planning, and problem-solving strategies. From age 2 months on, the prefrontal cortex functions more effectively. But it undergoes especially rapid myelination and formation and pruning of synapses during the preschool and school years, followed by another period of accelerated growth in adolescence, when it reaches an adult level of synaptic connections (Nelson, 2002; Nelson, Thomas, & de Haan, 2006; Sowell et al., 2002).

Lateralization and Plasticity of the Cortex. The cerebral cortex has two *hemispheres,* or sides, that differ in their functions. Some tasks are done mostly by the left hemisphere, others by the right. For example, each hemisphere receives sensory information from the side of the body opposite to it and controls only that side.* For most of us, the left hemisphere is largely responsible for verbal abilities (such as spoken and written language) and positive emotion (such as joy). The right hemisphere handles spatial abilities (judging distances, reading maps, and recognizing geometric shapes) and negative emotion (such as distress) (Banish & Heller, 1998; Nelson & Bosquet, 2000). In left-handed people, this pattern may be reversed or, more commonly, the cerebral cortex may be less clearly specialized than in right-handers.

Why does this specialization of the two hemispheres, called **lateralization,** occur? Studies using fMRI reveal that the left hemisphere is better at processing information in a sequential, analytic (piece-by-piece) way, a good approach for dealing with communicative information—both verbal (language) and emotional (a joyful smile). In contrast, the right hemisphere is specialized for processing information in a holistic, integrative manner, ideal for making sense of spatial information and regulating negative emotion. A lateralized brain may have evolved because it enabled humans to cope more successfully with changing environmental demands (Falk, 2005). It permits a wider array of functions to be carried out effectively than if both sides processed information exactly the same way.

Researchers study the timing of brain lateralization to learn more about **brain plasticity.** A highly plastic cerebral cortex, in which many areas are not yet committed to specific functions, has a high capacity for learning. And if a part of the cortex is

*The eyes are an exception. Messages from the right half of each retina go to the right hemisphere; messages from the left half of each retina go to the left hemisphere. Thus, visual information from *both* eyes is received by *both* hemispheres.

damaged, other parts can take over tasks it would have handled. But once the hemispheres lateralize, damage to a specific region means that the abilities it controls cannot be recovered to the same extent or as easily as earlier.

At birth, the hemispheres have already begun to specialize. Most newborns show greater activation (detected with either ERP or NIRS) in the left hemisphere while listening to speech sounds or displaying a positive state of arousal. In contrast, the right hemisphere reacts more strongly to nonspeech sounds and to stimuli (such as a sour-tasting fluid) that evoke negative emotion (Davidson, 1994; Fox & Davidson, 1986; Hespos et al., 2010).

Nevertheless, research on brain-damaged children and adults offers dramatic evidence for substantial plasticity in the young brain, summarized in the Biology and Environment box on page 126. Furthermore, early experience greatly influences the organization of the cerebral cortex. For example, deaf adults who, as infants and children, learned sign language (a spatial skill) depend more than hearing individuals on the right hemisphere for language processing (Neville & Bavelier, 2002). And toddlers who are advanced in language development show greater left-hemispheric specialization for language than their more slowly developing agemates (Luna et al., 2001; Mills et al., 2005). Apparently, the very process of acquiring language and other skills promotes lateralization.

In sum, the brain is more plastic during the first few years than it will ever be again. An overabundance of synaptic connections supports brain plasticity, ensuring that young children will acquire certain capacities even if some areas are damaged. And although the cortex is programmed from the start for hemispheric specialization, experience greatly influences the rate and success of its advancing organization.

Sensitive Periods in Brain Development

Both animal and human studies reveal that early, extreme sensory deprivation results in permanent brain damage and loss of functions—findings that verify the existence of sensitive periods in brain development. For example, early, varied visual experiences must occur for the brain's visual centers to develop normally. If a 1-month-old kitten is deprived of light for just three or four days, these areas of the brain degenerate. If the kitten is kept in the dark during the fourth week of life and beyond, the damage is severe and permanent (Crair, Gillespie, & Stryker, 1998). And the general quality of the early environment affects overall brain growth. When animals reared from birth in physically and socially stimulating surroundings are compared with those reared under depleted conditions, the brains of the stimulated animals are larger and heavier and show much denser synaptic connections (Sale, Berardi, & Maffei, 2009).

Human Evidence: Victims of Deprived Early Environments. For ethical reasons, we cannot deliberately deprive some infants of normal rearing experiences and observe the impact on their brains and competencies. Instead, we must turn to natural experiments, in which children were victims of deprived early environments that were later rectified. Such studies have revealed some parallels with the animal evidence just described.

For example, when babies are born with cataracts (clouded lenses, preventing clear visual images) in both eyes, those who have corrective surgery within four to six months show rapid improvement in vision, except for subtle aspects of face perception, which require early visual input to the right hemisphere to develop (Le Grand et al., 2003; Maurer, Mondloch, & Lewis, 2007). The longer cataract surgery is postponed beyond infancy, the less complete the recovery in visual skills. And if surgery is delayed until adulthood, vision is severely and permanently impaired (Lewis & Maurer, 2005).

Studies of infants placed in orphanages who were later exposed to ordinary family rearing confirm the importance of a generally stimulating physical and social environment for psychological development. In one investigation, researchers followed the progress of a large sample of children transferred between birth and 3½ years from extremely deprived Romanian orphanages to adoptive families in Great Britain (Beckett et al., 2006; O'Connor et al., 2000; Rutter et al., 1998, 2004, 2010). On arrival, most were impaired in all domains of development. Cognitive catch-up was impressive for children adopted before 6 months, who attained average mental test scores in childhood and adolescence, performing as well as a comparison group of early-adopted British-born children.

But Romanian children who had been institutionalized for more than the first six months showed serious intellectual

© ANDREW HOLBROOKE/CORBIS

These children in an orphanage in Romania receive little adult contact or stimulation. The longer they remain in this barren environment, the more likely they are to display profound impairments in all domains of development.

Biology and Environment

Brain Plasticity: Insights from Research on Brain-Damaged Children and Adults

In the first few years of life, the brain is highly plastic. It can reorganize areas committed to specific functions in ways that the mature brain cannot. Consistently, adults who suffered brain injuries in infancy and early childhood show fewer cognitive impairments than adults with later-occurring injuries (Holland, 2004; Huttenlocher, 2002). Nevertheless, the young brain is not totally plastic. When it is injured, its functioning is compromised. The extent of plasticity depends on several factors, including age at time of injury, site of damage, and skill area. Furthermore, plasticity is not restricted to childhood. Some reorganization after injury also occurs in the mature brain.

Brain Plasticity in Infancy and Early Childhood

In a large study of children with injuries to the cerebral cortex that occurred before birth or in the first six months of life, language and spatial skills were assessed repeatedly into adolescence (Akshoomoff et al., 2002; Stiles, 2001a; Stiles et al., 2005, 2008). All the children had experienced early brain seizures or hemorrhages. Brain-imaging techniques (fMRI and PET) revealed the precise site of damage.

Regardless of whether injury occurred in the left or right cerebral hemisphere, the children showed delays in language development that persisted until about 3½ years of age. That damage to either hemisphere affected early language competence indicates that at first, language functioning is broadly distributed in the brain. But by age 5, the children caught up in vocabulary and grammatical skills. Undamaged areas—in either the left or the right hemisphere—had taken over these language functions.

Compared with language, spatial skills were more impaired after early brain injury. When preschool through adolescent-age youngsters were asked to copy designs, those with early right-hemispheric damage had trouble with holistic processing—accurately representing the overall shape. In contrast, children with left-hemispheric damage captured the basic shape but omitted fine-grained details. Nevertheless, the children improved in drawing skills with age—gains that do not occur in brain-injured adults (Akshoomoff et al., 2002; Stiles et al., 2003, 2008).

Clearly, recovery after early brain injury is greater for language than for spatial skills. Why is this so? Researchers speculate that spatial processing is the older of the two capacities in our evolutionary history and, therefore, more lateralized at birth (Stiles, 2001b; Stiles et al., 2002, 2008). But early brain injury has far less impact than later injury on *both* language and spatial skills. In sum, the young brain is remarkably plastic.

The Price of High Plasticity in the Young Brain

Despite impressive recovery of language and (to a lesser extent) spatial skills, children with early brain injuries show deficits in a wide range of complex mental abilities during the school years. For example, their reading and math progress is slow. And in telling stories, they produce simpler narratives than age-mates without early brain injuries (although many catch up in narrative skills by early adolescence) (Reilly, Bates, & Marchman, 1998; Reilly et al., 2004). Furthermore, the more brain tissue destroyed in infancy or early childhood, the poorer children score on intelligence tests (Anderson et al., 2006).

High brain plasticity, researchers explain, comes at a price. When healthy brain regions take over the functions of damaged areas, a "crowding effect" occurs: Multiple tasks must be done by a smaller-than-usual volume of brain tissue (Stiles, 2012). Consequently, the brain processes information less quickly and accurately than it would if it were intact. Complex mental abilities of all kinds suffer into middle childhood, and often longer, because performing them well requires considerable space in the cerebral cortex.

Brain Plasticity in Adulthood

Brain plasticity is not restricted to early childhood. Though far more limited, reorganization in the brain can occur later, even in adulthood. For example, adult stroke victims often display considerable recovery, especially in response to stimulation of language and motor skills. Brain-imaging techniques reveal that structures adjacent to the permanently damaged area or in the opposite cerebral hemisphere reorganize to support the impaired ability (Kalra & Ratan, 2007; Murphy & Corbett, 2009).

In infancy and childhood, the goal of brain growth is to form neural connections that ensure mastery of essential skills. Animal research reveals that plasticity is greatest while the brain is forming many new synapses; it declines during synaptic pruning (Murphy & Corbett, 2009). At older ages, specialized brain structures are in place, but after injury they can still reorganize to some degree. The adult brain can produce a small number of new neurons. And when an individual practices relevant tasks, the brain strengthens existing synapses and generates new ones (Nelson, Thomas, & de Haan, 2006).

Plasticity seems to be a basic property of the nervous system. Researchers hope to discover how experience and brain plasticity work together throughout life, so they can help people of all ages—with and without brain injuries—develop at their best.

© JIM WEST/THE IMAGE WORKS

This preschooler, who experienced brain damage in infancy, has been spared massive impairments because of early, high brain plasticity. A teacher guides his hand in drawing shapes to strengthen spatial skills, which are more impaired than language.

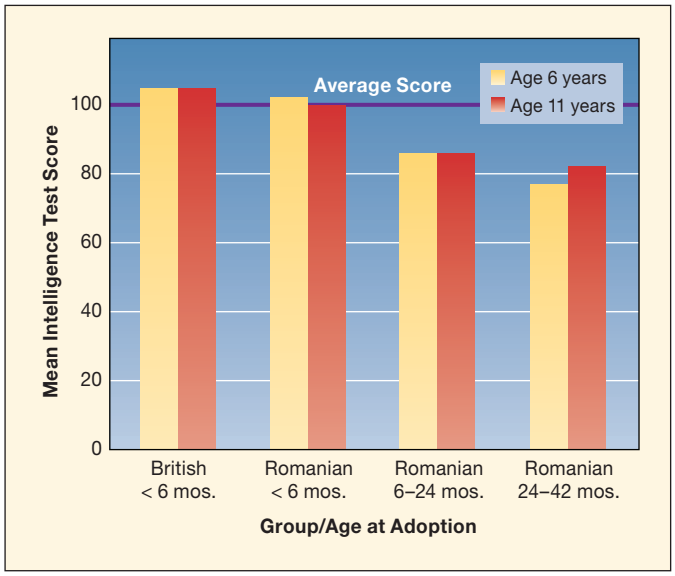

FIGURE 4.6 Relationship of age at adoption to mental test scores at ages 6 and 11 among British and Romanian adoptees. Children transferred from Romanian orphanages to British adoptive homes in the first six months of life attained average scores and fared as well as British early-adopted children, suggesting that they had fully recovered from extreme early deprivation. Romanian children adopted after 6 months of age performed well below average. And although those adopted after age 2 improved between ages 6 and 11, they continued to show serious intellectual deficits. (Adapted from Beckett et al., 2006.)

deficits (see Figure 4.6). Although they improved in test scores during middle childhood and adolescence, they remained substantially below average. And most displayed at least three serious mental health problems, such as inattention, overactivity, unruly behavior, and autistic-like symptoms (social disinterest, stereotyped behavior) (Kreppner et al., 2007, 2010).

Neurobiological findings indicate that early, prolonged institutionalization leads to a generalized decrease in activity in the cerebral cortex, especially the prefrontal cortex, which governs complex cognition and impulse control. Neural fibers connecting the prefrontal cortex with other brain structures involved in control of emotion are also reduced (Eluvathingal et al., 2006; Nelson, 2007b). And activation of the left cerebral hemisphere, governing positive emotion, is diminished relative to right cerebral activation, governing negative emotion (McLaughlin et al., 2011).

Additional evidence confirms that the chronic stress of early, deprived orphanage rearing disrupts the brain's capacity to manage stress, with long-term physical and psychological consequences. In another investigation, researchers followed the development of children who had spent their first eight months or more in Romanian institutions and were then adopted into Canadian homes (Gunnar et al., 2001; Gunnar & Cheatham, 2003). Compared with agemates adopted shortly after birth, these children showed extreme stress reactivity, as indicated by high concentrations of the stress hormone *cortisol* in their saliva—a physiological response linked to persistent illness, retarded physical growth, and learning and behavior problems, including deficits in attention and control of anger and other impulses. The longer the children spent in orphanage care, the higher their cortisol levels—even 6½ years after adoption. In other investigations, orphanage children displayed abnormally low cortisol—a blunted physiological stress response that may be the central nervous system's adaptation to earlier, frequent cortisol elevations (Loman & Gunnar, 2010).

Appropriate Stimulation. Unlike the orphanage children just described, Grace, whom Monica and Kevin had adopted in Cambodia at 16 months of age, showed favorable progress. Two years earlier, they had adopted Grace's older brother, Eli. When Eli was 2 years old, Monica and Kevin sent a letter and a photo of Eli to his biological mother, describing a bright, happy child. The next day, the Cambodian mother tearfully asked an adoption agency to send her baby daughter to join Eli and his American family. Although Grace's early environment was very depleted, her biological mother's loving care—holding gently, speaking softly, playfully stimulating, and breastfeeding—may have prevented irreversible damage to her brain.

In the Bucharest Early Intervention Project, about 200 institutionalized Romanian babies were randomized into conditions of either care as usual or transfer to high-quality foster families between ages 5 and 30 months. Specially trained social workers provided foster parents with counseling and support. Follow-ups between 2½ and 4 years revealed that the foster-care group exceeded the institutional-care group in intelligence test scores, language skills, emotional responsiveness, and EEG and ERP assessments of brain activity (Nelson et al., 2007; Smyke et al., 2009). On all measures, the earlier the foster placement, the better the outcome. But consistent with an early sensitive period, the foster-care group remained behind never-institutionalized agemates living with Bucharest families.

In addition to impoverished environments, ones that overwhelm children with expectations beyond their current capacities interfere with the brain's potential. In recent years, expensive early learning centers have sprung up, in which infants are trained with letter and number flash cards and slightly older toddlers are given a full curriculum of reading, math, science, art, gym, and more. There is no evidence that these programs yield smarter "superbabies" (Hirsh-Pasek & Golinkoff, 2003). To the contrary, trying to prime infants with stimulation for which they are not ready can cause them to withdraw, thereby threatening their interest in learning and creating conditions much like stimulus deprivation!

How, then, can we characterize appropriate stimulation during the early years? To answer this question, researchers distinguish between two types of brain development. The first, **experience-expectant brain growth,** refers to the young brain's rapidly developing organization, which depends on ordinary experiences—opportunities to explore the environment, interact with people, and hear language and other sounds. As a result of millions of years of evolution, the brains of all infants, toddlers, and young children *expect* to encounter these experiences

© ALAMY

Experience-expectant brain growth occurs naturally, through ordinary, stimulating experiences. This toddler exploring a mossy log enjoys the type of activity that best promotes brain development in the early years.

and, if they do, grow normally. The second type of brain development, **experience-dependent brain growth,** occurs throughout our lives. It consists of additional growth and refinement of established brain structures as a result of specific learning experiences that vary widely across individuals and cultures (Greenough & Black, 1992). Reading and writing, playing computer games, weaving an intricate rug, and practicing the violin are examples. The brain of a violinist differs in certain ways from the brain of a poet because each has exercised different brain regions for a long time.

Experience-expectant brain growth occurs early and naturally, as caregivers offer babies and preschoolers age-appropriate play materials and engage them in enjoyable daily routines—a shared meal, a game of peekaboo, a bath before bed, a picture book to talk about, or a song to sing. The resulting growth provides the foundation for later-occurring, experience-dependent development (Huttenlocher, 2002; Shonkoff & Phillips, 2001). No evidence exists for a sensitive period in the first five or six years for mastering skills that depend on extensive training, such as reading, musical performance, or gymnastics. To the contrary, rushing early learning harms the brain by overwhelming its neural circuits, thereby reducing the brain's sensitivity to the everyday experiences it needs for a healthy start in life.

Changing States of Arousal

Rapid brain growth means that the organization of sleep and wakefulness changes substantially between birth and 2 years, and fussiness and crying also decline. The newborn baby takes round-the-clock naps that total about 16 to 18 hours (Davis, Parker & Montgomery, 2004). Total sleep time declines slowly; the average 2-year-old still needs 12 to 13 hours. But periods of sleep and wakefulness become fewer and longer, and the sleep–wake pattern increasingly conforms to a night–day schedule. Most 6- to 9-month-olds take two daytime naps; by about 18 months, children generally need only one nap. Finally, between ages 3 and 5, napping subsides (Iglowstein et al., 2003).

These changing arousal patterns are due to brain development, but they are also affected by cultural beliefs and practices and individual parents' needs (Super & Harkness, 2002). Dutch parents, for example, view sleep regularity as far more important than the U.S. parents do. And whereas U.S. parents regard a predictable sleep schedule as emerging naturally from within the child, Dutch parents believe that a schedule must be imposed, or the baby's development might suffer (Super et al., 1996; Super & Harkness, 2010). At age 6 months, Dutch babies are put to bed earlier and sleep, on average, 2 hours more per day than their U.S. agemates.

Motivated by demanding work schedules and other needs, many Western parents try to get their babies to sleep through the night as early as 3 to 4 months by offering an evening feeding—a practice that may be at odds with young infants' neurological capacities. Not until the middle of the first year is the secretion of *melatonin,* a hormone within the brain that promotes drowsiness, much greater at night than during the day (Sadeh, 1997).

Furthermore, as the Cultural Influences box on the following page reveals, isolating infants to promote sleep is rare elsewhere in the world. When babies sleep with their parents, their average sleep period remains constant at three hours from 1 to 8 months of age. Only at the end of the first year, as REM sleep (the state that usually prompts waking) declines, do infants move in the direction of an adultlike sleep–waking schedule (Ficca et al., 1999).

Even after infants sleep through the night, they continue to wake occasionally. In studies carried out in Australia, Israel, and the United States, night wakings increased around 6 months and again between 1½ and 2 years and then declined (Armstrong, Quinn, & Dadds, 1994; Scher, Epstein, & Tirosh, 2004; Scher et al., 1995). As Chapter 6 will reveal, around the middle of the first year, infants are forming a clear-cut attachment to their familiar caregiver and begin protesting when he or she leaves. And the challenges of toddlerhood—the ability to range farther from the caregiver and increased awareness of the self as separate from others—often prompt anxiety, evident in disturbed sleep and clinginess. When parents offer comfort, these behaviors subside.

LOOK AND LISTEN

Interview a parent of a baby about sleep challenges. What strategies has the parent tried to ease these difficulties? Are the techniques likely to be effective, in view of evidence on infant sleep development? ●

Cultural Influences

Cultural Variation in Infant Sleeping Arrangements

Western child-rearing advice from experts strongly encourages nighttime separation of baby from parent. For example, the most recent edition of Benjamin Spock's *Baby and Child Care* recommends that babies sleep in their own room by 3 months of age, explaining, "By 6 months, a child who regularly sleeps in her parents' room may feel uneasy sleeping anywhere else" (Spock & Needlman, 2012, p. 62). And the American Academy of Pediatrics (2012) has issued a controversial warning that parent–infant bedsharing may increase the risk of sudden infant death syndrome (SIDS).

Yet parent–infant "cosleeping" is the norm for approximately 90 percent of the world's population, in cultures as diverse as the Japanese, the rural Guatemalan Maya, the Inuit of northwestern Canada, and the !Kung of Botswana. Japanese and Korean children usually lie next to their mothers in infancy and early childhood, and many continue to sleep with a parent or other family member until adolescence (Takahashi, 1990; Yang & Hahn, 2002). Among the Maya, mother–infant bedsharing is interrupted only by the birth of a new baby, when the older child is moved next to the father or to another bed in the same room (Morelli et al., 1992). Bedsharing is also common in U.S. ethnic minority families (McKenna & Volpe, 2007). African-American children, for example, frequently fall asleep with their parents and remain with them for part or all of the night (Buswell & Spatz, 2007).

Cultural values—specifically, collectivism versus individualism (see Chapter 2)—strongly influence infant sleeping arrangements. In one study, researchers interviewed Guatemalan Mayan mothers and American middle-SES mothers about their sleeping practices. Mayan mothers stressed the importance of promoting an *interdependent self,* explaining that cosleeping builds a close parent–child bond, which is necessary for children to learn the ways of people around them. In contrast, American mothers emphasized an *independent self,* mentioning their desire to instill early autonomy, prevent bad habits, and protect their own privacy (Morelli et al., 1992).

Over the past two decades, cosleeping has increased in Western nations. An estimated 13 percent of U.S. infants routinely bedshare, and an additional 30 to 35 percent sometimes do (Buswell & Spatz, 2007; Willinger et al., 2003). Proponents of the practice say that it helps infants sleep, makes breastfeeding more convenient, and provides valuable bonding time (McKenna & Volpe, 2007).

During the night, cosleeping babies breastfeed three times longer than infants who sleep alone. Because infants arouse to nurse more often when sleeping next to their mothers, some researchers believe that cosleeping may actually help safeguard babies at risk for SIDS (see page 110 in Chapter 3). Consistent with this view, SIDS is rare in Asian cultures where cosleeping is widespread, including Cambodia, China, Japan, Korea, Thailand, and Vietnam (McKenna, 2002; McKenna & McDade, 2005). And contrary to popular belief, cosleeping does not reduce mothers' total sleep time, although they experience more brief awakenings, which permit them to check on their baby (Mao et al., 2004).

Infant sleeping practices affect other aspects of family life. For example, Mayan babies doze off in the midst of ongoing family activities and are carried to bed by their mothers. In contrast, for many American parents, bedtime often involves a lengthy, elaborate ritual. Perhaps bedtime struggles, so common in Western homes but rare elsewhere in the world, are related to the stress young children feel when they must fall asleep without assistance (Latz, Wolf, & Lozoff, 1999).

Critics warn that bedsharing will promote emotional problems, especially excessive dependency. Yet a study following children from the end of pregnancy through age 18 showed that young people who had bedshared in the early years were no different from others in any aspect of adjustment (Okami, Weisner, & Olmstead, 2002). Another concern is that infants might become trapped under the parent's body or in soft bedding and suffocate. Parents who are obese or who use alcohol, tobacco, or illegal drugs do pose a serious risk to their sleeping babies, as does the use of quilts and comforters or an overly soft mattress (American Academy of Pediatrics, 2012; Willinger et al., 2003).

ERIC LAFFORGUE/GAMMA-RAPHO VIA GETTY IMAGES

This Vietnamese mother and child sleep together—a practice common in their culture and around the globe. Hard wooden sleeping surfaces protect cosleeping children from entrapment in soft bedding.

But with appropriate precautions, parents and infants can cosleep safely (McKenna & Volpe, 2007). In cultures where cosleeping is widespread, parents and infants usually sleep with light covering on hard surfaces, such as firm mattresses, floor mats, and wooden planks, or infants sleep in a cradle or hammock next to the parents' bed (McKenna, 2001, 2002). And when sharing the same bed, infants typically lie on their back or side facing the mother—positions that promote frequent, easy communication between parent and baby and arousal if breathing is threatened.

Finally, breastfeeding mothers usually assume a distinctive sleeping posture: They face the infant, with knees drawn up under the baby's feet and arm above the baby's head. Besides facilitating feeding, the position prevents the infant from sliding down under covers or up under pillows (Ball, 2006). Because this posture is also seen in female great apes while sharing sleeping nests with their infants, researchers believe it may have evolved to enhance infant safety.

ASK YOURSELF

REVIEW How do overproduction of synapses and synaptic pruning support infants' and children's ability to learn?

CONNECT Explain how inappropriate stimulation—either too little or too much—can impair cognitive and emotional development in the early years.

APPLY Which infant enrichment program would you choose: one that emphasizes gentle talking and touching and social games, or one that includes reading and number drills and classical music lessons? Explain.

REFLECT What is your attitude toward parent–infant cosleeping? Is it influenced by your cultural background? Explain.

Influences on Early Physical Growth

Physical growth, like other aspects of development, results from a complex interplay between genetic and environmental factors. Heredity, nutrition, and emotional well-being all affect early physical growth.

Heredity

Because identical twins are much more alike in body size than fraternal twins, we know that heredity is important in physical growth (Estourgie-van Burk et al., 2006; Touwslager et al., 2011). When diet and health are adequate, height and rate of physical growth are largely influenced by heredity. In fact, as long as negative environmental influences such as poor nutrition and illness are not severe, children and adolescents typically show *catch-up growth*—a return to a genetically influenced growth path once conditions improve. Still, the brain, the heart, the digestive system, and many other internal organs may be permanently compromised (Hales & Ozanne, 2003). (Recall the consequences of inadequate prenatal nutrition for long-term health, discussed on page 92 in Chapter 3.)

Genetic makeup also affects body weight: The weights of adopted children correlate more strongly with those of their biological than of their adoptive parents (Kinnunen, Pietilainen, & Rissanen, 2006). At the same time, environment—in particular, nutrition—plays an especially important role.

Nutrition

Nutrition is especially crucial for development in the first two years because the baby's brain and body are growing so rapidly. Pound for pound, an infant's energy needs are twice those of an adult. Twenty-five percent of babies' total caloric intake is devoted to growth, and infants need extra calories to keep rapidly developing organs functioning properly (Meyer, 2009).

Breastfeeding versus Bottle-Feeding. Babies need not only enough food but also the right kind of food. In early infancy, breastfeeding is ideally suited to their needs, and bottled formulas try to imitate it. Applying What We Know on the following page summarizes major nutritional and health advantages of breastfeeding.

Because of these benefits, breastfed babies in poverty-stricken regions are much less likely to be malnourished and 6 to 14 times more likely to survive the first year of life. The World Health Organization recommends breastfeeding until age 2 years, with solid foods added at 6 months. These practices, if widely followed, would save the lives of more than a million infants annually (World Health Organization, 2012b). Even breastfeeding for just a few weeks offers some protection against respiratory and intestinal infections, which are devastating to young children in developing countries. Also, because a nursing mother is less likely to get pregnant, breastfeeding helps increase spacing between siblings, a major factor in reducing infant and childhood deaths in nations with widespread poverty. (Note, however, that breastfeeding is not a reliable method of birth control.)

Yet many mothers in the developing world do not know about these benefits. In Africa, the Middle East, and Latin America, most babies get some breastfeeding, but fewer than 40 percent are exclusively breastfed for the first six months, and one-third are fully weaned from the breast before 1 year (UNICEF, 2009). In place of breast milk, mothers give their babies commercial formula or low-grade nutrients, such as rice water or highly diluted cow or goat milk. Contamination of these foods as a result of poor sanitation is common and often leads to illness and infant death. The United Nations has encouraged all hospitals and maternity units in developing countries to promote breastfeeding as long as mothers do not have viral or bacterial infections (such as HIV or tuberculosis) that can be

© LIBA TAYLOR/ALAMY IMAGES

Midwives in India support a mother as she learns to breastfeed her infant. Breastfeeding is especially important in developing countries, where it helps protect babies against life-threatening infections and early death.

Applying What We Know

Reasons to Breastfeed

Nutritional and Health Advantages	Explanation
Provides the correct balance of fat and protein	Compared with the milk of other mammals, human milk is higher in fat and lower in protein. This balance, as well as the unique proteins and fats contained in human milk, is ideal for a rapidly myelinating nervous system.
Ensures nutritional completeness	A mother who breastfeeds need not add other foods to her infant's diet until the baby is 6 months old. The milks of all mammals are low in iron, but the iron contained in breast milk is much more easily absorbed by the baby's system. Consequently, bottle-fed infants need iron-fortified formula.
Helps ensure healthy physical growth	One-year-old breastfed babies are leaner (have a higher percentage of muscle to fat), a growth pattern that persists through the preschool years and that may help prevent later overweight and obesity.
Protects against many diseases	Breastfeeding transfers antibodies and other infection-fighting agents from mother to child and enhances functioning of the immune system. Compared with bottle-fed infants, breastfed babies have far fewer allergic reactions and respiratory and intestinal illnesses. Breast milk also has anti-inflammatory effects, which reduce the severity of illness symptoms. Breastfeeding in the first four months is linked to lower blood cholesterol levels in adulthood and, thereby, may help prevent cardiovascular disease.
Protects against faulty jaw development and tooth decay	Sucking the mother's nipple instead of an artificial nipple helps avoid malocclusion, a condition in which the upper and lower jaws do not meet properly. It also protects against tooth decay due to sweet liquid remaining in the mouths of infants who fall asleep while sucking on a bottle.
Ensures digestibility	Because breastfed babies have a different kind of bacteria growing in their intestines than do bottle-fed infants, they rarely suffer from constipation or other gastrointestinal problems.
Smooths the transition to solid foods	Breastfed infants accept new solid foods more easily than bottle-fed infants, perhaps because of their greater experience with a variety of flavors, which pass from the maternal diet into the mother's milk.

Sources: American Academy of Pediatrics, 2005; Buescher, 2001; Michels et al., 2007; Owen et al., 2008; Rosetta & Baldi, 2008; Weyermann, Rothenbacher, & Brenner, 2006.

transmitted to the baby. Today, most developing countries have banned the practice of giving free or subsidized formula to new mothers.

Partly as a result of the natural childbirth movement, breastfeeding has become more common in industrialized nations, especially among well-educated women. Today, 74 percent of American mothers breastfeed, but more than half stop by 6 months (Centers for Disease Control and Prevention, 2011a). Not surprisingly, mothers who return to work sooner wean their babies from the breast earlier (Kimbro, 2006). But mothers who cannot be with their infants all the time can still combine breast- and bottle-feeding. The U.S. Department of Health and Human Services (2010a) advises exclusive breastfeeding for the first 6 months and inclusion of breast milk in the baby's diet until at least 1 year.

Women who do not breastfeed sometimes worry that they are depriving their baby of an experience essential for healthy psychological development. Yet breastfed and bottle-fed infants in industrialized nations do not differ in quality of the mother–infant relationship or in later emotional adjustment (Fergusson & Woodward, 1999; Jansen, de Weerth, & Riksen-Walraven, 2008). Some studies report a slight advantage in intelligence test performance for children and adolescents who were breastfed, after controlling for many factors. Most, however, find no cognitive benefits (Der, Batty, & Deary, 2006).

Are Chubby Babies at Risk for Later Overweight and Obesity? From early infancy, Timmy was an enthusiastic eater who nursed vigorously and gained weight quickly. By 5 months, he began reaching for food on his mother's plate. Vanessa wondered: Was she overfeeding Timmy and increasing his chances of becoming overweight?

Most chubby babies thin out during toddlerhood and early childhood, as weight gain slows and they become more active. Infants and toddlers can eat nutritious foods freely without risk of becoming overweight. But recent evidence does indicate a strengthening relationship between rapid weight gain in infancy and later obesity (Botton et al., 2008; Chomtho et al., 2008). The trend may be due to the rise in overweight and obesity among adults, who promote unhealthy eating habits in their young children. Interviews with 1,500 U.S. parents of 4- to 24-month-olds revealed that many routinely served older infants and toddlers french fries, pizza, candy, sugary fruit drinks, and soda. On average, infants consumed 20 percent and toddlers 30 percent more calories than they needed. At the same time, as many as one-fourth ate no fruits and one-third no vegetables (Siega-Riz et al., 2010).

How can concerned parents prevent their infants from becoming overweight children and adults? One way is to breastfeed for the first six months, which is associated with slower early weight gain (Gunnarsdottir et al., 2010). Another is to avoid giving them foods loaded with sugar, salt, and saturated

fats. Once toddlers learn to walk, climb, and run, parents can also provide plenty of opportunities for energetic play. Finally, because research shows a correlation between excessive television viewing and overweight in older children, parents should limit the time very young children spend in front of the TV.

Malnutrition

Osita is an Ethiopian 2-year-old whose mother has never had to worry about his gaining too much weight. When she weaned him at 1 year, there was little for him to eat besides starchy rice-flour cakes. Soon his belly enlarged, his feet swelled, his hair fell out, and a rash appeared on his skin. His bright-eyed curiosity vanished, and he became irritable and listless.

In developing countries and war-torn areas where food resources are limited, malnutrition is widespread. Recent evidence indicates that about 27 percent of the world's children suffer from malnutrition before age 5 (World Health Organization, 2010). The 10 percent who are severely affected suffer from two dietary diseases.

Marasmus is a wasted condition of the body caused by a diet low in all essential nutrients. It usually appears in the first year of life when a baby's mother is too malnourished to produce enough breast milk and bottle-feeding is also inadequate. Her starving baby becomes painfully thin and is in danger of dying.

Osita has **kwashiorkor,** caused by an unbalanced diet very low in protein. The disease usually strikes after weaning, between 1 and 3 years of age. It is common in regions where children get just enough calories from starchy foods but little protein. The child's body responds by breaking down its own protein reserves, which causes the swelling and other symptoms that Osita experienced.

Children who survive these extreme forms of malnutrition grow to be smaller in all body dimensions and suffer from lasting damage to the brain, heart, liver, or other organs (Müller & Krawinkel, 2005). When their diets do improve, they tend to gain excessive weight (Uauy et al., 2008). A malnourished body protects itself by establishing a low basal metabolism rate, which may endure after nutrition improves. Also, malnutrition may disrupt appetite control centers in the brain, causing the child to overeat when food becomes plentiful.

Learning and behavior are also seriously affected. In one long-term study of marasmic children, an improved diet led to some catch-up growth in height, but not in head size (Stoch et al., 1982). The malnutrition probably interfered with growth of neural fibers and myelination, causing a permanent loss in brain weight. And animal evidence reveals that a deficient diet alters the production of neurotransmitters in the brain—an effect that can disrupt all aspects of development (Haller, 2005). These children score low on intelligence tests, show poor fine-motor coordination, and have difficulty paying attention (Galler et al., 1990; Liu et al., 2003). They also display a more intense stress response to fear-arousing situations, perhaps caused by the constant, gnawing pain of hunger (Fernald & Grantham-McGregor, 1998).

Inadequate nutrition is not confined to developing countries. Because government-supported supplementary food programs do not reach all families in need, an estimated 21 percent of U.S. children suffer from *food insecurity*—uncertain access to enough food for a healthy, active life. Food insecurity is especially high among single-parent families (35 percent) and low-income ethnic minority families—for example, Hispanics and African Americans (25 and 27 percent, respectively) (U.S. Department of Agriculture, 2011a). Although few of these children have marasmus or kwashiorkor, their physical growth and ability to learn are still affected.

© MICHAEL KAMBER/POLARIS

© MICHAEL KAMBER/POLARIS

Left photo: This baby of Niger, Africa, has marasmus, a wasted condition caused by a diet low in all essential nutrients. *Right photo:* The swollen abdomen of this toddler, also of Niger, is a symptom of kwashiorkor, which results from a diet very low in protein. If these children survive, they are likely to be growth stunted and to suffer from lasting organ damage and serious cognitive and emotional impairments.

ASK YOURSELF

REVIEW Explain why breastfeeding can have lifelong consequences for the development of babies born in poverty-stricken regions of the world.

CONNECT How are bidirectional influences between parent and child involved in the impact of malnutrition on psychological development?

APPLY Eight-month-old Shaun is well below average in height and painfully thin. What serious growth disorder does he likely have, and what type of intervention, in addition to dietary enrichment, will help restore his development? (Hint: See page 92 in Chapter 3.)

REFLECT Imagine that you are the parent of a newborn baby. Describe feeding practices you would use, and ones you would avoid, to prevent overweight and obesity.

Learning Capacities

Learning refers to changes in behavior as the result of experience. Babies come into the world with built-in learning capacities that permit them to profit from experience immediately. Infants are capable of two basic forms of learning, which were introduced in Chapter 1: classical and operant conditioning. They also learn through their natural preference for novel stimulation. Finally, shortly after birth, babies learn by observing others; they can imitate the facial expressions and gestures of adults.

Classical Conditioning

Newborn reflexes, discussed in Chapter 3, make **classical conditioning** possible in the young infant. In this form of learning, a neutral stimulus is paired with a stimulus that leads to a reflexive response. Once the baby's nervous system makes the connection between the two stimuli, the neutral stimulus produces the behavior by itself. Classical conditioning helps infants recognize which events usually occur together in the everyday world, so they can anticipate what is about to happen next. As a result, the environment becomes more orderly and predictable. Let's take a closer look at the steps of classical conditioning.

As Carolyn settled down in the rocking chair to nurse Caitlin, she often stroked Caitlin's forehead. Soon Carolyn noticed that each time she did this, Caitlin made sucking movements. Caitlin had been classically conditioned. Figure 4.7 shows how it happened:

1. Before learning takes place, an **unconditioned stimulus (UCS)** must consistently produce a reflexive, or **unconditioned, response (UCR)**. In Caitlin's case, sweet breast milk (UCS) resulted in sucking (UCR).

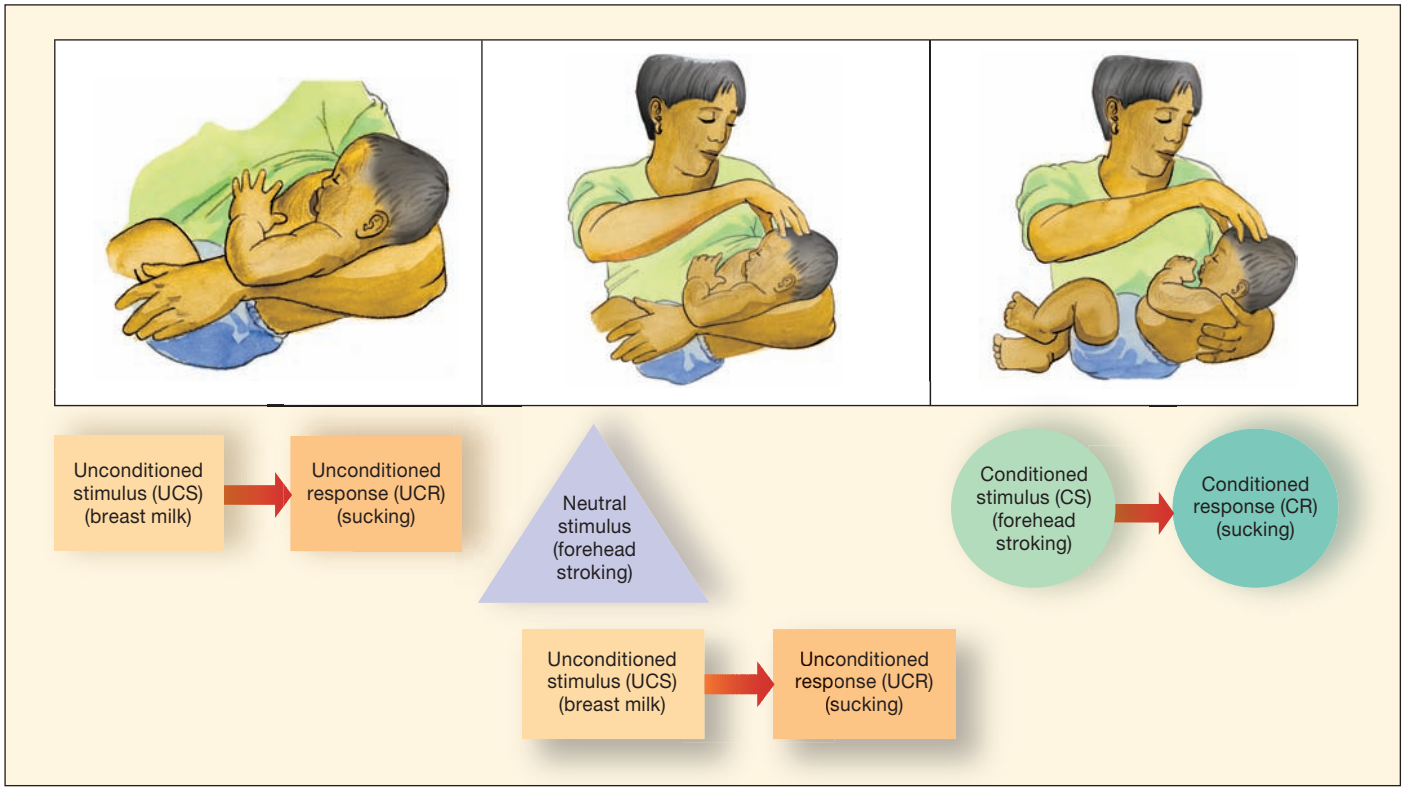

FIGURE 4.7 The steps of classical conditioning. This example shows how a mother classically conditioned her baby to make sucking movements by stroking the baby's forehead at the beginning of feedings.

2. To produce learning, a *neutral stimulus* that does not lead to the reflex is presented just before, or at about the same time as, the UCS. Carolyn stroked Caitlin's forehead as each nursing period began. The stroking (neutral stimulus) was paired with the taste of milk (UCS).
3. If learning has occurred, the neutral stimulus by itself produces a response similar to the reflexive response. The neutral stimulus is then called a **conditioned stimulus (CS),** and the response it elicits is called a **conditioned response (CR)**. We know that Caitlin has been classically conditioned because stroking her forehead outside the feeding situation (CS) results in sucking (CR).

If the CS is presented alone enough times, without being paired with the UCS, the CR will no longer occur, an outcome called *extinction*. In other words, if Carolyn repeatedly strokes Caitlin's forehead without feeding her, Caitlin will gradually stop sucking in response to stroking.

Young infants can be classically conditioned most easily when the association between two stimuli has survival value. In the example just described, learning which stimuli regularly accompany feeding improves the infant's ability to get food and survive (Blass, Ganchrow, & Steiner, 1984).

In contrast, some responses, such as fear, are very difficult to classically condition in young babies. Until infants have the motor skills to escape unpleasant events, they have no biological need to form these associations. After age 6 months, however, fear is easy to condition. In Chapter 6, we will discuss the development of fear and other emotional reactions.

Operant Conditioning

In classical conditioning, babies build expectations about stimulus events in the environment, but their behavior does not influence the stimuli that occur. In **operant conditioning,** infants act, or *operate,* on the environment, and stimuli that follow their behavior change the probability that the behavior will occur again. A stimulus that increases the occurrence of a response is called a **reinforcer.** For example, sweet liquid *reinforces* the sucking response in newborns. Removing a desirable stimulus or presenting an unpleasant one to decrease the occurrence of a response is called **punishment.** A sour-tasting fluid *punishes* newborns' sucking response, causing them to purse their lips and stop sucking entirely.

Many stimuli besides food can serve as reinforcers of infant behavior. For example, newborns will suck faster on a nipple when their rate of sucking produces interesting sights and sounds, including visual designs, music, or human voices (Floccia, Christophe, & Bertoncini, 1997). As these findings suggest, operant conditioning is a powerful tool for finding out what stimuli babies can perceive and which ones they prefer.

As infants get older, operant conditioning includes a wider range of responses and stimuli. For example, researchers have hung mobiles over the cribs of 2- to 6-month-olds. When the baby's foot is attached to the mobile with a long cord, the infant can, by kicking, make the mobile turn. Under these conditions, it takes only a few minutes for infants to start kicking vigorously (Rovee-Collier, 1999; Rovee-Collier & Barr, 2001). As you will see in Chapter 5, operant conditioning with mobiles is frequently used to study infants' memory and their ability to group similar stimuli into categories. Once babies learn the kicking response, researchers see how long and under what conditions they retain it when exposed again to the original mobile or to mobiles with varying features.

Operant conditioning also plays a vital role in the formation of social relationships. As the baby gazes into the adult's eyes, the adult looks and smiles back, and then the infant looks and smiles again. As the behavior of each partner reinforces the other, both continue their pleasurable interaction. In Chapter 6, we will see that this contingent responsiveness contributes to the development of infant–caregiver attachment.

Habituation

At birth, the human brain is set up to be attracted to novelty. Infants tend to respond more strongly to a new element that has entered their environment, an inclination that ensures that they will continually add to their knowledge base. **Habituation** refers to a gradual reduction in the strength of a response due to repetitive stimulation. Looking, heart rate, and respiration rate may all decline, indicating a loss of interest. Once this has occurred, a new stimulus—a change in the environment—causes responsiveness to return to a high level, an increase called **recovery.** For example, when you walk through a familiar space, you notice things that are new and different—a recently hung picture on the wall or a piece of furniture that has been moved. Habituation and recovery make learning more efficient by focusing our attention on those aspects of the environment we know least about.

Researchers investigating infants' understanding of the world rely on habituation and recovery more than any other learning capacity. For example, a baby who first *habituates* to a visual pattern (a photo of a baby) and then *recovers* to a new one (a photo of a bald man) appears to remember the first stimulus and perceive the second one as new and different from it. This method of studying infant perception and cognition, illustrated in Figure 4.8, can be used with newborns, including preterm infants (Kavšek & Bornstein, 2010). It has even been used to study the fetus's sensitivity to external stimuli—for example, by measuring changes in fetal heart rate when various repeated sounds are presented (see page 85 in Chapter 3).

Recovery to a new stimulus, or novelty preference, assesses infants' *recent memory*. ***TAKE A MOMENT...*** Think about what happens when you return to a place you have not seen for a long time. Instead of attending to novelty, you are likely to focus on aspects that are familiar: "I recognize that—I've been here before!" Like adults, infants shift from a novelty preference to a familiarity preference as more time intervenes between habituation and test phases in research. That is, babies recover to the familiar stimulus rather than to a novel stimulus (see Figure 4.8)

PHOTO © PRASHANT ZI/FOTOLIA

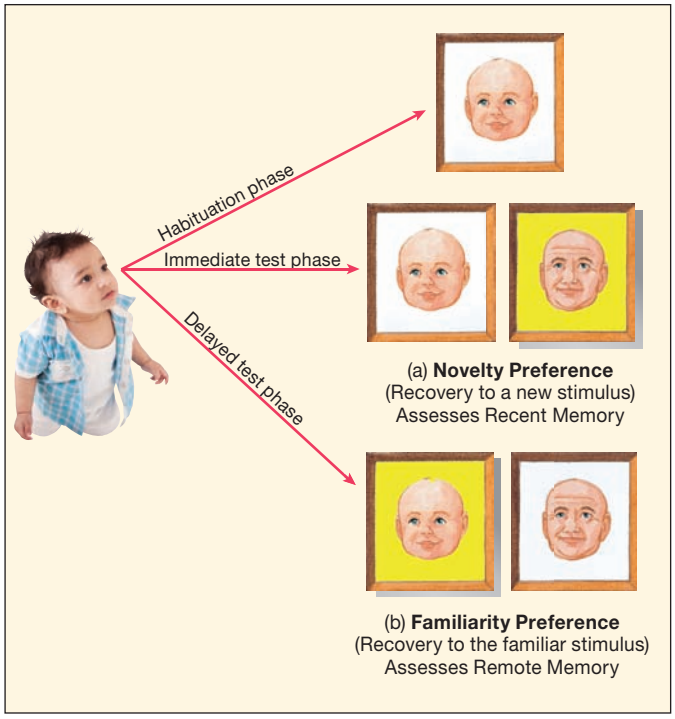

FIGURE 4.8 Using habituation to study infant perception and cognition. In the habituation phase, infants view a photo of a baby until their looking declines. In the test phase, infants are again shown the baby photo, but this time it appears alongside a photo of a bald-headed man. (a) When the test phase occurs soon after the habituation phase (within minutes, hours, or days, depending on the age of the infants), participants who remember the baby face and distinguish it from the man's face show a *novelty preference;* they recover to (spend more time looking at) the new stimulus. (b) When the test phase is delayed for weeks or months, infants who continue to remember the baby face shift to a *familiarity preference;* they recover to the familiar baby face rather than to the novel man's face.

(Bahrick, Hernandez-Reif, & Pickens, 1997; Courage & Howe, 1998; Flom & Bahrick, 2010; Richmond, Colombo, & Hayne, 2007). By focusing on that shift, researchers can also use habituation to assess *remote memory,* or memory for stimuli to which infants were exposed weeks or months earlier.

As Chapter 5 will reveal, habituation research has greatly enriched our understanding of how long babies remember a wide range of stimuli. And by varying stimulus features, researchers can use habituation and recovery to study babies' ability to categorize stimuli as well.

Imitation

Babies come into the world with a primitive ability to learn through **imitation**—by copying the behavior of another person. For example, Figure 4.9 shows a human newborn imitating two adult facial expressions (Meltzoff & Moore, 1977). The newborn's capacity to imitate extends to certain gestures, such as head and index-finger movements, and has been demonstrated in many ethnic groups and cultures (Meltzoff & Kuhl, 1994; Nagy et al., 2005). As the figure illustrates, even newborn primates, including chimpanzees (our closest evolutionary relatives), imitate some behaviors (Ferrari et al., 2006; Myowa-Yamakoshi et al., 2004).

Although newborns' capacity to imitate is widely accepted, a few studies have failed to reproduce the human findings (see, for example, Anisfeld et al., 2001). And because newborn mouth and tongue movements occur with increased frequency to almost any arousing change in stimulation (such as lively music or flashing lights), some researchers argue that certain newborn "imitative" responses are actually mouthing—a common early

FIGURE 4.9 Imitation by human and chimpanzee newborns. The human infants in the middle row imitating (left) tongue protrusion and (right) mouth opening are 2 to 3 weeks old. The chimpanzee imitating both facial expressions is 2 weeks old. (From A. N. Meltzoff & M. K. Moore, 1977, "Imitation of Facial and Manual Gestures by Human Neonates," *Science, 198,* p. 75. Copyright © 1977 by AAAS. Reprinted with permission of the AAAS and A. N. Meltzoff. And from M. Myowa-Yamakoshi et al., 2004, "Imitation in Neonatal Chimpanzees [Pan Troglodytes]." *Developmental Science, 7,* p. 440. Copyright 2004 by Blackwell Publishing. Reproduced with permission of John Wiley & Sons Ltd.)

exploratory response to interesting stimuli (Jones, 2009). Furthermore, imitation is harder to induce in babies 2 to 3 months old than just after birth. Therefore, skeptics believe that the newborn imitative capacity is little more than an automatic response that declines with age, much like a reflex (Heyes, 2005).

Others claim that newborns—both primates and humans—imitate a variety of facial expressions and head movements with effort and determination, even after short delays—when the adult is no longer demonstrating the behavior (Meltzoff & Moore, 1999; Paukner, Ferrari, & Suomi, 2011). Furthermore, these investigators argue that imitation—unlike reflexes—does not decline. Human babies several months old often do not imitate an adult's behavior right away because they first try to play familiar social games—mutual gazing, cooing, smiling, and waving their arms. But when an adult models a gesture repeatedly, older human infants soon get down to business and imitate (Meltzoff & Moore, 1994). Similarly, imitation declines in baby chimps around 9 weeks of age, when mother–baby mutual gazing and other face-to-face exchanges increase.

According to Andrew Meltzoff, newborns imitate much as older children and adults do—by actively trying to match body movements they *see* with ones they *feel* themselves make (Meltzoff, 2007). Later we will encounter evidence that young infants are remarkably adept at coordinating information across sensory systems.

Indeed, scientists have identified specialized cells in motor areas of the cerebral cortex in primates—called **mirror neurons**—that underlie these capacities (Ferrari & Coudé, 2011). Mirror neurons fire identically when a primate hears or sees an action and when it carries out that action on its own (Rizzolatti & Craighero, 2004). Human adults have especially elaborate systems of mirror neurons, which enable us to observe another's behavior (such as smiling or throwing a ball) while simulating the behavior in our own brain. Mirror neurons are believed to be the biological basis of a variety of interrelated, complex social abilities, including imitation, empathic sharing of emotions, and understanding others' intentions (Iacoboni, 2009; Schulte-Ruther et al., 2007).

Brain-imaging findings support a functioning mirror-neuron system as early as 6 months of age. Using NIRS, researchers found that the same motor areas of the cerebral cortex were activated in 6-month-olds and in adults when they observed a model engage in a behavior that could be imitated (tapping a box to make a toy pop out) as when they themselves engaged in the motor action (Shimada & Hiraki, 2006). In contrast, when infants and adults observed an object that appeared to move on its own, without human intervention (a ball hanging from the ceiling on a string, swinging like a pendulum), motor areas were not activated.

Still, Meltzoff's view of newborn imitation as a flexible, voluntary capacity remains controversial. Mirror neurons, though possibly functional at birth, undergo an extended period of development (Bertenthal & Longo, 2007; Lepage & Théoret, 2007). Similarly, as we will see in Chapter 5, the capacity to imitate expands greatly over the first two years. But however limited it is at birth, imitation is a powerful means of learning. Using imitation, infants explore their social world, not only learning from other people but getting to know them by matching their behavioral states. As babies notice similarities between their own actions and those of others, they experience other people as "like me" and, thus, learn about themselves (Meltzoff, 2007). In this way, infant imitation may serve as the foundation for understanding others' thoughts and feelings, which we take up in Chapter 6. Finally, caregivers take great pleasure in a baby who imitates their facial gestures and actions, which helps get the infant's relationship with parents off to a good start.

ASK YOURSELF

REVIEW Provide an example of classical conditioning, of operant conditioning, and of habituation/recovery in young infants. Why is each type of learning useful?

CONNECT Which learning capacities contribute to an infant's first social relationships? Explain, providing examples.

APPLY Nine-month-old Byron has a toy with large, colored push buttons on it. Each time he pushes a button, he hears a nursery tune. Which learning capacity is the manufacturer of this toy taking advantage of? What can Byron's play with the toy reveal about his perception of sound patterns?

Motor Development

Carolyn, Monica, and Vanessa each kept a baby book, filled with proud notations about when their children first held up their heads, reached for objects, sat by themselves, and walked alone. Parents are understandably excited about these new motor skills, which allow babies to master their bodies and the environment in new ways. For example, sitting upright gives infants a new perspective on the world. Reaching permits babies to find out about objects by acting on them. And when infants can move on their own, their opportunities for exploration multiply.

Babies' motor achievements have a powerful effect on their social relationships. When Caitlin crawled at 7½ months, Carolyn and David began to restrict her movements by saying no and expressing mild impatience. When she walked three days after her first birthday, the first "testing of wills" occurred (Biringen et al., 1995). Despite her mother's warnings, she sometimes pulled items from shelves that were off limits. "I said, 'Don't do that!'" Carolyn would say firmly, taking Caitlin's hand and redirecting her attention.

At the same time, newly walking babies more actively attend to and initiate social interaction (Clearfield, Osborn, & Mullen, 2008; Karasik et al., 2011). Caitlin frequently toddled over to her parents to express a greeting, give a hug, or show them objects of interest. Carolyn and David, in turn, increased

their expressions of affection and playful activities. And when Caitlin encountered risky situations, such as a sloping walkway or a dangerous object, Carolyn and David intervened, combining emotional warnings with rich verbal and gestural information that helped Caitlin notice critical features of her surroundings, regulate her motor actions, and acquire language (Campos et al., 2000; Karasik et al., 2008). Caitlin's delight as she worked on new motor skills triggered pleasurable reactions in others, which encouraged her efforts further. Motor, social, cognitive, and language competencies developed together and supported one another.

The Sequence of Motor Development

Gross-motor development refers to control over actions that help infants get around in the environment, such as crawling, standing, and walking. *Fine-motor development* has to do with smaller movements, such as reaching and grasping. Table 4.2 shows the average age at which U.S. infants and toddlers achieve a variety of gross- and fine-motor skills. It also presents the age ranges during which most babies accomplish each skill, indicating large individual differences in *rate* of motor progress. Also, a baby who is a late reacher will not necessarily be a late crawler or walker. We would be concerned about a child's development only if many motor skills were seriously delayed.

Historically, researchers assumed that motor skills were separate, innate abilities that emerged in a fixed sequence governed by a built-in maturational timetable. This view has long been discredited. Rather, motor skills are interrelated. Each is a product of earlier motor attainments and a contributor to new ones. And children acquire motor skills in highly individual ways. For example, before her adoption, Grace spent most of her days lying in a hammock. Because she was rarely placed on her tummy and on firm surfaces that enabled her to move on her own, she did not try to crawl. As a result, she pulled to a stand and walked before she crawled! Babies display such skills as rolling, sitting, crawling, and walking in diverse orders rather than in the sequence implied by motor norms (Adolph, Karasik, & Tamis-LeMonda, 2010).

Motor Skills as Dynamic Systems

According to **dynamic systems theory of motor development,** mastery of motor skills involves acquiring increasingly complex

TABLE 4.2 Gross- and Fine-Motor Development in the First Two Years

MOTOR SKILL	AVERAGE AGE ACHIEVED	AGE RANGE IN WHICH 90 PERCENT OF INFANTS ACHIEVE THE SKILL
When held upright, holds head erect and steady	6 weeks	3 weeks–4 months
When prone, lifts self by arms	2 months	3 weeks–4 months
Rolls from side to back	2 months	3 weeks–5 months
Grasps cube	3 months, 3 weeks	2–7 months
Rolls from back to side	4½ months	2–7 months
Sits alone	7 months	5–9 months
Crawls	7 months	5–11 months
Pulls to stand	8 months	5–12 months
Plays pat-a-cake	9 months, 3 weeks	7–15 months
Stands alone	11 months	9–16 months
Walks alone	11 months, 3 weeks	9–17 months
Builds tower of two cubes	11 months, 3 weeks	10–19 months
Scribbles vigorously	14 months	10–21 months
Walks up stairs with help	16 months	12–23 months
Jumps in place	23 months, 2 weeks	17–30 months
Walks on tiptoe	25 months	16–30 months



Note: These milestones represent overall age trends. Individual differences exist in the precise age at which each milestone is attained.
Sources: Bayley, 1969, 1993, 2005.
Photos: (top) © Laura Dwight Photography; (middle) © Laura Dwight Photography; (bottom) © Elizabeth Crews/The Image Works

systems of action. When motor skills work as a system, separate abilities blend together, each cooperating with others to produce more effective ways of exploring and controlling the environment. For example, control of the head and upper chest combine into sitting with support. Kicking, rocking on all fours, and reaching combine to become crawling. Then crawling, standing, and stepping are united into walking (Adolph & Berger, 2006; Thelen & Smith, 1998).

Each new skill is a joint product of four factors: (1) central nervous system development, (2) the body's movement capacities, (3) the goals the child has in mind, and (4) environmental supports for the skill. Change in any element makes the system less stable, and the child starts to explore and select new, more effective motor patterns.

The broader physical environment also profoundly influences motor skills. Infants with stairs in their home learn to crawl up stairs at an earlier age and also more readily master a back-descent strategy—the safest but also the most challenging position because the baby must turn around at the top, give up visual guidance of her goal, and crawl backward (Berger, Theuring, & Adolph, 2007). And if children were reared on the moon, with its reduced gravity, they would prefer jumping to walking or running!

LOOK AND LISTEN

Spend an hour observing a newly crawling or walking baby. Note the goals that motivate the baby to move, along with the baby's effort and motor experimentation. Describe parenting behaviors and features of the environment that promote mastery of the skill. ●

When a skill is first acquired, infants must refine it. For example, in trying to crawl, Caitlin often collapsed on her tummy and moved backward. Soon she figured out how to propel herself forward by alternately pulling with her arms and pushing with her feet, "belly-crawling" in various ways for several weeks (Vereijken & Adolph, 1999). As babies attempt a new skill, related, previously mastered skills often become less secure. As the novice walker experiments with balancing the body vertically over two small moving feet, balance during sitting may become temporarily less stable (Chen et al., 2007). In learning to walk, toddlers practice six or more hours a day, traveling the length of 29 football fields! Gradually their small, unsteady steps change to a longer stride, their feet move closer together, their toes point to the front, and their legs become symmetrically coordinated (Adolph, Vereijken, & Shrout, 2003). As movements are repeated thousands of times, they promote new synaptic connections in the brain that govern motor patterns.

Dynamic systems theory shows us why motor development cannot be genetically determined. Because it is motivated by exploration and the desire to master new tasks, heredity can map it out only at a general level. Rather than being *hardwired* into the nervous system, behaviors are *softly assembled,* allowing for different paths to the same motor skill (Adolph, 2008; Thelen & Smith, 2006).

© DEXTER GORMLEY/COURTESY OF COLE CALLOWAY, PH.D.

FIGURE 4.10 Reaching "feet first." When sounding toys were held in front of babies' hands and feet, they reached with their feet as early as 8 weeks of age, a month or more before they reached with their hands. This 2½-month-old skillfully explores an object with her foot.

Dynamic Motor Systems in Action. To find out how babies acquire motor capacities, some studies have tracked their first attempts at a skill until it became smooth and effortless. In one investigation, researchers held sounding toys alternately in front of infants' hands and feet, from the time they showed interest until they engaged in well-coordinated reaching and grasping (Galloway & Thelen, 2004). As Figure 4.10 shows, the infants violated the normative sequence of arm and hand control preceding leg and foot control, shown in Table 4.2. They first reached for the toys with their feet—as early as 8 weeks of age, at least a month before reaching with their hands!

Why did babies reach "feet first"? Because the hip joint constrains the legs to move less freely than the shoulder constrains the arms, infants could more easily control their leg movements. When they first tried reaching with their hands, their arms actually moved *away* from the object! Consequently, foot reaching required far less practice than hand reaching. As these findings confirm, rather than following a strict, predetermined pattern, the order in which motor skills develop depends on the anatomy of the body part being used, the surrounding environment, and the baby's efforts.

Cultural Variations in Motor Development. Cross-cultural research further illustrates how early movement opportunities and a stimulating environment contribute to motor development. Over half a century ago, Wayne Dennis (1960) observed infants in Iranian orphanages who were deprived of the tantalizing surroundings that induce infants to acquire motor skills. These babies spent their days lying on their backs in cribs, without toys to play with. As a result, most did not move on their own until after 2 years of age. When they finally did

move, the constant experience of lying on their backs led them to scoot in a sitting position rather than crawl on their hands and knees. Because babies who scoot come up against furniture with their feet, not their hands, they are far less likely to pull themselves to a standing position in preparation for walking. Indeed, by 3 to 4 years of age, only 15 percent of the Iranian orphans were walking alone.

Cultural variations in infant-rearing practices affect motor development. ***TAKE A MOMENT...*** Take a quick survey of several parents you know: Should sitting, crawling, and walking be deliberately encouraged? Answers vary widely from culture to culture. Japanese mothers, for example, believe such efforts are unnecessary (Seymour, 1999). Among the Zinacanteco Indians of southern Mexico and the Gusii of Kenya, rapid motor progress is actively discouraged. Babies who walk before they know enough to keep away from cooking fires and weaving looms are viewed as dangerous to themselves and disruptive to others (Greenfield, 1992).

In contrast, among the Kipsigis of Kenya and the West Indians of Jamaica, babies hold their heads up, sit alone, and walk considerably earlier than North American infants. In both societies, parents emphasize early motor maturity, practicing formal exercises to stimulate particular skills (Adolph, Karasik, & Tamis-LeMonda, 2010). In the first few months, babies are seated in holes dug in the ground, with rolled blankets to keep them upright. Walking is promoted by frequently standing babies in adults' laps, bouncing them on their feet, and exercising the stepping reflex (Hopkins & Westra, 1988; Super, 1981). As parents in these cultures support babies in upright postures and rarely put them down on the floor, their infants usually skip crawling—a motor skill regarded as crucial in Western nations!

Finally, because it decreases exposure to "tummy time," the current Western practice of having babies sleep on their backs to protect them from SIDS (see page 110 in Chapter 3) delays gross motor milestones of rolling, sitting, and crawling (Majnemer & Barr, 2005; Scrutton, 2005). Regularly exposing infants to the tummy-lying position during waking hours prevents these delays.

© DON DESPAIN/WWW.REKINDLEPHOTO.COM/ALAMY

This West Indian mother of Jamaica "walks" her baby up her body in a deliberate effort to promote early mastery of walking.

Fine-Motor Development: Reaching and Grasping

Of all motor skills, reaching may play the greatest role in infant cognitive development. By grasping things, turning them over, and seeing what happens when they are released, infants learn a great deal about the sights, sounds, and feel of objects.

Reaching and grasping, like many other motor skills, start out as gross, diffuse activity and move toward mastery of fine movements. Figure 4.11 illustrates some milestones of reaching

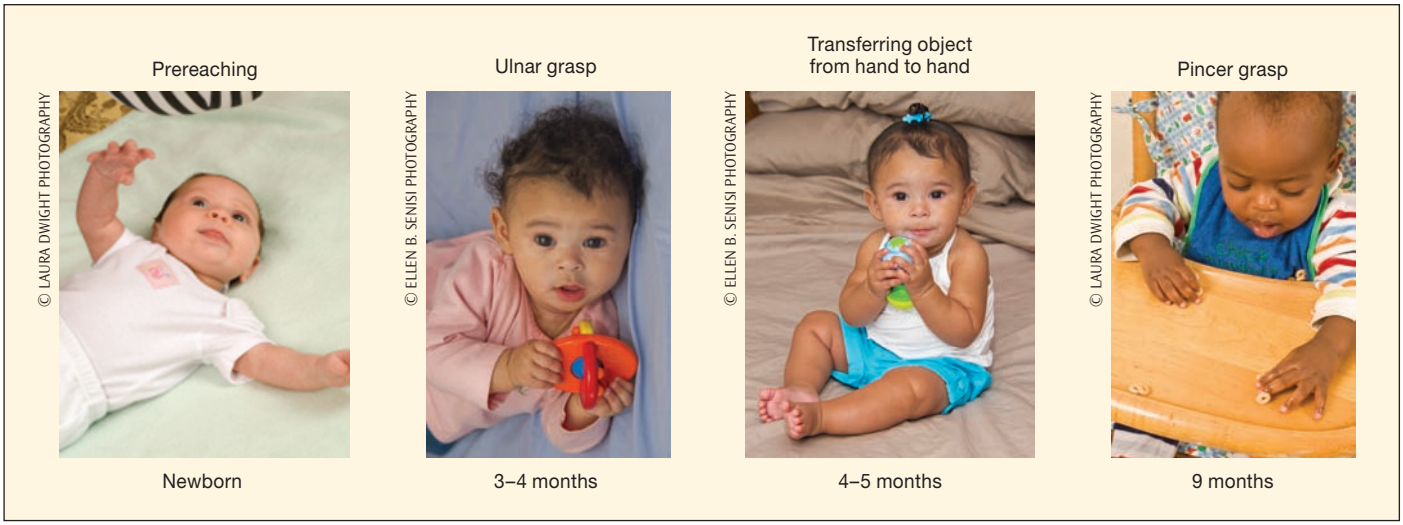

FIGURE 4.11 Some milestones of reaching and grasping. The average age at which each skill is attained is given. (Ages from Bayley, 1969; Rochat, 1989.)

over the first nine months. Newborns make poorly coordinated swipes or swings, called *prereaching,* toward an object in front of them, but because of poor arm and hand control they rarely contact the object. Like newborn reflexes, prereaching drops out around 7 weeks of age. Yet these early behaviors suggest that babies are biologically prepared to coordinate hand with eye in the act of exploring (Rosander & von Hofsten, 2002; von Hofsten, 2004).

At about 3 to 4 months, as infants develop the necessary eye, head, and shoulder control, reaching reappears as purposeful, forward arm movements in the presence of a nearby toy and gradually improves in accuracy (Bhat, Heathcock, & Galloway, 2005; Spencer et al., 2000). By 5 to 6 months, infants reach for an object in a room that has been darkened during the reach by switching off the lights—a skill that improves over the next few months (Clifton et al., 1994; McCarty & Ashmead, 1999). Early on, vision is freed from the basic act of reaching so it can focus on more complex adjustments. By 7 months, the arms become more independent; infants reach for an object by extending one arm rather than both (Fagard & Pezé, 1997). During the next few months, infants become more efficient at reaching for moving objects—ones that spin, change direction, and move sideways, closer, or farther away (Fagard, Spelke, & von Hofsten, 2009; Wentworth, Benson, & Haith, 2000).

Once infants can reach, they modify their grasp. The newborn's grasp reflex is replaced by the *ulnar grasp,* a clumsy motion in which the fingers close against the palm. Still, even 4-month-olds adjust their grasp to the size and shape of an object—a capacity that improves over the first year as infants orient the hand more precisely and do so in advance of contacting the object (Barrett, Traupman, & Needham, 2008; Witherington, 2005). Around 4 to 5 months, when infants begin to sit up, both hands become coordinated in exploring objects. Babies of this age can hold an object in one hand while the other scans it with the fingertips, and they frequently transfer objects from hand to hand (Rochat & Goubet, 1995). By the end of the first year, infants use the thumb and index finger opposably in a well-coordinated *pincer grasp*. Then the ability to manipulate objects greatly expands. The 1-year-old can pick up raisins and blades of grass, turn knobs, and open and close small boxes.

Between 8 and 11 months, reaching and grasping are well-practiced, so attention is released from the motor skill to events that occur before and after attaining the object. For example, 10-month-olds easily adjust their reach to anticipate their next action. They reach for a ball faster when they intend to throw it than when they intend to drop it carefully through a narrow tube (Claxton, Keen, & McCarty, 2003). Around this time, too, infants begin to solve simple problems that involve reaching, such as searching for and finding a hidden toy.

Finally, the capacity to reach for and manipulate an object increases infants' attention to the way an adult reaches for and plays with that same object (Hauf, Aschersleben, & Prinz, 2007). As babies watch what others do, they broaden their understanding of others' behaviors and of the range of actions that can be performed on various objects.

ASK YOURSELF

REVIEW Cite evidence that motor development is a joint product of biological, psychological, and environmental factors.

CONNECT Provide several examples of how motor development influences infants' attainment of cognitive and social competencies.

APPLY List everyday experiences that support mastery of reaching, grasping, sitting, and crawling. Why should caregivers place young infants in a variety of waking-time body positions?

REFLECT Do you favor early, systematic training of infants in motor skills such as crawling, walking, and stair climbing? Why or why not?

Perceptual Development

In Chapter 3, you learned that the senses of touch, taste, smell, and hearing—but not vision—are remarkably well-developed at birth. Now let's turn to a related question: How does perception change over the first year? Our discussion will address hearing and vision, the focus of almost all research. Recall that in Chapter 3, we used the word *sensation* to talk about these capacities. It suggests a fairly passive process—what the baby's receptors detect when exposed to stimulation. Now we use the word *perception,* which is active: When we perceive, we organize and interpret what we see.

As we review the perceptual achievements of infancy, you may find it hard to tell where perception leaves off and thinking begins. The research we are about to discuss provides an excellent bridge to the topic of Chapter 5—cognitive development during the first two years.

Hearing

On Timmy's first birthday, Vanessa bought several CDs of nursery songs, and she turned one on each afternoon at naptime. Soon Timmy let her know his favorite tune. If she put on "Twinkle, Twinkle," he stood up in his crib and whimpered until she replaced it with "Jack and Jill." Timmy's behavior illustrates the greatest change in hearing over the first year of life: Babies organize sounds into increasingly elaborate patterns.

Between 4 and 7 months, infants display a sense of musical phrasing: They prefer Mozart minuets with pauses between phrases to those with awkward breaks (Krumhansl & Jusczyk, 1990). Around 6 to 7 months, they can distinguish musical tunes on the basis of variations in rhythmic patterns, including beat structure (duple or triple) and accent structure (emphasis on the first note of every beat unit or at other positions) (Hannon & Johnson, 2004). And by the end of the first year, infants recognize the same melody when it is played in different keys (Trehub, 2001). As we will see shortly, 6- to 12-month-olds make comparable discriminations in human speech: They readily detect sound regularities that will facilitate later language learning.

Biology and Environment

"Tuning In" to Familiar Speech, Faces, and Music: A Sensitive Period for Culture-Specific Learning

To share experiences with members of their family and community, babies must become skilled at making perceptual discriminations that are meaningful in their culture. As we have seen, at first babies are sensitive to virtually all speech sounds, but around 6 months, they narrow their focus, limiting the distinctions they make to the language they hear and will soon learn.

The ability to perceive faces shows a similar **perceptual narrowing effect**—perceptual sensitivity that becomes increasingly attuned with age to information most often encountered. After habituating to one member of each pair of faces in Figure 4.12, 6-month-olds were shown the familiar and novel faces side-by-side. For both pairs, they recovered to (looked longer at) the novel face, indicating that they could discriminate individual faces of both humans and monkeys equally well (Pascalis, de Haan, & Nelson, 2002). But at 9 months, infants no longer showed a novelty preference when viewing the monkey pair. Like adults, they could distinguish only the human faces. Similar findings emerge with sheep faces: 4- to 6-months-olds easily distinguish them, but 9- to 11-month olds no longer do (Simpson et al., 2011).

The perceptual narrowing effect appears again in musical rhythm perception. Western adults are accustomed to the even-beat pattern of Western music—repetition of the same rhythmic structure in every measure of a tune—and easily notice rhythmic changes that disrupt this familiar beat. But present them with music that does not follow this typical Western rhythmic form—Baltic folk tunes, for example—and they fail to pick up on rhythmic-pattern deviations. Six-month-olds, however, can detect such disruptions in both Western and non-Western melodies. But by 12 months, after added exposure to Western music, babies are no longer aware of deviations in foreign musical rhythms, although their sensitivity to Western rhythmic structure remains unchanged (Hannon & Trehub, 2005b).

Several weeks of regular interaction with a foreign-language speaker and of daily opportunities to listen to non-Western music fully restore 12-month-olds' sensitivity to wide-ranging speech sounds and music rhythms (Hannon & Trehub, 2005a; Kuhl, Tsao, & Liu, 2003). Similarly, 6-month-olds given three months of training in discriminating individual monkey faces, in which each image is labeled with a distinct name ("Carlos," "Iona") instead of the generic label "monkey," retain their ability to discriminate monkey faces at 9 months (Scott & Monesson, 2009). Adults given similar extensive experiences, by contrast, show little improvement in perceptual sensitivity.

Taken together, these findings suggest a heightened capacity—or sensitive period—in the second half of the first year, when babies are biologically prepared to "zero in" on socially meaningful perceptual distinctions. Notice how, between 6 and 12 months, learning is especially rapid across several domains (speech, faces, and music) and is easily modified by experience. This suggests a broad neurological change—perhaps a special time of experience-expectant brain growth (see page 127) in which babies analyze everyday stimulation of all kinds similarly, in ways that prepare them to participate in their cultural community.



FIGURE 4.12 Discrimination of human and monkey faces. Which of these pairs is easiest for you to tell apart? After habituating to one of the photos in each pair, infants were shown the familiar and the novel face side-by-side. For both pairs, 6-month-olds recovered to (looked longer at) the novel face, indicating that they could discriminate human and monkey faces equally well. By 12 months, babies lost their ability to distinguish the monkey faces. Like adults, they showed a novelty preference only to human stimuli. (From O. Pascalis et al., 2002, "Is Face Processing Species-Specific During the First Year of Life?" *Science, 296,* p. 1322. Copyright © 2002 by AAAS. Reprinted by permission from AAAS.)

Speech Perception. Recall from Chapter 3 that newborns can distinguish nearly all sounds in human languages and that they prefer listening to human speech over nonspeech sounds, and to their native tongue rather than a foreign language. As infants listen to people talking, they learn to focus on meaningful sound variations. ERP brain-wave recordings reveal that around 5 months, babies become sensitive to syllable stress patterns in their own language (Weber et al., 2004). Between 6 and 8 months, they start to "screen out" sounds not used in their native tongue (Anderson, Morgan, & White, 2003; Polka & Werker, 1994). As the Biology and Environment box above explains, this increased responsiveness to native-language sounds is part of a general

"tuning" process in the second half of the first year—a possible sensitive period in which infants acquire a range of perceptual skills for picking up socially important information.

Soon after, infants focus on larger speech segments that are critical to figuring out meaning. They recognize familiar words in spoken passages and listen longer to speech with clear clause and phrase boundaries (Johnson & Seidl, 2008; Jusczyk & Hohne, 1997; Soderstrom et al., 2003). Around 7 to 9 months, infants extend this sensitivity to speech structure to individual words: They begin to divide the speech stream into wordlike units (Jusczyk, 2002; Saffran, Werker, & Werner, 2006).

Analyzing the Speech Stream. How do infants make such rapid progress in perceiving the structure of language? Research shows that they have an impressive **statistical learning capacity.** By analyzing the speech stream for patterns—repeatedly occurring sequences of sounds—they acquire a stock of speech structures for which they will later learn meanings, long before they start to talk around age 12 months.

For example, when presented with controlled sequences of nonsense syllables, babies listen for statistical regularities: They locate words by distinguishing syllables that often occur together (indicating they belong to the same word) from syllables that seldom occur together (indicating a word boundary). Consider the English word sequence *pretty#baby.* After listening to the speech stream for just one minute (about 60 words), 8-month-olds discriminate a word-internal syllable pair *(pretty)* from a word-external syllable pair *(ty#ba).* They prefer to listen to new speech that preserves the word-internal pattern (Saffran, Aslin, & Newport, 1996; Saffran & Thiessen, 2003).

Once infants locate words, they focus on the words and, around 7 to 8 months, identify regular syllable-stress patterns—for example, in English and Dutch, that the onset of a strong syllable (*hap*-py, *rab*-bit) often signals a new word (Swingley, 2005; Thiessen & Saffran, 2007). By 10 months, babies can detect words that start with weak syllables, such as "sur*prise,*" by listening for sound regularities before and after the words (Jusczyk, 2001; Kooijman, Hagoort, & Cutler, 2009).

Clearly, babies have a powerful ability to extract patterns from complex, continuous speech. Some researchers believe that infants are innately equipped with a general statistical learning capacity for detecting structure in the environment, which they also apply to nonspeech auditory information and to visual stimulation. Consistent with this idea, ERP recordings suggest that newborns perceive patterns in both sequences of speech syllables and sequences of tones (Kudo et al., 2011; Teinonen et al., 2009). And 2-month-olds detect regularities in sequences of visual stimuli (Kirkham, Slemmer, & Johnson, 2002).

Vision

For exploring the environment, humans depend on vision more than any other sense. Although at first a baby's visual world is fragmented, it undergoes extraordinary changes during the first 7 to 8 months of life.

Visual development is supported by rapid maturation of the eye and visual centers in the cerebral cortex. Recall from Chapter 3 that the newborn baby focuses and perceives color poorly. Around 2 months, infants can focus on objects about as well as adults can, and their color vision is adultlike by 4 months (Kellman & Arterberry, 2006). *Visual acuity* (fineness of discrimination) improves steadily, reaching 20/80 by 6 months and an adult level of about 20/20 by 4 years (Slater et al., 2010). Scanning the environment and tracking moving objects improve over the first half-year as infants better control their eye movements and build an organized perceptual world (Johnson, Slemmer, & Amso, 2004; von Hofsten & Rosander, 1998).

As babies explore their visual field, they figure out the characteristics of objects and how they are arranged in space. To understand how they do so, let's examine the development of two aspects of vision: depth and pattern perception.

Depth Perception. *Depth perception* is the ability to judge the distance of objects from one another and from ourselves. It is important for understanding the layout of the environment and for guiding motor activity.

Figure 4.13 shows the *visual cliff,* designed by Eleanor Gibson and Richard Walk (1960) and used in the earliest studies of depth perception. It consists of a Plexiglas-covered table with a platform at the center, a "shallow" side with a checkerboard pattern just under the glass, and a "deep" side with a checkerboard several feet below the glass. The researchers found that crawling babies readily crossed the shallow side, but most reacted with fear to the deep side. They concluded that around the time infants crawl, most distinguish deep from shallow surfaces and avoid drop-offs.

The visual cliff shows that crawling and avoidance of drop-offs are linked, but not how they are related or when depth perception first appears. Subsequent research has looked at babies' ability to detect specific depth cues, using methods that do not require that they crawl.

Motion is the first depth cue to which infants are sensitive. Babies 3 to 4 weeks old blink their eyes defensively when an object moves toward their face as if it is going to hit (Nánez & Yonas, 1994). *Binocular depth cues* arise because our two eyes have slightly different views of the visual field. The brain blends these two images, resulting in perception of depth. Research in which two overlapping images are projected before the baby, who wears special goggles to ensure that each eye receives only one image, reveals that sensitivity to binocular cues emerges between 2 and 3 months and improves rapidly over the first year (Birch, 1993; Brown & Miracle, 2003). Finally, beginning at 3 to 4 months and strengthening between 5 and 7 months, babies display sensitivity to *pictorial depth cues*—the ones artists often use to make a painting look three-dimensional. Examples include receding lines that create the illusion of perspective, changes in texture (nearby textures are more detailed than faraway ones), overlapping objects (an object partially hidden by another object is perceived to be more distant), and shadows cast on surfaces (indicating a separation in space between

© MARK RICHARDS/PHOTOEDIT

FIGURE 4.13 The visual cliff. Plexiglas covers the deep and shallow sides. By refusing to cross the deep side and showing a preference for the shallow side, this infant demonstrates the ability to perceive depth.

the object and the surface) (Kavšek, Yonas, & Granrud, 2012; Shuwairi, Albert, & Johnson, 2007).

Why does perception of depth cues emerge in the order just described? Researchers speculate that motor development is involved. For example, control of the head during the early weeks of life may help babies notice motion and binocular cues. Around the middle of the first year, the ability to turn, poke, and feel the surface of objects promotes sensitivity to pictorial cues as infants pick up information about size, texture, and three-dimensional shape (Bushnell & Boudreau, 1993; Soska, Adolph, & Johnson, 2010). And as we will see next, one aspect of motor progress—independent movement—plays a vital role in refinement of depth perception.

Independent Movement and Depth Perception.

At 6 months, Timmy started crawling. "He's fearless!" exclaimed Vanessa. "If I put him down in the middle of my bed, he crawls right over the edge. The same thing happens by the stairs." Will Timmy become wary of the side of the bed and the staircase as he becomes a more experienced crawler? Research suggests that he will. Infants with more crawling experience (regardless of when they started to crawl) are far more likely to refuse to cross the deep side of the visual cliff (Campos et al., 2000).

From extensive everyday experience, babies gradually figure out how to use depth cues to detect the danger of falling. But because the loss of body control that leads to falling differs greatly for each body position, babies must undergo this learning separately for each posture. In one study, 9-month-olds who were experienced sitters but novice crawlers were placed on the edge of a shallow drop-off that could be widened (Adolph, 2002, 2008). While in the familiar sitting position, infants avoided leaning out for an attractive toy at distances likely to result in falling. But in the unfamiliar crawling posture, they headed over the edge, even when the distance was extremely wide! And newly walking babies, while avoiding sharp drop-offs, careen down slopes and over uneven surfaces without making the necessary postural adjustments, even when their mothers discourage them from proceeding! Thus, they fall frequently (Adolph et al., 2008; Joh & Adolph, 2006). As infants discover how to avoid falling in different postures and situations, their understanding of depth expands.

Crawling experience promotes other aspects of three-dimensional understanding. For example, seasoned crawlers are better than their inexperienced agemates at remembering object locations and finding hidden objects (Bai & Bertenthal, 1992; Campos et al., 2000). Why does crawling make such a difference?

© LAURA DWIGHT PHOTOGRAPHY

Infants must learn to use depth cues to avoid falling in each new position—sitting, crawling, walking—and in various situations. As this 10-month-old takes her first steps, she uses vision to make postural adjustments, and her understanding of depth expands.

TAKE A MOMENT... Compare your own experience of the environment when you are driven from one place to another with what you experience when you walk or drive yourself. When you move on your own, you are much more aware of landmarks and routes of travel, and you take more careful note of what things look like from different points of view. The same is true for infants. In fact, crawling promotes a new level of brain organization, as indicated by more organized EEG brainwave activity in the cerebral cortex (Bell & Fox, 1996). Perhaps crawling strengthens certain neural connections, especially those involved in vision and understanding of space.

Pattern Perception. Even newborns prefer to look at patterned rather than plain stimuli (Fantz, 1961). As they get older, infants prefer more complex patterns. For example, 3-week-old infants look longest at black-and-white checkerboards with a few large squares, whereas 8- and 14-week-olds prefer those with many squares (Brennan, Ames, & Moore, 1966).

A general principle, called **contrast sensitivity,** explains early pattern preferences (Banks & Ginsburg, 1985). *Contrast* refers to the difference in the amount of light between adjacent regions in a pattern. If babies are *sensitive to* (can detect) the contrast in two or more patterns, they prefer the one with more contrast. To understand this idea, look at the checkerboards in the top row of Figure 4.14. To us, the one with many small squares has more contrasting elements. Now look at the bottom row, which shows how these checkerboards appear to infants in the first few weeks of life. Because of their poor vision, very young babies cannot resolve the small features in more complex patterns, so they prefer to look at the large, bold checkerboard. Around 2 months, when detection of fine-grained detail has improved, infants become sensitive to the contrast in complex patterns and spend more time looking at them (Gwiazda & Birch, 2001). Contrast sensitivity continues to increase during infancy and childhood.

In the early weeks of life, infants respond to the separate parts of a pattern. They stare at single, high-contrast features and have difficulty shifting their gaze away toward other interesting stimuli (Hunnius & Geuze, 2004a, 2004b). At 2 to 3 months, when scanning ability and contrast sensitivity improve, infants thoroughly explore a pattern's features, pausing briefly to look at each part (Bronson, 1994).

Once babies take in all aspects of a pattern, they integrate the parts into a unified whole. Around 4 months, babies are so good at detecting pattern organization that they perceive subjective boundaries that are not really present. For example, they perceive a square in the center of Figure 4.15a, just as you do (Ghim, 1990). Older infants carry this sensitivity to subjective form further, applying it to complex, moving stimuli. For example, 9-month-olds look much longer at an organized series of blinking lights that resembles a human being walking than at an upside-down or scrambled version (Bertenthal, 1993). At 12 months, infants detect familiar objects represented by incomplete drawings, even when as much as two-thirds of the drawing is missing (see Figure 4.15b) (Rose, Jankowski, & Senior, 1997). As these findings reveal, infants' increasing knowledge of objects and actions supports pattern perception.



FIGURE 4.14 The way two checkerboards differing in complexity look to infants in the first few weeks of life. Because of their poor vision, very young infants cannot resolve the fine detail in the *complex checkerboard*. It appears blurred, like a gray field. The large, *bold checkerboard* appears to have more contrast, so babies prefer to look at it. (Adapted from M. S. Banks & P. Salapatek, 1983, "Infant Visual Perception," in M. M. Haith & J. J. Campos [Eds.], *Handbook of Child Psychology: Vol. 2. Infancy and Developmental Psychobiology* [4th ed.], p. 504. Copyright © 1983 by John Wiley & Sons, Inc. Reproduced with permission of John Wiley & Sons, Inc.)

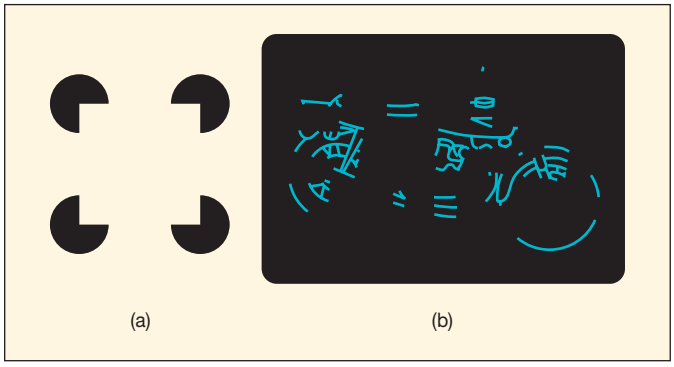

FIGURE 4.15 Subjective boundaries in visual patterns. (a) Do you perceive a square in the middle of the figure? By 4 months of age, infants do, too. (b) What does the image, missing two-thirds of its outline, look like to you? By 12 months, infants detect a motorcycle. After habituating to the incomplete motorcycle image, they were shown an intact motorcycle figure paired with a novel form. Twelve-month-olds recovered to (looked longer at) the novel figure, indicating that they recognized the motorcycle pattern on the basis of very little visual information. (Adapted from Ghim, 1990; Rose, Jankowski, & Senior, 1997.)

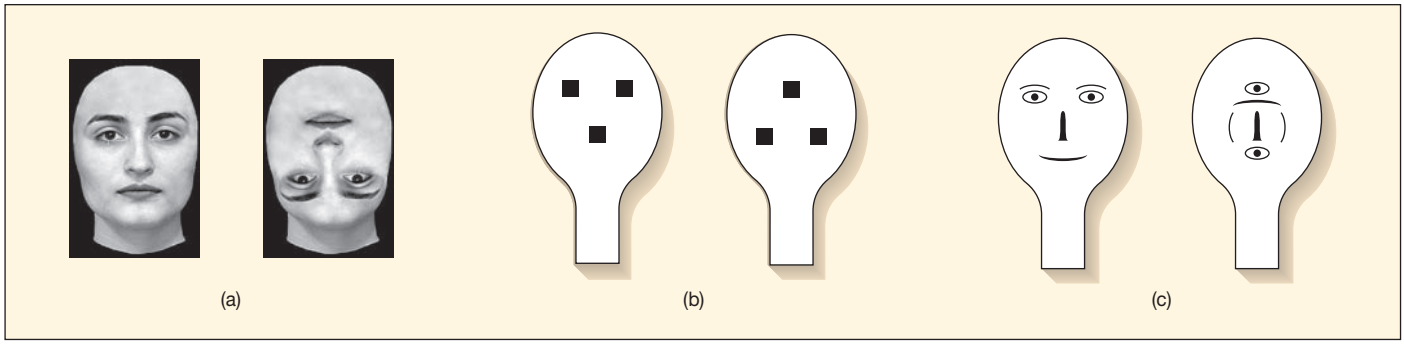

FIGURE 4.16 Early face perception. Newborns prefer to look at the photo of a face (a) and the simple pattern resembling a face (b) over the upside-down versions. (c) When the complex drawing of a face on the left and the equally complex, scrambled version on the right are moved across newborns' visual field, they follow the face longer. But if the two stimuli are stationary, infants show no preference for the face until around 2 months of age. (From Cassia, Turati, & Simion, 2004; Johnson, 1999; Mondloch et al., 1999.)

Face Perception. Infants' tendency to search for structure in a patterned stimulus also applies to face perception. Newborns prefer to look at photos and simplified drawings of faces with features arranged naturally (upright) rather than unnaturally (upside-down or sideways) (see Figure 4.16a) (Cassia, Turati, & Simion, 2004; Mondloch et al., 1999). They also track a facelike pattern moving across their visual field farther than they track other stimuli (Johnson, 1999). And although they rely more on high-contrast, outer features (hairline and chin) than inner features to distinguish real faces, newborns prefer photos of faces with eyes open and a direct gaze (Farroni et al., 2002; Turati et al., 2006). Yet another amazing capacity is their tendency to look longer at both human and animal faces judged by adults as attractive—a preference that may be the origin of the widespread social bias favoring physically attractive people (Quinn et al., 2008; Slater et al., 2010).

Some researchers claim that these behaviors reflect a built-in capacity to orient toward members of one's own species, just as many newborn animals do (Johnson, 2001; Slater et al., 2011). Others assert that newborns prefer any stimulus in which the most salient elements are arranged horizontally in the upper part of a pattern—like the "eyes" in Figure 4.16b (Turati, 2004). Possibly, however, a bias favoring the facial pattern promotes such preferences. Still other researchers argue that newborns are exposed to faces more often than to other stimuli—early experiences that could quickly "wire" the brain to detect faces and prefer attractive ones (Nelson, 2001).

Although newborns respond to facelike structures, they cannot discriminate a complex facial pattern from other, equally complex patterns (see Figure 4.16c). But from repeated exposures to their mother's face, they quickly learn to prefer her face to that of an unfamiliar woman, although they mostly attend to its broad outlines. Around 2 months, when they can combine pattern elements into an organized whole, babies prefer a complex drawing of the human face to other equally complex stimulus arrangements (Dannemiller & Stephens, 1988). And they clearly prefer their mother's detailed facial features to those of another woman (Bartrip, Morton, & de Schonen, 2001).

Around 3 months, infants make fine distinctions among the features of different faces—for example, between photographs of two strangers, even when the faces are moderately similar (Farroni et al., 2007). At 5 months—and strengthening over the second half-year—infants perceive emotional expressions as meaningful wholes. They treat positive faces (happy and surprised) as different from negative ones (sad and fearful) (Bornstein & Arterberry, 2003; Ludemann, 1991).

Experience influences face processing, leading babies to form group biases at a tender age. As early as 3 months, infants prefer and more easily discriminate among female faces than among male faces (Quinn et al., 2002; Ramsey-Rennels & Langlois, 2006). The greater time infants spend with female adults explains this effect, since babies with a male primary caregiver prefer male faces. Furthermore, 3- to 6-month-olds exposed mostly to members of their own race prefer to look at the faces of members of that race and more easily detect differences among those faces (Bar-Haim et al., 2006; Kelly et al., 2007, 2009). This own-race face preference is absent in babies who have frequent contact with members of other races, and it can be reversed through exposure to racial diversity (Sangrigoli et al., 2005). ***TAKE A MOMENT...*** Notice how early experience promotes *perceptual narrowing* with respect to gender and racial information in faces, as occurs for species information, discussed in the Biology and Environment box on page 141.

Clearly, extensive face-to-face interaction with caregivers contributes to infants' refinement of face perception. And as babies recognize and respond to the expressive behavior of others, face perception supports their earliest social relationships.

Up to this point, we have considered the infant's sensory systems one by one. Now let's examine their coordination.

Intermodal Perception

Our world provides rich, continuous *intermodal stimulation*—simultaneous input from more than one modality, or sensory system. In **intermodal perception,** we make sense of these running streams of light, sound, tactile, odor, and taste information, perceiving them as integrated wholes. We know, for example,

© GERI ENGBERG/THE IMAGE WORKS

This baby exploring the surface of a guitar readily picks up amodal information, such as common rate, rhythm, duration, and temporal synchrony, in the visual appearance and sounds of its moving strings.

that an object's shape is the same whether we see it or touch it, that lip movements are closely coordinated with the sound of a voice, and that dropping a rigid object on a hard surface will cause a sharp, banging sound.

Recall that newborns turn in the general direction of a sound and reach for objects in a primitive way. These behaviors suggest that infants expect sight, sound, and touch to go together. Research reveals that babies perceive input from different sensory systems in a unified way by detecting *amodal sensory properties*—information that overlaps two or more sensory systems, such as rate, rhythm, duration, intensity, temporal synchrony (for vision and hearing), and texture and shape (for vision and touch). Consider the sight and sound of a bouncing ball or the face and voice of a speaking person. In each event, visual and auditory information occur simultaneously and with the same rate, rhythm, duration, and intensity.

Even newborns are impressive perceivers of amodal properties. After touching an object (such as a cylinder) placed in their palms, they recognize it visually, distinguishing it from a different-shaped object (Sann & Streri, 2007). And they require just one exposure to learn the association between the sight and sound of a toy, such as a rhythmically jangling rattle (Morrongiello, Fenwick, & Chance, 1998).

Within the first half-year, infants master a remarkable range of intermodal relationships. Three- to 4-month-olds can match faces with voices on the basis of lip–voice synchrony, emotional expression, and even age and gender of the speaker (Bahrick, Netto, & Hernandez-Reif, 1998). Between 4 and 6 months, infants can perceive and remember the unique face–voice pairings of unfamiliar adults (Bahrick, Hernandez-Reif, & Flom, 2005).

How does intermodal perception develop so quickly? Young infants seem biologically primed to focus on amodal information. Their detection of amodal relations—for example, the common tempo and rhythm in sights and sounds—precedes and seems to provide the basis for detecting more specific intermodal matches, such as the relation between a particular person's face and the sound of her voice or between an object and its verbal label (Bahrick, Hernandez-Reif, & Flom, 2005).

Intermodal sensitivity is crucial for perceptual development. In the first few months, when much stimulation is unfamiliar and confusing, it enables babies to notice meaningful correlations between sensory inputs and rapidly make sense of their surroundings (Bahrick, Lickliter, & Flom, 2004).

In addition to easing perception of the physical world, intermodal perception facilitates social and language processing. For example, as 3- to 4-month-olds gaze at an adult's face, they initially require both vocal and visual input to distinguish positive from negative emotional expressions (Walker-Andrews, 1997). Only later do infants discriminate positive from negative emotion in each sensory modality—first in voices (around 4 to 5 months), later (from 5 months on) in faces (Bahrick, Hernandez-Reif, & Flom, 2005). Furthermore, in speaking to infants, parents often provide temporal synchrony between words, object motions, and touch—for example, saying "doll" while moving a doll and having it touch the infant. This greatly increases the chances that babies will remember the association between the word and the object (Gogate & Bahrick, 1998, 2001).

LOOK AND LISTEN

While watching a parent and infant playing, list instances of parental intermodal stimulation and communication. What is the baby likely learning about people, objects, or language from each intermodal experience? ●

In sum, intermodal perception fosters all aspects of psychological development. When caregivers provide many concurrent sights, sounds, and touches, babies process more information and learn faster (Bahrick, 2010). Intermodal perception is yet another fundamental capacity that assists infants in their active efforts to build an orderly, predictable world.

Understanding Perceptual Development

Now that we have reviewed the development of infant perceptual capacities, how can we put together this diverse array of amazing achievements? Widely accepted answers come from the work of Eleanor and James Gibson. According to the Gibsons' **differentiation theory,** infants actively search for *invariant features* of the environment—those that remain stable—in a constantly changing perceptual world. In pattern perception, for example, young babies search for features that stand out and orient toward faces. Soon they thoroughly explore a stimulus, noticing *stable relationships* among its features. As a result, they detect patterns, such as complex designs and individual faces. Similarly, infants analyze the speech stream for regularities, detecting words, word-order sequences, and—within words—



DR. KAREN E. ADOLPH, INFANT ACTION LAB, NEW YORK UNIVERSITY

FIGURE 4.17 Acting on the environment plays a major role in perceptual differentiation. Crawling and walking change the way babies perceive a sloping surface. The newly crawling infant on the left plunges headlong down the slope. He has not yet learned that it affords the possibility of falling. The toddler on the right, who has been walking for more than a month, approaches the slope cautiously. Experience in trying to remain upright but frequently tumbling over has made him more aware of the consequences of his movements. He perceives the incline differently than he did at a younger age.

syllable-stress patterns. The development of intermodal perception also reflects this principle. Babies seek out invariant relationships—first, amodal properties, such as common rate and rhythm, in a voice and face, and later, more detailed associations, such as unique voice–face matches.

The Gibsons described their theory as *differentiation* (where *differentiate* means "analyze" or "break down") because over time, the baby detects finer and finer invariant features among stimuli. In addition to pattern perception and intermodal perception, differentiation applies to depth perception. Recall how sensitivity to motion precedes detection of fine-grained pictorial features. So one way of understanding perceptual development is to think of it as a built-in tendency to seek order and consistency—a capacity that becomes increasingly fine-tuned with age (Gibson, 1970; Gibson, 1979).

Infants constantly look for ways in which the environment *affords possibilities for action* (Gibson, 2000, 2003). By exploring their surroundings, they figure out which things can be grasped, squeezed, bounced, or stroked and whether a surface is safe to cross or presents the possibility of falling (Adolph & Eppler, 1998, 1999). And from handling objects, babies become more aware of a variety of observable object properties (Perone et al., 2008). As a result, they differentiate the world in new ways and act more competently.

To illustrate, recall how infants' changing capabilities for independent movement affect their perception. When babies crawl, and again when they walk, they gradually realize that a sloping surface *affords the possibility of falling* (see Figure 4.17). With added weeks of practicing each skill, they hesitate to crawl or walk down a risky incline. Experience in trying to keep their balance on various surfaces makes crawlers and walkers more aware of the consequences of their movements. Crawlers come to detect when surface slant places so much body weight on their arms that they will fall forward, and walkers come to sense when an incline shifts body weight so their legs and feet can no longer hold them upright. Learning is gradual and effortful because newly crawling and walking babies cross many types of surfaces in their homes each day (Adolph, 2008; Adolph & Joh, 2009). As they experiment with balance and postural adjustments to accommodate each, they perceive surfaces in new ways that guide their movements. As a result, they act more competently.

As we conclude our discussion of infant perception, it is only fair to note that some researchers believe that babies do more than make sense of experience by searching for invariant features and action possibilities: They also *impose meaning on* what they perceive, constructing categories of objects and events in the surrounding environment. We have seen the glimmerings of this *cognitive* point of view in this chapter. For example, older babies *interpret* a familiar face as a source of pleasure and affection and a pattern of blinking lights as a moving human being. This cognitive perspective also has merit in understanding the achievements of infancy. In fact, many researchers combine these two positions, regarding infant development as proceeding from a perceptual to a cognitive emphasis over the first year of life.

ASK YOURSELF

REVIEW Using examples, explain why intermodal perception is vital for infants' developing understanding of their physical and social worlds.

CONNECT According to differentiation theory, perceptual development reflects infants' active search for invariant features. Provide examples from research on hearing, pattern perception, and intermodal perception.

APPLY After several weeks of crawling, Ben learned to avoid going headfirst down a steep incline. Now he has started to walk. Can his parents trust him not to try walking down a steep surface? Explain.

SUMMARY

Body Growth (p. 120)

Describe major changes in body growth over the first two years.

- Height and weight gains are greater during the first two years than at any other time after birth. Body fat is laid down quickly during the first nine months, whereas muscle development is slow and gradual. Body proportions change as growth follows the **cephalocaudal** and **proximodistal trends.**

Brain Development (p. 121)

Describe brain development during infancy and toddlerhood, including appropriate stimulation to support the brain's potential.

- Early in development, the brain grows faster than any other organ of the body. Once **neurons** are in place, they rapidly form **synapses.** To communicate, neurons release chemicals called **neurotransmitters,** which cross synapses. **Programmed cell death** makes space for neural fibers and synapses. Neurons that are seldom stimulated lose their synapses in a process called **synaptic pruning. Glial cells,** responsible for **myelination,** multiply rapidly through the second year, contributing to large gains in brain weight.
- The **cerebral cortex** is the largest, most complex brain structure and the last to stop growing. Its frontal lobes, which contain the **prefrontal cortex,** have the most extended period of development. Gradually, the hemispheres of the cerebral cortex specialize, a process called **lateralization.** But in the first few years of life, there is high **brain plasticity,** with many areas not yet committed to specific functions.
- Both heredity and early experience contribute to brain organization. Stimulation of the brain is essential during sensitive periods, when the brain is developing most rapidly. Prolonged early deprivation can impair functioning of the cerebral cortex, especially the prefrontal cortex, and interfere with the brain's capacity to manage stress, with long-term physical and psychological consequences.
- Appropriate early stimulation promotes **experience-expectant brain growth,** which depends on ordinary experiences. No evidence exists for a sensitive period in the first few years for **experience-dependent brain growth,** which relies on specific learning experiences. In fact, environments that overwhelm children with inappropriately advanced expectations can undermine the brain's potential.



© ALAMY

How does the organization of sleep and wakefulness change over the first two years?

- Infants' changing arousal patterns are primarily affected by brain growth, but the social environment also plays a role. Periods of sleep and wakefulness become fewer but longer, increasingly conforming to a night–day schedule. Parents in Western nations try to get their babies to sleep through the night much earlier than parents throughout most of the world, who are more likely to sleep with their babies.

Influences on Early Physical Growth (p. 130)

Cite evidence that heredity and nutrition both contribute to early physical growth.

- Twin and adoption studies reveal that heredity contributes to body size and rate of physical growth.
- Breast milk is ideally suited to infants' growth needs. Breastfeeding protects against disease and prevents malnutrition and infant death in poverty-stricken areas of the world.
- Most infants and toddlers can eat nutritious foods freely without risk of becoming overweight. However, because of unhealthy parental feeding practices, the relationship between rapid weight gain in infancy and later obesity is strengthening.
- **Marasmus** and **kwashiorkor,** two dietary diseases caused by malnutrition, affect many children in developing countries. If prolonged, they can permanently stunt body growth and brain development.

Learning Capacities (p. 133)

Describe infant learning capacities, the conditions under which they occur, and the unique value of each.

- **Classical conditioning** is based on the infant's ability to associate events that usually occur together in the everyday world. Infants can be classically conditioned most easily when the pairing of an **unconditioned stimulus (UCS)** and a **conditioned stimulus (CS)** has survival value.
- In **operant conditioning,** infants act on the environment, and their behavior is followed by either **reinforcers,** which increase the occurrence of a preceding behavior, or **punishment,** which either removes a desirable stimulus or presents an unpleasant one to decrease the occurrence of a response. In young infants, interesting sights and sounds and pleasurable caregiver interaction serve as effective reinforcers.
- **Habituation** and **recovery** reveal that at birth, babies are attracted to novelty. Novelty preference (recovery to a novel stimulus) assesses recent memory, whereas familiarity preference (recovery to the familiar stimulus) assesses remote memory.
- Newborns have a primitive ability to imitate adults' facial expressions and gestures. **Imitation** is a powerful means of learning, which contributes to the parent–infant bond. Specialized cells called **mirror neurons** underlie infants' capacity to imitate, but whether imitation is a voluntary capacity in newborns remains controversial.

Motor Development (p. 136)

Describe dynamic systems theory of motor development, along with factors that influence motor progress in the first two years.

- According to **dynamic systems theory of motor development,** children acquire new motor skills by combining existing skills into increasingly complex systems of action. Each new skill is a joint product of central nervous system development, the body's movement possibilities, the child's goals, and environmental supports for the skill.

© DON DESPAIN/ WWW.REKINDLEPHOTO.COM/ALAMY

- Movement opportunities and a stimulating environment contribute to motor development, as shown by observations of infants learning to crawl and walk in varying contexts. Cultural values and child-rearing customs also contribute to the emergence and refinement of motor skills.
- During the first year, infants perfect reaching and grasping. Reaching gradually becomes more accurate and flexible, and the clumsy ulnar grasp is transformed into a refined pincer grasp.

Perceptual Development (p. 140)

What changes in hearing, depth and pattern perception, and intermodal perception take place during infancy?

- Infants organize sounds into increasingly complex patterns and, as part of the **perceptual narrowing effect,** begin to "screen out" sounds not used in their native tongue by the middle of the first year. An impressive **statistical learning capacity** enables babies to detect regular sound patterns, for which they will later learn meanings.
- Rapid maturation of the eye and visual centers in the brain supports the development of focusing, color discrimination, and visual acuity during the first half-year. The ability to scan the environment and track moving objects also improves.
- Research on depth perception reveals that responsiveness to motion cues develops first, followed by sensitivity to binocular and then to pictorial cues. Experience in crawling enhances depth perception and other aspects of three-dimensional understanding, but babies must learn to avoid drop-offs for each body position.
- **Contrast sensitivity** explains infants' early pattern preferences. At first, babies stare at single, high-contrast features. At 2 to 3 months, they thoroughly explore a pattern's features and start to detect pattern organization. Over time, they discriminate increasingly complex, meaningful patterns.
- Newborns prefer to look at and track simple, facelike stimuli, but researchers disagree on whether they have a built-in tendency to orient toward human faces. Around 2 months, they recognize and prefer their mother's facial features, and at 3 months, they distinguish the features of different faces. Starting at 5 months, they perceive emotional expressions as meaningful wholes.
- From the start, infants are capable of **intermodal perception**—combining information across sensory modalities. Detection of amodal relations (such as common tempo or rhythm) may provide the basis for detecting other intermodal matches.

© GERI ENGBERG/THE IMAGE WORKS

Explain differentiation theory of perceptual development.

- According to **differentiation theory,** perceptual development is a matter of detecting invariant features in a constantly changing perceptual world. Acting on the world plays a major role in perceptual differentiation. From a more cognitive perspective, infants also impose meaning on what they perceive. Many researchers combine these two ideas.

Important Terms and Concepts

brain plasticity (p. 124)
cephalocaudal trend (p. 121)
cerebral cortex (p. 124)
classical conditioning (p. 133)
conditioned response (CR) (p. 134)
conditioned stimulus (CS) (p. 134)
contrast sensitivity (p. 144)
differentiation theory (p. 146)
dynamic systems theory of motor development (p. 137)
experience-dependent brain growth (p. 128)
experience-expectant brain growth (p. 127)
glial cells (p. 122)
habituation (p. 134)
imitation (p. 135)
intermodal perception (p. 145)
kwashiorkor (p. 132)
lateralization (p. 124)
marasmus (p. 132)
mirror neurons (p. 136)
myelination (p. 122)
neurons (p. 121)
neurotransmitters (p. 121)
operant conditioning (p. 134)
perceptual narrowing effect (p. 141)
prefrontal cortex (p. 124)
programmed cell death (p. 122)
proximodistal trend (p. 121)
punishment (p. 134)
recovery (p. 134)
reinforcer (p. 134)
statistical learning capacity (p. 142)
synapses (p. 121)
synaptic pruning (p. 122)
unconditioned response (UCR) (p. 133)
unconditioned stimulus (UCS) (p. 133)

chapter 5

© KRISTIN DUVALL/GETTY IMAGES

A father encourages his child's curiosity and delight in discovery. With the sensitive support of caring adults, infants' and toddlers' cognition and language develop rapidly.

Cognitive Development in Infancy and Toddlerhood

When Caitlin, Grace, and Timmy gathered at Ginette's child-care home, the playroom was alive with activity. The three spirited explorers, each nearly 18 months old, were bent on discovery. Grace dropped shapes through holes in a plastic box that Ginette held and adjusted so the harder ones would fall smoothly into place. Once a few shapes were inside, Grace grabbed the box and shook it, squealing with delight as the lid fell open and the shapes scattered around her. The clatter attracted Timmy, who picked up a shape, carried it to the railing at the top of the basement steps, and dropped it overboard, then followed with a teddy bear, a ball, his shoe, and a spoon. Meanwhile, Caitlin pulled open a drawer, unloaded a set of wooden bowls, stacked them in a pile, knocked it over, and then banged two bowls together.

As the toddlers experimented, I could see the beginnings of spoken language—a whole new way of influencing the world. "All gone baw!" Caitlin exclaimed as Timmy tossed the bright red ball down the basement steps. "Bye-bye," Grace chimed in, waving as the ball disappeared from sight. Later that day, Grace revealed the beginnings of make-believe. "Night-night," she said, putting her head down and closing her eyes, ever so pleased that she could decide for herself when and where to go to bed.

© ELLEN B. SENISI PHOTOGRAPHY

Over the first two years, the small, reflexive newborn baby becomes a self-assertive, purposeful being who solves simple problems and starts to master the most amazing human ability: language. Parents wonder, how does all this happen so quickly? This question has also captivated researchers, yielding a wealth of findings along with vigorous debate over how to explain the astonishing pace of infant and toddler cognition.

In this chapter, we take up three perspectives on early cognitive development: Piaget's *cognitive-developmental theory, information processing,* and Vygotsky's *sociocultural theory.* We also consider the usefulness of tests that measure infants' and toddlers' intellectual progress. Finally, we look at the beginnings of language. We will see how toddlers' first words build on early cognitive achievements and how, very soon, new words and expressions greatly increase the speed and flexibility of their thinking. Throughout development, cognition and language mutually support each other.

chapter outline

Piaget's Cognitive-Developmental Theory

Piaget's Ideas About Cognitive Change • The Sensorimotor Stage • Follow-Up Research on Infant Cognitive Development • Evaluation of the Sensorimotor Stage

SOCIAL ISSUES: EDUCATION Baby Learning from TV and Video: The Video Deficit Effect

Information Processing

A General Model of Information Processing • Attention • Memory • Categorization • Evaluation of Information-Processing Findings

BIOLOGY AND ENVIRONMENT Infantile Amnesia

The Social Context of Early Cognitive Development

CULTURAL INFLUENCES Social Origins of Make-Believe Play

Individual Differences in Early Mental Development

Infant and Toddler Intelligence Tests • Early Environment and Mental Development • Early Intervention for At-Risk Infants and Toddlers

Language Development

Theories of Language Development • Getting Ready to Talk • First Words • The Two-Word Utterance Phase • Individual and Cultural Differences • Supporting Early Language Development

Piaget's Cognitive-Developmental Theory

Swiss theorist Jean Piaget inspired a vision of children as busy, motivated explorers whose thinking develops as they act directly on the environment. Influenced by his background in biology, Piaget believed that the child's mind forms and modifies psychological structures so they achieve a better fit with external reality. Recall from Chapter 1 that in Piaget's theory, children move through four stages between infancy and adolescence. During these stages, all aspects of cognition develop in an integrated fashion, changing in a similar way at about the same time.

Piaget's first stage, the **sensorimotor stage,** spans the first two years of life. Piaget believed that infants and toddlers "think" with their eyes, ears, hands, and other sensorimotor equipment. They cannot yet carry out many activities inside their heads. But by the end of toddlerhood, children can solve practical, everyday problems and represent their experiences in speech, gesture, and play. To appreciate Piaget's view of how these vast changes take place, let's consider some important concepts.

Piaget's Ideas About Cognitive Change

According to Piaget, specific psychological structures—organized ways of making sense of experience called **schemes**—change with age. At first, schemes are sensorimotor action patterns. For example, at 6 months, Timmy dropped objects in a fairly rigid way, simply letting go of a rattle or teething ring and watching with interest. By 18 months, his "dropping scheme" had become deliberate and creative. In tossing objects down the basement stairs, he threw some in the air, bounced others off walls, released some gently and others forcefully. Soon, instead of just acting on objects, he will show evidence of thinking before he acts. For Piaget, this change marks the transition from sensorimotor to preoperational thought.

In Piaget's theory, two processes, *adaptation* and *organization,* account for changes in schemes.

Adaptation. ***TAKE A MOMENT...*** The next time you have a chance, notice how infants and toddlers tirelessly repeat actions that lead to interesting effects. **Adaptation** involves building schemes through direct interaction with the environment. It consists of two complementary activities, *assimilation* and *accommodation.* During **assimilation,** we use our current schemes to interpret the external world. For example, when Timmy dropped objects, he was assimilating them to his sensorimotor "dropping scheme." In **accommodation,** we create new schemes or adjust old ones after noticing that our current ways of thinking do not capture the environment completely. When Timmy dropped objects in different ways, he modified his dropping scheme to take account of the varied properties of objects.

According to Piaget, the balance between assimilation and accommodation varies over time. When children are not changing much, they assimilate more than they accommodate—a steady, comfortable state that Piaget called cognitive *equilibrium*. During rapid cognitive change, however, children are in a state of *disequilibrium,* or cognitive discomfort. Realizing that new information does not match their current schemes, they shift from assimilation toward accommodation. After modifying their schemes, they move back toward assimilation, exercising their newly changed structures until they are ready to be modified again.

© LAURA DWIGHT PHOTOGRAPHY

In Piaget's theory, first schemes are sensorimotor action patterns. As this 11-month-old repeatedly experiments with her dropping scheme, her dropping behavior becomes more deliberate and varied.

Each time this back-and-forth movement between equilibrium and disequilibrium occurs, more effective schemes are produced. Because the times of greatest accommodation are the earliest ones, the sensorimotor stage is Piaget's most complex period of development.

Organization. Schemes also change through **organization,** a process that takes place internally, apart from direct contact with the environment. Once children form new schemes, they rearrange them, linking them with other schemes to create a strongly interconnected cognitive system. For example, eventually Timmy will relate "dropping" to "throwing" and to his developing understanding of "nearness" and "farness." According to Piaget, schemes truly reach equilibrium when they become

part of a broad network of structures that can be jointly applied to the surrounding world (Piaget, 1936/1952).

In the following sections, we will first describe infant development as Piaget saw it, noting research that supports his observations. Then we will consider evidence demonstrating that, in some ways, babies' cognitive competence is more advanced than Piaget believed.

The Sensorimotor Stage

The difference between the newborn baby and the 2-year-old child is so vast that Piaget divided the sensorimotor stage into six substages, summarized in Table 5.1. Piaget based this sequence on his own three children—a very small sample. He observed his son and two daughters carefully and also presented them with everyday problems (such as hidden objects) that helped reveal their understanding of the world.

According to Piaget, at birth infants know so little that they cannot explore purposefully. The **circular reaction** provides a special means of adapting their first schemes. It involves stumbling onto a new experience caused by the baby's own motor activity. The reaction is "circular" because, as the infant tries to repeat the event again and again, a sensorimotor response that first occurred by chance strengthens into a new scheme. Consider Caitlin, who at age 2 months accidentally made a smacking noise after a feeding. Finding the sound intriguing, she tried to repeat it until she became quite expert at smacking her lips.

The circular reaction initially centers on the infant's own body but later turns outward, toward manipulation of objects. In the second year, it becomes experimental and creative, aimed at producing novel outcomes. Infants' difficulty inhibiting new and interesting behaviors may underlie the circular reaction. This immaturity in inhibition seems to be adaptive, helping to ensure that new skills will not be interrupted before they strengthen (Carey & Markman, 1999). Piaget considered revisions in the circular reaction so important that, as Table 5.1 shows, he named the sensorimotor substages after them.

© ELLEN B. SENISI PHOTOGRAPHY

This 3-month-old tries to repeat a newly discovered action—sucking her toes—in a primary circular reaction that helps her gain voluntary control over her behavior.

Repeating Chance Behaviors. Piaget saw newborn reflexes as the building blocks of sensorimotor intelligence. In Substage 1, babies suck, grasp, and look in much the same way, no matter what experiences they encounter. In one amusing example, Carolyn described how 2-week-old Caitlin lay on the bed next to her sleeping father. Suddenly, he awoke with a start. Caitlin had latched on and begun to suck on his back!

Around 1 month, as babies enter Substage 2, they start to gain voluntary control over their actions through the *primary circular reaction,* by repeating chance behaviors largely motivated by basic needs. This leads to some simple motor habits, such as sucking their fist or thumb. Babies in this substage also begin to vary their behavior in response to environmental demands. For example, they open their mouths differently for a nipple than for a spoon. And they start to anticipate events. When hungry, 3-month-old Timmy would stop crying as soon as Vanessa entered the room—a signal that feeding time was near.

TABLE 5.1 Summary of Piaget's Sensorimotor Stage

SENSORIMOTOR SUBSTAGE	TYPICAL ADAPTIVE BEHAVIORS
1. Reflexive schemes (birth–1 month)	Newborn reflexes (see Chapter 3, page 107)
2. Primary circular reactions (1–4 months)	Simple motor habits centered around the infant's own body; limited anticipation of events
3. Secondary circular reactions (4–8 months)	Actions aimed at repeating interesting effects in the surrounding world; imitation of familiar behaviors
4. Coordination of secondary circular reactions (8–12 months)	Intentional, or goal-directed, behavior; ability to find a hidden object in the first location in which it is hidden (object permanence); improved anticipation of events; imitation of behaviors slightly different from those the infant usually performs
5. Tertiary circular reactions (12–18 months)	Exploration of the properties of objects by acting on them in novel ways; imitation of novel behaviors; ability to search in several locations for a hidden object (accurate A–B search)
6. Mental representation (18 months–2 years)	Internal depictions of objects and events, as indicated by sudden solutions to problems; ability to find an object that has been moved while out of sight (invisible displacement); deferred imitation; and make-believe play

During Substage 3, from 4 to 8 months, infants sit up and reach for and manipulate objects. These motor achievements strengthen the *secondary circular reaction,* through which babies try to repeat interesting events in the surrounding environment that are caused by their own actions. For example, 4-month-old Caitlin accidentally knocked a toy hung in front of her, producing a fascinating swinging motion. Over the next three days, Caitlin tried to repeat this effect, gradually forming a new "hitting" scheme. Improved control over their own behavior permits infants to imitate others' behavior more effectively. However, they usually cannot adapt flexibly and quickly enough to imitate novel behaviors. Therefore, although they enjoy watching an adult demonstrate a game of pat-a-cake, they are not yet able to participate.

Intentional Behavior. In Substage 4, 8- to 12-month-olds combine schemes into new, more complex action sequences. As a result, actions that lead to new schemes no longer have a hit-or-miss quality—*accidentally* bringing the thumb to the mouth or *happening* to hit the toy. Instead, 8- to 12-month-olds can engage in **intentional,** or **goal-directed, behavior,** coordinating schemes deliberately to solve simple problems. Consider Piaget's famous object-hiding task, in which he shows the baby an attractive toy and then hides it behind his hand or under a cover. Infants of this substage can find the object by coordinating two schemes—"pushing" aside the obstacle and "grasping" the toy. Piaget regarded these *means–end action sequences* as the foundation for all problem solving.

Retrieving hidden objects reveals that infants have begun to master **object permanence,** the understanding that objects continue to exist when out of sight. But this awareness is not yet complete. Babies still make the *A-not-B search error:* If they reach several times for an object at a first hiding place (A), then see it moved to a second (B), they still search for it in the first hiding place (A). Consequently, Piaget concluded, they do not have a clear image of the object as persisting when hidden from view.

© LAURA DWIGHT PHOTOGRAPHY

To find the toy hidden under the cloth, a 10-month-old engages in intentional, goal-directed behavior—the basis for all problem solving.

Infants in Substage 4, who can better anticipate events, sometimes use their capacity for intentional behavior to try to change those events. At 10 months, Timmy crawled after Vanessa when she put on her coat, whimpering to keep her from leaving. Also, babies can now imitate behaviors slightly different from those they usually perform. After watching someone else, they try to stir with a spoon, push a toy car, or drop raisins into a cup (Piaget, 1945/1951).

In Substage 5, from 12 to 18 months, the *tertiary circular reaction,* in which toddlers repeat behaviors with variation, emerges. Recall how Timmy dropped objects over the basement steps, trying first this action, then that, then another. This deliberately exploratory approach makes 12- to 18-month-olds better problem solvers. For example, Grace figured out how to fit a shape through a hole in a container by turning and twisting it until it fell through and how to use a stick to get toys that were out of reach. According to Piaget, this capacity to experiment leads to a more advanced understanding of object permanence. Toddlers look for a hidden toy in several locations, displaying an accurate A–B search. Their more flexible action patterns also permit them to imitate many more behaviors—stacking blocks, scribbling on paper, and making funny faces.

Mental Representation. Substage 6 brings the ability to create **mental representations**—internal depictions of information that the mind can manipulate. Our most powerful mental representations are of two kinds: (1) *images,* or mental pictures of objects, people, and spaces; and (2) *concepts,* or categories in which similar objects or events are grouped together. We use a mental image to retrace our steps when we've misplaced something or to imitate another's behavior long after observing it. By thinking in concepts and labeling them (for example, "ball" for all rounded, movable objects used in play), we become more efficient thinkers, organizing our diverse experiences into meaningful, manageable, and memorable units.

Piaget noted that 18- to 24-month-olds arrive at solutions suddenly rather than through trial-and-error behavior. In doing so, they seem to experiment with actions inside their heads—evidence that they can mentally represent their experiences. For example, at 19 months, Grace—after bumping her new push toy against a wall—paused for a moment as if to "think," then immediately turned the toy in a new direction.

Representation also enables older toddlers to solve advanced object permanence problems involving *invisible displacement*—finding a toy moved while out of sight, such as into a small box while under a cover. It permits **deferred imitation**—the ability to remember and copy the behavior of models who are not present. And it makes possible **make-believe play,** in which children act out everyday and imaginary activities. As the sensorimotor stage draws to a close, mental symbols have become major instruments of thinking.

Follow-Up Research on Infant Cognitive Development

Many studies suggest that infants display a wide array of understandings earlier than Piaget believed. Recall the operant conditioning research reviewed in Chapter 4, in which newborns sucked vigorously on a nipple to gain access to interesting sights and sounds. This behavior, which closely resembles Piaget's secondary circular reaction, shows that infants explore and control the external world long before 4 to 8 months. In fact, they do so as soon as they are born.

To discover what infants know about hidden objects and other aspects of physical reality, researchers often use the **violation-of-expectation method.** They may *habituate* babies to a physical event (expose them to the event until their looking declines) to familiarize them with a situation in which their knowledge will be tested. Or they may simply show babies an *expected event* (one that follows physical laws) and an *unexpected event* (a variation of the first event that violates physical laws). Heightened attention to the unexpected event suggests that the infant is "surprised" by a deviation from physical reality and, therefore, is aware of that aspect of the physical world.

The violation-of-expectation method is controversial. Some researchers believe that it indicates limited awareness of physical events—not the full-blown, conscious understanding that was Piaget's focus in requiring infants to act on their surroundings, as in searching for hidden objects (Campos et al., 2008; Munakata, 2001). Others maintain that the method reveals only babies' perceptual preference for novelty, not their knowledge of the physical world (Bremner, 2010; Cohen, 2010; Kagan, 2008). Let's examine this debate in light of recent evidence.

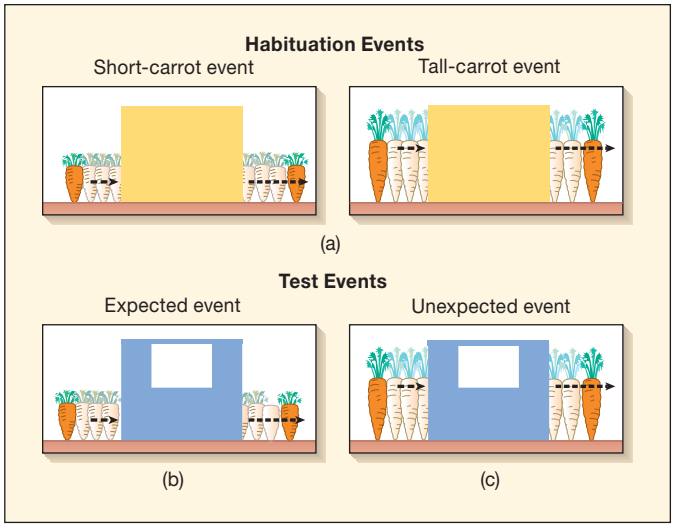

FIGURE 5.1 Testing young infants for understanding of object permanence using the violation-of-expectation method. (a) First, infants were habituated to two events: a short carrot and a tall carrot moving behind a yellow screen, on alternate trials. Next, the researchers presented two test events. The color of the screen was changed to help infants notice its window. (b) In the *expected event,* the carrot shorter than the window's lower edge moved behind the blue screen and reappeared on the other side. (c) In the *unexpected event,* the carrot taller than the window's lower edge moved behind the screen and did not appear in the window, but then emerged intact on the other side. Infants as young as 2½ to 3½ months looked longer at the *unexpected event,* suggesting that they had some understanding of object permanence. (Adapted from R. Baillargeon & J. DeVos, 1991, "Object Permanence in Young Infants: Further Evidence," *Child Development, 62,* p. 1230. © 1991, John Wiley and Sons. Reproduced with permission of John Wiley & Sons Ltd.)

Object Permanence. In a series of studies using the violation-of-expectation method, Renée Baillargeon and her collaborators claimed to have found evidence for object permanence in the first few months of life. Figure 5.1 illustrates one of these studies (Aguiar & Baillargeon, 2002; Baillargeon & DeVos, 1991). After habituating to a short and a tall carrot moving behind a screen, infants were given two test events: (1) an *expected event,* in which the short carrot moved behind a screen, could not be seen in its window, and reappeared on the other side; and (2) an *unexpected event,* in which the tall carrot moved behind a screen, could not be seen in its window (although it was taller than the window's lower edge), and reappeared. Infants as young as 2½ to 3½ months looked longer at the unexpected event, suggesting that they had some awareness that an object moved behind a screen would continue to exist.

Additional violation-of-expectation studies yielded similar results, suggesting that infants look longer at a wide variety of unexpected events involving hidden objects (Newcombe, Sluzenski, & Huttenlocher, 2005; Wang, Baillargeon, & Paterson, 2005). Still, several researchers using similar procedures failed to confirm Baillargeon's findings (Cohen & Marks, 2002; Schöner & Thelen, 2006; Sirois & Jackson, 2012). And, as previously noted, critics question what babies' looking preferences tell us about what they actually understand.

But another type of looking behavior suggests that young infants are aware that objects persist when out of view. Four- and 5-month-olds will track a ball's path of movement as it disappears and reappears from behind a barrier, even gazing ahead to where they expect it to emerge (Bertenthal, Longo, & Kenny, 2007; Rosander & von Hofsten, 2004). With age, babies are more likely to fixate on the predicted place of the ball's reappearance and wait for it—evidence of an increasingly secure grasp of object permanence.

In related research, 6-month-olds' ERP brain-wave activity was recorded as the babies watched two events on a computer screen. In one event, a black square moved until it covered an object, then moved away to reveal the object (object permanence). In the other, as a black square began to move across an object, the object disintegrated (object disappearance) (Kaufman, Csibra, & Johnson, 2005). Only while watching the first event did the infants show a particular brain-wave pattern in the right temporal lobe—the same pattern adults exhibit when told to sustain a mental image of an object.

If young infants do have some notion of object permanence, how do we explain Piaget's finding that even babies capable

of reaching do not try to search for hidden objects before 8 months of age? Consistent with Piaget's theory, searching for hidden objects is a true cognitive advance because infants solve some object-hiding tasks before others: Ten-month-olds search for an object placed on a table and covered by a cloth before they search for an object that a hand deposits under a cloth (Moore & Meltzoff, 1999). In the second, more difficult task, infants seem to expect the object to reappear in the hand from which it initially disappeared. When the hand emerges without the object, they conclude that there is no other place the object could be. Not until 14 months can most babies infer that the hand deposited the object under the cloth.

Once 8- to 12-month-olds search for hidden objects, they make the A-not-B search error. Some research suggests that they search at A (where they found the object previously) instead of B (its most recent location) because they have trouble inhibiting a previously rewarded response (Diamond, Cruttenden, & Neiderman, 1994). Another possibility is that after finding the object several times at A, they do not attend closely when it is hidden at B (Ruffman & Langman, 2002).

A more comprehensive explanation is that a complex, dynamic system of factors—having built a habit of reaching toward A, continuing to look at A, having the hiding place at B appear similar to the one at A, and maintaining a constant body posture—increases the chances that the baby will make the A-not-B search error. Disrupting any one of these factors increases 10-month-olds' accurate searching at B (Thelen et al., 2001). In addition, older infants are still perfecting reaching and grasping (see Chapter 3) (Berger, 2010). If these motor skills are challenging, babies have little attention left to focus on inhibiting their habitual reach toward A.

LOOK AND LISTEN

Using an attractive toy and cloth, try several object-hiding tasks with 8- to 14-month-olds. Is their searching behavior consistent with research findings? ●

In sum, mastery of object permanence is a gradual achievement. Babies' understanding becomes increasingly complex with age: They must distinguish the object from the barrier concealing it, keep track of the object's whereabouts, and use this knowledge to obtain the object (Cohen & Cashon, 2006; Moore & Meltzoff, 2008). Success at object search tasks coincides with rapid development of the frontal lobes of the cerebral cortex (Bell, 1998). Also crucial are a wide variety of experiences perceiving, acting on, and remembering objects.

Mental Representation. In Piaget's theory, before about 18 months of age, infants are unable to mentally represent experience. Yet 8- to 10-month-olds' ability to recall the location of hidden objects after delays of more than a minute, and 14-month-olds' recall after delays of a day or more, indicate that babies construct mental representations of objects and their whereabouts (McDonough, 1999; Moore & Meltzoff, 2004). And in studies of deferred imitation and problem solving, representational thought is evident even earlier.

Deferred and Inferred Imitation. Piaget studied imitation by noting when his three children demonstrated it in their everyday behavior. Under these conditions, a great deal must be known about the infant's daily life to be sure that deferred imitation—which requires infants to represent a model's past behavior—has occurred.

Laboratory research suggests that deferred imitation is present at 6 weeks of age! Infants who watched an unfamiliar adult's facial expression imitated it when exposed to the same adult the next day (Meltzoff & Moore, 1994). As motor capacities improve, infants copy actions with objects. In one study, an adult showed 6- and 9-month-olds a novel series of actions with a puppet: taking its glove off, shaking the glove to ring a bell inside, and replacing the glove. When tested a day later, infants who had seen the novel actions were far more likely to imitate them (see Figure 5.2). And when researchers paired a second, motionless puppet with the first puppet a day before the demonstration, 6-month-olds generalized the novel actions to this new, very different-looking puppet (Barr, Marrott, & Rovee-Collier, 2003).

Between 12 and 18 months, toddlers use deferred imitation skillfully to enrich their range of sensorimotor schemes. They retain modeled behaviors for at least several months, copy the actions of peers as well as adults, and imitate across a change in context—for example, enact at home a behavior seen at child care (Klein & Meltzoff, 1999; Meltzoff & Williamson, 2010). The ability to recall modeled behaviors in the order they occurred—evident as early as 6 months—also strengthens over the second year (Bauer, 2006; Rovee-Collier & Cuevas, 2009). And when toddlers imitate in correct sequence, they remember more behaviors (Knopf, Kraus, & Kressley-Mba, 2006).

© ELLEN B. SENISI PHOTOGRAPHY

Through deferred imitation, toddlers greatly expand their sensorimotor schemes. While imitating, this 2-year-old encounters a problem faced by all cookie bakers at one time or another.

COURTESY OF CAROLYN ROVEE-COLLIER

(a) (b)

FIGURE 5.2 Testing infants for deferred imitation. After researchers performed a novel series of actions with a puppet, this 6-month-old imitated the actions a day later—at left, removing the glove; at right, shaking the glove to ring a bell inside. With age, gains in recall are evident in deferred imitation of others' behaviors over longer delays.

Toddlers even imitate rationally, by *inferring* others' intentions! Fourteen-month-olds are more likely to imitate purposeful than accidental behaviors (Carpenter, Akhtar, & Tomasello, 1998). And they adapt their imitative acts to a model's goals. If 12-month-olds see an adult perform an unusual action for fun (make a toy dog enter a miniature house by jumping through the chimney, even though its door is wide open), they copy the behavior. But if the adult engages in the odd behavior because she *must* (she makes the dog go through the chimney only after first trying to use the door and finding it locked), 12-month-olds typically imitate the more efficient action (putting the dog through the door) (Schwier et al., 2006).

Between 14 and 18 months, toddlers become increasingly adept at imitating actions an adult *tries* to produce, even if these are not fully realized (Bellagamba, Camaioni, & Colonnesi, 2006; Olineck & Poulin-Dubois, 2007, 2009). On one occasion, Ginette attempted to pour some raisins into a bag but missed, spilling them onto the counter. A moment later, Grace began dropping the raisins into the bag, indicating that she had inferred Ginette's goal.

Problem Solving. As Piaget indicated, around 7 to 8 months, infants develop intentional means–end action sequences, which they use to solve simple problems, such as pulling on a cloth to obtain a toy resting on its far end (Willatts, 1999). Soon after, infants' representational skills permit more effective problem solving than Piaget's theory suggests.

By 10 to 12 months, infants can *solve problems by analogy*—apply a solution strategy from one problem to other relevant problems. In one study, babies were given three similar problems, each requiring them to overcome a barrier, grasp a string, and pull it to get an attractive toy. The problems differed in many aspects of their superficial features—texture and color of the string, barrier, and floor mat and type of toy (horse, doll, or car). For the first problem, the parent demonstrated the solution and encouraged the infant to imitate. Babies obtained the toy more readily with each additional problem (Chen, Sanchez, & Campbell, 1997). Similarly, 12-month-olds who were repeatedly presented with a spoon in the same orientation (handle to one side) readily adapted their motor actions when the spoon was presented with the handle to the other side, successfully transporting food to their mouths most of the time (McCarty & Keen, 2005).

These findings reveal that at the end of the first year, infants form flexible mental representations of how to use tools to get objects. They have some ability to move beyond trial-and-error experimentation, represent a solution mentally, and use it in new contexts.

Symbolic Understanding. One of the most momentous early attainments is the realization that words can be used to cue mental images of things not physically present—a symbolic capacity called **displaced reference** that emerges around the first birthday. It greatly expands toddlers' capacity to learn about the world through communicating with others. Observations of 12-month-olds reveal that they respond to the label of an absent toy by looking at and gesturing toward the spot where it usually rests (Saylor, 2004). As memory and vocabulary improve, skill at displaced reference expands.

But at first, toddlers have difficulty using language to acquire new information about an absent object—an ability that is essential to learn from symbols. In one study, an adult taught 19- and 22-month-olds a name for a stuffed animal—"Lucy" for a frog. Then, with the frog out of sight, the toddler was told that some water had spilled, so "Lucy's all wet!" Finally, the adult showed the toddler three stuffed animals—a wet frog, a dry frog, and a pig—and said, "Get Lucy!" (Ganea et al., 2007). Although all the children remembered that Lucy was a frog, only the 22-month-olds identified the wet frog as Lucy. This capacity to use language as a flexible symbolic tool—to modify and enrich existing mental representations—improves gradually into the preschool years.

Awareness of the symbolic function of pictures also emerges in the second year. Even newborns perceive a relation between a picture and its referent, as indicated by their preference for looking at a photo of their mother's face (see page 145 in Chapter 4). At the same time, infants do not treat pictures as symbols.

Rather, they touch, rub, and pat a color photo of an object, or pick it up and manipulate it. These behaviors, which reveal confusion about the picture's true nature, decline after 9 months, becoming rare around 18 months (DeLoache et al., 1988; DeLoache & Ganea, 2009).

As long as pictures strongly resemble real objects, by the middle of the second year toddlers treat them symbolically. After hearing a novel label ("blicket") applied to a color photo of an unfamiliar object, most 15- to 24-month-olds—when presented with both the real object and its picture and asked to indicate the "blicket"—gave a symbolic response. They selected either the real object or both the object and its picture, not the picture alone (Ganea et al., 2009). Around this time, toddlers increasingly use pictures as vehicles for communicating with others and acquiring new knowledge (Ganea, Pickard, & DeLoache, 2008). They point to, name, and talk about pictures, and they can apply something learned from a book with realistic-looking pictures to real objects, and vice versa.

But even after coming to appreciate the symbolic nature of pictures, young children have difficulty grasping the distinction between some pictures (such as line drawings) and their referents, as we will see in Chapter 8. How do infants and toddlers interpret another ever-present, pictorial medium—video? Turn to the Social Issues: Education box on the following page to find out.

Evaluation of the Sensorimotor Stage

Table 5.2 summarizes the remarkable cognitive attainments we have just considered. ***TAKE A MOMENT...*** Compare this table with Piaget's description of the sensorimotor substages in Table 5.1 on page 153. You will see that infants anticipate events, actively search for hidden objects, master the A–B object search, flexibly vary their sensorimotor schemes, engage in make-believe play, and treat pictures and video images symbolically within Piaget's time frame. Yet other capacities—including secondary circular reactions, understanding of object properties, first signs of object permanence, deferred imitation, problem solving by analogy, and displaced reference of words—emerge earlier than Piaget expected. These findings show that the cognitive attainments of infancy do not develop together in the neat, stepwise fashion that Piaget assumed.

Recent research raises questions about Piaget's view of how infant development takes place. Consistent with Piaget's ideas, sensorimotor action helps infants construct some forms of knowledge. For example, in Chapter 4, we saw that crawling enhances depth perception and ability to find hidden objects, and handling objects fosters awareness of object properties. Yet we have also seen that infants comprehend a great deal before they are capable of the motor behaviors that Piaget assumed led to those understandings. How can we account for babies' amazing cognitive accomplishments?

Alternative Explanations. Unlike Piaget, who thought young babies constructed all mental representations out of sensorimotor activity, most researchers now believe that infants have some built-in cognitive equipment for making sense of experience. But intense disagreement exists over the extent of this initial understanding. As we have seen, much evidence on young infants' cognition rests on the violation-of-expectation method. Researchers who lack confidence in this method argue that babies' cognitive starting point is limited (Campos et al., 2008; Cohen, 2010; Cohen & Cashon, 2006; Kagan, 2008). For example, some believe that newborns begin life with a set of biases for attending to certain information and with general-purpose learning procedures—such as powerful techniques for analyzing complex perceptual information. Together, these capacities enable infants to construct a wide variety of schemes (Bahrick, 2010; Huttenlocher, 2002; Quinn, 2008; Rakison, 2010).

TABLE 5.2 Some Cognitive Attainments of Infancy and Toddlerhood

AGE	COGNITIVE ATTAINMENTS
Birth–1 month	Secondary circular reactions using limited motor skills, such as sucking a nipple to gain access to interesting sights and sounds
1–4 months	Awareness of object permanence, object solidity, and gravity, as suggested by violation-of-expectation findings; deferred imitation of an adult's facial expression over a short delay (one day)
4–8 months	Improved knowledge of object properties and basic numerical knowledge, as suggested by violation-of-expectation findings; deferred imitation of an adult's novel actions on objects over a short delay (one to three days)
8–12 months	Ability to search for a hidden object when covered by a cloth; ability to solve simple problems by analogy to a previous problem
12–18 months	Ability to search in several locations for a hidden object, when a hand deposits it under a cloth, and when it is moved from one location to another (accurate A–B search); deferred imitation of an adult's novel actions on objects after long delays (at least several months) and across a change in situation (from child care to home); rational imitation, inferring the model's intentions; displaced reference of words
18 months–2 years	Ability to find an object moved while out of sight (invisible displacement); deferred imitation of actions an adult tries to produce, even if these are not fully realized; deferred imitation of everyday behaviors in make-believe play; beginning awareness of pictures and video as symbols of reality

TAKE A MOMENT... Which of the capacities listed in the table indicate that mental representation emerges earlier than Piaget believed?

Social Issues: Education

Baby Learning from TV and Video: The Video Deficit Effect

Children first become TV and video viewers in early infancy, as they are exposed to programs watched by parents and older siblings or to shows aimed at viewers not yet out of diapers, such as the Baby Einstein products. About 40 percent of U.S. 3-month-olds watch regularly, a figure that rises to 90 percent at age 2, a period during which average viewing time increases from just under an hour to 1½ hours a day (Zimmerman, Christakis, & Meltzoff, 2007). Although parents assume that babies learn from TV and videos, research indicates that they cannot take full advantage of them.

Initially, infants respond to videos of people as if viewing people directly—smiling, moving their arms and legs, and (by 6 months) imitating actions of a televised adult. But they confuse the images with the real thing (Barr, Muentener, & Garcia, 2007; Marian, Neisser, & Rochat, 1996). When shown videos of attractive toys, 9-month-olds manually explored the screen, as they do with pictures. By 19 months, touching and grabbing had declined in favor of pointing at the images (Pierroutsakos & Troseth, 2003). Nevertheless, toddlers continue to have difficulty applying what they see on video to real situations.

In a series of studies, some 2-year-olds watched through a window while a live adult hid an object in an adjoining room, while others watched the same event on a video screen. Children in the direct viewing condition retrieved the toy easily; those in the video condition had difficulty (Troseth, 2003; Troseth & DeLoache, 1998).

This **video deficit effect**—poorer performance after a video than a live demonstration—has also been found for 2-year-olds' deferred imitation, word learning, and means–end problem solving (Deocampo, 2003; Hayne, Herbert, & Simcock, 2003; Krcmar, Grela, & Linn, 2007).

One explanation is that 2-year-olds typically do not view a video character as offering socially relevant information. After an adult on video announced where she hid a toy, few 2-year-olds searched (Schmidt, Crawley-Davis, & Anderson, 2007). In contrast, when the adult uttered the same words while standing in front of the child, 2-year-olds promptly retrieved the object.

Toddlers seem to discount information on video as relevant to their everyday experiences because people do not look at and converse with them directly or establish a shared focus on objects, as their caregivers do. In one study, researchers gave some 2-year-olds an interactive video experience (using a two-way, closed-circuit video system). An adult on video interacted with the child for five minutes—calling the child by name, talking about the child's siblings and pets, waiting for the child to respond, and playing interactive games (Troseth, Saylor, & Archer, 2006). Compared with 2-year-olds who viewed the same adult in a noninteractive video, those in the interactive condition were far more likely to use a verbal cue from a person on video to retrieve a toy.

Around age 2½, the video deficit effect declines. Before this age, the American Academy of Pediatrics (2001) recommends against mass media exposure. In support of this advice, amount of TV viewing is negatively related to 8- to 18-month-olds' language progress (Tanimura et al., 2004; Zimmerman, Christakis, & Meltzoff, 2007). And 1- to 3-year-old heavy viewers tend to have attention, memory, and reading difficulties in the early school years (Christakis et al., 2004; Zimmerman & Christakis, 2005).

When toddlers do watch TV and video, it is likely to work best as a teaching tool when it is rich in social cues—close-ups of characters who look directly at the camera, address questions to viewers, and pause to invite their response. Repetition of video programs also helps children over age 2 make sense of video content.



© NIAMH BALDOCK/ALAMY

This baby thinks the child she sees on the TV screen is real. Not until she is about 2½ will she understand how onscreen images relate to real people and objects.

Others, convinced by violation-of-expectation findings, believe that infants start out with impressive understandings. According to this **core knowledge perspective,** babies are born with a set of innate knowledge systems, or *core domains of thought.* Each of these prewired understandings permits a ready grasp of new, related information and therefore supports early, rapid development (Carey & Markman, 1999; Leslie, 2004; Spelke, 2004; Spelke & Kinzler, 2007). Core knowledge theorists argue that infants could not make sense of the complex stimulation around them without having been genetically "set up" in the course of evolution to comprehend its crucial aspects.

Researchers have conducted many studies of infants' *physical knowledge,* including object permanence, object solidity (that one object cannot move through another), and gravity (that an object will fall without support). Violation-of-expectation findings suggest that in the first few months, infants have some awareness of all these basic object properties and quickly build on this knowledge (Baillargeon, 2004; Hespos & Baillargeon,

2008; Luo & Baillargeon, 2005; Spelke, 2000). Core knowledge theorists also assume that an inherited foundation of *linguistic knowledge* enables swift language acquisition in early childhood—a possibility we will consider later in this chapter. Furthermore, these theorists argue, infants' early orientation toward people initiates rapid development of *psychological knowledge*—in particular, understanding of mental states, such as intentions, emotions, desires, and beliefs, which we will address further in Chapter 6.

Research even suggests that infants have basic *numerical knowledge.* In the best-known study, 5-month-olds saw a screen raised to hide a single toy animal and then watched a hand place a second toy behind the screen. Finally the screen was removed to reveal either one or two toys. If infants kept track of the two objects (requiring them to add one object to another), then they should look longer at the unexpected, one-toy display—which is what they did (see Figure 5.3) (Wynn, Bloom, & Chiang, 2002). These findings and those of similar investigations suggest that babies can discriminate quantities up to three and use that knowledge to perform simple arithmetic—both addition and subtraction (in which two objects are covered and one object is removed) (Kobayashi et al., 2004; Kobayashi, Hiraki, & Hasegawa, 2005; Wynn, Bloom, & Chiang, 2002).

Additional evidence suggests that 6-month-olds can distinguish among large sets of items, as long as the difference between those sets is very great—at least a factor of two. For example, they can tell the difference between 8 and 16 dots but not between 6 and 12 (Lipton & Spelke, 2004; Xu, Spelke, & Goddard, 2005). As a result, some researchers believe that infants can represent approximate large-number values, in addition to the small-number discriminations evident in Figure 5.3.

But like other violation-of-expectation results, babies' numerical capacities are controversial. In experiments similar to those just described, looking preferences were inconsistent

© EDITH HELD/CORBIS

Did this toddler learn to build a block tower by repeatedly acting on objects, as Piaget assumed? Or did he begin life with innate knowledge that helps him understand objects and their relationships quickly, with little hands-on exploration?

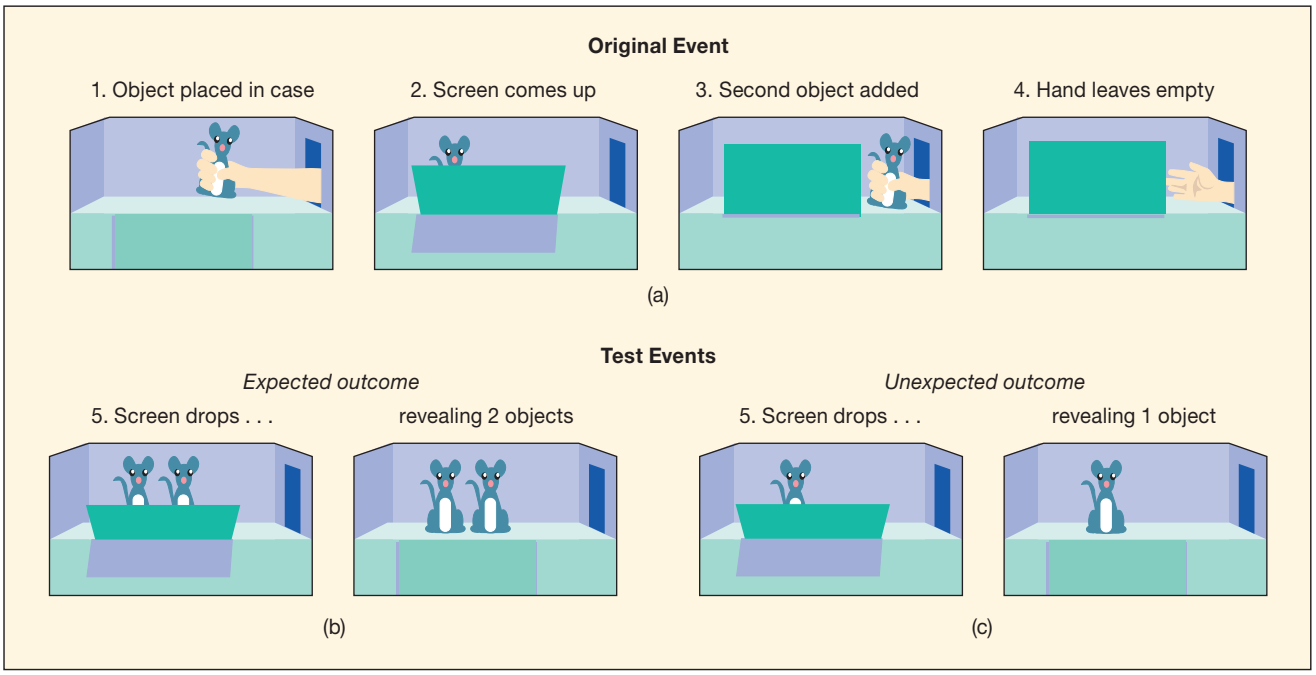

FIGURE 5.3 Testing infants for basic number concepts. (a) First, infants saw a screen raised in front of a toy animal. Then an identical toy was added behind the screen. Next, the researchers presented two outcomes. (b) In the *expected outcome,* the screen dropped to reveal two toy animals. (c) In the *unexpected outcome,* the screen dropped to reveal one toy animal. Five-month-olds shown the unexpected outcome looked longer than did 5-month-olds shown the expected outcome. The researchers concluded that infants can discriminate the quantities "one" and "two" and use that knowledge to perform simple addition: 1 + 1 = 2. A variation of this procedure suggested that 5-month-olds could also do simple subtraction: 2 – 1 = 1. (From K. Wynn, 1992, "Addition and Subtraction by Human Infants." *Nature,* 358, p. 749. © 1992 by Nature Publishing Group. Adapted with permission of Macmillan Publishers, Ltd.)

(Langer, Gillette, & Arriaga, 2003; Wakeley, Rivera, & Langer, 2000). These researchers point out that claims for infants' knowledge of number concepts are surprising, in view of other research indicating that before 14 to 16 months, toddlers have difficulty making less-than and greater-than comparisons between small sets. And not until the preschool years do children answer correctly when asked to add and subtract small sets.

The core knowledge perspective, while emphasizing native endowment, acknowledges that experience is essential for children to extend this initial knowledge. But so far, it has said little about which experiences are most important in each core domain of thought and how those experiences advance children's thinking. Despite ongoing challenges from critics, core knowledge research has sharpened the field's focus on specifying the starting point of human cognition and carefully tracking the changes that build on it.

Piaget's Legacy. Follow-up research on Piaget's sensorimotor stage yields broad agreement on two issues. First, many cognitive changes of infancy are gradual and continuous rather than abrupt and stagelike, as Piaget thought (Bjorklund, 2012; Courage & Howe, 2002). Second, rather than developing together, various aspects of infant cognition change unevenly because of the challenges posed by different types of tasks and infants' varying experience with them. These ideas serve as the basis for another major approach to cognitive development—*information processing*.

Before we turn to this alternative point of view, let's recognize Piaget's enormous contributions. Piaget's work inspired a wealth of research on infant cognition, including studies that challenged his theory. Today, researchers are far from consensus on how to modify or replace his account of infant cognitive development, and some believe that his general approach continues to make sense and fits most of the evidence (Cohen, 2010). Piaget's observations also have been of great practical value. Teachers and caregivers continue to look to the sensorimotor stage for guidelines on how to create developmentally appropriate environments for infants and toddlers.

ASK YOURSELF

REVIEW Using the text discussion on pages 155–158, construct your own summary table of infant and toddler cognitive development. Which entries in your table are consistent with Piaget's sensorimotor stage? Which ones develop earlier than Piaget anticipated?

APPLY Several times, after her father hid a teething biscuit under a red cup, 12-month-old Mimi retrieved it easily. Then Mimi's father hid the biscuit under a nearby yellow cup. Why did Mimi persist in searching for it under the red cup?

REFLECT What advice would you give the typical U.S. parent about permitting an infant or toddler to watch as much as 1 to 1½ hours of TV or video per day? Explain.

Information Processing

Information-processing researchers agree with Piaget that children are active, inquiring beings. But instead of providing a single, unified theory of cognitive development, they focus on many aspects of thinking, from attention, memory, and categorization skills to complex problem solving.

Recall from Chapter 1 that the information-processing approach frequently relies on computer-like flowcharts to describe the human cognitive system. Information-processing theorists are not satisfied with general concepts, such as assimilation and accommodation, to describe how children think. Instead, they want to know exactly what individuals of different ages do when faced with a task or problem (Birney & Sternberg, 2011; Miller, 2009). The computer model of human thinking is attractive because it is explicit and precise.

A General Model of Information Processing

Most information-processing researchers assume that we hold information in three parts of the mental system for processing: the *sensory register,* the *short-term memory store,* and the *long-term memory store* (see Figure 5.4 on page 162). As information flows through each, we can use *mental strategies* to operate on and transform it, increasing the chances that we will retain information, use it efficiently, and think flexibly, adapting the information to changing circumstances. To understand this more clearly, let's look at each component of the mental system.

First, information enters the **sensory register,** where sights and sounds are represented directly and stored briefly. ***TAKE A MOMENT...*** Look around you, and then close your eyes. An image of what you saw persists for a few seconds, but then it decays, or disappears, unless you use mental strategies to preserve it. For example, by *attending to* some information more carefully than to other information, you increase the chances that it will transfer to the next step of the information-processing system.

In the second part of the mind, the **short-term memory store,** we retain attended-to information briefly so we can actively "work" on it to reach our goals. One way of looking at the short-term store is in terms of its *basic capacity,* often referred to as *short-term memory:* how many pieces of information can be held at once for a few seconds. But most researchers endorse a contemporary view of the short-term store, which offers a more meaningful indicator of its capacity, called **working memory**—the number of items that can be briefly held in mind while also engaging in some effort to monitor or manipulate those items. Working memory can be thought of as a "mental workspace" that we use to accomplish many activities in daily life. From childhood on, researchers assess changes in working-memory capacity by presenting individuals with lists of items (such as numerical digits or short sentences), asking them to "work" on the items (for example, repeat the digits backward or remember the final word of each sentence in correct order), and seeing how well they do.

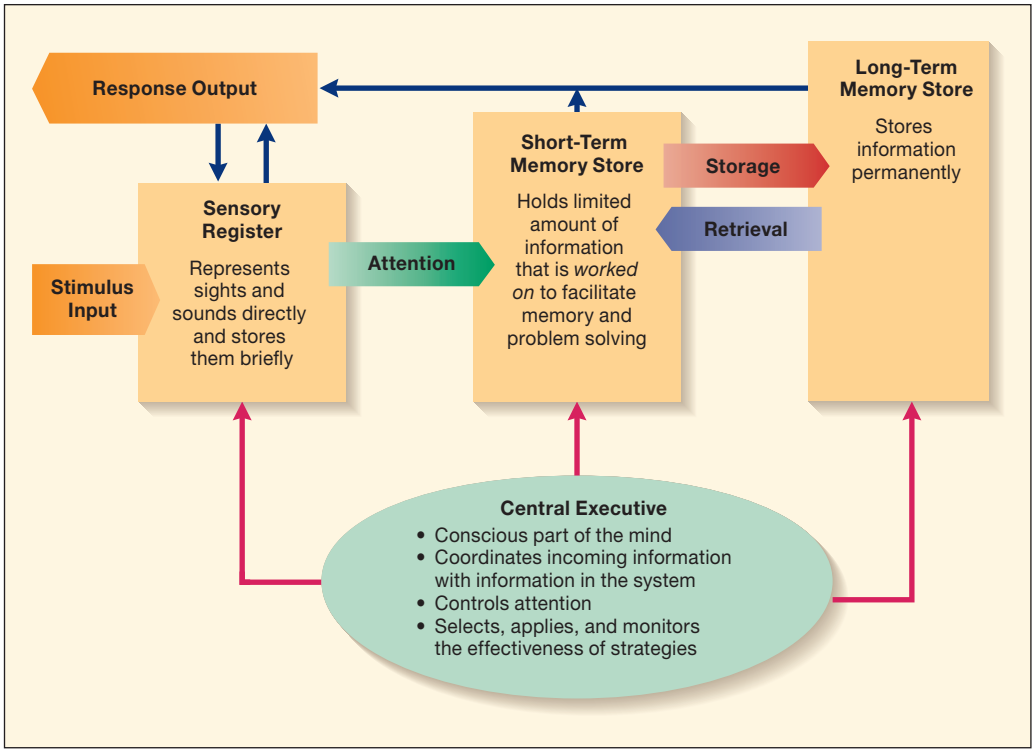

FIGURE 5.4 Model of the human information-processing system. Information flows through three parts of the mental system: the *sensory register,* the *short-term memory store,* and the *long-term memory store*. In each, mental strategies can be used to manipulate information, increasing the efficiency and flexibility of thinking and the chances that information will be retained. The *central executive* is the conscious, reflective part of the mental system. It coordinates incoming information with information already in the system, decides what to attend to, and oversees the use of strategies.

The sensory register can take in a wide panorama of information. Short-term and working memory are far more restricted, though their capacity increases steadily from early childhood to early adulthood—on a verbatim digit-span task tapping short-term memory, from about 2 to 7 items; and on working-memory tasks, from about 2 to 5 items (Cowan & Alloway, 2009). Still, individual differences are evident at all ages. By engaging in a variety of basic cognitive procedures, such as focusing attention on relevant items and repeating (rehearsing) them rapidly, we increase the chances that information will be retained and accessible to ongoing thinking.

To manage the cognitive system's activities, the **central executive** directs the flow of information, implementing the basic procedures just mentioned and also engaging in more sophisticated activities that enable complex, flexible thinking. For example, the central executive coordinates incoming information with information already in the system, and it selects, applies, and monitors strategies that facilitate memory storage, comprehension, reasoning, and problem solving (Pressley & Hilden, 2006). The central executive is the conscious, reflective part of our mental system. It ensures that we think purposefully, to attain our goals.

The more effectively the central executive joins with working memory to process information, the better learned cognitive activities will be and the more *automatically* we can apply them. Consider the richness of your thinking while you automatically drive a car. **Automatic processes** are so well-learned that they require no space in working memory and, therefore, permit us to focus on other information while performing them. Furthermore, the more effectively we process information in working memory, the more likely it will transfer to the third, and largest, storage area—**long-term memory,** our permanent knowledge base, which is unlimited. In fact, we store so much in long-term memory that *retrieval*—getting information back from the system—can be problematic. To aid retrieval, we apply strategies, just as we do in working memory. Information in long-term memory is *categorized* by its contents, much like a library shelving system that enables us to retrieve items by following the same network of associations used to store them in the first place.

Information-processing research indicates that several aspects of the cognitive system improve during childhood and adolescence: (1) the *basic capacity* of its stores, especially working memory; (2) the *speed* with which information is worked on; and (3) the *functioning of the central executive*. Together, these changes make possible more complex forms of thinking with age (Case, 1998; Kail, 2003).

Gains in working-memory capacity are due in part to brain development, but greater processing speed also contributes. Fast, fluent thinking frees working-memory resources to support storage and manipulation of additional information. Furthermore, researchers have become increasingly interested in studying the development of **executive function**—the diverse cognitive operations and strategies that enable us to achieve our goals in cognitively challenging situations (Welsh, Friedman, & Spieker, 2008). These include controlling attention, suppressing impulses, coordinating information in working memory, and flexibly directing and monitoring thought and behavior. As we will see, gains in working memory capacity and aspects of executive function are under way in the first two years; dramatic strides will follow in childhood and adolescence.

Attention

Recall from Chapter 4 that around 2 to 3 months of age, infants shift from focusing on single, high-contrast features to exploring objects and patterns more thoroughly. Besides attending to more aspects of the environment, infants gradually become more efficient at managing their attention, taking in information more quickly. Habituation research reveals that preterm and newborn babies require a long time—about 3 to 4 minutes—to habituate and recover to novel visual stimuli. But by 4 or 5 months, they need as little as 5 to 10 seconds to take in a complex visual stimulus and recognize it as different from a previous one (Rose, Feldman, & Jankowski, 2001; Slater et al., 1996).

One reason that very young babies' habituation times are so much longer is their difficulty disengaging attention from a stimulus (Colombo, 2002). When Carolyn held up a colorful rattle, 2-month-old Caitlin stared intently until, unable to break her gaze, she burst into tears. The ability to shift attention from one stimulus to another improves by 4 months—a change believed to be due to development of structures in the cerebral cortex controlling eye movements (Blaga & Colombo, 2006; Posner & Rothbart, 2007).

Over the first year, infants attend to novel and eye-catching events. In the second year, as toddlers become increasingly capable of intentional behavior (refer back to Piaget's Substage 4), attraction to novelty declines (but does not disappear) and *sustained attention* improves, especially when children play with toys. A toddler who engages even in simple goal-directed behavior, such as stacking blocks or putting them in a container, must sustain attention to reach the goal (Ruff & Capozzoli, 2003). As plans and activities gradually become more complex, the duration of attention increases.

Memory

Operant conditioning and habituation provide windows into early memory. Both methods show that retention of visual events increases dramatically over infancy and toddlerhood.

Using operant conditioning, researchers study infant memory by teaching 2- to 6-month-olds to move a mobile by kicking a foot tied to it with a long cord. Two-month-olds remember how to activate the mobile for 1 to 2 days after training, and 3-month-olds for one week. By 6 months, memory increases to two weeks (Rovee-Collier, 1999; Rovee-Collier & Bhatt, 1993). Around the middle of the first year, babies can manipulate switches or buttons to control stimulation. When 6- to 18-month-olds pressed a lever to make a toy train move around a track, duration of memory continued to increase with age; 13 weeks after training, 18-month-olds still remembered how to press the lever (see Figure 5.5) (Hartshorn et al., 1998).

Even after 2- to 6-month-olds forget an operant response, they need only a brief prompt—an adult who shakes the mobile—to reinstate the memory (Hildreth & Rovee-Collier, 2002). And when 6-month-olds are given a chance to reactivate the response themselves for just a couple of minutes, their memory not only returns but extends dramatically, to about 17 weeks (Hildreth, Sweeney, & Rovee-Collier, 2003). Perhaps permitting the baby to generate the previously learned behavior strengthens memory because it reexposes the child to more aspects of the original learning situation.

Habituation studies show that infants learn and retain a wide variety of information just by watching objects and events, without being physically active. Sometimes, they do so for much longer time spans than in operant conditioning studies. Babies are especially attentive to the movements of objects and people. In one investigation, 5½-month-olds remembered a woman's captivating action (such as blowing bubbles or brushing hair) seven weeks later, as indicated by a *familiarity preference* (see page 135 in Chapter 4) (Bahrick, Gogate, & Ruiz, 2002). The babies were so attentive to the woman's action that they did not remember her face, even when tested 1 minute later for a *novelty preference.*

In Chapter 4, we saw that 3- to 5-month-olds are excellent at discriminating faces. But their memory for the faces of unfamiliar people and for other visual patterns is short-lived—at 3 months, only about 24 hours, and at the end of the first year, several days to a few weeks (Fagan, 1973; Pascalis, de Haan, & Nelson, 1998). By contrast, 3-month-olds' memory for the unusual movements of objects (such as a metal nut swinging on the end of a string) persists for at least three months (Bahrick, Hernandez-Reif, & Pickens, 1997).

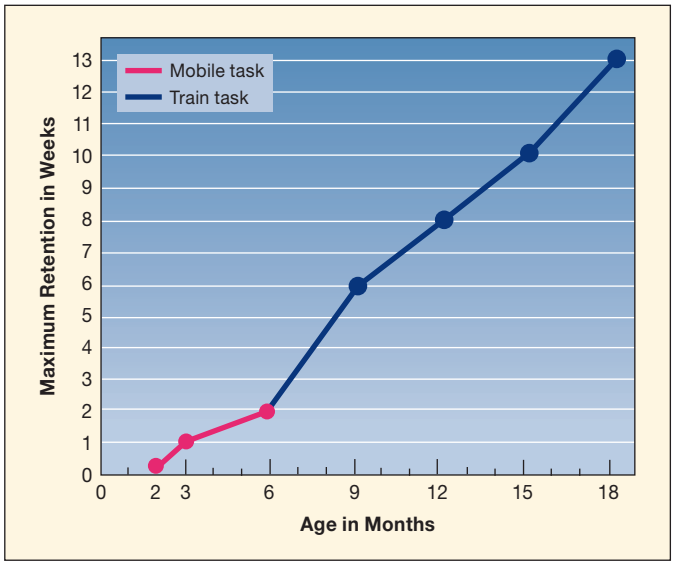

FIGURE 5.5 Increase in retention in two operant conditioning tasks from 2 to 18 months. Two- to 6-month-olds were trained to make a kicking response that turned a mobile. Six- to 18-month-olds were trained to press a lever that made a toy train move around a track. Six-month-olds learned both responses and retained them for an identical length of time, indicating that the tasks are comparable. Consequently, researchers could plot a single line tracking gains in retention of operant responses from 2 to 18 months of age. The line shows that memory improves dramatically. (From C. Rovee-Collier & R. Barr, 2001, "Infant Learning and Memory," in G. Bremner & A. Fogel, [Eds.], *Blackwell Handbook of Infant Development,* Oxford, U.K.: Blackwell, p. 150. © 2001, 2004 by Blackwell Publishing Ltd. Reproduced with permission of John Wiley & Sons Ltd.)

Biology and Environment

Infantile Amnesia

If infants and toddlers recall many aspects of their everyday lives, how do we explain **infantile amnesia**—that most of us cannot retrieve events that happened to us before age 3? The reason cannot be merely the passage of time because we can recall many personally meaningful one-time events from both the recent and the distant past: the day a sibling was born or a move to a new house—recollections known as **autobiographical memory.**

Several accounts of infantile amnesia exist. One theory credits brain development, suggesting that vital changes in the prefrontal cortex pave the way for an *explicit* memory system—one in which children remember deliberately rather than *implicitly,* without conscious awareness (Nelson, 1995). But mounting evidence indicates that even young infants engage in conscious recall (Bauer, 2006; Rovee-Collier & Cuevas, 2009). Their memory processing is not fundamentally different from that of children and adults.

Another conjecture is that older children and adults often use verbal means for storing information, whereas infants' and toddlers' memory processing is largely nonverbal—an incompatibility that may prevent long-term retention of early experiences. To test this idea, researchers sent two adults to the homes of 2- to 4-year-olds with an unusual toy that the children were likely to remember: The Magic Shrinking Machine, shown in Figure 5.6. One adult showed the child how, after inserting an object in an opening on top of the machine and turning a crank that activated flashing lights and musical sounds, the child could retrieve a smaller, identical object (discretely dropped down a chute by the second adult) from behind a door on the front of the machine.

A day later, the researchers tested the children to see how well they recalled the event. Their nonverbal memory—based on acting out the "shrinking" event and recognizing the "shrunken" objects in photos—was excellent. But even when they had the vocabulary, children younger than age 3 had trouble describing features of the "shrinking" experience. Verbal recall increased sharply between ages 3 and 4—the period during which children "scramble over the amnesia barrier" (Simcock & Hayne, 2003, p. 813). In a second study, preschoolers could not translate their nonverbal memory for the game into language 6 months to 1 year later, when their language had improved dramatically. Their verbal reports were "frozen in time," reflecting their limited language skill at the age they played the game (Simcock & Hayne, 2002).

These findings help us reconcile infants' and toddlers' remarkable memory skills with infantile amnesia. During the first few years, children rely heavily on nonverbal memory techniques, such as visual images and motor actions. As language develops, preschoolers can use it to refer to preverbal memories. But their ability to do so is fragile, requiring strong contextual cues, such as direct exposure to the physical setting of the to-be-recalled experience (Morris & Baker-Ward, 2007). Only after age 3 do children often represent events verbally and participate in elaborate conversations with adults about them. As children encode autobiographical events in verbal form, they use language-based cues to retrieve them, increasing the accessibility of these memories at later ages (Peterson, Warren, & Short, 2011).

By 10 months, infants remember both novel actions and features of objects involved in those actions equally well (Horst, Oakes, & Madole, 2005). Thus, over the second half-year, sensitivity to object appearance increases. This change is fostered by infants' increasing ability to manipulate objects, which helps them learn about objects' observable properties.

So far, we have discussed only **recognition**—noticing when a stimulus is identical or similar to one previously experienced. It is the simplest form of memory: All babies have to do is indicate (by kicking, pressing a lever, or looking) that a new stimulus is identical or similar to a previous one. **Recall** is more challenging because it involves remembering something not present. But by the second half of the first year, infants are capable of recall, as indicated by their ability to find hidden objects and engage in deferred imitation. Recall, too, improves steadily with age. For example, 1-year-olds can retain short sequences of adult-modeled behaviors for up to 3 months, and 1½-year-olds can do so for as long as 12 months (Rovee-Collier & Cuevas, 2009).

Long-term recall depends on connections among multiple regions of the cerebral cortex, especially with the prefrontal cortex. During infancy and toddlerhood, these neural circuits develop rapidly (Nelson, Thomas, & de Haan, 2006). Yet a puzzling finding is that older children and adults no longer recall their earliest experiences! See the Biology and Environment box above for a discussion of *infantile amnesia.*

Categorization

Even young infants can *categorize,* grouping similar objects and events into a single representation. Categorization reduces the enormous amount of new information infants encounter every day, helping them learn and remember (Rakison, 2010).

Creative variations of operant conditioning research with mobiles have been used to investigate infant categorization. One such study, of 3-month-olds, is described and illustrated in

Other findings indicate that the advent of a clear self-image contributes to the end of infantile amnesia (Howe, Courage, & Rooksby, 2009). Toddlers who were advanced in development of a sense of self demonstrated better verbal memories a year later while conversing about past events with their mothers (Harley & Reese, 1999).

Very likely, both neurobiological change and social experience contribute to the decline of infantile amnesia. Brain development and adult–child interaction may jointly foster self-awareness, language, and improved memory, which enable children to talk with adults about significant past experiences (Bauer, 2007). As a result, preschoolers begin to construct a long-lasting autobiographical narrative of their lives and enter into the history of their family and community.



FIGURE 5.6 The Magic Shrinking Machine, used to test young children's verbal and nonverbal memory of an unusual event. After being shown how the machine worked, the child participated in selecting objects from a polka-dot bag, dropping them into the top of the machine (a), and turning a crank, which produced a "shrunken" object (b). When tested the next day, 2- to 4-year-olds' nonverbal memory for the event was excellent. But below 36 months, verbal recall was poor, based on the number of features recalled about the game during an open-ended interview (c). Recall improved between 36 and 48 months, the period during which infantile amnesia subsides. (From G. Simcock & H. Hayne, 2003, "Age-Related Changes in Verbal and Nonverbal Memory During Early Childhood," *Developmental Psychology, 39,* pp. 807, 809. Copyright © 2003 by the American Psychological Association. Reprinted with permission of the American Psychological Association. *Photos:* Ross Coombes/Courtesy of Harlene Hayne.)

Figure 5.7 on page 166. Similar investigations reveal that in the first few months, babies categorize stimuli on the basis of shape, size, and other physical properties (Wasserman & Rovee-Collier, 2001). By 6 months of age, they can categorize on the basis of two correlated features—for example, the shape and color of an alphabet letter (Bhatt et al., 2004). This ability to categorize using clusters of features prepares babies for acquiring many complex everyday categories.

Habituation has also been used to study infant categorization. Researchers show babies a series of pictures belonging to one category and then see whether they recover to (look longer at) a picture that is not a member of the category. Findings reveal that in the second half of the first year, as long as they have sufficient familiarity with category members, infants group objects into an impressive array of categories—food items, furniture, birds, land animals, air animals, sea animals, plants, vehicles, kitchen utensils, and spatial location ("above" and "below," "on" and "in") (Bornstein, Arterberry, & Mash, 2010; Casasola, Cohen, & Chiarello, 2003; Oakes, Coppage, & Dingel, 1997). Besides organizing the physical world, infants of this age categorize their emotional and social worlds. They sort people and their voices by gender and age, have begun to distinguish emotional expressions, separate people's natural actions (walking) from other motions, and expect people (but not inanimate objects) to move spontaneously (Spelke, Phillips, & Woodward, 1995; see also Chapter 4, pages 144–145).

Babies' earliest categories are based on similar overall appearance or prominent object part: legs for animals, wheels for vehicles. By the second half of the first year, more categories appear to be based on subtle sets of features (Cohen, 2003; Mandler, 2004; Quinn, 2008). Older infants can even make categorical distinctions when the perceptual contrast between two categories is minimal (birds versus airplanes).

As they gain experience in comparing to-be-categorized items in varied ways and as their store of verbal labels expands, toddlers start to categorize flexibly: When 14-month-olds are

COURTESY OF CAROLYN ROVEE-COLLIER

FIGURE 5.7 Investigating infant categorization using operant conditioning. Three-month-olds were taught to kick to move a mobile that was made of small blocks, all with the letter *A* on them. After a delay, kicking returned to a high level only if the babies were shown a mobile whose elements were labeled with the same form (the letter *A*). If the form was changed (from *A*s to *2*s), infants no longer kicked vigorously. While making the mobile move, the babies had grouped together its features. They associated the kicking response with the category *A* and, at later testing, distinguished it from the category *2*. (Bhatt, Rovee-Collier, & Weiner, 1994; Hayne, Rovee-Collier, & Perris, 1987.)

given four balls and four blocks, some made of soft rubber and some of rigid plastic, their sequence of object touching reveals that after classifying by shape, they can switch to classifying by material (soft versus hard) if an adult calls their attention to the new basis for grouping (Ellis & Oakes, 2006).

In addition to touching and sorting, toddlers' categorization skills are evident in their play behaviors. After watching an adult give a toy dog a drink from a cup, most 14-month-olds shown a rabbit and a motorcycle offered the drink only to the rabbit (Mandler & McDonough, 1998). They clearly understood that certain actions are appropriate for some categories of items (animals) and not others (vehicles).

By the end of the second year, toddlers' grasp of the animate–inanimate distinction expands. Nonlinear motions are typical of animates (a person or a dog jumping), linear motions of inanimates (a car or a table pushed along a surface). At 18 months, toddlers more often imitate a nonlinear motion with a toy that has animate-like parts (legs), even if it represents an inanimate (a bed). At 22 months, displaying a fuller understanding, they imitate a nonlinear motion only with toys in the animate category (a cat but not a bed) (Rakison, 2005, 2006). They seem to realize that whereas animates are self-propelled and therefore have varied paths of movement, inanimates move only when acted on, in highly restricted ways.

Researchers disagree on how toddlers gradually shift from categorizing on the basis of prominent perceptual features (things with flapping wings and feathers belong to one category; things with rigid wings and a smooth surface to another) to categorizing on a conceptual basis, grouping objects by their common function or behavior (birds versus airplanes, dogs versus cats) (Oakes et al., 2009; Rakison & Lupyan, 2008). But all acknowledge that exploration of objects and expanding knowledge of the world contribute. In addition, adult labeling of a set of objects with a consistently applied word ("Look at the car!" "Do you see the car?") calls babies' attention to commonalities among objects, fostering categorization as early as 3 to 4 months of age (Ferry, Hespos, & Waxman, 2010). Toddlers' vocabulary growth, in turn, fosters categorization (Cohen & Brunt, 2009; Waxman, 2003).

Variations among languages lead to cultural differences in development of categories. Korean toddlers, who learn a language in which object names are often omitted from sentences, develop object-sorting skills later than their English-speaking counterparts (Gopnik & Choi, 1990). At the same time, Korean contains a common word, *kkita,* with no English equivalent, referring to a tight fit between objects in contact (a ring on a finger, a cap on a pen), and Korean toddlers are advanced in forming the spatial category "tight fit" (Choi et al., 1999).

Evaluation of Information-Processing Findings

The information-processing perspective underscores the continuity of human thinking from infancy into adult life. In attending to the environment, remembering everyday events, and categorizing objects, Caitlin, Grace, and Timmy think in ways that are remarkably similar to our own, though their mental processing is far from proficient. Findings on memory and categorization join with other research in challenging Piaget's view of early cognitive development. Infants' capacity to recall events and to categorize stimuli attests, once again, to their ability to mentally represent their experiences.

Information-processing research has contributed greatly to our view of infants and toddlers as sophisticated cognitive beings. But its central strength—analyzing cognition into its components, such as perception, attention, memory, and categorization—is also its greatest drawback: Information processing has had difficulty putting these components back together into a broad, comprehensive theory.

One approach to overcoming this weakness has been to combine Piaget's theory with the information-processing approach, an effort we will explore in Chapter 9. A more recent trend has been the application of a *dynamic systems view* (see Chapter 4, pages 137–138) to early cognition. In this approach, researchers analyze each cognitive attainment to see how it results from a complex system of prior accomplishments and the child's current goals (Spencer & Perone, 2008; Thelen & Smith, 2006).

Once these ideas are fully tested, they may move the field closer to a more powerful view of how the minds of infants and children develop.

The Social Context of Early Cognitive Development

Recall the description at the beginning of this chapter of Grace dropping shapes into a container. Notice that she learns about the toy with Ginette's help. With adult support, Grace will gradually become better at matching shapes to openings and dropping them into the container. Then she will be able to perform this and similar activities on her own.

Vygotsky's sociocultural theory emphasizes that children live in rich social and cultural contexts that affect the way their cognitive world is structured (Bodrova & Leong, 2007; Rogoff, 2003). Vygotsky believed that complex mental activities have their origins in social interaction. Through joint activities with more mature members of their society, children master activities and think in ways that have meaning in their culture.

A special Vygotskian concept explains how this happens. The **zone of proximal** (or potential) **development** refers to a range of tasks too difficult for the child to do alone but possible with the help of more skilled partners. To understand this idea, think about how a sensitive adult (such as Ginette) introduces a child to a new activity. The adult picks a task that the child can master but that is challenging enough that the child cannot do it by herself. As the adult guides and supports, the child joins in the interaction and picks up mental strategies. As her competence increases, the adult steps back, permitting the child to take more responsibility for the task. This form of teaching—known as *scaffolding*—promotes learning at all ages, and we will consider it further in Chapter 7.

Vygotsky's ideas have been applied mostly to older children, who are more skilled in language and social communication. Recently, however, his theory has been extended to infancy and toddlerhood. Recall that babies are equipped with capacities that ensure that caregivers will interact with them. Then adults adjust the environment and their communication in ways that promote learning adapted to their cultural circumstances.

A study by Barbara Rogoff and her collaborators (1984) illustrates this process. Placing a jack-in-the-box nearby, the researchers watched how several adults played with Rogoff's son and daughter over the first two years. In the early months, the adults tried to focus the baby's attention by working the toy and, as the bunny popped out, saying something like "My, what happened?" By the end of the first year, when the baby's cognitive and motor skills had improved, interaction centered on how to use the toy. The adults guided the baby's hand in turning the crank and putting the bunny back in the box. During the second year, adults helped from a distance, using gestures and verbal prompts, such as making a turning motion with the hand near the crank. Research indicates that this fine-tuned support is related to advanced play, language, and problem solving in toddlerhood and early childhood (Bornstein et al., 1992; Charman et al., 2001; Tamis-LeMonda & Bornstein, 1989).

As early as the first year, cultural variations in social experiences affect mental strategies. In the jack-in-the-box example, adults and children focused their attention on a single activity. This strategy, common in Western middle-SES homes, is well-suited to lessons in which children master skills apart from the everyday situations in which they will later use those skills. In contrast, Guatemalan Mayan adults and babies often attend to several events at once. For example, one 12-month-old skillfully put objects in a jar while watching a passing truck and blowing into a toy whistle (Chavajay & Rogoff, 1999). Processing several competing events simultaneously may be vital in cultures where children largely learn through keen observation of others' ongoing activities. Children of Guatemalan Mayan, Mexican, and Native-American parents without extensive education continue to display this style of attention well into middle childhood (Chavajay & Rogoff, 2002; Correa-Chavez, Rogoff, & Mejía-Arauz, 2005; Philips, 1983).

Earlier we saw how infants and toddlers create new schemes by acting on the physical world (Piaget) and how certain skills become better developed as children represent their experiences more efficiently and meaningfully (information processing). Vygotsky adds a third dimension to our understanding by emphasizing that many aspects of cognitive development are socially mediated. The Cultural Influences box on page 168 presents additional evidence for this idea, and we will see even more in the next section.

© LAURA DWIGHT PHOTOGRAPHY

Using simple words and gestures, this mother brings a challenging task—rotating the plane's propeller—within her toddler's zone of proximal development. By adjusting her communication to suit the child's needs, she transfers mental strategies to him and promotes learning.

Cultural Influences

Social Origins of Make-Believe Play

One of the activities my husband, Ken, used to do with our two sons when they were young was to bake pineapple upside-down cake, a favorite treat. One Sunday afternoon when a cake was in the making, 21-month-old Peter stood on a chair at the kitchen sink, busily pouring water from one cup to another.

"He's in the way, Dad!" complained 4-year-old David, trying to pull Peter away from the sink.

"Maybe if we let him help, he'll give us room," Ken suggested. As David stirred the batter, Ken poured some into a small bowl for Peter, moved his chair to the side of the sink, and handed him a spoon.

"Here's how you do it, Petey," instructed David, with a superior air. Peter watched as David stirred, then tried to copy his motion. When it was time to pour the batter, Ken helped Peter hold and tip the small bowl.

"Time to bake it," said Ken.

"Bake it, bake it," repeated Peter, watching Ken slip the pan into the oven.

Several hours later, we observed one of Peter's earliest instances of make-believe play. He got his pail from the sandbox and, after filling it with a handful of sand, carried it into the kitchen and put it down on the floor in front of the oven. "Bake it, bake it," Peter called to Ken. Together, father and son placed the pretend cake in the oven.

Piaget and his followers concluded that toddlers discover make-believe independently, once they are capable of representational schemes. Vygotsky challenged this view, pointing out that society provides children with opportunities to represent culturally meaningful activities in play. Make-believe, like other complex mental activities, is first learned under the guidance of experts (Berk, Mann, & Ogan, 2006). In the example just described, Peter extended his capacity to represent daily events when Ken drew him into the baking task and helped him act it out in play.

Current evidence supports the idea that early make-believe is the combined result of children's readiness to engage in it and social experiences that promote it. In one observational study of U.S. middle-SES toddlers, 75 to 80 percent of make-believe involved mother–child interaction (Haight & Miller, 1993). At 12 months, almost all play episodes were initiated by mothers, but by the end of the second year, half of pretend episodes were initiated by each.

During make-believe, mothers offer toddlers a rich array of cues that they are pretending—looking and smiling at the child more, making more exaggerated movements, and using more "we" talk (acknowledging that pretending is a joint endeavor) than they do during the same real-life event (Lillard, 2007). These maternal cues encourage toddlers to join in and probably facilitate their ability to distinguish pretend from real acts, which strengthens over the second and third years (Lillard & Witherington, 2004; Ma & Lillard, 2006).

Also, when adults participate, toddlers' make-believe is more elaborate (Keren et al., 2005). They are more likely to combine pretend acts into complex sequences, as Peter did when he put sand in the bucket (making the batter), carried it into the kitchen, and, with Ken's help, put it in the oven (baking the cake). The more parents pretend with their toddlers, the more time their children devote to make-believe.

In some cultures, such as those of Indonesia and Mexico, where extended-family households and sibling caregiving are common, make-believe is more frequent and complex with older siblings than with mothers. As early as age 3 to 4, children provide rich, challenging stimulation to their younger brothers and sisters, take these teaching responsibilities seriously, and, with age, become better at them (Zukow-Goldring, 2002). In a study of Zinacanteco Indian children of southern Mexico, by age 8, sibling teachers were highly skilled at showing 2-year-olds how to play at everyday tasks, such as washing and cooking (Maynard, 2002). They often guided toddlers verbally and physically through the task and provided feedback.

© CAROLINE PENN/PANOS PICTURES

A Kenyan child guides his younger brother in pretend play. In cultures where sibling caregiving is common, make-believe play is more frequent and complex with older siblings than with mothers.

In Western middle-SES families, older siblings less often teach deliberately but still serve as influential models of playful behavior. In a study of New Zealand families of Western European descent, when both a parent and an older sibling were available, toddlers more often imitated the actions of the sibling, especially when siblings engaged in make-believe (Barr & Hayne, 2003).

As we will see in Chapter 7, make-believe play is a major means through which children extend their cognitive skills and learn about important activities in their culture. Vygotsky's theory, and the findings that support it, tell us that providing a stimulating physical environment is not enough to promote early cognitive development. In addition, toddlers must be invited and encouraged by more skilled members of their culture to participate in the social world around them. Parents and teachers can enhance early make-believe by playing often with toddlers, guiding and elaborating on their make-believe themes.

ASK YOURSELF

REVIEW What impact does toddlers' more advanced play with toys have on the development of attention?

CONNECT List techniques parents can use to *scaffold* the development of categorization in infancy and toddlerhood, and explain why each is effective.

APPLY When Timmy was 18 months old, his mother stood behind him, helping him throw a large ball into a box. As his skill improved, she stepped back, letting him try on his own. Using Vygotsky's ideas, explain how Timmy's mother is supporting his cognitive development.

REFLECT Describe your earliest autobiographical memory. How old were you when the event occurred? Do your responses fit with research on infantile amnesia?

Individual Differences in Early Mental Development

Because of Grace's deprived early environment, Kevin and Monica had a psychologist give her one of many tests available for assessing mental development in infants and toddlers. Worried about Timmy's progress, Vanessa also arranged for him to be tested. At age 22 months, he had only a handful of words in his vocabulary, played in a less mature way than Caitlin and Grace, and seemed restless and overactive.

The cognitive theories we have just discussed try to explain the *process* of development—how children's thinking changes. Mental tests, in contrast, focus on cognitive *products.* Their goal is to measure behaviors that reflect development and to arrive at scores that *predict* future performance, such as later intelligence, school achievement, and adult vocational success. This concern with prediction arose nearly a century ago, when French psychologist Alfred Binet designed the first successful intelligence test, which predicted school achievement (see Chapter 1). It inspired the design of many new tests, including ones that measure intelligence at very early ages.

Infant and Toddler Intelligence Tests

Accurately measuring infants' intelligence is a challenge because babies cannot answer questions or follow directions. All we can do is present them with stimuli, coax them to respond, and observe their behavior. As a result, most infant tests emphasize perceptual and motor responses. But new tests are being developed that also tap early language, cognition, and social behavior, especially with older infants and toddlers.

One commonly used test, the *Bayley Scales of Infant and Toddler Development,* is suitable for children between 1 month and 3½ years. The most recent edition, the Bayley-III, has three main subtests: (1) the Cognitive Scale, which includes such items as attention to familiar and unfamiliar objects, looking for a fallen object, and pretend play; (2) the Language Scale, which assesses understanding and expression of language—for example, recognition of objects and people, following simple directions, and naming objects and pictures; and (3) the Motor Scale, which includes gross and fine motor skills, such as grasping, sitting, stacking blocks, and climbing stairs (Bayley, 2005).

Two additional Bayley-III scales depend on parental report: (4) the Social-Emotional Scale, which asks caregivers about such behaviors as ease of calming, social responsiveness, and imitation in play; and (5) the Adaptive Behavior Scale, which asks about adaptation to the demands of daily life, including communication, self-control, following rules, and getting along with others.

Computing Intelligence Test Scores. Intelligence tests for infants, children, and adults are scored in much the same way—by computing an **intelligence quotient (IQ),** which indicates the extent to which the raw score (number of items passed) deviates from the typical performance of same-age individuals. To make this comparison possible, test designers engage in **standardization**—giving the test to a large, representative sample and using the results as the *standard* for interpreting scores. The standardization sample for the Bayley-III included 1,700 infants, toddlers, and young preschoolers, reflecting the U.S. population in SES and ethnic diversity.

Within the standardization sample, performances at each age level form a **normal distribution,** in which most scores cluster around the mean, or average, with progressively fewer falling toward the extremes (see Figure 5.8 on page 170). This *bell-shaped distribution* results whenever researchers measure individual differences in large samples. When intelligence tests are standardized, the mean IQ is set at 100. An individual's IQ is higher or lower than 100 by an amount that reflects how much

© PHOTO BY STEPHEN AUSMUS, USDA/ARS

A trained examiner administers a test based on the Bayley Scales of Infant Development to a 1-year-old sitting in her mother's lap. Compared with earlier editions, the Bayley-III Cognitive and Language Scales better predict preschool mental test performance.

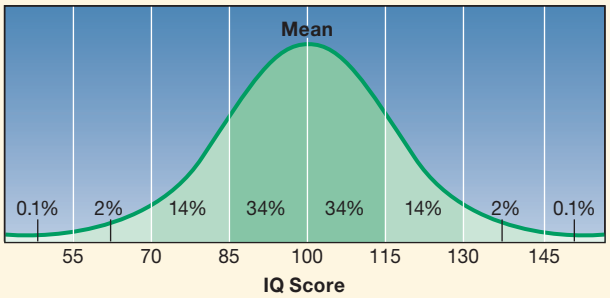

FIGURE 5.8 Normal distribution of intelligence test scores. To determine the percentage of same-age individuals in the population a person with a certain IQ outperformed, add the figures to the left of that IQ score. For example, an 8-year-old child with an IQ of 115 scored better than 84 percent of the population of 8-year-olds.

his or her test performance deviates from the standardization-sample mean.

The IQ offers a way of finding out whether an individual is ahead, behind, or on time (average) in mental development compared with others of the same age. For example, if Timmy's score is 100, then he did better than 50 percent of his agemates. A child with an IQ of 85 did better than only 16 percent, whereas a child with an IQ of 130 outperformed 98 percent. The IQs of 96 percent of individuals fall between 70 and 130; only a few achieve higher or lower scores.

Predicting Later Performance from Infant Tests. Despite careful construction, most infant tests—including previous editions of the Bayley—predict later intelligence poorly. Infants and toddlers easily become distracted, fatigued, or bored during testing, so their scores often do not reflect their true abilities. And infant perceptual and motor items differ from the tasks given to older children, which increasingly emphasize verbal, conceptual, and problem-solving skills. In contrast, the Bayley-III Cognitive and Language Scales, which better dovetail with childhood tests, are good predictors of preschool mental test performance (Albers & Grieve, 2007). But because most infant test scores do not tap the same dimensions of intelligence assessed in older children, they are conservatively labeled **developmental quotients (DQs)** rather than IQs.

Infant tests are somewhat better at making long-term predictions for extremely low-scoring babies. Today, they are largely used for *screening*—helping to identify for further observation and intervention babies who are likely to have developmental problems.

As an alternative to infant tests, some researchers have turned to information-processing measures, such as habituation, to assess early mental progress. Their findings show that speed of habituation and recovery to novel visual stimuli are among the best available infant predictors of IQ from early childhood through early adulthood (Fagan, Holland, & Wheeler, 2007; Kavsek, 2004; McCall & Carriger, 1993). Habituation and recovery seem to be an especially effective early index of intelligence because they assess memory as well as quickness and flexibility of thinking, which underlie intelligent behavior at all ages (Colombo, 2002; Colombo et al., 2004). The consistency of these findings has prompted designers of the Bayley-III to include items that tap such cognitive skills as habituation, object permanence, and categorization.

Early Environment and Mental Development

In Chapter 2, we indicated that intelligence is a complex blend of hereditary and environmental influences. Many studies have examined the relationship of environmental factors to infant and toddler mental test scores. As we consider this evidence, you will encounter findings that highlight the role of heredity as well.

Home Environment. The **Home Observation for Measurement of the Environment (HOME)** is a checklist for gathering information about the quality of children's home lives through observation and parental interview (Caldwell & Bradley, 1994). Applying What We Know on the following page lists factors measured by HOME during the first three years. Each is positively related to toddlers' mental test performance. Regardless of SES and ethnicity, an organized, stimulating physical setting and parental affection, involvement, and encouragement of new skills repeatedly predict better language and IQ scores in toddlerhood and early childhood (Fuligni, Han, & Brooks-Gunn, 2004; Linver, Martin, & Brooks-Gunn, 2004; Tamis-LeMonda et al., 2004; Tong et al., 2007). The extent to which parents talk to infants and toddlers is particularly important. It contributes strongly to early language progress, which, in turn, predicts intelligence and academic achievement in elementary school (Hart & Risley, 1995).

Yet we must interpret these correlational findings cautiously. In all the studies, children were reared by their biological parents, with whom they share not just a common environment but also a common heredity. Parents who are genetically more intelligent may provide better experiences while also giving birth to genetically brighter children, who evoke more stimulation from

© RICK GOMEZ/CORBIS

A mother plays actively and affectionately with her baby. Parental warmth, attention, and verbal communication predict better language and IQ scores in toddlerhood and early childhood.

Applying What We Know

Features of a High-Quality Home Life: The HOME Infant–Toddler Subscales

Home Subscale	Sample Item
Emotional and verbal responsiveness of the parent	Parent caresses or kisses child at least once during observer's visit. Parent spontaneously speaks to child twice or more (excluding scolding) during observer's visit.
Parental acceptance of the child	Parent does not interfere with child's actions or restrict child's movements more than three times during observer's visit.
Organization of the physical environment	Child's play environment appears safe and free of hazards.
Provision of appropriate play materials	Parent provides toys or interesting activities for child during observer's visit.
Parental involvement with the child	Parent tends to keep child within visual range and to look at child often during observer's visit.
Opportunities for variety in daily stimulation	Child eats at least one meal per day with mother and/or father, according to parental report. Child frequently has a chance to get out of house (for example, accompanies parent on trips to grocery store).

Sources: Bradley, 1994; Bradley et al., 2001.

their parents. Research supports this hypothesis, which refers to *gene–environment correlation* (see Chapter 2, page 72) (Saudino & Plomin, 1997). But heredity does not account for the entire association between home environment and mental test scores. Family living conditions—both HOME scores and affluence of the surrounding neighborhood—continue to predict children's IQ beyond the contribution of parental IQ and education (Chase-Lansdale et al., 1997; Klebanov et al., 1998).

How can the research summarized so far help us understand Vanessa's concern about Timmy's development? Ben, the psychologist who tested Timmy, found that he scored only slightly below average. Ben talked with Vanessa about her child-rearing practices and watched her play with Timmy. A single parent who worked long hours, Vanessa had little energy for Timmy at the end of the day. Ben also noticed that Vanessa, anxious about Timmy's progress, tended to pressure him, dampening his active behavior and bombarding him with directions: "That's enough ball play. Stack these blocks."

Ben explained that when parents are intrusive in these ways, infants and toddlers are likely to be distractible, play immaturely, and do poorly on mental tests (Bono & Stifter, 2003; Stilson & Harding, 1997). He coached Vanessa in how to interact sensitively with Timmy, while also assuring her that Timmy's current performance need not forecast his future development. Warm, responsive parenting that builds on toddlers' current capacities is a much better indicator than an early mental test score of how children will do later.

Infant and Toddler Child Care. Today, more than 60 percent of U.S. mothers with a child under age 2 are employed (U.S. Census Bureau, 2012b). Child care for infants and toddlers has become common, and its quality—though not as influential as parenting—affects mental development. Research consistently shows that infants and young children exposed to poor-quality child care—whether they come from middle-class or from low-SES homes—score lower on measures of cognitive and social skills (Belsky et al., 2007b; Hausfather et al., 1997; NICHD Early Child Care Research Network, 2000b, 2001, 2003b, 2006). In contrast, good child care can reduce the negative impact of a stressed, poverty-stricken home life, and it sustains the benefits of growing up in an economically advantaged family (Lamb & Ahnert, 2006; McCartney et al., 2007; NICHD Early Child Care Research Network, 2003b).

In contrast to most European countries and to Australia and New Zealand, where child care is nationally regulated and funded to ensure its quality, reports on U.S. child care raise serious concerns. Standards are set by the individual states and vary widely. In studies of quality, only 20 to 25 percent of U.S. child-care centers and family child-care settings (in which a caregiver cares for children in her home) provided infants and toddlers with sufficiently positive, stimulating experiences to promote healthy psychological development. Most settings offered substandard care (NICHD Early Childhood Research Network, 2000a, 2004).

LOOK AND LISTEN

Ask several employed parents of infants or toddlers to describe what they sought in a child-care setting, along with challenges they faced in finding child care. Are the parents knowledgeable about the ingredients of high-quality care? ●

Unfortunately, many U.S. children from low-income families experience inadequate child care (Brooks-Gunn, 2004). But U.S. settings providing the very worst care tend to serve middle-SES families. These parents are especially likely to place their

Applying What We Know

Signs of Developmentally Appropriate Infant and Toddler Child Care

Program Characteristics	Signs of Quality
Physical setting	Indoor environment is clean, in good repair, well-lighted, and well-ventilated. Fenced outdoor play space is available. Setting does not appear overcrowded when children are present.
Toys and equipment	Play materials are appropriate for infants and toddlers and are stored on low shelves within easy reach. Cribs, highchairs, infant seats, and child-sized tables and chairs are available. Outdoor equipment includes small riding toys, swings, slide, and sandbox.
Caregiver–child ratio	In child-care centers, caregiver–child ratio is no greater than 1 to 3 for infants and 1 to 6 for toddlers. Group size (number of children in one room) is no greater than 6 infants with 2 caregivers and 12 toddlers with 2 caregivers. In family child care, caregiver is responsible for no more than 6 children; within this group, no more than 2 are infants and toddlers. Staffing is consistent, so infants and toddlers can form relationships with particular caregivers.
Daily activities	Daily schedule includes times for active play, quiet play, naps, snacks, and meals. It is flexible rather than rigid, to meet the needs of individual children. Atmosphere is warm and supportive, and children are never left unsupervised.
Interactions among adults and children	Caregivers respond promptly to infants' and toddlers' distress; hold, talk to, sing to, and read to them; and interact with them in a manner that respects the individual child's interests and tolerance for stimulation.
Caregiver qualifications	Caregiver has some training in child development, first aid, and safety.
Relationships with parents	Parents are welcome anytime. Caregivers talk frequently with parents about children's behavior and development.
Licensing and accreditation	Child-care setting, whether a center or a home, is licensed by the state. In the United States, voluntary accreditation by the National Association for the Education of Young Children *(www.naeyc.org/academy),* or the National Association for Family Child Care *(www.nafcc.org)* is evidence of an especially high-quality program.

Sources: Copple & Bredekamp, 2009.

children in for-profit centers, where quality tends to be lowest. Low-SES children more often attend publicly subsidized, nonprofit centers, which have smaller group sizes and better teacher–child ratios (Lamb & Ahnert, 2006). Still, child-care quality for low-SES children varies widely. And probably because of greater access to adult stimulation, infants and toddlers in high-quality family child care score higher than those in center care in cognitive and language development (NICHD Early Child Care Research Network, 2000b).

See Applying What We Know above for signs of high-quality care for infants and toddlers, based on standards for **developmentally appropriate practice.** These standards, devised by the U.S. National Association for the Education of Young Children, specify program characteristics that serve young children's developmental and individual needs, based on both current research and consensus among experts. Caitlin, Grace, and Timmy are fortunate to be in family child care that meets these standards.

Child care in the United States is affected by a macrosystem of individualistic values and weak government regulation and funding. Furthermore, many parents think that their children's child-care experiences are better than they really are. Unable to identify good care, they do not demand it (Helburn, 1995). In recent years, recognizing that child care is in a state of crisis, the U.S. federal government and some states have allocated additional funds to subsidize its cost, primarily for low-income families. Though far from meeting the need, this increase in resources has had a positive impact on child-care quality and accessibility (Children's Defense Fund, 2009).

© ELLEN B. SENISI PHOTOGRAPHY

High-quality child care, with a generous caregiver–child ratio, well-trained caregivers, and developmentally appropriate activities, can be especially beneficial to children from low-SES homes.

Good child care is a cost-effective means of protecting children's well-being. And much like the programs we are about to consider, it can serve as effective early intervention for children whose development is at risk.

Early Intervention for At-Risk Infants and Toddlers

Children living in poverty are likely to show gradual declines in intelligence test scores and to achieve poorly when they reach school age (Bradley et al., 2001; Gutman, Sameroff, & Cole, 2003). These problems are largely due to stressful home environments that undermine children's ability to learn and increase the likelihood that they will remain poor as adults (McLoyd, Aikens, & Burton, 2006). A variety of intervention programs have been developed to break this tragic cycle of poverty. Although most begin during the preschool years (we will discuss these in Chapter 7), a few start during infancy and continue through early childhood.

In center-based interventions, children attend an organized child-care or preschool program where they receive educational, nutritional, and health services, and their parents receive child-rearing and other social service supports. In home-based interventions, a skilled adult visits the home and works with parents, teaching them how to stimulate a very young child's development. In most programs of either type, participating children score higher than untreated controls on mental tests by age 2. The earlier intervention begins, the longer it lasts, and the greater its scope and intensity, the better participants' cognitive and academic performance is throughout childhood and adolescence (Brooks-Gunn, 2004; Ramey, Ramey, & Lanzi, 2006; Sweet & Appelbaum, 2004).

The Carolina Abecedarian Project illustrates these favorable outcomes. In the 1970s, more than 100 infants from poverty-stricken families, ranging in age from 3 weeks to 3 months, were randomly assigned to either a treatment group or a control group. Treatment infants were enrolled in full-time, year-round child care through the preschool years. There they received stimulation aimed at promoting motor, cognitive, language, and social skills and, after age 3, literacy and math concepts. Special emphasis was placed on rich, responsive adult–child verbal communication. All children received nutrition and health services; the primary difference between treatment and controls was the intensive child-care experience.

As Figure 5.9 shows, by 12 months of age, the IQs of the two groups diverged. Treatment children sustained their advantage until last tested—at age 21. In addition, throughout their school years, treatment youths achieved considerably higher scores in reading and math. These gains translated into more years of schooling completed, higher rates of college enrollment and employment in skilled jobs, and lower rates of drug use and adolescent parenthood (Campbell et al., 2001, 2002; Campbell & Ramey, 2010).

Recognition of the power of intervening as early as possible led the U.S. Congress to provide limited funding for services directed at infants and toddlers who already have serious developmental problems or who are at risk for problems because of poverty. Early Head Start, begun in 1995, currently has 1,000 sites serving about 100,000 low-income children and their families (Early Head Start National Resource Center, 2011). A recent evaluation, conducted when children reached age 3, showed that intervention led to warmer, more stimulating parenting, a reduction in harsh discipline, gains in cognitive and language development, and lessening of child aggression (Love et al., 2005; Love, Chazan-Cohen, & Raikes, 2007; Raikes et al., 2010). The strongest effects occurred at sites mixing center- and home-based services. Though not yet plentiful enough to meet the need, such programs are a promising beginning.

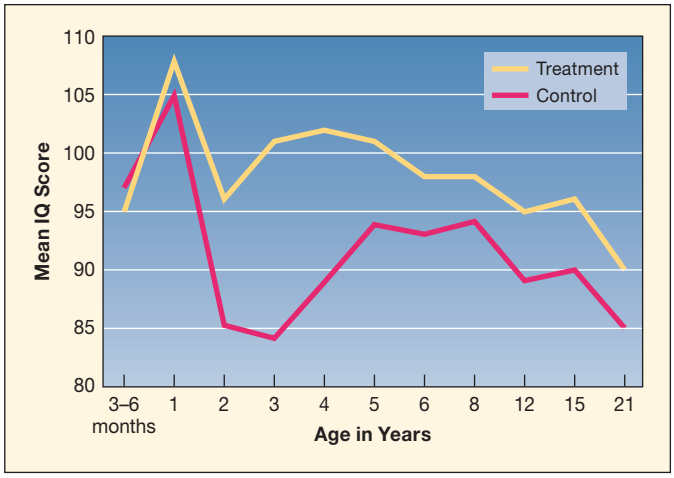

FIGURE 5.9 IQ scores of treatment and control children from infancy to 21 years in the Carolina Abecedarian Project. At 1 year, treatment children outperformed controls, an advantage consistently maintained through age 21. The IQ scores of both groups declined gradually during childhood and adolescence—a trend probably due to the damaging impact of poverty on mental development. (Adapted from Campbell et al., 2001.)

ASK YOURSELF

REVIEW What probably accounts for the finding that speed of habituation and recovery to novel visual stimuli predicts later IQ better than most infant mental test scores?

CONNECT Using what you learned about brain development in Chapter 4, explain why it is best to initiate intervention for poverty-stricken children in the first two years rather than later.

APPLY Fifteen-month-old Joey's developmental quotient (DQ) is 115. His mother wants to know exactly what this means and what she should do to support his mental development. How would you respond?

REFLECT Suppose you were seeking a child-care setting for your baby. What would you want it to be like, and why?

Language Development

Improvements in perception and cognition during infancy pave the way for an extraordinary human achievement—language. In Chapter 4, we saw that by the second half of the first year, infants make dramatic progress in distinguishing the basic sounds of their language and in segmenting the flow of speech into word and phrase units. They also start to comprehend some word meanings and, around 12 months of age, say their first word. Sometime between 1½ and 2 years, toddlers combine two words (Gleason, 2009). By age 6, children understand the meaning of about 10,000 words, speak in elaborate sentences, and are skilled conversationalists.

To appreciate this awesome task, think about the many abilities involved in your own flexible use of language. When you speak, you must select words that match the underlying concepts you want to convey. To be understood, you must pronounce words correctly. Then you must combine them into phrases and sentences using a complex set of grammatical rules. Finally, you must follow the rules of everyday conversation—take turns, make comments relevant to what your partner just said, and use an appropriate tone of voice. How do infants and toddlers make such remarkable progress in launching these skills?

Theories of Language Development

In the 1950s, researchers did not take seriously the idea that very young children might be able to figure out important properties of language. Children's regular and rapid attainment of language milestones suggested a process largely governed by maturation, inspiring the nativist perspective on language development. In recent years, new evidence has spawned the interactionist perspective, which emphasizes the joint roles of children's inner capacities and communicative experiences.

The Nativist Perspective. According to linguist Noam Chomsky's (1957) *nativist* theory, language is a unique human accomplishment, etched into the structure of the brain. Focusing on grammar, Chomsky reasoned that the rules of sentence organization are too complex to be directly taught to or discovered by even a cognitively sophisticated young child. Rather, he proposed that all children have a **language acquisition device (LAD),** an innate system that contains a *universal grammar,* or set of rules common to all languages. It enables children, no matter which language they hear, to understand and speak in a rule-oriented fashion as soon as they pick up enough words.

Are children biologically primed to acquire language? Recall from Chapter 4 that newborn babies are remarkably sensitive to speech sounds. And children everywhere reach major language milestones in a similar sequence. Also, the ability to master a grammatically complex language system seems unique to humans, as efforts to teach language to nonhuman primates—using either specially devised artificial symbol systems or sign language—have met with limited success. Even after extensive training, chimpanzees (who are closest to humans in terms of evolution) master only a basic vocabulary and short word combinations, and they produce these far less consistently than human preschoolers (Tomasello, Call, & Hare, 2003).

Furthermore, evidence that childhood is a *sensitive period* for language acquisition is consistent with Chomsky's idea of a biologically based language program. Researchers have examined the language competence of deaf adults who acquired their first language—American Sign Language (ASL), a gestural system used by the deaf—at different ages. The later learners, whose parents chose to educate them through speech and lip-reading, did not acquire spoken language because of their profound deafness. Consistent with the sensitive-period notion, those who learned ASL in adolescence or adulthood never became as proficient as those who learned in childhood (Mayberry, 2010; Newport, 1991; Singleton & Newport, 2004).

But challenges to Chomsky's theory suggest that it, too, provides only a partial account of language development. First, researchers have had great difficulty specifying Chomsky's universal grammar. Chomsky's critics doubt that one set of rules can account for the extraordinary variation in grammatical forms among the world's 5,000 to 8,000 languages (Christiansen & Chater, 2008; Evans & Levinson, 2009; Tomasello, 2005). Second, children do not acquire language as quickly as nativist theory suggests. They refine and generalize many grammatical forms gradually, engaging in much piecemeal learning and making errors along the way. As we will see in Chapter 9, complete mastery of some grammatical forms, such as the passive voice, is not achieved until well into middle childhood (Tager-Flusberg & Zukowski, 2009; Tomasello, 2006). This suggests that more experimentation and learning are involved than Chomsky assumed.

Finally, recall from Chapter 4 that for most people, language is housed largely in the left hemisphere of the cerebral cortex, consistent with Chomsky's notion of a brain prepared to process language. But our discussion also revealed that language areas in the cortex *develop* as children acquire language. Although the left hemisphere is biased for language processing, if it is injured in the early years, other regions take over (see page 126 in Chapter 4). So localization of language in the left hemisphere is not necessary for effective language use. Furthermore, brain-imaging research shows that many regions of the cerebral cortex participate in language activities to differing degrees, depending on the language skill and the individual's mastery of that skill (Shafer & Garrido-Nag, 2007).

The Interactionist Perspective. Recent ideas about language development emphasize *interactions* between inner capacities and environmental influences. One type of interactionist theory applies the information-processing perspective to language development. A second type emphasizes social interaction.

Some information-processing theorists assume that children make sense of their complex language environments by applying powerful cognitive capacities of a general kind (Bates, 2004; Elman, 2001; Munakata, 2006; Saffran, 2009). These theorists note that brain regions housing language also govern similar perceptual and cognitive abilities, such as the capacity

© LAURA DWIGHT PHOTOGRAPHY

Infants communicate from the very beginning of life, as this interchange between a mother and her 1-month-old illustrates. How will this child become a fluent speaker of her native language within just a few years? Theorists disagree sharply on answers to this question.

to analyze musical and visual patterns (Saygin et al., 2004; Saygin, Leech, & Dick, 2010).

Other theorists blend this information-processing view with Chomsky's nativist perspective. They agree that infants are amazing analyzers of speech and other information. But, they argue, these capacities probably are not sufficient to account for mastery of higher-level aspects of language, such as intricate grammatical structures (Aslin & Newport, 2009). They also point out that grammatical competence may depend more on specific brain structures than the other components of language. When 2- to 2½-year-olds and adults listened to short sentences—some grammatically correct, others with phrase-structure violations—both groups showed similarly distinct ERP brain-wave patterns for each sentence type in the left frontal and temporal lobes of the cerebral cortex (Oberecker & Friederici, 2006; Oberecker, Friedrich, & Friederici, 2005). This suggests that 2-year-olds process sentence structures using the same neural system as adults do. Furthermore, in studies of older children and adults with left-hemispheric brain damage, grammar is more impaired than other language functions (Stromswold, 2000).

Still other interactionists emphasize that children's social skills and language experiences are centrally involved in language development. In this *social-interactionist* view, an active child, well-endowed for making sense of language, strives to communicate. In doing so, she cues her caregivers to provide appropriate language experiences, which help her relate the content and structure of language to its social meanings (Bohannon & Bonvillian, 2009; Chapman, 2006).

Among social interactionists, disagreement continues over whether or not children are equipped with specialized language abilities (Lidz, 2007; Shatz, 2007; Tomasello, 2003, 2006). Nevertheless, as we chart the course of language development, we will encounter much support for their central premise—that children's social competencies and language experiences greatly affect their language progress. In reality, native endowment, cognitive-processing strategies, and social experience probably operate in different balances with respect to each aspect of language. Table 5.3 provides an overview of early language milestones that we will examine in the next few sections.

Getting Ready to Talk

Before babies say their first word, they make impressive progress toward understanding and speaking their native tongue. They listen attentively to human speech, and they make speechlike sounds. As adults, we can hardly help but respond.

TABLE 5.3 Milestones of Language Development During the First Two Years

APPROXIMATE AGE	MILESTONE
2 months	Infants coo, making pleasant vowel sounds.
4 months on	Infants observe with interest as the caregiver plays turn-taking games, such as pat-a-cake and peekaboo.
6 months on	Infants babble, adding consonants to their cooing sounds and repeating syllables. By 7 months, babbling starts to include many sounds of spoken languages. Infants begin to comprehend a few commonly heard words.
8–12 months	Infants become more accurate at establishing joint attention with the caregiver, who often verbally labels what the baby is looking at. Infants actively participate in turn-taking games, trading roles with the caregiver. Infants use preverbal gestures, such as showing and pointing, to influence others' goals and behavior and to convey information.
12 months	Babbling includes sound and intonation patterns of the child's language community. Speed and accuracy of word comprehension increase rapidly. Toddlers say their first recognizable word.
18–24 months	Spoken vocabulary expands from about 50 to 200 to 250 words. Toddlers combine two words.

Cooing and Babbling. Around 2 months, babies begin to make vowel-like noises, called **cooing** because of their pleasant "oo" quality. Gradually, consonants are added, and around 6 months, **babbling** appears, in which infants repeat consonant–vowel combinations in long strings, such as "bababababa" or "nananananana."

Babies everywhere (even those who are deaf) start babbling at about the same age and produce a similar range of early sounds. But for babbling to develop further, infants must be able to hear human speech. In hearing-impaired babies, these speech-like sounds are greatly delayed. And a deaf infant not exposed to sign language will stop babbling entirely (Oller, 2000).

As infants listen to spoken language, babbling expands to include a broader range of sounds. Around 7 months, it starts to include many sounds common in spoken languages. As caregivers respond to infant babbles, babies modify their babbling to include sound patterns like those in the adult's speech (Goldstein & Schwade, 2008). By 8 to 10 months, babbling reflects the sound and intonation patterns of children's language community, some of which are transferred to their first words (Boysson-Bardies & Vihman, 1991).

Deaf infants exposed to sign language from birth babble with their hands much as hearing infants do through speech (Petitto & Marentette, 1991). Furthermore, hearing babies of deaf, signing parents produce babblelike hand motions with the rhythmic patterns of natural sign languages (Petitto et al., 2001, 2004). This sensitivity to language rhythm—evident in both spoken and signed babbling—supports both discovery and production of meaningful language units.

Becoming a Communicator. At birth, infants are prepared for some aspects of conversational behavior. For example, newborns initiate interaction through eye contact and terminate it by looking away. By 3 to 4 months, infants start to gaze in the same general direction adults are looking—a skill that becomes more accurate at 10 to 11 months, as babies realize that others' focus offers information about their communicative intentions (to talk about an object) or other goals (to obtain an object) (Brooks & Meltzoff, 2005; Senju, Csibra, & Johnson, 2008). This **joint attention,** in which the child attends to the same object or event as the caregiver, who often labels it, contributes greatly to early language development. Infants and toddlers who frequently experience it sustain attention longer, comprehend more language, produce meaningful gestures and words earlier, and show faster vocabulary development (Brooks & Meltzoff, 2008; Carpenter, Nagell, & Tomasello, 1998; Flom & Pick, 2003; Silvén, 2001).

Between 4 and 6 months, interactions between caregivers and babies begin to include *give-and-take,* as in pat-a-cake and peekaboo games. At first, the parent starts the game and the baby is an amused observer. But even 4-month-olds are sensitive to the structure and timing of these interactions, smiling more to an organized than to a disorganized peekaboo exchange (Rochat, Querido, & Striano, 1999). By 12 months, babies participate actively, trading roles with the caregiver. In this way, they practice the turn-taking pattern of conversation, a vital context for acquiring language and communication skills. Infants' play maturity and vocalizations during games predict advanced language progress in the second year (Rome-Flanders & Cronk, 1995).

© GERI ENGBERG/THE IMAGE WORKS

This baby uses a preverbal gesture to draw his caregiver's attention to a picture. The caregiver's verbal response promotes the baby's transition to spoken language.

At the end of the first year, babies use *preverbal gestures* to direct adults' attention, to influence their behavior, and to convey helpful information (Tomasello, Carpenter, & Liszkowski, 2007). For example, Caitlin held up a toy to show it, pointed to the cupboard when she wanted a cookie, and pointed at her mother's car keys lying on the floor. Carolyn responded to these gestures and also labeled them ("That's your bear!" "You want a cookie!" "Oh, there are my keys!"). In this way, toddlers learn that using language leads to desired results. Soon toddlers integrate words with gestures, using the gesture to expand their verbal message, as in pointing to a toy while saying "give" (Capirci et al., 2005). Gradually, gestures recede, and words become dominant. But the earlier toddlers form word–gesture combinations, the faster their vocabulary growth, the sooner they produce two-word utterances at the end of the second year, and the more complex their sentences at age 3½ (Özçaliskan & Goldin-Meadow, 2005; Rowe & Goldin-Meadow, 2009).

First Words

In the second half of the first year, infants begin to understand word meanings. When 6-month-olds listened to the word "Mommy" or "Daddy" while looking at side-by-side videos of their parents, they looked longer at the video of the named parent (Tincoff & Jusczyk, 1999). First spoken words, around 1 year, build on the sensorimotor foundations Piaget described and on categories children have formed. In a study tracking the first 10 words used by several hundred U.S. and Chinese

(both Mandarin- and Cantonese-speaking) babies, important people ("Mama," "Dada"), common objects ("ball," "bread"), and sound effects ("woof-woof," "vroom") were mentioned most often. Action words ("hit," "grab," "hug") and social routines ("hi," "bye"), though also appearing in all three groups, were more often produced by Chinese than U.S. babies, and the Chinese babies also named more important people—differences we will consider shortly (Tardif et al., 2008). In their first 50 words, toddlers rarely name things that just *sit there,* like "table" or "vase."

When young children first learn words, they sometimes apply them too narrowly, an error called **underextension.** At 16 months, Caitlin used "bear" only to refer to the worn and tattered bear she carried nearly constantly. As vocabulary expands, a more common error is **overextension**—applying a word to a wider collection of objects and events than is appropriate. For example, Grace used "car" for buses, trains, trucks, and fire engines. Toddlers' overextensions reflect their sensitivity to categories (MacWhinney, 2005). They apply a new word to a group of similar experiences: "car" to wheeled objects, "open" to opening a door, peeling fruit, and untying shoelaces. This suggests that children often overextend deliberately because they have difficulty recalling or have not acquired a suitable word. And when a word is hard to pronounce, toddlers are likely to substitute a related one they can say (Bloom, 2000). As vocabulary and pronunciation improve, overextensions disappear.

Overextensions illustrate another important feature of language development: the distinction between language *production* (the words children use) and language *comprehension* (the words they understand). At all ages, comprehension develops ahead of production. A 2-year-old who refers to trucks, trains, and bikes as "car" may look at or point to these objects correctly when given their names (Naigles & Gelman, 1995). Still, the two capacities are related. The speed and accuracy of toddlers' comprehension of spoken language increase dramatically over the second year. And toddlers who are faster and more accurate in comprehension tend to show more rapid growth in words understood and produced as they approach age 2 (Fernald, Perfors, & Marchman, 2006). Quick comprehension frees space in working memory for picking up new words and for the more demanding task of using them to communicate.

The Two-Word Utterance Phase

Young toddlers add to their spoken vocabularies at a rate of one to three words per week. Gradually, the number of words learned accelerates. Because gains in word production between 18 and 24 months are so impressive (one or two words per day), many researchers concluded that toddlers undergo a *spurt in vocabulary*—a transition from a slower to a faster learning phase. But recent evidence indicates that most children show a steady increase in rate of word learning that continues through the preschool years (Ganger & Brent, 2004).

How do toddlers build their vocabularies so quickly? In the second year, they improve in ability to categorize experience, recall words, and grasp others' social cues to meaning, such as eye gaze, pointing, and handling objects (Dapretto & Bjork, 2000; Golinkoff & Hirsh-Pasek, 2006; Liszkowski, Carpenter, & Tomasello, 2007). In Chapter 7, we will consider young children's specific strategies for word learning.

Once toddlers produce 200 to 250 words, they start to combine two words: "Mommy shoe," "go car," "more cookie." These two-word utterances are called **telegraphic speech** because, like a telegram, they focus on high-content words, omitting smaller, less important ones. Children the world over use them to express an impressive variety of meanings.

Two-word speech consists largely of simple formulas ("more + *X*," "eat + *X*"), with different words inserted in the "*X*" position. Toddlers rarely make gross grammatical errors, such as saying "chair my" instead of "my chair." But their word-order regularities are usually copies of adult word pairings, as when the parent says, "How about *more sandwich?*" or "Let's see if you can *eat the berries*" (Tomasello, 2003; Tomasello & Brandt, 2009). These findings indicate that young children first acquire "concrete pieces of language" from frequent word pairings they hear. Only gradually do they generalize from those pieces to construct word-order and other grammatical rules (Tomasello, 2006). As we will see in Chapter 7, children master grammar steadily over the preschool years.

Individual and Cultural Differences

Although children typically produce their first word around their first birthday, the range is large, from 8 to 18 months—variation due to a complex blend of genetic and environmental influences. Earlier we saw that Timmy's spoken language was delayed, in part because of Vanessa's tense, directive communication with him. But Timmy is also a boy, and many studies show that girls are slightly ahead of boys in early vocabulary growth (Fenson et al., 1994; Van Hulle, Goldsmith, & Lemery, 2004). The most common explanation is girls' faster rate of physical maturation, believed to promote earlier development of the left cerebral hemisphere.

Temperament matters, too. Shy toddlers often wait until they understand a great deal before trying to speak. Once they do speak, their vocabularies increase rapidly, although they remain slightly behind their agemates (Spere et al., 2004). Temperamentally negative toddlers also acquire language more slowly because their high emotional reactivity diverts them from processing linguistic information (Salley & Dixon, 2007).

The quantity of caregiver–child conversation and richness of adults' vocabularies also play a strong role (Zimmerman et al., 2009). Commonly used words for objects appear early in toddlers' speech, and the more often their caregivers use a particular noun, the sooner young children produce it (Goodman, Dale, & Li, 2008). Mothers talk more to toddler-age girls than to boys, and parents converse less often with shy than with sociable

children (Leaper, Anderson, & Sanders, 1998; Patterson & Fisher, 2002).

Low-SES children, who receive less verbal stimulation in their homes than higher-SES children, usually have smaller vocabularies (Hoff, 2006). Limited parent–child book reading is a major factor. On average, a middle-SES child is read to for 1,000 hours between 1 and 5 years, a low-SES child for only 25 hours (Neuman, 2003). As a result, low-SES kindergartners have vocabularies only one-fourth as large as those of their higher SES agemates (Lee & Burkam, 2002). And low-income children are also behind in early literacy knowledge and later reading achievement, as we will see in Chapter 7.

Furthermore, 2-year-olds' spoken vocabularies vary substantially across languages—about 180 to 200 words for children acquiring Swedish, 250 to 300 words for children acquiring English, and 500 words for children acquiring Mandarin Chinese (Bleses et al., 2008; Tardif et al., 2009). In Swedish, a complicated system of speech sounds makes syllable and word boundaries challenging to discriminate and pronounce. In contrast, Mandarin Chinese has many short words with easy-to-pronounce initial consonants. Within Mandarin words, each syllable is given one of four distinct tones, aiding discrimination.

Young children have distinct styles of early language learning. Caitlin and Grace, like most toddlers, used a **referential style;** their vocabularies consisted mainly of words that refer to objects. A smaller number of toddlers use an **expressive style;** compared with referential children, they produce many more social formulas and pronouns ("thank you," "done," "I want it"). These styles reflect early ideas about the functions of language. Grace, for example, thought words were for naming things. In contrast, expressive-style children believe words are for talking about people's feelings and needs (Bates et al., 1994). The vocabularies of referential-style toddlers grow faster because all languages contain many more object labels than social phrases.

What accounts for a toddler's language style? Rapidly developing referential-style children often have an especially active interest in exploring objects. They also eagerly imitate their parents' frequent naming of objects (Masur & Rodemaker, 1999). Expressive-style children tend to be highly sociable, and their parents more often use verbal routines ("How are you?" "It's no trouble") that support social relationships (Goldfield, 1987).

The two language styles are also linked to culture. Nouns are particularly common in the vocabularies of English-speaking toddlers, but Chinese, Japanese, and Korean toddlers have more words for social routines. Mothers' speech in each culture reflects this difference (Choi & Gopnik, 1995; Fernald & Morikawa, 1993; Tardif, Gelman, & Xu, 1999). American mothers frequently label objects when interacting with their babies. Asian mothers, perhaps because of a cultural emphasis on the importance of group membership, teach social routines as soon as their children begin to speak.

At what point should parents be concerned if their child talks very little or not at all? If a toddler's language is greatly delayed when compared with the norms in Table 5.3 (page 175), then parents should consult the child's doctor or a speech and language therapist. Late babbling may be a sign of slow language development that can be prevented with early intervention (Fasolo, Marjorano, & D'Odorico, 2008). Some toddlers who do not follow simple directions or who, after age 2, have difficulty putting their thoughts into words may suffer from a hearing impairment or a language disorder that requires immediate treatment.

Supporting Early Language Development

Consistent with the interactionist view, a rich social environment builds on young children's natural readiness to acquire language. For a summary of how caregivers can consciously support early language development, see Applying What We Know on the following page. Caregivers also do so unconsciously—through a special style of speech.

Adults in many cultures speak to babies in **infant-directed speech (IDS),** a form of communication made up of short sentences with high-pitched, exaggerated expression, clear pronunciation, distinct pauses between speech segments, and repetition of new words in a variety of contexts ("See the *ball,*" "The *ball* bounced!") (Fernald et al., 1989; O'Neill et al., 2005). Deaf parents use a similar style of communication when signing to their deaf babies (Masataka, 1996).

© LAURA DWIGHT PHOTOGRAPHY

By using infant-directed speech, this father speaks in ways that are sensitive to his daughter's language needs and encourages her to join in. Dialogues about picture books are especially powerful sources of early language learning.

Applying What We Know

Supporting Early Language Learning

Strategy	Consequence
Respond to coos and babbles with speech sounds and words.	Encourages experimentation with sounds that can later be blended into first words. Provides experience with turn-taking pattern of human conversation.
Establish joint attention, and comment on what child sees.	Predicts earlier onset of language and faster vocabulary development.
Play social games, such as pat-a-cake and peekaboo.	Provides experience with the turn-taking pattern of human conversation.
Engage toddlers in joint make-believe play.	Promotes all aspects of conversational dialogue.
Engage toddlers in frequent conversations.	Predicts faster early language development and academic success during the school years.
Read to toddlers often, engaging them in dialogues about picture books.	Provides exposure to many aspects of language, including vocabulary, grammar, communication skills, and information about written symbols and story structures.

IDS builds on several communicative strategies we have already considered: joint attention, turn-taking, and caregivers' sensitivity to toddlers' preverbal gestures. In this example, Carolyn uses IDS with 18-month-old Caitlin:

Caitlin: "Go car."

Carolyn: "Yes, time to go in the car. Where's your jacket?"

Caitlin: *[Looks around, walks to the closet.]* "Dacket!" *[Points to her jacket.]*

Carolyn: "There's that jacket! *[She helps Caitlin into the jacket.]* On it goes! Let's zip up. *[Zips up the jacket.]* Now, say bye-bye to Grace and Timmy."

Caitlin: "Bye-bye, G-ace. Bye-bye, Te-te.

Carolyn: "Where's your bear?"

Caitlin: *[Looks around.]*

Carolyn: *[Pointing.]* "See? By the sofa." *[Caitlin gets the bear.]*

From birth on, infants prefer IDS over other adult talk, and by 5 months they are more emotionally responsive to it (Aslin, Jusczyk, & Pisoni, 1998). Parents constantly fine-tune the length and content of their utterances to fit their children's needs—adjustments that foster word learning and enable toddlers to join in (Cameron-Faulkner, Lieven, & Tomasello, 2003; Rowe, 2008). As we saw earlier, parent–toddler conversation—especially, reading and talking about picture books—strongly predicts language development and reading success during the school years.

LOOK AND LISTEN

While observing a parent and toddler playing, describe how the parent adapts his or her language to the child's needs. Did the parent use IDS? ●

Do social experiences that promote language development remind you of those that strengthen cognitive development in general? IDS and parent–child conversation create a *zone of proximal development* in which children's language expands. In contrast, impatience with and rejection of children's efforts to talk lead them to stop trying and result in immature language skills (Baumwell, Tamis-LeMonda, & Bornstein, 1997; Cabrera, Shannon, & Tamis-LeMonda, 2007). In the next chapter, we will see that sensitivity to children's needs and capacities supports their emotional and social development as well.

ASK YOURSELF

REVIEW Why is the social interactionist perspective attractive to many investigators of language development? Cite evidence that supports it.

CONNECT Cognition and language are interrelated. List examples of how cognition fosters language development. Next, list examples of how language fosters cognitive development.

APPLY Fran frequently corrects her 17-month-old son Jeremy's attempts to talk and—fearing that he won't use words—refuses to respond to his gestures. How might Fran be contributing to Jeremy's slow language progress?

REFLECT Find an opportunity to speak to an infant or toddler. Did you use IDS? What features of your speech are likely to promote early language development, and why?

SUMMARY

Piaget's Cognitive-Developmental Theory (p. 152)

According to Piaget, how do schemes change over the course of development?

- By acting on the environment, children move through four stages in which psychological structures, or **schemes,** achieve a better fit with external reality.
- Schemes change in two ways: through **adaptation,** which is made up of two complementary activities—**assimilation** and **accommodation**—and through **organization,** the internal rearrangement of schemes into a strongly interconnected cognitive system.

Describe the major cognitive achievements of the sensorimotor stage.

- In the **sensorimotor stage**, the **circular reaction** provides a means of adapting first schemes, and the newborn's reflexes gradually transform into the flexible action patterns of the older infant. Eight- to 12-month-olds develop **intentional,** or **goal-directed, behavior** and begin to understand **object permanence.**
- Between 18 and 24 months, **mental representation** is evident in sudden solutions to sensorimotor problems, mastery of object permanence problems involving invisible displacement, **deferred imitation,** and **make-believe play.**

What does follow-up research reveal about the accuracy of Piaget's sensorimotor stage?

- Many studies suggest that infants display certain understandings earlier than Piaget believed. Some awareness of object permanence, as revealed by the **violation-of-expectation method** and object-tracking research, may be evident in the first few months.
- Around the first birthday, babies attain **displaced reference,** the realization that words may stand for things not physically present. By the middle of the second year, toddlers treat realistic-looking pictures symbolically; around 2½ years, they grasp the symbolic meaning of video.
- Today, researchers believe that newborns have more built-in equipment for making sense of their world than Piaget assumed, although they disagree on how much initial understanding infants have. According to the **core knowledge perspective,** infants are born with core domains of thought that support early, rapid cognitive development. Research suggests that infants have basic physical, linguistic, psychological, and numerical knowledge.

© EDITH HELD/CORBIS

- Broad agreement exists that many cognitive changes of infancy are continuous rather than stagelike and that various aspects of cognition develop unevenly rather than in an integrated fashion.

Information Processing (p. 161)

Describe the information-processing view of cognitive development.

- Most information-processing researchers assume that we hold information in three parts of the mental system for processing: the **sensory register,** the **short-term memory store,** and **long-term memory.** The **central executive** joins with **working memory**—our "mental workspace"—to process information effectively, increasing the chances that it will transfer to our permanent knowledge base. Well-learned **automatic processes** require no space in working memory, permitting us to focus on other information while performing them.
- Gains in **executive function**—including attention, impulse control, and coordinating information in working memory—are under way in the first two years. Dramatic advances will follow in childhood and adolescence.

What changes in attention, memory, and categorization take place during the first two years?

- With age, infants attend to more aspects of the environment and take information in more quickly. In the second year, attention to novelty declines and sustained attention improves.
- Young infants are capable of **recognition** memory. By the second half of the first year, they also engage in **recall.** Both improve steadily with age.
- Infants group stimuli into increasingly complex categories, and toddlers' categorization gradually shifts from a perceptual to a conceptual basis. In the second half of the first year, infants have begun to grasp the animate–inanimate distinction, an understanding that expands during toddlerhood.

Describe contributions and limitations of the information-processing approach to our understanding of early cognitive development.

- Information-processing findings challenge Piaget's view of infants as purely sensorimotor beings who cannot mentally represent experiences. But information processing has not yet provided a broad, comprehensive theory of children's thinking.

The Social Context of Early Cognitive Development (p. 167)

How does Vygotsky's concept of the zone of proximal development expand our understanding of early cognitive development?

- Vygotsky believed that infants master tasks within the **zone of proximal development**—ones just ahead of their current capacities—through the support and guidance of more skilled partners. As early as the first year, cultural variations in social experiences affect mental strategies.

Individual Differences in Early Mental Development (p. 169)

Describe the mental testing approach and the extent to which infant tests predict later performance.

- The mental testing approach measures intellectual development in an effort to predict future performance. Scores are arrived at by

computing an **intelligence quotient (IQ),** which compares an individual's test performance with that of a **standardization** sample of same-age individuals, whose scores form a **normal distribution.**

- Infant tests consisting largely of perceptual and motor responses predict later intelligence poorly. As a result, scores on infant tests are called **developmental quotients (DQs),** rather than IQs. Speed of habituation and recovery to visual stimuli are better predictors of future performance.

Discuss environmental influences on early mental development, including home, child care, and early intervention for at-risk infants and toddlers.

- Research with the **Home Observation for Measurement of the Environment (HOME)** shows that an organized, stimulating home environment and parental encouragement, involvement, and affection repeatedly predict early mental test scores. Although the HOME–IQ relationship is partly due to heredity, family living conditions also affect mental development.

© RICK GOMEZ/CORBIS

- Infant and toddler child care is increasingly common, and its quality has a major impact on mental development. Standards for **developmentally appropriate practice** specify program characteristics that meet young children's developmental needs.
- Intensive intervention beginning in infancy and extending through early childhood can prevent the gradual declines in intelligence and the poor academic performance of many poverty-stricken children.

Language Development

(p. 174)

Describe theories of language development, and indicate how much emphasis each places on innate abilities and environmental influences.

- Chomsky's *nativist* theory regards children as naturally endowed with a **language acquisition device (LAD).** Consistent with this perspective, mastery of a complex language system is unique to humans, and childhood is a sensitive period for language acquisition.
- Recent theories view language development as resulting from interactions between inner capacities and environmental influences. Some interactionists apply the information-processing perspective to language development. Others emphasize the importance of children's social skills and language experiences.

Describe major language milestones in the first two years, individual differences, and ways adults can support early language development.

- Infants begin **cooing** at 2 months and **babbling** at about 6 months. Around 10 to 11 months, their skill at establishing **joint attention** improves, and soon they use preverbal gestures. Adults can encourage language progress by responding to infants' coos and babbles, playing turn-taking games, establishing joint attention and labeling what babies see, and responding verbally to infants' preverbal gestures.
- Around 12 months, toddlers say their first word. Young children often make errors of **underextension** and **overextension.** Once vocabulary reaches 200 to 250 words, two-word utterances called **telegraphic speech** appear. At all ages, language comprehension is ahead of production.

© GERI ENGBERG/THE IMAGE WORKS

- Girls show faster language progress than boys, and reserved, cautious toddlers may wait before trying to speak. Most toddlers use a **referential style** of language learning; their early words consist largely of names for objects. Some use an **expressive style,** in which social formulas and pronouns are common and vocabulary grows more slowly.
- Adults in many cultures speak to young children in **infant-directed speech (IDS),** a simplified form of language that is well suited to their learning needs. Parent–toddler conversation is a good predictor of early language development and reading success during the school years.

Important Terms and Concepts

accommodation (p. 152)
adaptation (p. 152)
assimilation (p. 152)
autobiographical memory (p. 164)
automatic processes (p. 162)
babbling (p. 176)
central executive (p. 162)
circular reaction (p. 153)
cooing (p. 176)
core knowledge perspective (p. 159)
deferred imitation (p. 154)
developmentally appropriate practice (p. 172)
developmental quotient (DQ) (p. 170)
displaced reference (p. 157)
executive function (p. 162)
expressive style of language learning (p. 178)
Home Observation for Measurement of the Environment (HOME) (p. 170)
infant-directed speech (IDS) (p. 178)
infantile amnesia (p. 164)
intelligence quotient (IQ) (p. 169)
intentional, or goal-directed, behavior (p. 154)
joint attention (p. 176)
language acquisition device (LAD) (p. 174)
long-term memory (p. 162)
make-believe play (p. 154)
mental representation (p. 154)
normal distribution (p. 169)
object permanence (p. 154)
organization (p. 152)
overextension (p. 177)
recall (p. 164)
recognition (p. 164)
referential style of language learning (p. 178)
scheme (p. 152)
sensorimotor stage (p. 152)
sensory register (p. 161)
short-term memory store (p. 161)
standardization (p. 169)
telegraphic speech (p. 177)
underextension (p. 177)
video deficit effect (p. 159)
violation-of-expectation method (p. 155)
working memory (p. 161)
zone of proximal development (p. 167)

chapter 6

© LAURA DWIGHT PHOTOGRAPHY

This father takes time to build a strong, affectionate bond with his infant daughter. His warmth and sensitivity engender a sense of security in the baby—a vital foundation for all aspects of early development.

Emotional and Social Development in Infancy and Toddlerhood

As Caitlin reached 8 months of age, her parents noticed that she had become more fearful. One evening, when Carolyn and David left her with a babysitter, she wailed as they headed for the door—an experience she had accepted easily a few weeks earlier. Caitlin and Timmy's caregiver Ginette also observed an increasing wariness of strangers. When she turned to go to another room, both babies dropped their play to crawl after her. At the mail carrier's knock at the door, they clung to Ginette's legs, reaching out to be picked up.

At the same time, each baby seemed more willful. Removing an object from the hand produced little response at 5 months. But at 8 months, when Timmy's mother, Vanessa, took away a table knife he had managed to reach, Timmy burst into angry screams and could not be consoled or distracted.

All Monica and Kevin knew about Grace's first year was that she had been deeply loved by her destitute, homeless mother. Separation from her, followed by a long journey to an unfamiliar home, had left Grace in shock. At first she was extremely sad, turning away when Monica or Kevin picked her up. But as Grace's new parents held her close, spoke gently, and satisfied her craving for food, Grace returned their affection. Two weeks after her arrival, her despondency gave way to a sunny, easy-going disposition. She burst into a wide grin, reached out at the sight of Monica and Kevin, and laughed at her brother Eli's funny faces. As her second birthday approached, she pointed to herself, exclaiming "Gwace!" and laid claim to treasured possessions. "Gwace's chicken!" she would announce at mealtimes, sucking the marrow from the drumstick, a practice she had brought with her from Cambodia.

© CLAIRE STOUT/ALAMY

Taken together, the children's reactions reflect two related aspects of personality development during the first two years: close ties to others and a sense of self. We begin with Erikson's psychosocial theory, which provides an overview of personality development during infancy and toddlerhood. Then, as we chart the course of emotional development, we will discover why fear and anger became more apparent in Caitlin's and Timmy's range of emotions by the end of the first year. Our attention then turns to individual

chapter outline

Erikson's Theory of Infant and Toddler Personality

Basic Trust versus Mistrust • Autonomy versus Shame and Doubt

Emotional Development

Development of Basic Emotions • Understanding and Responding to the Emotions of Others • Emergence of Self-Conscious Emotions • Beginnings of Emotional Self-Regulation

BIOLOGY AND ENVIRONMENT Parental Depression and Child Development

Temperament and Development

The Structure of Temperament • Measuring Temperament • Stability of Temperament • Genetic and Environmental Influences • Temperament and Child Rearing: The Goodness-of-Fit Model

BIOLOGY AND ENVIRONMENT Development of Shyness and Sociability

Development of Attachment

Bowlby's Ethological Theory • Measuring the Security of Attachment • Stability of Attachment • Cultural Variations • Factors That Affect Attachment Security • Multiple Attachments • Attachment and Later Development

SOCIAL ISSUES: HEALTH Does Child Care in Infancy Threaten Attachment Security and Later Adjustment?

CULTURAL INFLUENCES The Powerful Role of Paternal Warmth in Development

Self-Development

Self-Awareness • Categorizing the Self • Self-Control

differences in temperament. We will examine genetic and environmental contributions to these differences and their consequences for future development.

Next, we take up attachment to the caregiver, the child's first affectionate tie. We will see how the feelings of security that grow out of this important bond support the child's sense of independence and expanding social relationships.

Finally, we focus on early self-development. By the end of toddlerhood, Grace recognized herself in mirrors and photographs, labeled herself as a girl, and showed the beginnings of self-control. "Don't touch!" she instructed herself one day as she resisted the desire to pull a lamp cord out of its socket. Cognitive advances combine with social experiences to produce these changes during the second year.

Erikson's Theory of Infant and Toddler Personality

Our discussion of major theories in Chapter 1 revealed that the psychoanalytic perspective is no longer in the mainstream of human development research. But one of its lasting contributions is its ability to capture the essence of personality during each period of development. Recall that Sigmund Freud believed that psychological health and maladjustment could be traced to the quality of the child's relationships with parents during the early years. Although Freud's preoccupation with the channeling of biological drives and his neglect of important experiences beyond infancy and early childhood came to be heavily criticized, the basic outlines of his theory were accepted and elaborated in several subsequent theories. The most influential is Erik Erikson's *psychosocial theory,* also introduced in Chapter 1.

Basic Trust versus Mistrust

Erikson accepted Freud's emphasis on the importance of the parent–infant relationship during feeding, but he expanded and enriched Freud's view. A healthy outcome during infancy, Erikson believed, does not depend on the *amount* of food or oral stimulation offered but rather on the *quality* of caregiving: relieving discomfort promptly and sensitively, holding the infant gently, waiting patiently until the baby has had enough milk, and weaning when the infant shows less interest in breast or bottle.

Erikson recognized that no parent can be perfectly in tune with the baby's needs. Many factors affect parental responsiveness—personal happiness, current life conditions (for example, additional young children in the family), and culturally valued child-rearing practices. But when the *balance of care* is sympathetic and loving, the psychological conflict of the first year—**basic trust versus mistrust**—is resolved on the positive side. The trusting infant expects the world to be good and gratifying, so he feels confident about venturing out and exploring it. The mistrustful baby cannot count on the kindness and compassion of others, so she protects herself by withdrawing from people and things around her.

Autonomy versus Shame and Doubt

With the transition to toddlerhood, Freud viewed the parents' manner of toilet training as decisive for psychological health. In Erikson' view, toilet training is only one of many influential experiences. The familiar refrains of newly walking, talking toddlers—"No!" "Do it myself!"—reveal that they have entered a period of budding selfhood. They want to decide for themselves, not just in toileting but also in other situations. The conflict of toddlerhood, **autonomy versus shame and doubt,** is resolved favorably when parents provide young children with suitable guidance and reasonable choices. A self-confident, secure 2-year-old has parents who do not criticize or attack him when he fails at new skills—using the toilet, eating with a spoon, or putting away toys. And they meet his assertions of independence with tolerance and understanding—for example, by giving him an extra five minutes to finish his play before leaving for the grocery store. In contrast, when parents are over- or undercontrolling, the outcome is a child who feels forced and shamed and who doubts his ability to control his impulses and act competently on his own.

In sum, basic trust and autonomy grow out of warm, sensitive parenting and reasonable expectations for impulse control starting in the second year. If children emerge from the first few years without sufficient trust in caregivers and without a healthy sense of individuality, the seeds are sown for adjustment problems. Adults who have difficulty establishing intimate ties, who are overly dependent on a loved one, or who continually doubt their own ability to meet new challenges may not have fully mastered the tasks of trust and autonomy during infancy and toddlerhood.

© SYRACUSE NEWSPAPERS/S. CANNERELLI/THE IMAGE WORKS

On a visit to a science museum, a 2-year-old insists on exploring a flight simulator. As the mother supports her toddler's desire to "do it myself," she fosters a healthy sense of autonomy.

Emotional Development

TAKE A MOMENT... Observe several infants and toddlers, noting the emotions each displays, the cues you rely on to interpret the baby's emotional state, and how caregivers respond. Researchers have conducted many such observations to find out how babies convey their emotions and interpret those of others. They have discovered that emotions play powerful roles in organizing the attainments that Erikson regarded as so important: social relationships, exploration of the environment, and discovery of the self (Halle, 2003; Saarni et al., 2006).

Think back to the *dynamic systems perspective* introduced in Chapters 1 and 4. As you read about early emotional development in the sections that follow, notice how emotions are an integral part of young children's dynamic systems of action. Emotions energize development. At the same time, they are an aspect of the system that develops, becoming more varied and complex as children reorganize their behavior to attain new goals (Campos, Frankel, & Camras, 2004; Thompson, Winer, & Goodvin, 2011).

Because infants cannot describe their feelings, determining exactly which emotions they are experiencing is a challenge. Cross-cultural evidence reveals that people around the world associate photographs of different facial expressions with emotions in the same way (Ekman, 2003; Ekman & Friesen, 1972). These findings inspired researchers to analyze infants' facial patterns to determine the range of emotions they display at different ages. But to express a particular emotion, infants, children, and adults actually use diverse responses—not just facial expressions but also vocalizations and body movements—which vary with their developing capacities, goals, and contexts. Therefore, to infer babies' emotions as accurately as possible, researchers are best off attending to multiple interacting behavioral cues and seeing how they vary across situations believed to elicit different emotions (Lewis, 2000, 2008).

Development of Basic Emotions

Basic emotions—happiness, interest, surprise, fear, anger, sadness, and disgust—are universal in humans and other primates and have a long evolutionary history of promoting survival. Do infants come into the world with the ability to express basic emotions? Although signs of some emotions are present, babies' earliest emotional life consists of little more than two global arousal states: attraction to pleasant stimulation and withdrawal from unpleasant stimulation (Camras et al., 2003; Fox, 1991). Only gradually do emotions become clear, well-organized signals.

According to one view, sensitive, contingent caregiver communication, in which parents selectively mirror aspects of the baby's diffuse emotional behavior, helps infants construct emotional expressions that more closely resemble those of adults (Gergely & Watson, 1999). With age, face, voice, and posture start to form organized patterns that vary meaningfully with environmental events. For example, Caitlin typically responded to her parents' playful interaction with a joyful face, pleasant babbling, and a relaxed posture, as if to say, "This is fun!" In contrast, an unresponsive parent often evokes a sad face, fussy sounds, and a drooping body (sending the message, "I'm despondent") or an angry face, crying, and "pick-me-up" gestures (as if to say, "Change this unpleasant event!") (Weinberg & Tronick, 1994; Yale et al., 1999). Gradually, emotional expressions become well-organized and specific—and therefore provide more precise information about the baby's internal state.

Four basic emotions—happiness, anger, sadness, and fear—have received the most research attention. Let's see how they develop.

Happiness. Happiness—expressed first in blissful smiles and later through exuberant laughter—contributes to many aspects of development. When infants achieve new skills, they smile and laugh, displaying delight in motor and cognitive mastery. As the smile encourages caregivers to be affectionate and stimulating, the baby smiles even more (Aksan & Kochanska, 2004). Happiness binds parent and baby into a warm, supportive relationship that fosters the infant's developing competencies.

During the early weeks, newborn babies smile when full, during REM sleep, and in response to gentle touches and sounds, such as stroking of the skin, rocking, and the mother's soft, high-pitched voice. By the end of the first month, infants smile at dynamic, eye-catching sights, such as a bright object jumping suddenly across their field of vision. Between 6 and 10 weeks, the parent's communication evokes a broad grin called the **social smile** (Lavelli & Fogel, 2005; Sroufe & Waters, 1976). These changes parallel the development of infant perceptual capacities—in particular, sensitivity to visual patterns, including the human face (see Chapter 4). And social smiling becomes better-organized and stable as babies learn to use it to evoke and sustain pleasurable face-to-face interaction.

Laughter, which appears around 3 to 4 months, reflects faster processing of information than smiling. But, as with smiling, the first laughs occur in response to very active stimuli, such as the parent saying playfully, "I'm gonna get you!" and kissing the baby's tummy. As infants understand more about their world, they laugh at events with subtler elements of surprise, such as a silent game of peekaboo (Sroufe & Wunsch, 1972).

Around the middle of the first year, infants smile and laugh more when interacting with familiar people, a preference that strengthens the parent–child bond. Between 8 and 10 months, infants more often interrupt their play with an interesting toy to relay their delight to an attentive adult (Venezia et al., 2004). And like adults, 10- to 12-month-olds have several smiles, which vary with context—a broad, "cheek-raised" smile in response to a parent's greeting; a reserved, muted smile for a friendly stranger; and a "mouth-open" smile during stimulating play (Bolzani et al., 2002; Messinger & Fogel, 2007). By the end of the first year, the smile has become a deliberate social signal.

Anger and Sadness. Newborn babies respond with generalized distress to a variety of unpleasant experiences, including hunger, painful medical procedures, changes in body temperature, and too much or too little stimulation. From 4 to 6 months

Biology and Environment

Parental Depression and Child Development

About 8 to 10 percent of women experience chronic depression—mild to severe feelings of sadness, distress, and withdrawal that continue for months or years. Often, the beginnings of this emotional state cannot be pinpointed. In other instances, depression emerges or strengthens after childbirth but fails to subside as the new mother adjusts to hormonal changes in her body and gains confidence in caring for her baby. This is called *postpartum depression*.

Although it is less recognized and studied, fathers, too, experience chronic depression. About 3 to 5 percent of fathers report symptoms after the birth of a child (Madsen & Juhl, 2007; Thombs, Roseman, & Arthurs, 2010). Parental depression can interfere with effective parenting and seriously impair children's development. Genetic makeup increases the risk of depressive illness, but social and cultural factors are also involved.

Maternal Depression

During Julia's pregnancy, her husband, Kyle, showed so little interest in the baby that Julia worried that having a child might be a mistake. Then, shortly after Lucy was born, Julia's mood plunged. She felt anxious and weepy, overwhelmed by Lucy's needs, and angry at loss of control over her own schedule. When Julia approached Kyle about her own fatigue and his unwillingness to help with the baby, he snapped that she was overreacting. Julia's childless friends stopped by just once to see Lucy but did not call again.

Julia's depressed mood quickly affected her baby. In the weeks after birth, infants of depressed mothers sleep poorly, are less attentive to their surroundings, and have elevated levels of the stress hormone cortisol (Field, 1998). The more extreme the depression and the greater the number of stressors in a mother's life (such as marital discord, little or no social support, and poverty), the more the parent–child relationship suffers (Simpson et al., 2003). Julia rarely smiled at, comforted, or talked to Lucy, who responded to her mother's sad, vacant gaze by turning away, crying, and often looking sad or angry herself (Feldman et al., 2009; Field, 2011). Julia, in turn, felt guilty and inadequate, and her depression deepened. By age 6 months, Lucy showed symptoms common in babies of depressed mothers—delays in motor and mental development, an irritable mood, and attachment difficulties (Cornish et al., 2005; McMahon et al., 2006).

When maternal depression persists, the parent–child relationship worsens. Depressed mothers view their infants more negatively than independent observers do (Forman et al., 2007). And they use inconsistent discipline—sometimes lax, at other times too forceful. As we will see in later chapters, children who experience these maladaptive parenting practices often have serious adjustment problems. Some withdraw into a depressed mood themselves; others become impulsive and aggressive. In one study, infants born to mothers who were depressed during pregnancy were four times as likely as babies of nondepressed mothers to have engaged in violent antisocial behavior (such as fighting, bullying, assault with a weapon,

into the second year, angry expressions increase in frequency and intensity (Braungart-Rieker, Hill-Soderlund, & Karrass, 2010). Older infants also react with anger in a wider range of situations—when an interesting object or event is removed, an expected pleasant event does not occur, their arms are restrained, the caregiver leaves for a brief time, or they are put down for a nap (Camras et al., 1992; Stenberg & Campos, 1990; Sullivan & Lewis, 2003).

Why do angry reactions increase with age? As infants become capable of intentional behavior (see Chapter 5), they want to control their own actions and the effects they produce. They are also more persistent about obtaining desired objects (Mascolo & Fischer, 2007). Furthermore, older infants are better at identifying who caused them pain or removed a toy. The rise in anger is also adaptive. New motor capacities enable an angry infant to defend herself or overcome an obstacle (Izard & Ackerman, 2000). Finally, anger motivates caregivers to relieve the baby's distress and, in the case of separation, may discourage them from leaving again soon.

Although expressions of sadness also occur in response to pain, removal of an object, and brief separations, they are less frequent than anger (Alessandri, Sullivan, & Lewis, 1990). But when caregiver–infant communication is seriously disrupted, infant sadness is common—a condition that impairs all aspects of development (see the Biology and Environment box above).

Fear. Like anger, fear rises from the second half of the first year into the second year (Braungart-Rieker, Hill-Soderland, & Karrass, 2010). Older infants hesitate before playing with a new toy, and newly crawling infants soon back away from heights (see Chapter 4). But the most frequent expression of fear is to unfamiliar adults, a response called **stranger anxiety.** Many infants and toddlers are quite wary of strangers, although the reaction does not always occur. It depends on several factors: temperament (some babies are generally more fearful), past experiences with strangers, and the current situation. When an unfamiliar adult picks up the infant in a new setting, stranger anxiety is likely. But if the adult sits still while the baby moves around and a parent is nearby, infants often show positive and curious behavior (Horner, 1980). The stranger's style of interaction—expressing warmth, holding out an attractive toy, playing a familiar game, and approaching slowly rather than abruptly—reduces the baby's fear.

and extreme bodily harm) by age 16, after other stressors in the mother's life that could contribute to youth antisocial conduct had been controlled (Hay et al., 2010).

Paternal Depression

Paternal depression is also linked to dissatisfaction with marriage and family life after childbirth and to other life stressors, including job loss and divorce (Bielawska-Batorowicz & Kossakowska-Petrycka, 2006). In a study of a large representative sample of British parents and babies, researchers assessed depressive symptoms of fathers shortly after birth and again the following year. Then they tracked the children's development into the preschool years. Persistent paternal depression was, like maternal depression, a strong predictor of child behavior problems—especially overactivity, defiance, and aggression in boys (Ramchandani et al., 2008).

Paternal depression is linked to frequent father–child conflict as children grow older (Kane & Garber, 2004). Over time, children subjected to parental negativity develop a pessimistic world view—one in which they lack self-confidence and perceive their parents and other people as threatening. Children who constantly feel endangered are especially likely to become overly aroused in stressful situations, easily losing control in the face of cognitive and social challenges (Sturge-Apple et al., 2008). Although children of depressed parents may inherit a tendency toward emotional and behavior problems, quality of parenting is a major factor in their adjustment.

Interventions

Early treatment is vital to prevent parental depression from interfering with the parent–child relationship. Julia's doctor referred her to a therapist, who helped Julia and Kyle with their marital problems. At times, antidepressant medication is prescribed.

In addition to alleviating parental depression, therapy that encourages depressed mothers to revise their negative views of their babies and to engage in emotionally positive, responsive caregiving is vital for reducing young children's attachment and other developmental problems (Forman et al., 2007). When a depressed parent does not respond easily to treatment, a warm relationship with the other parent or another caregiver can safeguard children's development (Mezulis, Hyde, & Clark, 2004).

© CATCHLIGHT VISUAL SERVICES/ALAMY

This father appears completely disengaged from his wife and toddler. If his depression continues, disruptions in the parent–child relationship will likely lead to serious child behavior problems.

Cross-cultural research reveals that infant-rearing practices can modify stranger anxiety. Among the Efe hunters and gatherers of the Republic of Congo, where the maternal death rate is high, infant survival is safeguarded by a collective caregiving system in which, starting at birth, Efe babies are passed from one adult to another. Consequently, Efe infants show little stranger anxiety (Tronick, Morelli, & Ivey, 1992). In contrast, among infants in Israeli kibbutzim (cooperative agricultural settlements), who live in isolated communities vulnerable to terrorist attacks, wariness of strangers is widespread. By the end of the first year, when infants look to others for cues about how to respond emotionally, kibbutz babies display greater stranger anxiety than their city-reared counterparts (Saarni et al., 2006).

© ELLEN B. SENISI PHOTOGRAPHY

Stranger anxiety appears in many infants after 6 months of age. But this baby, safe in his mother's arms, also expresses curiosity, reaching out warily toward an unfamiliar adult who eases his fear by smiling and approaching slowly.

LOOK AND LISTEN

While observing an 8- to 18-month-old with his or her parent, gently approach the baby, offering a toy. Does the baby respond with stranger anxiety? To better understand the baby's behavior, ask the parent to describe his or her temperament and past experiences with strangers. ●

The rise in fear after age 6 months keeps newly mobile babies' enthusiasm for exploration in check. Once wariness develops, babies use the familiar caregiver as a **secure base,** or

point from which to explore, venturing into the environment and then returning for emotional support. As part of this adaptive system, encounters with strangers lead to two conflicting tendencies: approach (indicated by interest and friendliness) and avoidance (indicated by fear). The infant's behavior is a balance between the two.

Eventually, as cognitive development enables toddlers to discriminate more effectively between threatening and nonthreatening people and situations, stranger anxiety and other fears of the first two years decline. Fear also wanes as toddlers acquire more strategies for coping with it, as you will see when we discuss emotional self-regulation.

Understanding and Responding to the Emotions of Others

Infants' emotional expressions are closely tied to their ability to interpret the emotional cues of others. We have seen that in the first few months, babies match the feeling tone of the caregiver in face-to-face communication. Some researchers claim that infants respond in kind to others' emotions through a built-in, automatic process of *emotional contagion* (Stern, 1985). Others, however, believe that infants acquire these emotional contingencies through operant conditioning—for example, learning that a smile generally triggers pleasurable feedback and that distress prompts a comforting response (Saarni et al., 2006).

Around 3 to 4 months, infants can match the emotion in a voice with the appropriate face of a speaking person, and they become sensitive to the structure and timing of face-to-face interactions. When they gaze, smile, or vocalize, they now expect their social partner to respond in kind, and they reply with positive vocal and emotional reactions (Markova & Legerstee, 2006; Rochat, Striano, & Blatt, 2002). Within these exchanges, babies become increasingly aware of the range of emotional expressions (Montague & Walker-Andrews, 2001). Recall from Chapter 4 (see page 136) that out of this early imitative communication, infants start to view others as "like me"—an awareness believed to lay the foundation for understanding others' thoughts and feelings (Meltzoff, 2007).

From 5 months on, infants perceive facial expressions as organized patterns (see Chapter 4). Responding to emotional expressions as organized wholes suggests that these signals are becoming meaningful to babies. As skill at establishing joint attention improves, infants realize that an emotional expression not only has meaning but is also a meaningful reaction to a specific object or event (Moses et al., 2001; Tomasello, 1999).

Once these understandings are in place, beginning at 8 to 10 months, infants engage in **social referencing**—actively seeking emotional information from a trusted person in an uncertain situation (Mumme et al., 2007). Many studies show that the caregiver's emotional expression (happy, angry, or fearful) influences whether a 1-year-old will be wary of strangers, play with an unfamiliar toy, or cross the deep side of the visual cliff (see page 143) (de Rosnay et al., 2006; Stenberg, 2003; Striano & Rochat, 2000). The caregiver's voice—either alone or combined with a facial expression—is more effective than a facial expression alone (Kim, Walden, & Knieps, 2010; Vaish & Striano, 2004). The voice conveys both emotional and verbal information, and the baby need not turn toward the adult but, instead, can focus on evaluating the novel event.

Parents can take advantage of social referencing to teach their baby how to react to many everyday events. And around the middle of the second year, as toddlers begin to appreciate that others' emotional reactions may differ from their own, social referencing allows them to compare their own and others' assessments of events. In one study, an adult showed 14- and 18-month-olds broccoli and crackers and acted delighted with one food but disgusted with the other. When asked to share the food, 18-month-olds gave the adult whichever food she appeared to like, regardless of their own preferences (Repacholi & Gopnik, 1997).

In sum, in social referencing, toddlers move beyond simply reacting to others' emotional messages. They use those signals to evaluate the safety and security of their surroundings, to guide their own actions, and to gather information about others' intentions and preferences. These experiences, along with cognitive and language development, probably help toddlers refine the meanings of emotions—for example, happiness versus surprise, anger versus fear—during the second year (Gendler, Witherington, & Edwards, 2008; Saarni et al., 2006).

Emergence of Self-Conscious Emotions

Besides basic emotions, humans are capable of a second, higher-order set of feelings, including guilt, shame, embarrassment, envy, and pride. These are called **self-conscious emotions** because each involves injury to or enhancement of our sense of self. We feel guilt when we have harmed someone and want to correct the wrongdoing. When we are ashamed or embarrassed, we have negative feelings about our behavior, and we want to retreat so others will no longer notice our failings. In contrast, pride reflects delight in the self's achievements, and we are inclined to tell others what we have accomplished and to take on further challenges (Saarni et al., 2006).

Self-conscious emotions appear in the middle of the second year, as 18- to 24-month-olds become firmly aware of the self as a separate, unique individual. Toddlers show shame and embarrassment by lowering their eyes, hanging their heads, and hiding their faces with their hands. They show guiltlike reactions, too, like the 22-month-old who returned a toy she had grabbed and patted her upset playmate. Pride also emerges around this time, and envy by age 3 (Barrett, 2005; Garner, 2003; Lewis et al., 1989).

Besides self-awareness, self-conscious emotions require an additional ingredient: adult instruction in *when* to feel proud, ashamed, or guilty. Parents begin this tutoring early when they say, "Look how far you can throw that ball!" or "You should feel ashamed for grabbing that toy!" Self-conscious emotions play important roles in children's achievement-related and moral behaviors. The situations in which adults encourage these feelings vary from culture to culture. In Western individualistic nations, most children are taught to feel pride in personal

© LAURA DWIGHT PHOTOGRAPHY

A mother praises her 2-year-old's success at tower-building. To experience self-conscious emotions, such as pride, young children need self-awareness as well as adult instruction.

achievement—throwing a ball the farthest, winning a game, and (later on) getting good grades. In collectivist cultures such as China and Japan, calling attention to individual success evokes embarrassment and self-effacement. And violating cultural standards by failing to show concern for others—a parent, a teacher, or an employer—sparks intense shame (Akimoto & Sanbonmatsu, 1999; Lewis, 1992).

Beginnings of Emotional Self-Regulation

Besides expressing a wider range of emotions, infants and toddlers begin to manage their emotional experiences. **Emotional self-regulation** refers to the strategies we use to adjust our emotional state to a comfortable level of intensity so we can accomplish our goals (Eisenberg & Spinrad, 2004; Thompson & Goodvin, 2007). When you remind yourself that an anxiety-provoking event will be over soon, suppress your anger at a friend's behavior, or decide not to see a scary horror film, you are engaging in emotional self-regulation.

Emotional self-regulation requires voluntary, effortful management of emotions. This capacity for *effortful control* improves gradually, as a result of development of the prefrontal cortex and the assistance of caregivers, who help children manage intense emotion and teach them strategies for doing so (Fox & Calkins, 2003; Rothbart, Posner, & Kieras, 2006). Individual differences in control of emotion are evident in infancy and, by early childhood, play such a vital role in children's adjustment that—as we will see later—effortful control is considered a major dimension of temperament. A good start in regulating emotion during the first two years contributes greatly to autonomy and mastery of cognitive and social skills (Eisenberg et al., 2004; Lawson & Ruff, 2004).

In the early months, infants have only a limited capacity to regulate their emotional states. When their feelings get too intense, they are easily overwhelmed. They depend on the soothing interventions of caregivers—being lifted to the shoulder, rocked, gently stroked, and talked to softly—for distraction and reorienting of attention.

More effective functioning of the prefrontal cortex increases the baby's tolerance for stimulation. Between 2 and 4 months, caregivers build on this capacity by initiating face-to-face play and attention to objects. In these interactions, parents arouse pleasure in the baby while adjusting the pace of their behavior so the infant does not become overwhelmed and distressed. As a result, the baby's tolerance for stimulation increases further (Kopp & Neufeld, 2003).

By 4 to 6 months, the ability to shift attention helps infants control emotion. Babies who more readily turn away from unpleasant events or engage in self-soothing are less prone to distress (Crockenberg & Leerkes, 2003). At the end of the first year, crawling and walking enable infants to regulate emotion more effectively by approaching or retreating from various situations.

Infants whose parents "read" and respond contingently and sympathetically to their emotional cues tend to be less fussy and fearful, to express more pleasurable emotion, to be more interested in exploration, and to be easier to soothe (Braungart-Rieker, Hill-Soderlund, & Karrass, 2010; Crockenberg & Leerkes, 2004; Volling et al., 2002). In contrast, parents who respond impatiently or angrily or who wait to intervene until the infant has become extremely agitated reinforce the baby's rapid rise to intense distress. When caregivers fail to regulate stressful experiences for babies, brain structures that buffer stress may not develop properly, resulting in an anxious, reactive child who has a reduced capacity for managing emotional problems (Blair & Raver, 2012; Feldman, 2007).

Caregivers also provide lessons in socially approved ways of expressing feelings. As early as the first few months, parents encourage infants to suppress negative emotion by imitating their expressions of interest, happiness, and surprise more often than their expressions of anger and sadness. Boys get more of this training than girls, in part because boys have a harder time regulating negative emotion (Else-Quest et al., 2006; Malatesta et al., 1986). As a result, the well-known sex difference—females as emotionally expressive and males as emotionally controlled—is promoted at a tender age. Collectivist cultures place particular emphasis on socially appropriate emotional behavior. Compared with Americans, Japanese and Chinese adults discourage the expression of strong emotion in babies (Fogel, 1993; Kuchner, 1989). By the end of the first year, Chinese and Japanese infants smile and cry less than American infants (Camras et al., 1998; Gartstein et al., 2010).

Toward the end of the second year, a vocabulary for talking about feelings—"happy," "surprised," "scary," "yucky," "mad"—develops rapidly, but toddlers are not yet good at using language to manage their emotions. Temper tantrums tend to occur when an adult rejects their demands, particularly when toddlers are fatigued or hungry (Mascolo & Fischer, 2007). Toddlers whose parents are emotionally sympathetic but set

limits (by not giving in to tantrums), who distract the child by offering acceptable alternatives, and who later suggest better ways to handle adult refusals display more effective anger-regulation strategies and social skills during the preschool years (Lecuyer & Houck, 2006).

Patient, sensitive parents also encourage toddlers to describe their internal states. Then, when 2-year-olds feel distressed, they can guide caregivers in helping them (Cole, Armstrong, & Pemberton, 2010). For example, while listening to a story about monsters, Grace whimpered, "Mommy, scary." Monica put the book down and gave Grace a comforting hug.

ASK YOURSELF

REVIEW Why do many infants show stranger anxiety in the second half of the first year? What factors can increase or decrease wariness of strangers?

CONNECT Why do children of depressed parents have difficulty regulating emotion (see pages 186–187)? What implications do their weak self-regulatory skills have for their response to cognitive and social challenges?

APPLY At age 14 months, Reggie built a block tower and gleefully knocked it down. But at age 2, he called to his mother and pointed proudly to his tall block tower. What explains this change in Reggie's emotional behavior?

REFLECT Describe several recent instances illustrating how you typically manage negative emotion. How might your early experiences, gender, and cultural background have influenced your style of emotional self-regulation?

Temperament and Development

From early infancy, Caitlin's sociability was unmistakable. She smiled and laughed while interacting with adults and, in her second year, readily approached other children. Meanwhile, Monica marveled at Grace's calm, relaxed disposition. At 19 months, she sat contented in a highchair through a two-hour family celebration at a restaurant. In contrast, Timmy was active and distractible. Vanessa found herself chasing him as he dropped one toy, moved on to the next, and climbed on chairs and tables.

When we describe one person as cheerful and "upbeat," another as active and energetic, and still others as calm, cautious, persistent, or prone to angry outbursts, we are referring to **temperament**—early-appearing, stable individual differences in reactivity and self-regulation. *Reactivity* refers to quickness and intensity of emotional arousal, attention, and motor activity. *Self-regulation,* as we have seen, refers to strategies that modify that reactivity (Rothbart & Bates, 2006). The psychological traits that make up temperament are believed to form the cornerstone of the adult personality.

In 1956, Alexander Thomas and Stella Chess initiated the New York Longitudinal Study, a groundbreaking investigation of the development of temperament that followed 141 children from early infancy well into adulthood. Results showed that temperament can increase a child's chances of experiencing psychological problems or, alternatively, protect a child from the negative effects of a highly stressful home life. At the same time, Thomas and Chess (1977) discovered that parenting practices can modify children's temperaments considerably.

These findings stimulated a growing body of research on temperament, including its stability, biological roots, and interaction with child-rearing experiences. Let's begin to explore these issues by looking at the structure, or makeup, of temperament and how it is measured.

The Structure of Temperament

Thomas and Chess's model of temperament inspired all others that followed. When detailed descriptions of infants' and children's behavior obtained from parent interviews were rated on nine dimensions of temperament, certain characteristics clustered together, yielding three types of children:

- The **easy child** (40 percent of the sample) quickly establishes regular routines in infancy, is generally cheerful, and adapts easily to new experiences.
- The **difficult child** (10 percent of the sample) is irregular in daily routines, is slow to accept new experiences, and tends to react negatively and intensely.
- The **slow-to-warm-up child** (15 percent of the sample) is inactive, shows mild, low-key reactions to environmental stimuli, is negative in mood, and adjusts slowly to new experiences.

Note that 35 percent of the children did not fit any of these categories. Instead, they showed unique blends of temperamental characteristics.

The difficult pattern has sparked the most interest because it places children at high risk for adjustment problems—both anxious withdrawal and aggressive behavior in early and middle childhood (Bates, Wachs, & Emde, 1994; Ramos et al., 2005; Thomas, Chess, & Birch, 1968). Compared with difficult children, slow-to-warm-up children present fewer problems in the early years. However, they tend to show excessive fearfulness and slow, constricted behavior in the late preschool and school years, when they are expected to respond actively and quickly in classrooms and peer groups (Chess & Thomas, 1984; Schmitz et al., 1999).

Today, the most influential model of temperament is Mary Rothbart's, described in Table 6.1. It combines related traits proposed by Thomas and Chess and other researchers, yielding a concise list of just six dimensions. For example, "distractibility" and "attention span and persistence" are considered opposite ends of the same dimension, which is labeled "attention span/persistence." A unique feature of Rothbart's model is inclusion of both "fearful distress" and "irritable distress," which distinguish between reactivity triggered by fear and reactivity due to frustration. And the model deletes overly broad dimensions, such as

TABLE 6.1 Rothbart's Model of Temperament

DIMENSION	DESCRIPTION
REACTIVITY	
Activity level	Level of gross-motor activity
Attention span/persistence	Duration of orienting or interest
Fearful distress	Wariness and distress in response to intense or novel stimuli, including time to adjust to new situations
Irritable distress	Extent of fussing, crying, and distress when desires are frustrated
Positive affect	Frequency of expression of happiness and pleasure
SELF-REGULATION	
Effortful control	Capacity to voluntarily suppress a dominant, reactive response in order to plan and execute a more adaptive response

regularity of body functions and intensity of reaction (Rothbart, Ahadi, & Evans, 2000; Rothbart & Mauro, 1990). A child who is regular in sleeping is not necessarily regular in eating or bowel habits. And a child who smiles and laughs intensely is not necessarily intense in fear, irritability, or motor activity.

Rothbart's dimensions represent the three underlying components included in the definition of temperament: (1) *emotion* ("fearful distress," "irritable distress," "positive affect," and "soothability"), (2) *attention* ("attention span/persistence"), and (3) *action* ("activity level"). According to Rothbart, individuals differ not only in their reactivity on each dimension but also in the self-regulatory dimension of temperament, **effortful control**—the capacity to voluntarily suppress a dominant response in order to plan and execute a more adaptive response (Rothbart, 2003; Rothbart & Bates, 2006). Variations in effortful control are evident in how effectively a child can focus and shift attention, inhibit impulses, and manage negative emotion.

Beginning in early childhood, effortful control predicts favorable development and adjustment in cultures as diverse as China and the United States (Zhou, Lengua, & Wang, 2009). Positive outcomes include persistence, task mastery, academic achievement, cooperation, moral maturity (such as concern about wrongdoing and willingness to apologize), and positive social behaviors of sharing and helpfulness (Eisenberg, 2010; Harris et al., 2007; Kochanska & Aksan, 2006; Posner & Rothbart, 2007; Valiente et al., 2010). Effortful control is also associated with children's resistance to stress (David & Murphy, 2007). Perhaps children high in effortful control are better able to shift attention away from disturbing events and their own anxiety to more positive features of their social environments.

TAKE A MOMENT... Turn back to page 162 in Chapter 5 to review the concept of executive function, and note its resemblance to effortful control. These converging concepts, which are associated with similar positive outcomes, reveal that the same mental activities lead to effective regulation in both the cognitive and emotional/social domains.

Measuring Temperament

Temperament is often assessed through interviews or questionnaires given to parents. Behavior ratings by pediatricians, teachers, and others familiar with the child and laboratory observations by researchers have also been used. Parental reports are convenient and take advantage of parents' depth of knowledge about their child across many situations (Gartstein & Rothbart, 2003). Although information from parents has been criticized as biased, parental reports are moderately related to researchers' observations of children's behavior (Majdandžić & van den Boom, 2007; Mangelsdorf, Schoppe, & Buur, 2000). And parent perceptions are useful for understanding how parents view and respond to their child.

Observations by researchers in the home or laboratory avoid the subjectivity of parental reports but can lead to other inaccuracies. In homes, observers find it hard to capture rare but important events, such as infants' response to frustration. And in the unfamiliar lab setting, fearful children who calmly avoid certain experiences at home may become too upset to complete the session (Wachs & Bates, 2001). Still, researchers can better control children's experiences in the lab. And they can conveniently combine observations of behavior with physiological measures to gain insight into the biological bases of temperament.

Most neurobiological research has focused on children who fall at opposite extremes of the positive-affect and fearful-distress dimensions of temperament: **inhibited,** or **shy, children,** who react negatively to and withdraw from novel stimuli, and **uninhibited,** or **sociable, children,** who display positive emotion to and approach novel stimuli. As the Biology and Environment box on page 192 reveals, biologically based reactivity—evident in heart rate, hormone levels, and measures of brain activity—differentiates children with inhibited and uninhibited temperaments.

Stability of Temperament

Young children who score low or high on attention span, irritability, sociability, shyness, or effortful control tend to respond similarly when assessed again several months to a few years later and, occasionally, even into the adult years (Caspi et al., 2003; Kochanska & Knaack, 2003; Majdandžić & van den Boom, 2007; Rothbart, Ahadi, & Evans, 2000; van den Akker et al., 2010). However, the overall stability of temperament is low in infancy and toddlerhood and only moderate from the preschool years on (Putnam, Samson, & Rothbart, 2000).

Why isn't temperament more stable? A major reason is that temperament itself develops with age. To illustrate, let's look at irritability and activity level. Recall from Chapter 3 that most babies fuss and cry in the early months. As infants better regulate their attention and emotions, many who initially seemed irritable become calm and content. In the case of activity level, the meaning of the behavior changes. At first, an active, wriggling

Biology and Environment

Development of Shyness and Sociability

Two 4-month-old babies, Larry and Mitch, visited the laboratory of Jerome Kagan, who observed their reactions to various unfamiliar experiences. When exposed to new sights and sounds, such as a moving mobile decorated with colorful toys, Larry tensed his muscles, moved his arms and legs with agitation, and began to cry. In contrast, Mitch remained relaxed and quiet, smiling and cooing.

As toddlers, Larry and Mitch returned to the laboratory, where they experienced several procedures designed to induce uncertainty. Electrodes were placed on their bodies and blood pressure cuffs on their arms to measure heart rate; toy robots, animals, and puppets moved before their eyes; and unfamiliar people behaved in unexpected ways or wore novel costumes. While Larry whimpered and quickly withdrew, Mitch watched with interest, laughed, and approached the toys and strangers.

On a third visit, at age 4½, Larry barely talked or smiled during an interview with an unfamiliar adult. In contrast, Mitch asked questions and communicated his pleasure at each new activity. In a playroom with two unfamiliar peers, Larry pulled back and watched, while Mitch quickly made friends.

In longitudinal research on several hundred children, Kagan found that about 20 percent of 4-month-old babies were, like Larry, easily upset by novelty; 40 percent, like Mitch, were comfortable, even delighted, with new experiences. About 20 to 30 percent of these groups retained their temperamental styles as they grew older (Kagan, 2003; Kagan & Saudino, 2001; Kagan et al., 2007). But most children's dispositions became less extreme over time. Biological makeup and child-rearing experiences jointly influenced stability and change in temperament.

Neurobiological Correlates of Shyness and Sociability

Individual differences in arousal of the *amygdala,* an inner brain structure devoted to processing emotional information, contribute to these contrasting temperaments. In shy, inhibited children, novel stimuli easily excite the amygdala and its connections to the prefrontal cortex and the sympathetic nervous system, which prepares the body to act in the face of threat. In sociable, uninhibited children, the same level of stimulation evokes minimal neural excitation (Kagan & Fox, 2006). While viewing photos of unfamiliar faces, adults who had been classified as inhibited in the second year of life showed greater fMRI activity in the amygdala than adults who had been uninhibited as toddlers (Schwartz et al., 2003). And additional neurobiological responses known to be mediated by the amygdala distinguish these two emotional styles:

- *Heart rate.* From the first few weeks of life, the heart rates of shy children are consistently higher than those of sociable children, and they speed up further in response to unfamiliar events (Schmidt et al., 2007; Snidman et al., 1995).
- *Cortisol.* Saliva concentrations of the stress hormone cortisol tend to be higher, and to rise more in response to a stressful event, in shy than in sociable children (Schmidt et al., 1997, 1999; Zimmermann & Stansbury, 2004).
- *Pupil dilation, blood pressure, and skin surface temperature.* Compared with sociable children, shy children show greater pupil dilation, rise in blood pressure, and cooling of the fingertips when faced with novelty (Kagan et al., 1999, 2007).

Furthermore, shy infants and preschoolers show greater EEG activity in the right than in the left frontal lobe of the cerebral cortex, which is associated with negative emotional reactivity; sociable children show the opposite pattern (Fox et al., 2008; Kagan et al., 2007). Neural activity in the amygdala, which is transmitted to the frontal lobes, probably contributes to these differences.

Child-Rearing Practices

According to Kagan, extremely shy or sociable children inherit a physiology that biases them toward a particular temperamental style. Yet heritability research indicates that genes contribute only modestly to shyness and sociability (Kagan & Fox, 2006).

© LAURA DWIGHT PHOTOGRAPHY

A strong physiological response to uncertain situations prompts this toddler to cling to her father. With patient but insistent encouragement, her parents can help her overcome the urge to retreat.

Child-rearing practices affect the chances that an emotionally reactive baby will become a fearful child. Warm, supportive parenting reduces shy infants' and preschoolers' intense physiological reaction to novelty, whereas cold, intrusive parenting heightens anxiety (Coplan, Arbeau, & Armer, 2008; Hane et al., 2008). And if parents overprotect infants and young children who dislike novelty, they make it harder for their child to overcome an urge to retreat. Parents who make appropriate demands for their child to approach new experiences help shy youngsters develop strategies for regulating fear (Rubin & Burgess, 2002).

When inhibition persists, it leads to excessive cautiousness, low self-esteem, and loneliness. In adolescence, persistent shyness increases the risk of severe anxiety, especially social phobia—intense fear of being humiliated in social situations (Kagan & Fox, 2006). For inhibited children to acquire effective social skills, parenting must be tailored to their temperaments—a theme we will encounter again in this and later chapters.

infant tends to be highly aroused and uncomfortable, whereas an inactive baby is often alert and attentive. Once infants move on their own, the reverse is so! An active crawler is usually alert and interested in exploration, whereas an inactive baby may be fearful and withdrawn.

These discrepancies help us understand why long-term prediction from early temperament is best achieved after age 3, when styles of responding are better established (Roberts & DelVecchio, 2000). In line with this idea, between age 2½ and 3, children improve substantially and also perform more consistently across a wide range of tasks requiring effortful control, such as waiting for a reward, lowering their voice to a whisper, succeeding at games like "Simon Says," and selectively attending to one stimulus while ignoring competing stimuli (Kochanska, Murray, & Harlan, 2000; Li-Grining, 2007). Researchers believe that around this time, areas in the prefrontal cortex involved in suppressing impulses develop rapidly (Gerardi-Caulton, 2000; Rothbart & Bates, 2006).

Nevertheless, the ease with which children manage their reactivity in early childhood depends on the type and strength of the reactive emotion involved. Preschoolers who were highly fearful as toddlers score slightly better than their agemates in effortful control. In contrast, angry, irritable toddlers tend to be less effective at effortful control at later ages (Bridgett et al., 2009; Kochanska & Knaack, 2003).

In sum, many factors affect the extent to which a child's temperament remains stable, including development of the biological systems on which temperament is based, the child's capacity for effortful control, and the success of her efforts, which depend on the quality and intensity of her emotional reactivity. When we consider the evidence as a whole, the low to moderate stability of temperament makes sense. It also confirms that experience can modify biologically based temperamental traits considerably, although children rarely change from one extreme to another—that is, shy toddlers practically never become highly sociable, and irritable toddlers seldom become easy-going. With these ideas in mind, let's turn to genetic and environmental contributions to temperament and personality.

Genetic and Environmental Influences

The word *temperament* implies a genetic foundation for individual differences in personality. Research indicates that identical twins are more similar than fraternal twins across a wide range of temperamental and personality traits (Bouchard, 2004; Bouchard & Loehlin, 2001; Caspi & Shiner, 2006; Goldsmith, Pollak, & Davidson, 2008). In Chapter 2, we noted that heritability estimates suggest a moderate role for heredity in temperament and personality: About half of individual differences have been attributed to differences in genetic makeup.

Nevertheless, genetic influences vary with the temperamental trait and with the age of individuals studied. For example, heritability estimates are higher for expressions of negative emotion than for positive emotion. And the role of heredity is considerably less in infancy than in childhood and later years, when temperament becomes more stable (Wachs & Bates, 2001).

Although genetic influences are clear, environment is also powerful. For example, persistent nutritional and emotional deprivation profoundly alters temperament, resulting in maladaptive emotional reactivity. Recall from Chapter 4 that even after dietary improvement, children exposed to severe malnutrition in infancy remain more distractible and fearful than their agemates. And infants reared in deprived orphanages are easily overwhelmed by stressful events. Their poor regulation of emotion results in inattention and weak impulse control, including frequent expressions of anger (see page 127).

Other evidence confirms that heredity and environment often jointly contribute to temperament, since a child's approach to the world affects the experiences to which she is exposed—an instance of gene–environment correlation (see page 72 in Chapter 2). To see how this works, let's look at ethnic and gender differences.

Ethnic and Gender Differences. Compared with American Caucasian infants, Chinese and Japanese babies tend to be less active, irritable, vocal, more easily soothed when upset, and better at quieting themselves (Kagan et al., 1994; Lewis, Ramsay, & Kawakami, 1993). Chinese and Japanese babies are also more fearful and inhibited, remaining closer to their mothers in an unfamiliar playroom and displaying more anxiety when interacting with a stranger (Chen, Wang, & DeSouza, 2006).

These variations may have genetic roots, but they are supported by cultural beliefs and practices. Japanese mothers usually say that babies come into the world as independent beings who must learn to rely on their mothers through close physical contact. American mothers typically believe just the opposite—that they must wean babies away from dependency toward autonomy. And while Asian cultures tend to view calmness as an ideal emotional state, Americans highly value the arousal and excitement generated by new places and activities (Kagan, 2010). Consistent with these beliefs, Asian mothers interact gently, soothingly, and gesturally with their babies, whereas Caucasian mothers use a more active, stimulating, verbal approach (Rothbaum et al., 2000a). Also, recall from our discussion of emotional self-regulation that Chinese and Japanese adults discourage babies from expressing strong emotion, which contributes further to their infants' tranquility.

Similarly, gender differences in temperament are evident as early as the first year, suggesting a genetic foundation. Boys are more active and daring, more irritable when frustrated, and slightly more impulsive—factors that contribute to their higher injury rates throughout childhood and adolescence. And girls' large advantage in effortful control undoubtedly contributes to their greater compliance, better school performance, and lower incidence of behavior problems (Eisenberg et al., 2004; Else-Quest et al., 2006). At the same time, parents more often encourage their young sons to be physically active and their daughters to seek help and physical closeness—through the toys they provide (trucks and footballs for boys, dolls and tea sets for girls) and through more positive reactions when the child exhibits temperamental traits consistent with gender stereotypes (Bryan & Dix, 2009; Ruble, Martin, & Berenbaum, 2006).

Children's Unique Experiences. In families with several children, an additional influence on temperament is at work. ***TAKE A MOMENT...*** Ask several parents to describe each of their children's personalities. You will see that they often look for differences between siblings: "She's a lot more active," "He's more sociable," "She's far more persistent." As a result, parents often regard siblings as more distinct than other observers do. In a large study of 1- to 3-year-old twin pairs, parents rated identical twins as resembling each other less in temperament than researchers' ratings indicated. And whereas researchers rated fraternal twins as moderately similar, parents viewed them as somewhat opposite in temperamental style (Saudino, 2003).

Parents' tendency to emphasize each child's unique qualities affects their child-rearing practices. In an investigation of identical-twin toddlers, mothers' differential treatment predicted differences in psychological adjustment. The twin who received more warmth and less harshness was more positive in mood and social behavior (Deater-Deckard et al., 2001). Each child, in turn, evokes responses from caregivers that are consistent with parental beliefs and the child's developing temperament.

Besides different experiences within the family, siblings have distinct experiences with teachers, peers, and others in their community that affect personality development. And in middle childhood and adolescence, they often seek ways to differ from one another. For all these reasons, both identical and fraternal twins tend to become increasingly dissimilar in personality with age (Loehlin & Martin, 2001; McCartney, Harris, & Bernieri, 1990). In sum, temperament and personality can be understood only in terms of complex interdependencies between genetic and environmental factors.

Temperament and Child Rearing: The Goodness-of-Fit Model

If a child's disposition interferes with learning or getting along with others, adults must gently but consistently counteract the child's maladaptive style. Thomas and Chess (1977) proposed a **goodness-of-fit model** to describe how temperament and environment together can produce favorable outcomes. Goodness of fit involves creating child-rearing environments that recognize each child's temperament while encouraging more adaptive functioning.

Difficult children (who withdraw from new experiences and react negatively and intensely) frequently experience parenting that fits poorly with their dispositions, putting them at high risk for later adjustment problems. By the second year, their parents tend to resort to angry, punitive discipline, which undermines the development of effortful control. As the child reacts with defiance and disobedience, parents become increasingly stressed (Bridgett et al., 2009; Paulussen-Hoogeboom et al., 2007). As a result, they continue their coercive tactics and also discipline inconsistently, at times rewarding the child's noncompliance by giving in to it. These practices sustain and even increase the child's irritable, conflict-ridden style (van Aken et al., 2007; Pesonen et al., 2008).

© CORBIS

A parent's firm but affectionate approach to discipline can help temperamentally difficult children gain in effortful control, managing negative emotion.

In contrast, when parents are positive and sensitive, which helps babies regulate emotion, difficultness declines by age 2 or 3 (Feldman, Greenbaum, & Yirmiya, 1999). In toddlerhood and childhood, parental sensitivity, support, clear expectations, and limits foster effortful control, also reducing the likelihood that difficultness will persist (Cipriano & Stifter, 2010; Raikes et al., 2007).

Recent evidence indicates that temperamentally difficult children function much worse than other children when exposed to inept parenting, yet benefit most from good parenting (Pluess & Belsky, 2011). Using molecular genetic analyses, researchers are investigating gene–environment interactions (see page 71 in Chapter 2) that explain this finding. In one study, 2-year-olds with a chromosome 17 gene that interferes with functioning of the neurotransmitter serotonin (involved in regulating negative mood) became increasingly irritable as their mothers' anxiety about parenting increased (Ivorra et al., 2010). Maternal anxiety had little impact on toddlers without this genetic marker. In another investigation, preschoolers with this gene benefited, especially, from positive parenting. With affection and support, their capacity for effortful control equaled that of agemates with a low-risk genotype (Kochanska, Philibert, & Barry, 2009).

Cultural values also affect the fit between parenting and child temperament, as research in China illustrates. In the past, collectivist values, which discourage self-assertion, led Chinese adults to evaluate shy children positively (Chen, Rubin, & Li, 1995; Chen et al., 1998). But rapid expansion of a market economy in China, which requires assertiveness and sociability for success, may be responsible for a change in Chinese parents' and

teachers' attitudes toward childhood shyness (Chen, Wang, & DeSouza, 2006; Yu, 2002). In a study of Shanghai fourth graders, the association between shyness and adjustment changed over time. Whereas shyness was positively correlated with teacher-rated competence, peer acceptance, leadership, and academic achievement in 1990, these relationships weakened in 1998 and reversed in 2002, when they mirrored findings of Western research (see Figure 6.1) (Chen et al., 2005). But in rural areas of China, positive valuing of shyness persists, and shy children in rural communities continue to enjoy high social status and are well-adjusted (Chen, Wang, & Cao, 2011). Cultural context makes a difference in whether shy children fare well or poorly.

An effective match between rearing conditions and child temperament is best accomplished early, before unfavorable temperament–environment relationships produce maladjustment. Both difficult and shy children benefit from warm, accepting parenting that makes firm but reasonable demands for mastering new experiences. The goodness-of-fit model reminds us that children have unique dispositions that adults must accept. Parents can neither take full credit for their children's virtues nor be blamed for all their faults. But parents can turn an environment that exaggerates a child's problems into one that builds on the child's strengths.

As we will see next, goodness of fit is also at the heart of infant–caregiver attachment. This first intimate relationship grows out of interaction between parent and baby, to which the emotional styles of both partners contribute.

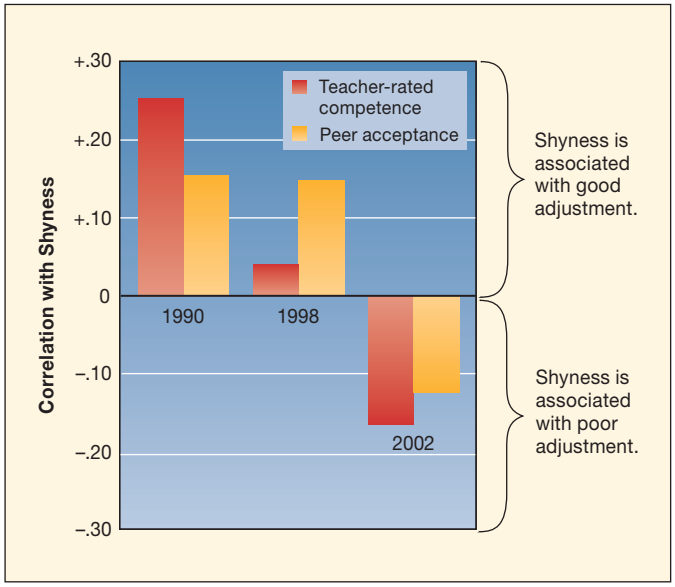

FIGURE 6.1 Changes over time in correlations between shyness and adjustment among Chinese fourth graders. In 1990, shy Chinese children appeared well-adjusted. But as China's market economy expanded and valuing of self-assertion and sociability increased, the direction of the correlations shifted. In 2002, shyness was negatively associated with adjustment. These findings are for teacher-rated competence and peer acceptance. Those for leadership (holding offices in student organizations) and academic achievement changed similarly. (Adapted from Chen et al., 2005.)

ASK YOURSELF

REVIEW How do genetic and environmental factors work together to influence temperament? Cite several examples from research.

CONNECT Explain how findings on ethnic and gender differences in temperament illustrate gene–environment correlation, discussed on page 72 in Chapter 2.

APPLY Mandy and Jeff are parents of 2-year-old inhibited Sam and 3-year-old difficult Maria. Explain the importance of effortful control to Mandy and Jeff, and suggest ways they can strengthen it in each of their children.

REFLECT How would you describe your temperament as a young child? Do you think your temperament has remained stable, or has it changed? What factors might be involved?

Development of Attachment

Attachment is the strong affectionate tie we have with special people in our lives that leads us to feel pleasure when we interact with them and to be comforted by their nearness in times of stress. By the second half of the first year, infants have become attached to familiar people who have responded to their needs.

TAKE A MOMENT... Watch how babies of this age single out their parents for special attention. When the parent enters the room, the baby breaks into a broad, friendly smile. When she picks him up, he pats her face, explores her hair, and snuggles against her. When he feels anxious or afraid, he crawls into her lap and clings closely.

Freud first suggested that the infant's emotional tie to the mother is the foundation for all later relationships. Contemporary research indicates that—although the parent–infant bond is vitally important—later development is influenced not just by early attachment experiences but also by the continuing quality of the parent–child relationship.

Attachment has also been the subject of intense theoretical debate. Recall that the *psychoanalytic perspective* regards feeding as the central context in which caregivers and babies build this close emotional bond. *Behaviorism,* too, emphasizes the importance of feeding, but for different reasons. According to a well-known behaviorist explanation, infants learn to prefer the mother's soft caresses, warm smiles, and tender words because these events are paired with tension relief as she satisfies the baby's hunger.

Although feeding is an important context for building a close relationship, attachment does not depend on hunger satisfaction. In the 1950s, a famous experiment showed that rhesus monkeys reared with terry-cloth and wire-mesh "surrogate

NINA LEEN/TIME LIFE PICTURES/GETTY IMAGES

Baby monkeys reared with "surrogate mothers" preferred to cling to a soft terry-cloth "mother" over a wire-mesh "mother" holding a bottle—evidence that parent–infant attachment is based on more than satisfaction of hunger.

mothers" clung to the soft terry-cloth substitute, even though the wire-mesh "mother" held the bottle and infants had to climb onto it to be fed (Harlow & Zimmerman, 1959). Human infants, too, become attached to family members who seldom feed them, including fathers, siblings, and grandparents. And toddlers in Western cultures who sleep alone and experience frequent daytime separations from their parents sometimes develop strong emotional ties to cuddly objects, such as blankets and teddy bears, that play no role in infant feeding!

Bowlby's Ethological Theory

Today, **ethological theory of attachment,** which recognizes the infant's emotional tie to the caregiver as an evolved response that promotes survival, is the most widely accepted view. John Bowlby (1969), who first applied this idea to the infant–caregiver bond, retained the psychoanalytic idea that quality of attachment to the caregiver has profound implications for the child's feelings of security and capacity to form trusting relationships.

At the same time, Bowlby was inspired by Konrad Lorenz's studies of imprinting (see Chapter 1). Bowlby believed that the human infant, like the young of other animal species, is endowed with a set of built-in behaviors that help keep the parent nearby to protect the infant from danger and to provide support for exploring and mastering the environment (Waters & Cummings, 2000). Contact with the parent also ensures that the baby will be fed, but Bowlby pointed out that feeding is not the basis for attachment. Rather, attachment can best be understood in an evolutionary context in which survival of the species—through ensuring both safety and competence—is of utmost importance.

According to Bowlby, the infant's relationship with the parent begins as a set of innate signals that call the adult to the baby's side. Over time, a true affectionate bond forms, supported by new cognitive and emotional capacities as well as by a history of warm, sensitive care. Attachment develops in four phases:

1. *Preattachment phase* (birth to 6 weeks). Built-in signals—grasping, smiling, crying, and gazing into the adult's eyes—help bring newborn babies into close contact with other humans, who comfort them. Babies of this age recognize their own mother's smell, voice, and face (see Chapters 3 and 4). But they are not yet attached to her, since they do not mind being left with an unfamiliar adult.
2. *"Attachment-in-the-making" phase* (6 weeks to 6–8 months). During this phase, infants respond differently to a familiar caregiver than to a stranger. For example, at 4 months, Timmy smiled, laughed, and babbled more freely when interacting with his mother and quieted more quickly when she picked him up. As infants learn that their own actions affect the behavior of those around them, they begin to develop a *sense of trust*—the expectation that the caregiver will respond when signaled—but they still do not protest when separated from her.
3. *"Clear-cut" attachment phase* (6–8 months to 18 months–2 years). Now attachment to the familiar caregiver is evident. Babies display **separation anxiety,** becoming upset when their trusted caregiver leaves. Like stranger anxiety (see page 186), separation anxiety does not always occur; it depends on infant temperament and the current situation. But in many cultures, separation anxiety increases between 6 and 15 months. Besides protesting the parent's departure, older infants and toddlers try hard to maintain her presence. They approach, follow, and climb on her in preference to others. And they use the familiar caregiver as a secure base from which to explore.

LOOK AND LISTEN

Watch an 8- to 18-month-old at play for 20 to 30 minutes. Describe the baby's use of the parent or other familiar caregiver as a secure base from which to explore. ●

4. *Formation of a reciprocal relationship* (18 months to 2 years and on). By the end of the second year, rapid growth in representation and language permits toddlers to understand some of the factors that influence the parent's coming and going and to predict her return. As a result, separation protest declines. Now children negotiate with the caregiver, using requests and persuasion to alter her goals. For example, at age 2, Caitlin asked Carolyn and David to read a story before leaving her with a babysitter. The extra time with her parents, along with a better understanding of where they were going ("to have dinner with Uncle Charlie") and when they would be back ("right after you go to sleep"), helped Caitlin withstand her parents' absence.

© ELLEN B. SENISI PHOTOGRAPHY

Because this 2-year-old has the language and representational skills to predict his mother's return, separation anxiety declines. He accepts his mother's departure.

According to Bowlby (1980), out of their experiences during these four phases, children construct an enduring affectionate tie to the caregiver that they can use as a secure base in the parents' absence. This image serves as an **internal working model,** or set of expectations about the availability of attachment figures and their likelihood of providing support during times of stress. The internal working model becomes a vital part of personality, serving as a guide for all future close relationships (Bretherton & Munholland, 2008).

Consistent with these ideas, as early as the second year, toddlers form attachment-related expectations about parental comfort and support. In one study, securely attached 12- to 16-month-olds looked longer at a video of an unresponsive caregiver (inconsistent with their expectations) than a video of a responsive caregiver. Insecurely attached toddlers, in contrast, did not distinguish between the two (Johnson, Dweck, & Chen, 2007; Johnson et al., 2010). With age, children continually revise and expand their internal working model as their cognitive, emotional, and social capacities increase and as they interact with parents and form other bonds with adults, siblings, and friends.

Measuring the Security of Attachment

Although all family-reared babies become attached to a familiar caregiver by the second year, the quality of this relationship varies. Some infants appear relaxed and secure in the presence of the caregiver; they know they can count on her for protection and support. Others seem anxious and uncertain.

A widely used laboratory procedure for assessing the quality of attachment between 1 and 2 years of age is the **Strange Situation.** In designing it, Mary Ainsworth and her colleagues (1978) reasoned that securely attached infants and toddlers should use the parent as a secure base from which to explore an unfamiliar playroom. In addition, when the parent leaves, an unfamiliar adult should be less comforting than the parent. The Strange Situation takes the baby through eight short episodes in which brief separations from and reunions with the parent occur (see Table 6.2).

Observing infants' responses to these episodes, researchers identified a secure attachment pattern and three patterns of insecurity; a few babies cannot be classified (Ainsworth et al., 1978; Barnett & Vondra, 1999; Main & Solomon, 1990; Thompson, 2006). Although separation anxiety varies among the groups, the baby's reunion responses define attachment quality. ***TAKE A MOMENT...*** From the description at the beginning of this chapter, which pattern do you think Grace displayed after adjusting to her adoptive family?

- **Secure attachment.** These infants use the parent as a secure base. When separated, they may or may not cry, but if they do, it is because the parent is absent and they prefer her to the stranger. When the parent returns, they actively seek contact, and their crying is reduced immediately. About 60 percent of North American infants in middle-SES families show this pattern. (In low-SES families, a smaller proportion of babies show the secure pattern, with higher proportions falling into the insecure patterns.)
- **Avoidant attachment.** These infants seem unresponsive to the parent when she is present. When she leaves, they usually are not distressed, and they react to the stranger in much the same way as to the parent. During reunion, they

TABLE 6.2 Episodes in the Strange Situation

EPISODE	EVENTS	ATTACHMENT BEHAVIOR OBSERVED
1	Researcher introduces parent and baby to playroom and then leaves.	
2	Parent is seated while baby plays with toys.	Parent as a secure base
3	Stranger enters, is seated, and talks to parent.	Reaction to unfamiliar adult
4	Parent leaves room. Stranger responds to baby and offers comfort if baby is upset.	Separation anxiety
5	Parent returns, greets baby, and offers comfort if necessary. Stranger leaves room.	Reaction to reunion
6	Parent leaves room.	Separation anxiety
7	Stranger enters room and offers comfort.	Ability to be soothed by stranger
8	Parent returns, greets baby, offers comfort if necessary, and tries to reinterest baby in toys.	Reaction to reunion

Note: Episode 1 lasts about 30 seconds; each of the remaining episodes lasts about 3 minutes. Separation episodes are cut short if the baby becomes very upset. Reunion episodes are extended if the baby needs more time to calm down and return to play.
Source: Ainsworth et al., 1978.

avoid or are slow to greet the parent, and when picked up, they often fail to cling. About 15 percent of North American infants in middle-SES families show this pattern.

- **Resistant attachment.** Before separation, these infants seek closeness to the parent and often fail to explore. When the parent leaves, they are usually distressed, and on her return they combine clinginess with angry, resistive behavior, sometimes hitting and pushing. Many continue to cry after being picked up and cannot be comforted easily. About 10 percent of North American infants in middle-SES families show this pattern.
- **Disorganized/disoriented attachment.** This pattern reflects the greatest insecurity. At reunion, these infants show confused, contradictory behaviors—for example, looking away while the parent is holding them or approaching the parent with flat, depressed emotion. Most display a dazed facial expression, and a few cry out unexpectedly after having calmed down or display odd, frozen postures. About 15 percent of North American infants in middle-SES families show this pattern.

An alternative method, the **Attachment Q-Sort,** suitable for children between 1 and 4 years, depends on home observation (Waters et al., 1995). Either the parent or a highly trained observer sorts 90 behaviors ("Child greets mother with a big smile when she enters the room," "If mother moves very far, child follows along") into nine categories ranging from "highly descriptive" to "not at all descriptive" of the child. Then a score, ranging from high to low in security, is computed.

Because the Q-Sort taps a wider array of attachment-related behaviors than the Strange Situation, it may better reflect the parent–infant relationship in everyday life. However, the Q-Sort method is time-consuming, requiring a nonparent informant to spend several hours observing the child before sorting the descriptors, and it does not differentiate between types of insecurity. The Q-Sort responses of expert observers correspond well with babies' secure-base behavior in the Strange Situation, but parents' Q-Sorts do not (van IJzendoorn et al., 2004). Parents of insecure children, especially, may have difficulty accurately reporting their child's attachment behaviors.

Stability of Attachment

Research on the stability of attachment patterns between 1 and 2 years of age yields a wide range of findings (Thompson, 2000, 2006). A close look at which babies stay the same and which ones change yields a more consistent picture. Quality of attachment is usually secure and stable for middle-SES babies experiencing favorable life conditions. And infants who move from insecurity to security typically have well-adjusted mothers with positive family and friendship ties. Perhaps many became parents before they were psychologically ready but, with social support, grew into the role.

In contrast, in low-SES families with many daily stresses and little social support, attachment generally moves away from security or changes from one insecure pattern to another (Belsky et al., 1996; Fish, 2004; Levendosky et al., 2011; Vondra et al., 2001). In one long-term follow-up of a poverty-stricken sample, many securely attached infants ended up insecure when reassessed in early adulthood. Child maltreatment, maternal depression, and poor family functioning in adolescence distinguished these young people from the few who stayed securely attached (Weinfield, Sroufe, & Egeland, 2000; Weinfield, Whaley, & Egeland, 2004).

These findings indicate that securely attached babies more often maintain their attachment status than insecure babies. The exception is disorganized/disoriented attachment, an insecure pattern that is either highly stable or that consistently predicts insecurity of another type in adolescence and early adulthood (Aikens, Howes, & Hamilton, 2009; Hesse & Main, 2000; Sroufe et al., 2005; Weinfield, Whaley, & Egeland, 2004). As you will soon see, many disorganized/disoriented infants and children experience extremely negative caregiving, which may disrupt emotional self-regulation so severely that confused, ambivalent feelings toward parents often persist.

Cultural Variations

Cross-cultural evidence indicates that attachment patterns may have to be interpreted differently in certain cultures. For example, as Figure 6.2 reveals, German infants show considerably more avoidant attachment than American babies do.

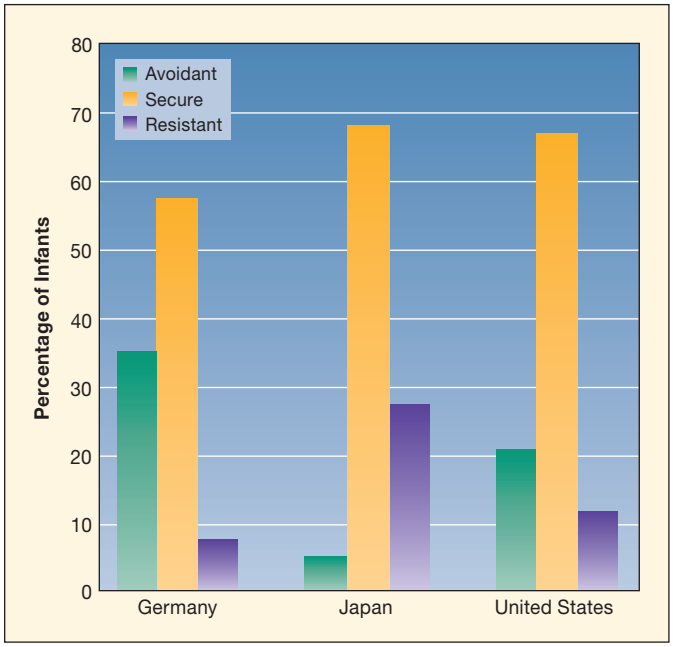

FIGURE 6.2 A cross-cultural comparison of infants' reactions in the Strange Situation. A high percentage of German babies seem avoidantly attached, whereas a substantial number of Japanese infants appear resistantly attached. Note that these responses may not reflect true insecurity. Instead, they are probably due to cultural differences in child-rearing practices. (Adapted from van IJzendoorn & Kroonenberg, 1988; van IJzendoorn & Sagi-Schwartz, 2008.)

© AFRIPIX.COM/ALAMY

Dogon mothers of Mali, West Africa, stay close to their babies and respond promptly and gently to infant hunger and distress. With their mothers consistently available, none of the Dogon babies show avoidant attachment.

But German parents value independence and encourage their infants to be nonclingy (Grossmann et al., 1985). In contrast, a study of infants of the Dogon people of Mali, Africa, revealed that none showed avoidant attachment to their mothers (True, Pisani, & Oumar, 2001). Even when grandmothers are primary caregivers (as they are with firstborn sons), Dogon mothers remain available, holding their babies close and nursing promptly in response to hunger and distress.

Japanese infants, as well, rarely show avoidant attachment (refer again to Figure 6.2). Rather, many are resistantly attached, but this reaction may not represent true insecurity. Japanese mothers rarely leave their babies in others' care, so the Strange Situation probably induces greater stress in them than in infants who experience frequent maternal separations (Takahashi, 1990). Also, Japanese parents view the attention seeking that is part of resistant attachment as a normal indicator of infants' efforts to satisfy dependency and security needs (Rothbaum et al., 2007). Despite such cultural variations, the secure pattern is still the most common attachment quality in all societies studied (van IJzendoorn & Sagi-Schwartz, 2008).

Factors That Affect Attachment Security

What factors might influence attachment security? Researchers have looked closely at four important influences: (1) early availability of a consistent caregiver, (2) quality of caregiving, (3) the baby's characteristics, and (4) family context, including parents' internal working models.

Early Availability of a Consistent Caregiver. What happens when a baby does not have the opportunity to establish a close tie to a caregiver? To find out, researchers followed the development of infants in a British institution with a good caregiver–child ratio and a rich selection of books and toys. However, staff turnover was so rapid that the average child had 50 caregivers by age 4½! Many of these children became "late adoptees" who were placed in homes after age 4. Most developed deep ties with their adoptive parents, indicating that a first attachment can develop as late as 4 to 6 years of age (Hodges & Tizard, 1989; Tizard & Rees, 1975). But these children were more likely to display attachment difficulties, including an excessive desire for adult attention, "overfriendliness" to unfamiliar adults and peers, failure to check back with the parent in anxiety-arousing situations, and few friendships.

Children who spent their first year or more in deprived Eastern European orphanages—though also able to bond with their adoptive parents—show elevated rates of attachment insecurity (van den Dries et al., 2009; Smyke et al., 2010). And they, too, are at high risk for emotional and social difficulties. Whereas many are indiscriminately friendly, others are sad, anxious, and withdrawn. These symptoms typically persist and are associated with wide-ranging mental health problems in middle childhood and adolescence, including cognitive impairments, inattention and hyperactivity, depression, and either social avoidance or aggressive behavior (Kreppner et al., 2007, 2010; Rutter et al., 2007, 2010; Zeanah, 2000).

Furthermore, as early as 7 months, institutionalized children show reduced ERP brain waves in response to facial expressions of emotion and have trouble discriminating such expressions—outcomes that suggest disrupted formation of neural structures involved in "reading" emotions (Parker et al., 2005). Consistent with these findings, in adopted children with longer institutional stays, the volume of the *amygdala* (see page 192) is atypically large (Tottenham et al., 2011). The larger the amygdala, the worse adopted children perform on tasks assessing understanding of emotion and the poorer their emotional self-regulation. Overall, the evidence indicates that fully normal emotional development depends on establishing a close tie with a caregiver early in life.

Quality of Caregiving. Dozens of studies report that **sensitive caregiving**—responding promptly, consistently, and appropriately to infants and holding them tenderly and carefully—is moderately related to attachment security in diverse cultures and SES groups (Belsky & Fearon, 2008; De Wolff & van IJzendoorn, 1997; van IJzendoorn et al., 2004). In contrast, insecurely attached infants tend to have mothers who engage in less physical contact, handle them awkwardly or "routinely," and are sometimes resentful and rejecting, particularly in response to infant distress (Ainsworth et al., 1978; Isabella, 1993; McElwain & Booth-LaForce, 2006; Pederson & Moran, 1996).

VICKY KASALA PRODUCTIONS/DIGITAL VISION/GETTY IMAGES

This mother and baby engage in a sensitively tuned form of communication called interactional synchrony, in which they match emotional states, especially positive ones. Among Western infants, this style of communication predicts secure attachment.

Also, in studies of Western babies, a special form of communication called **interactional synchrony** separates the experiences of secure from insecure babies. It is best described as a sensitively tuned "emotional dance," in which the caregiver responds to infant signals in a well-timed, rhythmic, appropriate fashion. In addition, both partners match emotional states, especially the positive ones (Bigelow et al., 2010; Isabella & Belsky, 1991; Nievar & Becker, 2008). Earlier we saw that sensitive face-to-face play, in which interactional synchrony occurs, also helps infants regulate emotion.

Cultures, however, vary in their view of sensitivity toward infants. Among the Gusii people of Kenya, for example, mothers rarely cuddle, hug, or interact playfully with their babies, although they are very responsive to their infants' needs. Yet most Gusii infants appear securely attached (LeVine et al., 1994). This suggests that security depends on attentive caregiving, not necessarily on moment-by-moment contingent interaction. Puerto Rican mothers, who highly value obedience and socially appropriate behavior, often physically direct and limit their babies' actions—a caregiving style linked to attachment security in Puerto Rican culture (Carlson & Harwood, 2003). Yet in many Western cultures, such physical control and restriction of exploration predict insecurity (Belsky & Fearon, 2008; Whipple, Bernier, & Mageau, 2011).

Compared with securely attached infants, avoidant babies tend to receive overstimulating, intrusive care. Their mothers might, for example, talk energetically to them while they are looking away or falling asleep. By avoiding the mother, these infants appear to be escaping from overwhelming interaction. Resistant infants often experience inconsistent care. Their mothers are unresponsive to infant signals. Yet when the baby begins to explore, these mothers interfere, shifting the infant's attention back to themselves. As a result, the baby is overly dependent as well as angry at the mother's lack of involvement (Cassidy & Berlin, 1994; Isabella & Belsky, 1991).

Highly inadequate caregiving is a powerful predictor of disruptions in attachment. Child abuse and neglect (topics we will consider in Chapter 8) are associated with all three forms of attachment insecurity. Among maltreated infants, disorganized/disoriented attachment is especially high (van IJzendoorn, Schuengel, & Bakermans-Kranenburg, 1999). Persistently depressed mothers, mothers with very low marital satisfaction, and parents suffering from a traumatic event, such as serious illness or loss of a loved one, also tend to promote the uncertain behaviors of this pattern (Campbell et al., 2004; Madigan et al., 2006; Moss et al., 2005). And some mothers of disorganized/disoriented infants engage in frightening, contradictory, and unpleasant behaviors, such as looking scared, teasing the baby, holding the baby stiffly at a distance, roughly pulling the baby by the arm, or seeking reassurance from the upset child (Abrams, Rifkin, & Hesse, 2006; Lyons-Ruth, Bronfman, & Parsons, 1999; Moran et al., 2008).

Infant Characteristics. Because attachment is the result of a *relationship* that builds between two partners, infant characteristics should affect how easily it is established. In Chapter 3 we saw that prematurity, birth complications, and newborn illness make caregiving more taxing. In families under stress, these difficulties are linked to attachment insecurity (Poehlmann & Fiese, 2001). But at-risk newborns whose parents have the time and patience to care for them fare quite well in attachment security (Brisch et al., 2005; Cox, Hopkins, & Hans, 2000).

Babies whose temperament is emotionally reactive and difficult are more likely to develop later insecure attachments (van IJzendoorn et al., 2004; Vaughn, Bost, & van IJzendoorn, 2008). Again, however, caregiving is involved. In a study extending from birth to age 2, difficult infants more often had highly anxious mothers—a combination that, by the second year, often resulted in a "disharmonious relationship" characterized by both maternal insensitivity and attachment insecurity (Symons, 2001).

Other research focusing on disorganized/disoriented attachment has uncovered gene–environment interactions (Gervai, 2009). In one investigation, mothers' experience of unresolved loss of a loved one or other trauma was associated with attachment disorganization only in infants with a chromosome-11 gene linked to deficient self-regulation (van IJzendoorn & Bakermans-Kranenburg, 2006). Babies with this genetic marker, who face special challenges in managing intense emotion, were more negatively affected by maternal adjustment problems.

If children's temperaments determined attachment security, we would expect attachment, like temperament, to be at

least moderately heritable. Yet the heritability of attachment is virtually nil (Roisman & Fraley, 2008). In fact, about two-thirds of siblings establish similar attachment patterns with their parent, although the siblings often differ in temperament (Cole, 2006; Dozier et al., 2001). This suggests that most parents try to adjust their caregiving to each child's individual needs.

Why don't infant characteristics show strong relationships with attachment quality? Their influence probably depends on goodness of fit. From this perspective, *many* child attributes can lead to secure attachment as long as caregivers sensitively adjust their behavior to fit the baby's needs (Seifer & Schiller, 1995). Interventions that teach parents to interact with difficult-to-care-for infants are highly successful in enhancing both sensitive care and attachment security (Velderman et al., 2006). But when parents' capacity is strained—by their own personalities or by stressful living conditions—then infants with illnesses, disabilities, and difficult temperaments are at risk for attachment problems.

Family Circumstances. Shortly after Timmy's birth, his parents divorced and his father moved to a distant city. Anxious and distracted, Vanessa placed 1-month-old Timmy in Ginette's child-care home and began working 50-hour weeks to make ends meet. On days Vanessa stayed late at the office, a babysitter picked Timmy up, gave him dinner, and put him to bed. Once or twice a week, Vanessa went to get Timmy from child care. As he neared his first birthday, Vanessa noticed that unlike the other children, who reached out, crawled, or ran to their parents, Timmy ignored her.

Timmy's behavior reflects a repeated finding: Job loss, a failing marriage, and financial difficulties can undermine attachment by interfering with parental sensitivity. These stressors can also affect babies' sense of security directly, by altering the emotional climate of the family (for example, exposing them to angry adult interactions) or by disrupting familiar daily routines (Finger et al., 2009; Raikes & Thompson, 2005). (See the Social Issues: Health box on pages 202–203 to find out how child care affects early emotional development.) Social support fosters attachment security by reducing parental stress and improving the quality of parent–child communication (Belsky & Fearon, 2002b; Moss et al., 2005). Ginette's sensitivity was helpful, as was the parenting advice Vanessa received from Ben, a psychologist. As Timmy turned 2, his relationship with his mother seemed warmer.

Parents' Internal Working Models. Parents bring to the family context their own history of attachment experiences, from which they construct internal working models that they apply to the bonds they establish with their children. Monica, who recalled her mother as tense and preoccupied, expressed regret that they had not had a closer relationship. Is her image of parenthood likely to affect Grace's attachment security?

To assess parents' internal working models, researchers ask them to evaluate childhood memories of attachment experiences (Main & Goldwyn, 1998). Parents who discuss their childhoods with objectivity and balance, regardless of whether their experiences were positive or negative, tend to have securely attached children. In contrast, parents who dismiss the importance of early relationships or describe them in angry, confused ways usually have insecurely attached children and are less warm, sensitive, and encouraging of learning and mastery (Behrens, Hesse, & Main, 2007; Coyl, Newland, & Freeman, 2010; Steele, Steele, & Fonagy, 1996; van IJzendoorn, 1995).

But we must not assume any direct transfer of parents' childhood experiences to quality of attachment with their own children. Internal working models are *reconstructed memories* affected by many factors, including relationship experiences over the life course, personality, and current life satisfaction. Longitudinal research reveals that negative life events can weaken the link between an individual's own attachment security in infancy and a secure internal working model in adulthood. And insecurely attached babies who become adults with insecure internal working models often have lives that, based on self-reports in adulthood, are filled with family crises (Waters et al., 2000; Weinfield, Sroufe, & Egeland, 2000).

In sum, our early rearing experiences do not destine us to become either sensitive or insensitive parents. Rather, the way we *view* our childhoods—our ability to come to terms with negative events, to integrate new information into our working models, and to look back on our own parents in an understanding, forgiving way—is far more influential in how we rear our children than the actual history of care we received (Bretherton & Munholland, 2008).

Multiple Attachments

Babies develop attachments to a variety of familiar people—not just mothers but also fathers, grandparents, siblings, and professional caregivers. Although Bowlby (1969) believed that infants are predisposed to direct their attachment behaviors to a single special person, especially when they are distressed, his theory allowed for these multiple attachments.

Fathers. When anxious or unhappy, most babies prefer to be comforted by their mother. But this preference typically declines over the second year. And when babies are not distressed, they approach, vocalize to, and smile equally often at both parents (Bornstein, 2006; Parke, 2002).

Fathers' sensitive caregiving and interactional synchrony with infants, like mothers', predict attachment security (Lundy, 2003; van IJzendoorn et al., 2004). But as infancy progresses, mothers and fathers in many cultures, including Australia, Canada, Germany, India, Israel, Italy, Japan, and the United States, tend to interact differently with their babies. Mothers devote more time to physical care and expressing affection, fathers to playful interaction (Freeman & Newland, 2010; Roopnarine et al., 1990).

Mothers and fathers also play differently. Mothers more often provide toys, talk to infants, and gently play conventional

Social Issues: Health

Does Child Care in Infancy Threaten Attachment Security and Later Adjustment?

Are infants who experience daily separation from their employed parents and early placement in child care at risk for attachment insecurity and development problems? Some researchers think so, but others disagree. Let's look closely at the evidence.

Attachment Quality

Some studies suggest that babies placed in full-time child care before 12 months of age are more likely to display insecure attachment in the Strange Situation (Belsky, 2001, 2005). But the best current evidence—from the National Institute of Child Health and Development (NICHD) Study of Early Child Care, the largest longitudinal investigation to date, including more than 1,300 infants and their families—confirms that nonparental care by itself does not affect attachment quality (NICHD Early Child Care Research Network, 1997, 2001). Rather, the relationship between child care and emotional well-being depends on both family and child-care experiences.

Family Circumstances

We have seen that family conditions affect children's attachment security and later adjustment. Findings of the NICHD Study confirmed that parenting quality, assessed using a combination of maternal sensitivity and HOME scores (see page 171 in Chapter 5), exerted a more powerful impact on children's adjustment than did exposure to child care (NICHD Early Childhood Research Network, 1998; Watamura et al., 2011).

For employed parents, balancing work and caregiving can be stressful. Mothers who are fatigued and anxious because they feel overloaded by work and family pressures may respond less sensitively to their babies, thereby risking the infant's security. And as paternal involvement in caregiving has risen (see page 203), many more U.S. fathers in dual-earner families also report work–family life conflict (Galinsky, Aumann, & Bond, 2009).

Quality and Extent of Child Care

Nevertheless, poor-quality child care may contribute to a higher rate of insecure attachment. In the NICHD Study, when babies were exposed to combined home and child-care risk factors—insensitive caregiving at home along with insensitive caregiving in child care, long hours in child care, or more than one child-care arrangement—the rate of attachment insecurity increased. Overall, mother–child interaction was more favorable when children attended higher-quality child care and also spent fewer hours in child care (NICHD Early Child Care Research Network, 1997, 1999).

Furthermore, when these children reached age 3, a history of higher-quality child care predicted better social skills (NICHD Early Child Care Research Network, 2002b). However, at age 4½ to 5, children averaging more than 30 child-care hours per week displayed more behavior problems, especially defiance, disobedience, and aggression. For those who had been in child-care centers as opposed to family child-care homes, this outcome persisted through elementary school (Belsky et al., 2007; NICHD Early Child Care Research Network, 2003a, 2006).

But these findings do not necessarily mean that child care causes behavior problems. Rather, heavy exposure to substandard care, which is widespread in the United States, may promote these difficulties, especially when combined with family risk factors. A closer look at the NICHD participants during the preschool years revealed that those in both poor-quality home and child-care environments fared worst in social skills and problem behaviors, whereas those in both high-quality home and child-child care environments fared best. In between

games like pat-a-cake and peekaboo. In contrast, fathers—especially with their infant sons—tend to engage in highly stimulating physical play with bursts of excitement that increase as play progresses (Feldman, 2003). As long as fathers are also sensitive, this stimulating, startling play style helps babies regulate emotion in intensely arousing situations, including novel physical environments and play with peers (Cabrera et al., 2007; Hazen et al., 2010; Paquette, 2004). In a German study, fathers' sensitive, challenging play with preschoolers predicted favorable emotional and social adjustment from kindergarten to early adulthood (Grossmann et al., 2008).

Play is a vital context in which fathers build secure attachments (Newland, Coyl, & Freeman, 2008). It may be especially influential in cultures such as Japan, where long work hours prevent most fathers from sharing in infant caregiving (Hewlett, 2004). In many Western nations, however, a strict division of parental roles—mother as caregiver, father as playmate—has changed over the past several decades in response to women's workforce participation and to cultural valuing of gender equality.

LOOK AND LISTEN

Observe parents at play with infants at home or a family gathering. Describe both similarities and differences in mothers' and fathers' behaviors. Are your observations consistent with research findings? ●

A recent U.S. national survey of several thousand employed workers indicated that U.S. fathers under age 29 devote about 85 percent as much time to children as mothers do—on average, just over 4 hours per workday, nearly double the hours young

were preschoolers in high-quality child care but poor-quality homes (Watamura et al., 2011). These children benefited from the *protective influence* of high-quality child care.

Evidence from other industrialized nations confirms that full-time child care need not harm children's development. In Australia, for example, infants who spend full days in government-funded, high-quality child-care centers have a higher rate of secure attachment than infants informally cared for by relatives, friends, or babysitters. And amount of time spent in child care is unrelated to Australian children's behavior problems (Love et al., 2003).

Still, some children may be particularly stressed by long child-care hours. Many infants, toddlers, and preschoolers attending child-care centers for full days show a mild increase in saliva concentrations of cortisol across the day—a pattern that does not occur on days they spend at home. In one study, children rated as highly fearful by their caregivers experienced an especially sharp increase in cortisol levels (Watamura et al., 2003). Inhibited children may find the constant company of large numbers of peers particularly stressful.

Conclusions

Taken together, research suggests that some infants may be at risk for attachment insecurity and later adjustment problems due to inadequate child care, long hours in such care, and the joint pressures their parents experience from full-time employment and parenthood. But it is inappropriate to use these findings to justify a reduction in child-care services. When family incomes are limited or mothers who want to work are forced to stay at home, children's emotional security is not promoted.

Instead, it makes sense to increase the availability of high-quality child care and to relieve work–family-life conflict by providing parents with paid employment leave (see page 105 in Chapter 3) and opportunities for part-time work. In the NICHD study, part-time (as opposed to full-time) employment during the baby's first year was associated with greater maternal sensitivity and a higher-quality home environment, which yielded more favorable development in early childhood (Brooks-Gunn, Han, & Waldfogel, 2010).

Finally, for child care to foster attachment security, the professional caregiver's relationship with the baby is vital. When caregiver–child ratios are generous, group sizes are small, and caregivers are educated about child development and child rearing, caregivers' interactions are more positive and children develop more favorably (McCartney et al., 2007; NICHD Early Child Care Research Network, 2000b, 2002a, 2006). Child care with these characteristics can become part of an ecological system that relieves parental and child stress, thereby promoting healthy attachment and development.

© ELLEN B. SENISI PHOTOGRAPHY

High-quality child care, with generous caregiver–child ratios, small group sizes, and knowledgeable caregivers, can be part of a system that promotes all aspects of development, including attachment security.

fathers reported three decades ago. Although fathers age 29 to 42 spend somewhat less time with children, their involvement has also increased substantially (see Figure 6.3). Today, nearly one-third of U.S. employed women say that their spouse or partner shares equally in or takes most responsibility for child-care tasks (Galinsky, Aumann, & Bond, 2009). Paternal availability to children is fairly similar across SES and ethnic groups, with one exception: Hispanic fathers spend more time engaged,

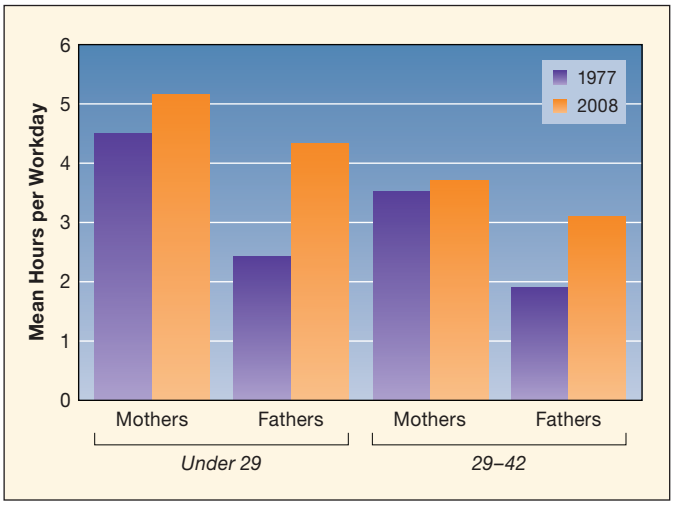

FIGURE 6.3 Average amount of time per workday U.S. employed mothers and fathers reported spending with their children (age 12 and younger) in 1977 and 2008. In national surveys of several thousand employed parents, mothers' time with children remained fairly stable from 1977 to 2008; fathers' time increased substantially. (Adapted from Galinsky, Aumann, & Bond, 2009.)

Cultural Influences

The Powerful Role of Paternal Warmth in Development

In studies of many societies and ethnic groups around the world, researchers coded paternal expressions of love and nurturance—evident in such behaviors as cuddling, hugging, comforting, playing, verbally expressing love, and praising the child's behavior. Fathers' affectionate involvement predicted later cognitive, emotional, and social competence as strongly as did mothers' warmth—and occasionally more strongly (Rohner & Veneziano, 2001; Veneziano, 2003). And in Western cultures, paternal warmth and secure attachment protected children against a wide range of difficulties, including childhood emotional and behavior problems and adolescent substance abuse and delinquency (Grant et al., 2000; Michiels et al., 2010; Nelson & Coyne, 2009; Tacon & Caldera, 2001).

Fathers who devote little time to physical caregiving express warmth through play. In a German study, fathers' play sensitivity—accepting toddlers' play initiatives, adapting play behaviors to toddlers' capacities, and responding appropriately to toddlers' expressions of emotion—predicted children's secure internal working models of attachment during middle childhood and adolescence (Grossmann et al., 2002). Through play, fathers seemed to transfer to young children a sense of confidence about parental support, which may strengthen their capacity to master many later challenges.

What factors promote paternal warmth? Cross-cultural research reveals a consistent association between the amount of time fathers spend near infants and toddlers and their expressions of caring and affection (Rohner & Veneziano, 2001). Consider the Aka hunters and gatherers of Central Africa, where fathers spend more time in physical proximity to their babies than in any other known society. Aka fathers are within arm's reach of infants more than half the day, and they pick up, cuddle, and play with their babies at least five times as often as fathers in other hunting-and-gathering societies. Why are Aka fathers so involved? The bond between Aka husband and wife is unusually cooperative and intimate. Throughout the day, couples share hunting, food preparation, and social and leisure activities. The more time Aka parents are together, the greater the father's loving interaction with his baby (Hewlett, 1992).

In Western cultures as well, happily married fathers whose partners cooperate with them in parenting spend more time with and interact more effectively with infants. In contrast, marital dissatisfaction is associated with insensitive paternal care (Brown et al., 2010; Lundy, 2002; Sevigny & Loutzenhiser, 2010). Clearly, fathers' warm relationships with their partners and their babies are closely linked. Evidence for the power of paternal affection, reported in virtually every culture and ethnic group studied, is reason to encourage and support fathers in nurturing care of young children.

© JEFF GREENBERG/THE IMAGE WORKS

In diverse cultures, fathers' warmth predicts long-term favorable cognitive, emotional, and social development.

probably because of the particularly high value that Hispanic cultures place on family involvement (Cabrera & García Coll, 2004; Parke et al., 2004).

Mothers in dual-earner families tend to engage in more playful stimulation of their babies than mothers who are at home full-time (Cox et al., 1992). But fathers who are primary caregivers retain their arousing play style (Lamb & Oppenheim, 1989). These highly involved fathers typically are less gender-stereotyped in their beliefs; have sympathetic, friendly personalities; often had fathers who were more involved in rearing them; and regard parenthood as an especially enriching experience (Cabrera et al., 2000; Levy-Shiff & Israelashvili, 1988).

Fathers' involvement with babies unfolds within a complex system of family attitudes and relationships. A warm marital bond promotes both parents' sensitivity and involvement and children's attachment security, but it is particularly important for fathers (Brown et al., 2010; Lamb & Lewis, 2004). See the Cultural Influences box above for cross-cultural evidence documenting this conclusion—and also highlighting the powerful role of paternal warmth in children's development.

Siblings. Despite declines in family size, 80 percent of North American and European children grow up with at least one sibling (Dunn, 2004). The arrival of a new baby is a difficult experience for most preschoolers, who often become demanding, clingy, and deliberately naughty for a time. Attachment security also declines, especially for children over age 2 (old

Applying What We Know

Encouraging Affectionate Ties Between Infants and Their Preschool Siblings

Suggestion	Description
Spend extra time with the older child.	To minimize the older child's feelings of being deprived of affection and attention, set aside time to spend with her. Fathers can be especially helpful, planning special outings with the preschooler and taking over care of the baby so the mother can be with the older child.
Handle sibling misbehavior with patience.	Respond patiently to the older sibling's misbehavior and demands for attention, recognizing that these reactions are temporary. Give the preschooler opportunities to feel proud of being more grown-up than the baby. For example, encourage the older child to assist with feeding, bathing, dressing, and offering toys, and show appreciation for these efforts.
Discuss the baby's wants and needs.	By helping the older sibling understand the baby's point of view, parents can promote friendly, considerate behavior. Say, for example, "He's so little that he just can't wait to be fed," or "He's trying to reach his rattle, and he can't."
Express positive emotion toward your partner and engage in effective coparenting.	When parents mutually support each other's parenting behavior, their good communication helps the older sibling cope adaptively with jealousy and conflict.

enough to feel threatened and displaced) and for those with mothers under stress (Baydar, Greek, & Brooks-Gunn, 1997; Teti et al., 1996).

Yet resentment is only one feature of a rich emotional relationship that soon develops between siblings. Older children also show affection and concern—kissing and patting the baby and calling out, "Mom, he needs you," when the infant cries. By the end of the first year, babies usually spend much time with older siblings and are comforted by the presence of a preschool-age brother or sister during short parental absences. Throughout childhood, children continue to treat older siblings as attachment figures, turning to them for comfort in stressful situations when parents are unavailable (Seibert & Kerns, 2009).

Nevertheless, individual differences in sibling relationships emerge soon after the new baby's arrival. Certain temperamental traits—high emotional reactivity or activity level—increase the chances of sibling conflict (Brody, Stoneman, & McCoy, 1994; Dunn, 1994). And maternal warmth toward both children is related to positive sibling interaction and to preschoolers' support of a distressed younger sibling (Volling, 2001; Volling & Belsky, 1992). In contrast, maternal harshness and lack of involvement are linked to antagonistic sibling relationships (Howe, Aquan-Assee, & Bukowski, 2001).

Finally, a good marriage and effective coparenting are linked to preschool siblings' capacity to cope adaptively with jealousy and conflict (Volling, McElwain, & Miller, 2002). Perhaps good communication between parents serves as a model of effective problem solving. It may also foster a generally happy family environment, giving children less reason to feel jealous.

Refer to Applying What We Know above for ways to promote positive sibling relationships between babies and preschoolers. Siblings offer a rich social context in which young children learn and practice a wide range of skills, including affectionate caring, conflict resolution, and control of hostile and envious feelings.

© LAURA DWIGHT PHOTOGRAPHY

The arrival of a baby brother or sister is a difficult experience for most preschoolers. Maternal warmth toward both children assures the older sibling of continuing parental love and is related to positive sibling interaction.

Attachment and Later Development

According to psychoanalytic and ethological theories, the inner feelings of affection and security that result from a healthy attachment relationship support all aspects of psychological development. Consistent with this view, an extended longitudinal study found that preschoolers who had been securely attached as babies were rated by their teachers as higher in self-esteem, social skills, and empathy than were their insecurely attached counterparts, who displayed more behavior problems. When studied again at age 11 in summer camp, children who had been secure infants continued to be more socially competent, as judged by camp counselors. And as these well-functioning school-age children became adolescents and young adults, they continued to benefit from more supportive social networks, formed more stable and gratifying romantic relationships, and attained higher levels of education (Elicker, Englund, & Sroufe, 1992; Sroufe, 2002; Sroufe et al., 2005).

For some researchers, these findings indicate that secure attachment in infancy causes improved cognitive, emotional, and social competence in later years. Yet contrary evidence exists. In other longitudinal studies, secure infants generally fared better than insecure infants, but not always (Fearon et al., 2010; McCartney et al., 2004; Schneider, Atkinson, & Tardif, 2001; Stams, Juffer, & van IJzendoorn, 2002).

What accounts for this inconsistency? Mounting evidence indicates that *continuity of caregiving* determines whether attachment security is linked to later development (Lamb et al., 1985; Thompson, 2006). Children whose parents respond sensitively not just in infancy but also in later years are likely to develop favorably. In contrast, children of parents who react insensitively or who, over a long period, are exposed to a negative family climate tend to establish lasting patterns of avoidant, resistant, or disorganized behavior and are at greater risk for developmental difficulties.

A close look at the relationship between parenting and children's adjustment supports this interpretation. Disorganized/disoriented attachment, a pattern associated with serious parental psychological problems and highly maladaptive caregiving, is strongly linked to both internalizing and externalizing difficulties in childhood (Lyons-Ruth, Easterbrooks, & Cibelli, 1997; Moss et al., 2006). And when a large sample of children were tracked from ages 1 to 3 years, those experiencing secure attachment followed by sensitive parenting scored highest in cognitive, emotional, and social outcomes. Those experiencing insecure attachment followed by parental insensitivity scored lowest, while those with mixed histories of attachment and maternal sensitivity scored in between (Belsky & Fearon, 2002a).

Although a secure attachment in infancy does not guarantee good parenting, it does launch the parent–child relationship on a positive path. An early warm, positive parent–child tie, sustained over time, predicts a more confident and complex self-concept, more advanced emotional understanding, more effective social skills, a stronger sense of moral responsibility, and higher motivation to achieve in school (Thompson, 2006, 2008). But the effects of early attachment security are *conditional*—dependent on the quality of the baby's future relationships. Finally, as we will see again in future chapters, attachment is just one of the complex influences on children's psychological development.

ASK YOURSELF

REVIEW What factors explain stability in attachment pattern for some children and change for others? Are these factors also involved in the link between attachment in infancy and later development? Explain.

CONNECT List the diverse factors that affect the parent–infant child bond, and discuss how research confirms the role of each level of ecological systems theory in attachment security.

APPLY What attachment pattern did Timmy display when Vanessa arrived home from work, and what factors probably contributed to it?

REFLECT How would you characterize your internal working model? What factors, in addition to your relationship with your parents, might have influenced it?

Self-Development

Infancy is a rich formative period for the development of both physical and social understanding. In Chapter 5, you learned that infants develop an appreciation of the permanence of objects. In this chapter, we have seen that over the first year, infants recognize and respond appropriately to others' emotions and distinguish familiar from unfamiliar people. That both objects and people achieve an independent, stable existence for the infant implies that knowledge of the self as a separate, permanent entity is also emerging.

Self-Awareness

When Carolyn held Caitlin in front of a mirror, as early as the first few months Caitlin smiled and returned friendly behaviors to her image. At what age did she realize that the charming baby gazing and smiling back was herself?

Beginnings of Self-Awareness. At birth, infants sense that they are distinct from their surroundings. For example, newborns display a stronger rooting reflex in response to external stimulation (an adult's finger touching their cheek) than to self-stimulation (their own hand contacting their cheek) (Rochat & Hespos, 1997). Newborns' remarkable capacity for *intermodal perception* (see page 145 in Chapter 4) supports the beginnings of self-awareness (Rochat, 2003). As they feel their own touch, feel and watch their limbs move, and feel and hear

themselves cry, babies experience intermodal matches that differentiate their own body from surrounding bodies and objects.

Over the first few months, infants distinguish their own visual image from other stimuli, but their self-awareness is limited—expressed only in perception and action. When shown two side-by-side video images of their kicking legs, one from their own perspective (camera behind the baby) and one from an observer's perspective (camera in front of the baby), 3-month-olds looked longer at the observer's view (Rochat, 1998). By 4 months, infants look and smile more at video images of others than at video images of themselves, indicating that they treat another person (as opposed to the self) as a social partner (Rochat & Striano, 2002).

Self-Recognition. During the second year, toddlers become consciously aware of the self's physical features. In several studies, 9- to 28-month-olds were placed in front of a mirror. Then, under the pretext of wiping the baby's face, each mother rubbed red dye on her child's nose or forehead. Younger babies typically touched the mirror as if the red mark had nothing to do with themselves. But those older than 20 months touched or rubbed their noses or foreheads, indicating awareness of their unique appearance (Bard et al., 2006; Lewis & Brooks-Gunn, 1979).

Around age 2, **self-recognition**—identification of the self as a physically unique being—is well under way. Children point to themselves in photos and refer to themselves by name or with a personal pronoun ("I" or "me") (Lewis & Ramsay, 2004). Soon children identify themselves in images with less detail and fidelity than mirrors. Around age 2½, most reach for a sticker surreptitiously placed on top of their heads when shown themselves in a live video, and around age 3 most recognize their own shadow (Cameron & Gallup, 1988; Suddendorf, Simcock, & Nielsen, 2007).

Nevertheless, toddlers make **scale errors,** attempting to do things that their body size makes impossible. For example, they will try to put on dolls' clothes, sit in a doll-sized chair, or walk through a doorway too narrow for them to pass through (Brownell, Zerwas, & Ramani, 2007; DeLoache, Uttal, & Rosengren, 2004). Possibly, toddlers lack an accurate understanding of their own body dimensions. Alternatively, they may simply be exploring the consequences of squeezing into restricted spaces, as they are far less likely to try when the risk of harming themselves is high (the too-narrow doorway is next to a ledge where they could fall) (Franchak & Adolph, 2012). Scale errors decline around age 2, but many 2½-year-olds still make them.

What experiences contribute to gains in self-awareness? During the first year, as infants act on the environment, they probably notice effects that help them sort out self, other people, and objects (Nadel, Prepin, & Okanda, 2005; Rochat, 2001). For example, batting a mobile and seeing it swing in a pattern different from the infant's own actions informs the baby about the relation between self and physical world. Smiling and vocalizing at a caregiver who smiles and vocalizes back helps clarify the relation between self and social world. The contrast between these experiences helps infants sense that they are separate from external reality.

© LAURA DWIGHT PHOTOGRAPHY

This 20-month-old's response to her mirror image indicates that she recognizes her unique physical features and is aware of herself as a separate being, distinct from other people and objects.

Cultural variations exist in early self-development. Urban German and Greek toddlers attain mirror self-recognition earlier than toddlers of the Nso people of Cameroon, a collectivist farming society that highly values social harmony and responsibility to others (Keller et al., 2004, 2005). Compared to their German and Greek counterparts, Nso mothers engage in less face-to-face communication and object stimulation and more body contact and physical stimulation of their babies. German and Greek practices reflect a *distal parenting style* common in cultures that emphasize independence; the Nso practice a *proximal parenting style* typical in cultures that promote interdependence. In line with these differences, Nso proximal parenting is associated with later attainment of self-recognition but earlier emergence of toddlers' compliance with adult requests (see Figure 6.4 on page 208).

Self-Awareness and Early Emotional and Social Development. Self-awareness quickly becomes a central part of children's emotional and social lives. Recall that self-conscious emotions depend on a strengthening sense of self. Self-awareness also leads to first efforts to appreciate others' perspectives. Older toddlers who have experienced sensitive

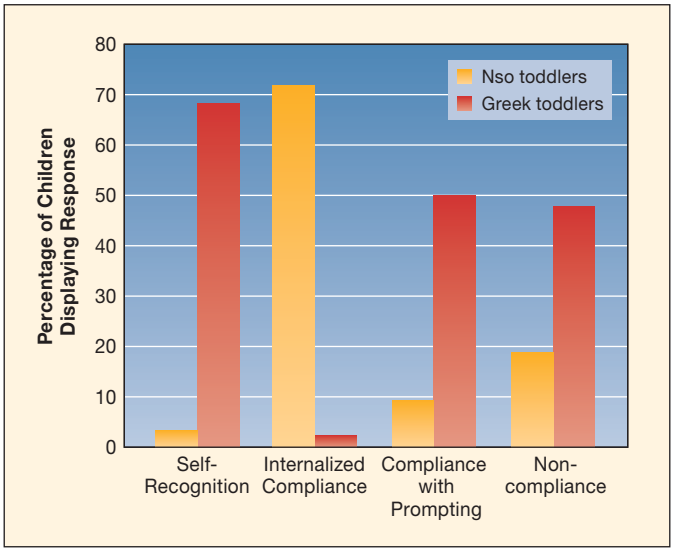

FIGURE 6.4 Self-recognition and compliance among Nso and Greek toddlers. At 10 and 20 months, toddlers were tested for mirror self-recognition and for compliance (they were told not to open a transparent container with an attractive food). Among Greek toddlers, whose culture values independence, many more had attained self-recognition. But Nso toddlers, reared in an interdependent culture, were greatly advanced in compliance (following directions without prompting), whereas Greek toddlers either needed reminders or did not comply. (Adapted from Keller et al., 2004.)

caregiving draw on their advancing cognitive, language, and social skills to express first signs of **empathy**—the ability to understand another's emotional state and *feel with* that person, or respond emotionally in a similar way. For example, they communicate concern when others are distressed and may offer what they themselves find comforting—a hug, a reassuring comment, or a favorite doll or blanket (Hoffman, 2000; Moreno, Klute, & Robinson, 2008).

At the same time, toddlers demonstrate clearer awareness of how to upset others. One 18-month-old heard her mother talking to another adult about an older sibling: "Anny is really frightened of spiders" (Dunn, 1989, p. 107). The innocent-looking toddler ran to the bedroom, returned with the toy spider, and pushed it in front of Anny's face!

Categorizing the Self

By the end of the second year, language becomes a powerful tool in self-development. Between 18 and 30 months, children develop a **categorical self** as they classify themselves and others on the basis of age ("baby," "boy," or "man"), sex ("boy" or "girl"), physical characteristics ("big," "strong"), and even goodness versus badness ("I a good girl." "Tommy mean!") and competencies ("Did it!" "I can't") (Stipek, Gralinski, & Kopp, 1990).

Toddlers use their limited understanding of these social categories to organize their own behavior. As early as 17 months, they select and play in a more involved way with toys that are stereotyped for their own gender—dolls and tea sets for girls, trucks and cars for boys. Their ability to label their own gender predicts a sharp rise in these play preferences over the next few months (Zosuls et al., 2009). Then parents encourage gender-typed behavior by responding more positively when toddlers display it (Ruble, Martin, & Berenbaum, 2006). As we will see in Chapter 8, gender typing increases dramatically in early childhood.

Self-Control

Self-awareness also contributes to effortful control, evident in toddlers' strengthening capacity to inhibit impulses, manage negative emotion, and behave in socially acceptable ways. Indeed, a firmer sense of self may underlie the increasing stability and organization of effortful control in the third year (see page 193). To behave in a self-controlled fashion, children must think of themselves as separate, autonomous beings who can direct their own actions. And they must have the representational and memory capacities to recall a caregiver's directive ("Caitlin, don't touch that light socket!") and apply it to their own behavior.

As these capacities emerge between 12 and 18 months, toddlers first become capable of **compliance.** They show clear awareness of caregivers' wishes and expectations and can obey simple requests and commands. And as every parent knows, they can also decide to do just the opposite! But for most, assertiveness and opposition occur alongside compliance with an eager, willing spirit, which suggests that the child is beginning to adopt the adult's directives as his own (Dix et al., 2007; Kochanska, Murray, & Harlan, 2000). Compliance quickly leads to toddlers' first consciencelike verbalizations—for example, correcting the self by saying "No!" before touching a delicate object or jumping on the sofa.

NATALIE KAUFFMAN/FIRST LIGHT/GETTY IMAGES

This toddler demonstrates compliance and the beginnings of self-control as she helps her father wash dishes. She eagerly joins in the task, suggesting that she is adopting the adult's directives as her own.

Applying What We Know

Helping Toddlers Develop Compliance and Self-Control

Suggestion	Rationale
Respond to the toddler with sensitivity and encouragement.	Toddlers whose parents are sensitive and supportive actively resist at times, but they are also more compliant and self-controlled.
Provide advance notice when the toddler must stop an enjoyable activity.	Toddlers find it more difficult to stop a pleasant activity that is already under way than to wait before engaging in a desired action.
Offer many prompts and reminders.	Toddlers' ability to remember and comply with rules is limited; they need continuous adult oversight and patient assistance.
Respond to self-controlled behavior with verbal and physical approval.	Praise and hugs reinforce appropriate behavior, increasing the likelihood that it will occur again.
Encourage selective and sustained attention (see Chapter 5, page 163).	Development of attention is related to self-control. Children who can shift attention from a captivating stimulus and focus on a less attractive alternative are better at controlling their impulses.
Support language development (see Chapter 5, page 179).	In the second year, children begin to use language to remind themselves of adult expectations and to delay gratification.
Gradually increase rules in a manner consistent with the toddler's developing capacities.	As cognition and language improve, toddlers can follow more rules related to safety, respect for people and property, family routines, manners, and simple chores.

Researchers often study self-control by giving children tasks that, like the situations just mentioned, require **delay of gratification**—waiting for an appropriate time and place to engage in a tempting act. Between ages 1½ and 3, children show an increasing capacity to wait before eating a treat, opening a present, or playing with a toy (Vaughn, Kopp, & Krakow, 1984). Children who are advanced in development of attention and language tend to be better at delaying gratification (Else-Quest et al., 2006). These findings help explain why girls are typically more self-controlled than boys.

Like effortful control in general, young children's capacity to delay gratification is influenced by both biologically based temperament and quality of caregiving (Kochanska & Aksan, 2006; Kochanska & Knaack, 2003). Inhibited children find it easier to wait than angry, irritable children do. But toddlers who experience parental warmth and simple (as opposed to lengthy, detailed) statements that patiently redirect their behavior are more likely to be cooperative and resist temptation (Blandon & Volling, 2008; Hakman & Sullivan, 2009). Such parenting—which encourages and models patient, nonimpulsive behavior—is particularly important for temperamentally reactive children. In one study, anger-prone 7-month-olds with gentle, responsive mothers became eagerly compliant 15-month-olds (Kochanska, Aksan, & Carlson, 2005). Angry infants with insensitive mothers, by contrast, developed into strikingly uncooperative toddlers.

As self-control improves, parents gradually increase the range of rules they expect toddlers to follow, from safety and respect for property and people to family routines, manners, and simple chores (Gralinski & Kopp, 1993). Still, toddlers' control over their own actions depends on constant parental oversight and reminders. Several prompts ("Remember, we're going to go in just a minute") and gentle insistence were usually necessary to get Caitlin to stop playing so that she and her parents could go on an errand. Applying What We Know above summarizes ways to help toddlers develop compliance and self-control.

As the second year of life drew to a close, Carolyn, Monica, and Vanessa were delighted at their children's readiness to learn the rules of social life. As we will see in Chapter 8, advances in cognition and language, along with parental warmth and reasonable demands for maturity, lead preschoolers to make tremendous strides in this area.

ASK YOURSELF

REVIEW What competencies are necessary for the emergence of compliance and self-control?

CONNECT What type of early parenting fosters the development of emotional self-regulation, secure attachment, and self-control? Why, in each instance, is it effective?

APPLY Len, a caregiver of 1- and 2-year-olds, wonders whether toddlers recognize themselves. List signs of self-recognition in the second year that Len can observe.

REFLECT Do you think that "the terrible twos," a commonly used expression to characterize toddler behavior, is an apt description? Explain.

SUMMARY

Erikson's Theory of Infant and Toddler Personality (p. 184)

According to Erikson's psychosocial theory, how do infants and toddlers resolve the psychological conflicts of the first two years?

- Warm, responsive caregiving leads infants to resolve the psychological conflict of **basic trust versus mistrust** on the positive side. During toddlerhood, **autonomy versus shame and doubt** is resolved favorably when parents provide appropriate guidance and reasonable choices. If children emerge from the first few years without sufficient trust and autonomy, the seeds are sown for adjustment problems.

© SYRACUSE NEWSPAPERS/ S. CANNERELLI/THE IMAGE WORKS

Emotional Development (p. 185)

Describe the development of basic emotions over the first year.

- During the first half-year, **basic emotions** gradually become clear, well-organized signals. The **social smile** appears between 6 and 10 weeks, laughter around 3 to 4 months. Happiness strengthens the parent–child bond and both reflects and supports physical and cognitive mastery.
- Anger and fear, especially in the form of **stranger anxiety,** increase in the second half of the first year as infants' cognitive and motor capacities improve. Newly mobile babies use the familiar caregiver as a **secure base** from which to explore.

Summarize changes during the first two years in understanding others' emotions, expression of self-conscious emotions, and emotional self-regulation.

- The ability to understand others' emotional expressions improves over the first year. At 8 to 10 months, infants engage in **social referencing,** actively seeking emotional information from caregivers in uncertain situations. By the middle of the second year, toddlers appreciate that others' emotional reactions may differ from their own.
- During toddlerhood, self-awareness and adult instruction provide the foundation for **self-conscious emotions,** such as guilt, shame, embarrassment, envy, and pride. **Emotional self-regulation** emerges as the prefrontal cortex functions more effectively and as caregivers build on the infants' increasing tolerance for stimulation. When caregivers are emotionally sympathetic but set limits, children develop more effective anger-regulation strategies in the preschool years.

Temperament and Development (p. 190)

What is temperament, and how is it measured?

- **Temperament** refers to early-appearing, stable individual differences in reactivity and self-regulation. The New York Longitudinal Study identified three patterns: the **easy child,** the **difficult child,** and the **slow-to-warm-up child.** Mary Rothbart's model of temperament includes **effortful control,** the ability to regulate one's reactivity.
- Temperament is assessed through parental reports, behavior ratings by others familiar with the child, and laboratory observations. Most neurobiological research has focused on distinguishing **inhibited,** or **shy, children** from **uninhibited,** or **sociable, children.**

What roles do heredity and environment play in the stability of temperament?

- Temperament shows only low to moderate stability. Gene–environment correlation influences the experiences to which children are exposed, and experience modifies temperamental traits. Ethnic and gender differences may have a genetic foundation but are supported by cultural beliefs and practices.
- According to the **goodness-of-fit model,** parenting practices that fit well with the child's temperament help children achieve more adaptive functioning. Temperamentally difficult children are especially responsive to both positive and negative parenting.

Development of Attachment (p. 195)

Describe the development of attachment during the first two years.

- **Ethological theory,** the most widely accepted perspective on **attachment**, recognizes the infant's emotional tie to the caregiver as an evolved response that promotes survival. In early infancy, a set of built-in behaviors encourages the parent to remain close to the baby.
- Around 6 to 8 months, **separation anxiety** and use of the caregiver as a secure base indicate that a true attachment bond has formed. As representation and language develop, separation protest declines. From early caregiving experiences, children construct an **internal working model** that guides future close relationships.

© ELLEN B. SENISI PHOTOGRAPHY

How do researchers measure attachment security, what factors affect it, and what are its implications for later development?

- Using the **Strange Situation,** a laboratory technique for assessing the quality of attachment between 1 and 2 years, researchers have identified four attachment patterns: **secure, avoidant, resistant,** and **disorganized/disoriented.** The **Attachment Q-Sort,** a home observation method suitable for 1- to 4-year-olds, yields a score ranging from high to low in security.
- Securely attached babies more often maintain their attachment pattern than insecure babies, although the disorganized/disoriented pattern is highly stable. Cultural conditions must be considered in interpreting attachment patterns.

- Attachment quality is influenced by early availability of a consistent caregiver, quality of caregiving, the fit between the baby's temperament and parenting practices, and family circumstances. **Sensitive caregiving** is moderately related to attachment security. In Western cultures, **interactional synchrony** characterizes the experiences of securely attached babies.

© JEFF GREENBERG/THE IMAGE WORKS

- Continuity of caregiving is the crucial factor determining whether attachment security is linked to later development. If caregiving improves, children can recover from an insecure attachment history.

Describe infants' capacity for multiple attachments.

- Infants develop strong affectionate ties to fathers, who tend to engage in more exciting, physical play with babies than mothers do. Early in the first year, infants begin to build rich emotional relationships with siblings that mix affection and caring with rivalry and resentment. Individual differences in the quality of sibling relationships are influenced by temperament and parenting.

Self-Development (p. 206)

Describe the development of self-awareness in infancy and toddlerhood, along with the emotional and social capacities it supports.

- At birth, infants sense that they are physically distinct from their surroundings, an awareness that is promoted by their capacity for intermodal perception. Around age 2, **self-recognition**—identification of the self as a physically unique being—is well under way. However, toddlers make **scale errors,** attempting to do things that their body size makes impossible.
- Self-awareness is associated with the beginnings of **empathy,** the ability to feel with another person. As language strengthens and toddlers compare themselves to others, they develop a **categorical self** based on age, sex, physical characteristics, goodness versus badness, and competencies.

NATALIE KAUFFMAN/ GETTY IMAGES/FIRST LIGHT

- Self-awareness provides the foundation for the emergence of **compliance** between 12 and 18 months and gains in **delay of gratification** between 1½ and 3 years. Children who are advanced in development of attention and language and who have warm, encouraging parents tend to be more self-controlled.

Important Terms and Concepts

attachment (p. 195)
Attachment Q-Sort (p. 198)
autonomy versus shame and doubt (p. 184)
avoidant attachment (p. 197)
basic emotions (p. 185)
basic trust versus mistrust (p. 184)
categorical self (p. 208)
compliance (p. 208)
delay of gratification (p. 209)
difficult child (p. 190)
disorganized/disoriented attachment (p. 198)
easy child (p. 190)
effortful control (p. 191)
emotional self-regulation (p. 189)
empathy (p. 208)
ethological theory of attachment (p. 196)
goodness-of-fit model (p. 194)
inhibited, or shy, child (p. 191)
interactional synchrony (p. 200)
internal working model (p. 197)
resistant attachment (p. 198)
scale errors (p. 207)
secure attachment (p. 197)
secure base (p. 187)
self-conscious emotions (p. 188)
self-recognition (p. 207)
sensitive caregiving (p. 199)
separation anxiety (p. 196)
slow-to-warm-up child (p. 190)
social referencing (p. 188)
social smile (p. 185)
stranger anxiety (p. 186)
Strange Situation (p. 197)
temperament (p. 190)
uninhibited, or sociable, child (p. 191)

milestones

Development in Infancy and Toddlerhood

ARIEL SKELLY/BLEND IMAGES/GETTY IMAGES

Birth–6 months

PHYSICAL

- Height and weight increase rapidly. (120)
- Newborn reflexes decline. (107–108)
- Distinguishes basic tastes and odors; shows preference for sweet-tasting foods. (112)
- Responses can be classically and operantly conditioned. (133–134)
- Habituates to unchanging stimuli; recovers to novel stimuli. (134–135)
- Sleep is increasingly organized into a night–day schedule. (128)
- Holds head up, rolls over, and grasps objects. (137, 139)
- Perceives auditory and visual stimuli as organized patterns. (140, 142, 144)
- Shows sensitivity to motion, then binocular, and finally pictorial depth cues. (142)
- Recognizes and prefers human facial pattern; recognizes features of mother's face. (145)
- Masters a wide range of intermodal (visual, auditory, and tactile) relationships. (146)

COGNITIVE

- Engages in immediate and deferred imitation of adults' facial expressions. (135–136, 156)
- Repeats chance behaviors that lead to pleasurable and interesting results. (153–154)
- Has some awareness of many physical properties (including object permanence) and basic numerical knowledge. (155, 160)
- Recognition memory for visual events improves. (163)
- Attention becomes more efficient and flexible. (163)
- Forms categories based on objects' similar physical properties. (165–166)

LANGUAGE

- Coos and, by end of this period, babbles. (176)
- Begins to establish joint attention with caregiver, who labels objects and events. (176)

EMOTIONAL/SOCIAL

- Social smile and laughter emerge. (185)
- Matches feeling tone of caregiver in face-to-face communication; later, expects matched responses. (188)



© LAURA DWIGHT PHOTOGRAPHY

- Emotional expressions become well-organized and meaningfully related to environmental events. (185)
- Regulates emotion by shifting attention and self-soothing. (189)
- Awareness of self as physically distinct from surroundings increases. (206–207)

7–12 months

PHYSICAL

- Approaches adultlike sleep–wake schedule. (128)
- Sits alone, crawls, and walks. (137)

JGI/BLEND IMAGES/GETTY IMAGES

- Reaching and grasping improve in flexibility and accuracy; shows refined pincer grasp. (140)
- Intermodal perception continues to improve. (146)

COGNITIVE

- Engages in intentional, or goal-directed, behavior. (154)
- Finds object hidden in an initial location. (154)
- Recall memory improves, as indicated by gains in deferred imitation of adults' actions with objects. (156–157, 164)
- Solves simple problems by analogy to a previous problem. (157)
- Categorizes objects on the basis of subtle sets of features, even when the perceptual contrast between categories is minimal. (165)

Note: Numbers in parentheses indicate the page or pages on which each milestone is discussed.

LANGUAGE

- Babbling expands to include many sounds of spoken languages and patterns of the child's language community. (176)
- Joint attention with caregiver becomes more accurate. (176)
- Takes turns in games, such as pat-a-cake and peekaboo. (176)
- Comprehends some word meanings. (176)
- Uses preverbal gestures (showing, pointing) to influence others' behavior. (176)

© ELLEN B. SENISI PHOTOGRAPHY

- Around end of this period, understands displaced reference of words and says first words. (157, 176)

EMOTIONAL/SOCIAL

- Smiling and laughter increase in frequency and expressiveness. (185–186)
- Anger and fear increase in frequency and intensity. (185–186)
- Stranger anxiety and separation anxiety appear. (186, 196)
- Uses caregiver as a secure base for exploration. (187–188)
- Shows "clear-cut" attachment to familiar caregivers. (196)
- Increasingly detects the meaning of others' emotional expressions and engages in social referencing. (188)
- Regulates emotion by approaching and retreating from stimulation. (189)

13–18 months

PHYSICAL

- Height and weight gain are rapid, but not as great as in first year. (120)
- Walking is better coordinated. (138)
- Manipulates small objects with improved coordination. (140)

COGNITIVE

- Explores the properties of objects by acting on them in novel ways. (154)
- Searches in several locations for a hidden object. (154)
- Engages in deferred imitation of adults' actions with objects over longer delays and across a change in context—for example, from child care to home. (156)
- Sustained attention improves. (163)
- Recall memory improves further. (164)
- Sorts objects into categories. (166)
- Realizes that pictures can symbolize real objects. (158)

LANGUAGE

- Steadily adds to vocabulary. (175, 177)
- By end of this period, produces 50 words. (175)

EMOTIONAL/SOCIAL

- Joins in play with familiar adults and siblings. (201–202, 205)

© ELLEN B. SENISI PHOTOGRAPHY

- Realizes that others' emotional reactions may differ from one's own. (188)
- Complies with simple directives. (208)

19–24 months

PHYSICAL

- Jumps, walks on tiptoe, and runs. (137)
- Manipulates small objects with good coordination. (140)

COGNITIVE

- Solves simple problems suddenly, through representation. (154)
- Finds a hidden object that has been moved while out of sight. (154)
- Engages in make-believe play, using simple actions experienced in everyday life. (154, 168)

© LAURA DWIGHT PHOTOGRAPHY

- Engages in deferred imitation of actions an adult tries to produce, even if not fully realized. (157)
- Categorizes objects conceptually, on the basis of common function or behavior. (166)

LANGUAGE

- Produces 200 to 250 words. (175)
- Combines two words. (177)

EMOTIONAL/SOCIAL

- Self-conscious emotions (shame, embarrassment, guilt, envy, and pride) emerge. (188–189)
- Acquires a vocabulary for talking about feelings. (189)
- Begins to use language to assist with emotional self-regulation. (189–190)
- Begins to tolerate caregiver's absences more easily; separation anxiety declines. (197)
- Recognizes image of self and, by end of this period, uses own name or personal pronoun to refer to self. (207)
- Less often makes scale errors. (207)
- Shows signs of empathy. (207–208)
- Categorizes self and others on the basis of age, sex, physical characteristics, and goodness and badness. (208)
- Shows gender-stereotyped toy preferences. (208)
- Self-control, as indicated by delay of gratification, emerges. (209)

chapter 7

© LAURA DWIGHT PHOTOGRAPHY

Rich opportunities for playful exploration and peer collaboration contribute vitally to preschoolers' rapidly advancing cognitive and language skills.

Physical and Cognitive Development in Early Childhood

For more than a decade, my fourth-floor office window overlooked the preschool and kindergarten play yard of our university laboratory school. On mild fall and spring mornings, the doors of the classrooms swung open, and sand table, easels, and large blocks spilled out into a small courtyard. Alongside the building was a grassy area with jungle gyms, swings, a playhouse, and a flower garden planted by the children. Beyond it lay a circular path lined with tricycles and wagons. Each day, the setting was alive with activity.

© ELLEN B. SENISI PHOTOGRAPHY

The years from 2 to 6 are often called "the play years," since play blossoms during this time and supports every aspect of development. Our discussion opens with the physical attainments of early childhood—growth in body size and improvements in motor coordination. We look at genetic and environmental factors that support these changes and at their intimate connection with other domains of development.

Then we explore early childhood cognition, beginning with Piaget's preoperational stage. Recent research, along with Vygotsky's sociocultural theory and information processing, extends our understanding of preschoolers' cognitive competencies. Next, we address factors that contribute to early childhood mental development—the home environment, the quality of preschool and child care, and the many hours young children spend watching television and using computers. We conclude with the dramatic expansion of language in early childhood.

chapter outline

PHYSICAL DEVELOPMENT

A Changing Body and Brain
Skeletal Growth • Brain Development

Influences on Physical Growth and Health
Heredity and Hormones • Nutrition • Infectious Disease • Childhood Injuries

Motor Development
Gross-Motor Development • Fine-Motor Development • Individual Differences in Motor Skills

COGNITIVE DEVELOPMENT

Piaget's Theory: The Preoperational Stage
Advances in Mental Representation • Make-Believe Play • Symbol–Real-World Relations • Limitations of Preoperational Thought • Follow-Up Research on Preoperational Thought • Evaluation of the Preoperational Stage • Piaget and Education

SOCIAL ISSUES: EDUCATION Children's Questions: Catalyst for Cognitive Development

Vygotsky's Sociocultural Theory
Private Speech • Social Origins of Early Childhood Cognition • Vygotsky and Education • Evaluation of Vygotsky's Theory

CULTURAL INFLUENCES Children in Village and Tribal Cultures Observe and Participate in Adult Work

Information Processing
Attention • Memory • The Young Child's Theory of Mind • Early Childhood Literacy • Early Childhood Mathematical Reasoning

BIOLOGY AND ENVIRONMENT "Mindblindness" and Autism

Individual Differences in Mental Development
Home Environment and Mental Development • Preschool, Kindergarten, and Child Care • Educational Media

Language Development
Vocabulary • Grammar • Conversation • Supporting Language Development in Early Childhood

PHYSICAL DEVELOPMENT

A Changing Body and Brain

In early childhood, body growth tapers off from the rapid rate of the first two years. On average, children add 2 to 3 inches in height and about 5 pounds in weight each year. Boys continue to be slightly larger than girls. As "baby fat" drops off further, children gradually become thinner, although girls retain somewhat more body fat than boys, who are slightly more muscular. As Figure 7.1 shows, by age 5 the top-heavy, bowlegged, potbellied toddler has become a more streamlined, flat-tummied, longer-legged child with body proportions similar to those of adults. Consequently, posture and balance improve—changes that support gains in motor coordination.

Individual differences in body size are even more apparent during early childhood than in infancy and toddlerhood. Speeding around the bike path in the play yard, 5-year-old Darryl—at 48 inches tall and 55 pounds—towered over his kindergarten classmates. (The average North American 5-year-old boy is 43 inches tall and weighs 42 pounds.) Priti, an Asian-Indian child, was unusually small because of genetic factors linked to her cultural ancestry. Hal, a Caucasian child from a poverty-stricken home, was well below average for reasons we will discuss shortly.

PHOTOS OF CHRIS © BOB DAEMMRICH PHOTOGRAPHY. PHOTOS OF MARIEL © JIM WEST PHOTOGRAPHY

Chris at 3 years
Chris at 3½ years
Chris at 4½ years
Chris at 5 years
Mariel at 2½ years
Mariel at 4 years
Mariel at 4½ years
Mariel at 5 years

FIGURE 7.1 Body growth during early childhood. During the preschool years, children grow more slowly than in infancy and toddlerhood. Chris and Mariel's bodies became more streamlined, flat-tummied, and longer-legged. Boys continue to be slightly taller, heavier, and more muscular than girls. But generally, the two sexes are similar in body proportions and physical capacities.

Skeletal Growth

The skeletal changes of infancy continue throughout early childhood. Between ages 2 and 6, approximately 45 new *epiphyses,* or growth centers in which cartilage hardens into bone, emerge in various parts of the skeleton. X-rays of these growth centers enable doctors to estimate children's *skeletal age,* or progress toward physical maturity (see page 121 in Chapter 4)—information helpful in diagnosing growth disorders.

By the end of the preschool years, children start to lose their primary, or "baby," teeth. Genetic factors heavily influence the age at which they do so. For example, girls, who are ahead of boys in physical development, lose teeth earlier. Environmental influences also matter: Prolonged malnutrition delays the appearance of permanent teeth, whereas overweight and obesity accelerate it (Hilgers et al., 2006).

Diseased baby teeth can affect the health of permanent teeth, so preventing decay in primary teeth is essential—by brushing consistently, avoiding sugary foods, drinking fluoridated water, and getting topical fluoride treatments and sealants (plastic coatings that protect tooth surfaces). Another factor is exposure to tobacco smoke, which suppresses children's immune system, including the ability to fight bacteria responsible for tooth decay. Young children in homes with regular smokers are at increased risk for decayed teeth (Hanioka et al., 2011).

Unfortunately, an estimated 28 percent of U.S. preschoolers have tooth decay, a figure that rises to 50 percent in middle childhood and 60 percent by age 18. Causes include poor diet and inadequate health care—factors that are more likely to affect low-SES children. About 30 percent of U.S. children living in poverty have untreated dental caries (National Institutes of Health, 2011).

Brain Development

Between ages 2 and 6, the brain increases from 70 percent of its adult weight to 90 percent. At the same time, preschoolers improve in a wide variety of skills—physical coordination, perception, attention, memory, language, logical thinking, and imagination.

By age 4, many parts of the cerebral cortex have overproduced synapses. In some regions, such as the prefrontal cortex, the number of synapses is nearly double the adult value. Together, synaptic growth and myelination of neural fibers result in a high energy need. In fact, fMRI evidence reveals that energy metabolism in the cerebral cortex reaches a peak around this age (Huttenlocher, 2002; Nelson, Thomas, & de Haan, 2006). *Synaptic pruning* follows: Neurons that are seldom stimulated lose their connective fibers, and the number of synapses gradually declines. By age 8 to 10, energy consumption of most cortical regions diminishes to near-adult levels (Nelson, 2002). And cognitive capacities increasingly localize in distinct neural systems, reflecting a developmental shift toward a more fine-tuned, efficient neural organization (Tsujimoto, 2008).

EEG, NIRS, and fMRI measures of neural activity indicate especially rapid growth from early to middle childhood in areas of the prefrontal cortex devoted to various aspects of executive function. These include inhibition of impulses, attention, memory, and planning and organizing behavior—capacities that advance markedly over the preschool years (Bunge & Wright, 2007; Durston & Casey, 2006). Furthermore, for most children, the left cerebral hemisphere is especially active between 3 and 6 years and then levels off. In contrast, activity in the right hemisphere increases steadily throughout early and middle childhood (Thatcher, Walker, & Giudice, 1987; Thompson et al., 2000). These findings fit nicely with what we know about several aspects of cognitive development. Language skills (typically housed in the left hemisphere) increase at an astonishing pace in early childhood, and they support children's improved executive function. In contrast, spatial skills (usually located in the right hemisphere), such as giving directions, drawing pictures, and recognizing geometric shapes, develop gradually over childhood and adolescence.

© LAURA DWIGHT PHOTOGRAPHY

A 5-year-old illustrates gains in executive function, supported by rapid growth of the prefrontal cortex, as she engages in an activity that challenges her capacity to attend, remember, and plan.

Differences in rate of development between the two hemispheres suggest that they are continuing to *lateralize* (specialize in cognitive functions). Let's take a closer look at brain lateralization in early childhood by focusing on handedness.

Handedness. Research on handedness, along with other evidence covered in Chapter 4, supports the joint contribution of nature and nurture to brain lateralization. By age 6 months, infants typically display a smoother, more efficient movement when reaching with their right than their left arm. This difference, believed to be biologically based, may contribute to the right-handed bias of most children by the end of the first year (Hinojosa, Sheu, & Michael, 2003; Rönnqvist & Domellöf, 2006). Gradually, handedness extends to additional skills.

Handedness reflects the greater capacity of one side of the brain—the individual's **dominant cerebral hemisphere**—to carry out skilled motor action. Other important abilities are generally located on the dominant side as well. For right-handed people—in Western nations, 90 percent of the population—language is housed in the left hemisphere with hand control. For

the left-handed 10 percent, language is occasionally located in the right hemisphere or, more often, shared between the hemispheres (Szaflarski et al., 2012). This indicates that the brains of left-handers tend to be less strongly lateralized than those of right-handers.

Left-handed parents show only a weak tendency to have left-handed children (Vuoksimaa et al., 2009). One genetic theory proposes that most children inherit a gene that *biases* them for right-handedness and a left-dominant cerebral hemisphere. But that bias is not strong enough to overcome experiences that might sway children toward a left-hand preference (Annett, 2002). Even prenatal events may profoundly affect handedness. Both identical and fraternal twins are more likely than ordinary siblings to differ in hand preference, probably because twins usually lie in opposite orientations in the uterus (Derom et al., 1996). The orientation of most singleton fetuses—facing toward the left—is believed to promote greater control over movements on the body's right side (Previc, 1991).

Handedness also involves practice. It is strongest for complex skills requiring extensive training, such as eating with utensils, writing, and engaging in athletic activities. And wide cultural differences exist. For example, in tribal and village cultures, the rate of left-handedness is relatively high. But in a study of one such society in New Guinea, individuals who had attended school in childhood were far more likely to be extremely right-handed—findings that highlight the role of experience (Geuze et al., 2012).

Although rates of left-handedness are elevated among people with mental retardation and mental illness, atypical brain lateralization is probably not responsible for these individuals' problems. Rather, early damage to the left hemisphere may have caused their disabilities while also leading to a shift in handedness. In support of this idea, left-handedness is associated with prenatal and birth difficulties that can result in brain damage, including maternal stress, prolonged labor, prematurity, Rh incompatibility, and breech delivery (Kurganskaya, 2011; Rodriguez & Waldenström, 2008).

Most left-handers, however, have no developmental problems. In fact, left- and mixed-handed youngsters are slightly advantaged in speed and flexibility of thinking, and they are more likely than their right-handed agemates to develop outstanding verbal and mathematical talents (Flannery & Liederman, 1995; Gunstad et al., 2007). More even distribution of cognitive functions across both brain hemispheres may be responsible.

Other Advances in Brain Development. Besides the cerebral cortex, several other areas of the brain make strides during early childhood (see Figure 7.2). All of these changes involve establishing links between parts of the brain, increasing the coordinated functioning of the central nervous system.

At the rear and base of the brain is the **cerebellum,** a structure that aids in balance and control of body movement. Fibers linking the cerebellum to the cerebral cortex grow and myelinate from birth through the preschool years, contributing to dramatic gains in motor coordination: By the end of the preschool years, children can play hopscotch, throw and catch a ball with well-coordinated movements, and print letters of the alphabet. Connections between the cerebellum and cerebral cortex also support thinking (Diamond, 2000): Children with damage to the cerebellum usually display both motor and cognitive deficits, including problems with memory, planning, and language (Noterdaeme et al., 2002; Riva & Giorgi, 2000).

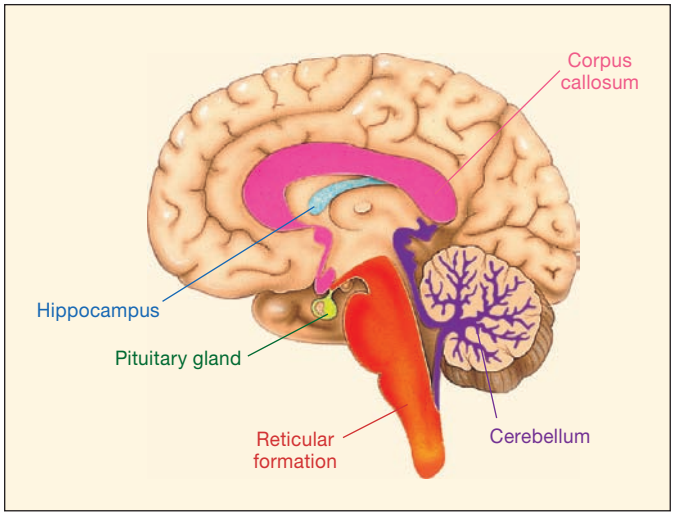

FIGURE 7.2 Cross-section of the human brain, showing the location of the cerebellum, the reticular formation, the hippocampus, and the corpus callosum. These structures undergo considerable development during early childhood. Also shown is the pituitary gland, which secretes hormones that control body growth (see page 219).

The **reticular formation,** a structure in the brain stem that maintains alertness and consciousness, generates synapses and myelinates throughout childhood and into adolescence. Neurons in the reticular formation send out fibers to other brain regions. Many go to the prefrontal cortex, contributing to improvements in sustained, controlled attention.

An inner-brain structure called the **hippocampus,** which plays a vital role in memory and in images of space that help us find our way, undergoes rapid synapse formation and myelination in the second half of the first year, when recall memory and independent movement emerge. Over the preschool and elementary school years, the hippocampus and surrounding areas of the cerebral cortex continue to develop swiftly, establishing connections with one another and with the prefrontal cortex (Nelson, Thomas, & de Haan, 2006). These changes support the dramatic gains in memory and spatial understanding of early and middle childhood.

The **corpus callosum** is a large bundle of fibers connecting the two cerebral hemispheres. Production of synapses and myelination of the corpus callosum peak between 3 and 6 years, then continue more slowly through adolescence (Thompson et al., 2000). The corpus callosum supports smooth coordination of movements on both sides of the body and integration of many aspects of thinking, including perception, attention, memory, language, and problem solving. The more complex the task, the more essential is communication between the hemispheres.

© LAURA DWIGHT PHOTOGRAPHY

Growth and myelination of fibers linking the cerebellum to the cerebral cortex contribute to improved motor coordination and thinking, enabling this child to master a game that requires him to play hopscotch while also throwing a ball.

ASK YOURSELF

REVIEW What aspects of brain development underlie the tremendous gains in language, thinking, and motor control of early childhood?

CONNECT What stand on the nature–nurture issue do findings on development of handedness support? Explain, using research findings.

APPLY Dental checkups reveal a high incidence of untreated tooth decay in a U.S. preschool program serving low-income children. Using findings presented in this and previous chapters, list possible contributing factors.

REFLECT How early, and to what extent, did you experience tooth decay in childhood? What factors might have been responsible?

Influences on Physical Growth and Health

As we consider factors affecting growth and health in early childhood, you will encounter some familiar themes. Heredity remains important, but environmental factors—good nutrition, relative freedom from disease, and physical safety—are also essential.

Heredity and Hormones

The impact of heredity on physical growth is evident throughout childhood. Children's physical size and rate of growth are related to those of their parents (Bogin, 2001). Genes influence growth by controlling the body's production of hormones. The **pituitary gland,** located at the base of the brain, plays a critical role by releasing two hormones that induce growth.

The first, **growth hormone (GH),** is necessary for development of all body tissues except the central nervous system and the genitals. Children who lack GH reach an average mature height of only 4 to 4½ feet. When treated early with injections of GH, such children show catch-up growth and then grow at a normal rate, becoming much taller than they would have without treatment (Bright, Mendoza, & Rosenfeld, 2009).

A second pituitary hormone, **thyroid-stimulating hormone (TSH),** prompts the thyroid gland in the neck to release *thyroxine,* which is necessary for brain development and for GH to have its full impact on body size. Infants born with a deficiency of thyroxine must receive it at once, or they will be mentally retarded. Once the most rapid period of brain development is complete, thyroxine deficiency no longer affects the central nervous system but still causes children to grow more slowly than average. With prompt treatment, however, such children catch up in body growth and eventually reach normal size (Salerno et al., 2001).

Nutrition

With the transition to early childhood, many children become unpredictable, picky eaters. One father I know wistfully recalled how his son, as a toddler, eagerly sampled Chinese food: "Now, at age 3, the only thing he'll try is the ice cream!"

Preschoolers' appetites decline because their growth has slowed. Their wariness of new foods is also adaptive. If they stick to familiar foods, they are less likely to swallow dangerous substances when adults are not around to protect them (Birch & Fisher, 1995). Parents need not worry about variations in amount eaten from meal to meal. Preschoolers compensate for eating little at one meal by eating more at a later one (Hursti, 1999).

Though they eat less, preschoolers require a high-quality diet, including the same foods adults need, but in smaller amounts. Fats, oils, and salt should be kept to a minimum because of their link to high blood pressure and heart disease in adulthood. Foods high in sugar should be eaten only in small amounts to prevent tooth decay and protect against overweight and obesity—a topic we will take up in Chapter 9.

Children tend to imitate the food choices of people they admire, both adults and peers. For example, in Mexico, where children often see family members enjoying peppery foods, preschoolers enthusiastically eat chili peppers, whereas most U.S. children reject them (Birch, Zimmerman, & Hind, 1980). Repeated, unpressured exposure to a new food also increases acceptance (Fuller et al., 2005). For example, serving broccoli or tofu increases children's liking for these healthy foods. In contrast, offering sweet fruit or soft drinks promotes "milk avoidance" (Black et al., 2002).

RED CHOPSTICKS/GETTY IMAGES

As this child's grandmother shows him how to eat with chopsticks, he also acquires a taste for foods commonly served in his culture.

Although children's healthy eating depends on a wholesome food environment, too much parental control limits children's opportunities to develop self-control. When parents offer bribes ("Finish your vegetables, and you can have an extra cookie") children tend to like the healthy food less and the treat more (Birch, Fisher, & Davison, 2003).

LOOK AND LISTEN

Arrange to join a family with at least one preschooler for a meal, and closely observe parental mealtime practices. Are they likely to promote healthy eating habits? Explain. ●

Finally, as indicated in earlier chapters, many children in the United States and in developing countries lack access to sufficient high-quality food to support healthy development. Five-year-old Hal rode a bus from a poor neighborhood to our laboratory preschool. His mother's welfare check barely covered her rent, let alone food. Hal's diet was deficient in protein and in essential vitamins and minerals—iron (to prevent anemia and support central nervous system processes), calcium (to support development of bones and teeth), vitamin A (to help maintain eyes, skin, and a variety of internal organs), and vitamin C (to facilitate iron absorption and wound healing). These are the most common deficiencies of the preschool years (Ganji, Hampl, & Betts, 2003).

Hal was small for his age, pale, inattentive, and unruly at preschool. By the school years, low-SES U.S. children are, on average, ½ to 1 inch shorter than their economically advantaged counterparts (Cecil et al., 2005; Yip, Scanlon, & Trowbridge, 1993). And throughout childhood and adolescence, a nutritionally deficient diet is associated with attention and memory difficulties, lower intelligence and achievement test scores, and behavior problems—especially hyperactivity and aggression—even after family factors that might account for these relationships are controlled (Liu et al., 2004; Lukowski et al., 2010; Slack & Yoo, 2005).

Infectious Disease

One day, I noticed that Hal had been absent from the play yard for several weeks, so I asked Leslie, his preschool teacher, what was wrong. "Hal's been hospitalized with the measles," she explained. "He's had difficulty recovering—lost weight when there wasn't much to lose in the first place." In well-nourished children, ordinary childhood illnesses have no effect on physical growth. But when children are undernourished, disease interacts with malnutrition in a vicious spiral, with potentially severe consequences.

Infectious Disease and Malnutrition. Hal's reaction to the measles is commonplace in developing nations, where a large proportion of the population lives in poverty and many children do not receive routine immunizations. Illnesses such as measles and chicken pox, which typically do not appear until after age 3 in industrialized nations, occur much earlier. Poor diet depresses the body's immune system, making children far more susceptible to disease. Of the 7.5 million annual deaths of children under age 5 worldwide, 98 percent are in developing countries and 65 percent are due to infectious diseases (World Health Organization, 2012a).

Disease, in turn, is a major contributor to malnutrition, hindering both physical growth and cognitive development. Illness reduces appetite and limits the body's ability to absorb foods, especially in children with intestinal infections. In developing countries, widespread diarrhea, resulting from unsafe water and contaminated foods, leads to growth stunting and nearly 1 million childhood deaths each year (World Health Organization, 2012a). Studies carried out in the slums and shantytowns of Brazil and Peru reveal that the more persistent diarrhea is in early childhood, the shorter children are in height and the lower they score on mental tests during the school years (Checkley et al., 2003; Niehaus et al., 2002).

Most developmental impairments and deaths due to diarrhea can be prevented with nearly cost-free *oral rehydration therapy (ORT),* in which sick children are given a solution of glucose, salt, and water that quickly replaces fluids the body loses. Since 1990, public health workers have taught nearly half the families in the developing world how to administer ORT. Also, supplements of zinc (essential for immune system functioning), which cost only 30 cents for a month's supply, substantially reduce the incidence of severe diarrhea (Aggarwal, Sentz, & Miller, 2007).

Immunization. In industrialized nations, childhood diseases have declined dramatically during the past half-century, largely as a result of widespread immunization of infants and young children. Hal got the measles because, unlike his classmates from more economically advantaged homes, he did not receive a full program of immunizations.

About 30 percent of U.S. preschoolers lack essential immunizations. The rate rises to 32 percent for poverty-stricken children, many of whom do not receive full protection until age 5 or 6, when it is required for school entry (U.S. Department of Health and Human Services, 2010e). In contrast, fewer than 10 percent of preschoolers lack immunizations in Denmark and Norway, and fewer than 7 percent in Canada, the Netherlands, Sweden, and the United Kingdom (World Health Organization, 2010).

Why does the United States lag behind these countries in immunization? As noted in earlier chapters, many U.S. children do not have access to the health care they need. In 1994, all medically uninsured children in the United States were guaranteed free immunizations, a program that has led to gains in immunization rates.

Inability to pay for vaccines is only one cause of inadequate immunization. Parents with stressful daily lives or without health benefits of their own often fail to schedule vaccination appointments, and those without a primary care physician do not want to endure long waits in crowded U.S. public health clinics (Falagas & Zarkadoulia, 2008). Some parents have been influenced by media reports suggesting a link between a mercury-based preservative used for decades in vaccines and a rise in the number of children diagnosed with autism. But large-scale studies show no association with autism and no consistent effects on cognitive performance (Richler et al., 2006; Stehr-Green et al., 2003; Thompson et al., 2007). Still, as a precautionary measure, mercury-free versions of childhood vaccines are now available.

In areas where many parents have refused to immunize their children, outbreaks of whooping cough and rubella have occurred, with life-threatening consequences (Kennedy & Gust, 2008; Tuyen & Bisgard, 2003). Public education programs directed at increasing parental knowledge about the importance and safety of timely immunizations are badly needed.

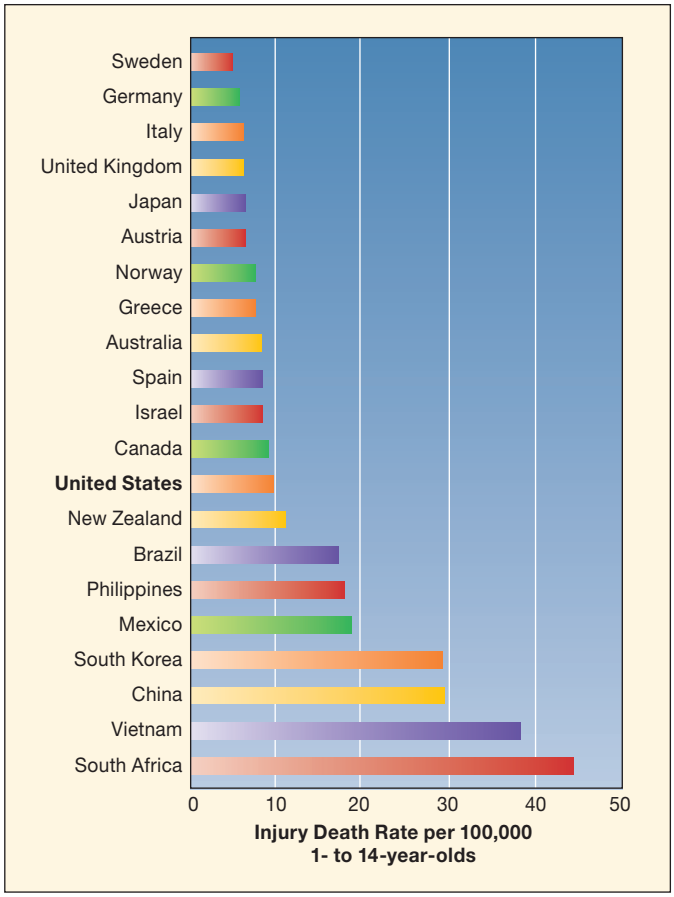

FIGURE 7.3 International death rates due to unintentional injury among 1- to 14-year-olds. Compared with other industrialized nations, the United States has a high injury rate, largely because of widespread childhood poverty and shortages of high-quality child care. Injury death rates are many times higher in developing nations, where poverty, rapid population growth, overcrowding in cities, and inadequate safety measures endanger children's lives. (Adapted from World Health Organization, 2008.)

Childhood Injuries

More than any other child in the preschool classroom, 3-year-old Tommy had trouble sitting still and paying attention. Instead, he darted from one place and activity to another. One day, he narrowly escaped serious injury when he put his mother's car into gear while she was outside scraping ice from its windows. The vehicle rolled through a guardrail and over the side of a 10-foot concrete underpass, where it hung until rescue workers arrived. Police charged Tommy's mother with failure to use a restraint seat for a child younger than age 8.

Unintentional injuries are the leading cause of childhood mortality in industrialized nations. As Figure 7.3 reveals, the United States ranks poorly in these largely preventable events. About 20 percent of U.S. childhood deaths and 50 percent of adolescent deaths result from injuries (Centers for Disease Control and Prevention, 2012b). And among injured children and youths who survive, thousands suffer pain, brain damage, and permanent physical disabilities.

Auto and traffic accidents, drownings, and burns are the most common injuries during early and middle childhood (Safe Kids USA, 2011b). Motor vehicle collisions are by far the most frequent source of injury across all ages, ranking as the leading cause of death among children more than 1 year old.

Factors Related to Childhood Injuries. The common view of childhood injuries as "accidental" suggests they are due to chance and cannot be prevented (Sleet & Mercy, 2003). In fact, these injuries occur within a complex *ecological system* of individual, family, community, and societal influences—and we can do something about them.

Because of their higher activity level and greater impulsivity and risk taking, boys are 1.5 times more likely to be injured than girls (Safe Kids USA, 2008). Children with certain temperamental and personality characteristics—inattentiveness, overactivity, irritability, defiance, and aggression—are also at greater risk (Ordonana, Caspi, & Moffitt, 2008; Schwebel & Gaines, 2007). As we saw in Chapter 6, these children present

© NICEPROSPECT'S/ALAMY

Childhood injury rates are especially high in developing countries with weak public safety measures. These Cambodian children play unsupervised in a poverty-stricken, rundown neighborhood near a former dump site.

child-rearing challenges. They are likely to protest when placed in auto seat restraints, to refuse to take a companion's hand when crossing the street, and to disobey even after repeated instruction and discipline.

Poverty, single parenthood, and low parental education are also strongly associated with injury (Dudani, Macpherson, & Tamim, 2010; Schwebel & Brezausek, 2007). Parents who must cope with many daily stresses often have little energy to monitor the safety of their children. And their rundown homes and neighborhoods pose further risks (Dal Santo et al., 2004).

Broad societal conditions also affect childhood injury. In developing countries, the rate of death from injury before age 15 is five times as high as in developed nations and soon may exceed disease as the leading cause of childhood mortality (World Health Organization, 2008). Rapid population growth, overcrowding in cities, and heavy road traffic combined with weak safety measures are major causes. Safety devices, such as car safety seats and bicycle helmets, are neither readily available nor affordable.

Childhood injury rates are high in the United States because of extensive poverty, shortages of high-quality child care (to supervise children in their parents' absence), and a high rate of births to teenagers, who are not ready for parenthood. But U.S. children from advantaged families are also at considerably greater risk for injury than children in Western Europe (World Health Organization, 2008). This indicates that besides reducing poverty and teenage pregnancy and upgrading the status of child care, additional steps are needed to ensure children's safety.

Preventing Childhood Injuries. Childhood injuries have many causes, so a variety of approaches are needed to reduce them. Laws prevent many injuries by requiring car safety seats, child-resistant caps on medicine bottles, flameproof clothing, and fencing around backyard swimming pools (the site of 50 percent of early childhood drownings) (Brenner & Committee on Injury, Violence, and Poison Protection, 2003). Communities can help by modifying their physical environments. Playgrounds, a common site of injury, can be covered with protective surfaces (Safe Kids USA, 2008). Free, easily installed window guards can be given to families in high-rise apartment buildings to prevent falls. And media campaigns can inform parents and children about safety issues.

But even though they know better, many parents and children behave in ways that compromise safety. About 27 percent of U.S. parents (like Tommy's mother) fail to place their preschoolers in car safety seats. And 84 percent of infant seats and 40 percent of child booster seats are improperly used (Safe Kids USA, 2011a). American parents, especially, seem willing to ignore familiar safety practices, perhaps because of the high value they place on individual rights and personal freedom (Damashek & Peterson, 2002).

Furthermore, many parents begin relying on children's knowledge of safety rules, rather than controlling access to hazards, as early as 2 or 3 years of age—a premature transition associated with a rise in home injuries (Morrongiello, Ondejko, & Littlejohn, 2004). But even older preschoolers spontaneously recall only about half the safety rules their parents teach them. And even with well-learned rules, they need supervision to ensure they comply (Morrongiello, Midgett, & Shields, 2001).

Parent interventions that highlight risk factors and that model and reinforce safety practices are effective in reducing home hazards and childhood injuries (Kendrick et al., 2008). But attention must also be paid to family conditions that can prevent childhood injury: relieving crowding in the home, providing social supports to ease parental stress, and teaching parents to use effective discipline—a topic we take up in Chapter 8.

ASK YOURSELF

REVIEW To effectively prevent childhood injury, why are diverse approaches essential? Cite examples at several levels of the *ecological system.*

CONNECT Using research on malnutrition, show how physical growth and health in early childhood result from a continuous, complex interplay between heredity and environment.

APPLY One day, Leslie prepared a new snack to serve at preschool: celery stuffed with ricotta cheese. The first time she served it, few children touched it. How can Leslie encourage her students to accept the snack? What tactics should she avoid?

REFLECT Ask a parent or other family member whether, as a preschooler, you were a picky eater, suffered from many infectious diseases, or sustained any serious injuries. In each instance, what factors might have been responsible?

Motor Development

TAKE A MOMENT... Observe several 2- to 6-year-olds at play in a neighborhood park, preschool, or child-care center. You will see that an explosion of new motor skills occurs in early childhood, each of which builds on the simpler movement patterns of toddlerhood.

During the preschool years, children continue to integrate previously acquired skills into more complex, *dynamic systems*. Then they revise each new skill as their bodies grow larger and stronger, their central nervous systems develop, their environments present new challenges, and they set new goals.

Gross-Motor Development

As children's bodies become more streamlined and less top-heavy, their center of gravity shifts downward, toward the trunk. As a result, balance improves greatly, paving the way for new motor skills involving large muscles of the body. By age 2, preschoolers' gaits become smooth and rhythmic—secure enough that soon they leave the ground, at first by running and later by jumping, hopping, galloping, and skipping.

As children become steadier on their feet, their arms and torsos are freed to experiment with new skills—throwing and catching balls, steering tricycles, and swinging on horizontal bars and rings. Then upper- and lower-body skills combine into more refined actions. Five- and 6-year-olds simultaneously steer and pedal a tricycle and flexibly move their whole body when throwing, catching, hopping, and jumping. By the end of the preschool years, all skills are performed with greater speed and endurance. Table 7.1 provides a closer look at gross-motor development in early childhood.

© ELLEN B. SENISI PHOTOGRAPHY

As balance improves, preschoolers can combine upper- and lower-body skills into more refined actions, such as walking on stilts.

TABLE 7.1 Changes in Gross- and Fine-Motor Skills During Early Childhood

AGE	GROSS-MOTOR SKILLS	FINE-MOTOR SKILLS
2–3 years	Walks more rhythmically; hurried walk changes to run Jumps, hops, throws, and catches with rigid upper body Pushes riding toy with feet; little steering	Puts on and removes simple items of clothing Zips and unzips large zippers Uses spoon effectively
3–4 years	Walks up stairs, alternating feet, and down stairs, leading with one foot Jumps and hops, flexing upper body Throws and catches with slight involvement of upper body; still catches by trapping ball against chest Pedals and steers tricycle	Fastens and unfastens large buttons Serves self food without assistance Uses scissors Copies vertical line and circle Draws first picture of person, using tadpole image
4–5 years	Walks down stairs, alternating feet Runs more smoothly Gallops and skips with one foot Throws ball with increased body rotation and transfer of weight on feet; catches ball with hands Rides tricycle rapidly, steers smoothly	Uses fork effectively Cuts with scissors following line Copies triangle, cross, and some letters
5–6 years	Increases running speed Gallops more smoothly; engages in true skipping Displays mature, whole-body throwing and catching pattern; increases throwing speed Rides bicycle with training wheels	Uses knife to cut soft food Ties shoes Draws person with six parts Copies some numbers and simple words

Sources: Cratty, 1986; Haywood & Getchell, 2009; Malina & Bouchard, 1991.

Fine-Motor Development

Fine-motor skills, too, take a giant leap forward in the preschool years. As control of the hands and fingers improves, young children put puzzles together, build with small blocks, cut and paste, and string beads. To parents, fine-motor progress is most apparent in two areas: (1) children's care of their own bodies, and (2) the drawings and paintings that fill the walls at home, child care, and preschool.

Self-Help Skills. As Table 7.1 shows, young children gradually become self-sufficient at dressing and feeding. But parents must be patient about these abilities: When tired and in a hurry, young children often revert to eating with their fingers. And the 3-year-old who dresses himself may end up with his shirt on inside out, his pants on backward, and his left snow boot on his right foot! Perhaps the most complex self-help skill of early childhood is shoe tying, mastered around age 6. Success requires a longer attention span, memory for an intricate series of hand movements, and the dexterity to perform them. Shoe tying illustrates the close connection between motor and cognitive development, as do two other skills: drawing and writing.

Drawing. When given crayon and paper, even toddlers scribble in imitation of others. Gradually, marks on the page take on meaning. A variety of cognitive factors combine with fine-motor control to influence changes in children's artful representations (Golomb, 2004). These include the realization that pictures can serve as symbols, improved planning and spatial understanding, and the emphasis that the child's culture places on artistic expression.

Typically, drawing progresses through the following sequence:

1. *Scribbles*. At first, children's gestures rather than the resulting scribbles contain the intended representation. For example, one 18-month-old made her crayon hop and, as it produced a series of dots, explained, "Rabbit goes hop-hop" (Winner, 1986).
2. *First representational forms*. Around age 3, children's scribbles start to become pictures. Often children make a gesture with the crayon, notice that they have drawn a recognizable shape, and then label it (Winner, 1986). Few 3-year-olds spontaneously draw so others can tell what their picture represents. But when adults draw with children and point out the resemblances between drawings and objects, preschoolers' pictures become more comprehensible and detailed (Braswell & Callanan, 2003).

   A major milestone in drawing occurs when children use lines to represent the boundaries of objects, enabling 3- and 4-year-olds to draw their first picture of a person. Fine-motor and cognitive limitations lead the preschooler to reduce the figure to the simplest form that still looks human: the universal "tadpole" image, a circular shape with lines attached, shown on the left in Figure 7.4.
3. *More realistic drawings*. Five- and 6-year-olds create more complex drawings, like the one on the right in Figure 7.4, containing more conventional human and animal figures, with the head and body differentiated. Older preschoolers' drawings still contain perceptual distortions because they have just begun to represent depth (Cox & Littlejohn, 1995). This free depiction of reality makes their artwork look fanciful and inventive.

LOOK AND LISTEN

Visit a preschool or child-care center where artwork by 3- to 5-year-olds is plentiful. Note age differences in the complexity of children's drawings. ●

FIGURE 7.4 Examples of young children's drawings. The universal tadpolelike shape that children use to draw their first picture of a person is shown on the left. The tadpole soon becomes an anchor for greater details that sprout from the basic shape. By the end of the preschool years, children produce more complex, differentiated pictures like the one on the right, drawn by a 6-year-old child. (*Left:* Reprinted by permission from *Artful Scribbles* by Howard Gardner. Available from Basic Books, an imprint of The Perseus Books Group. Copyright © 1982. *Right:* From E. Winner, "Where Pelicans Kiss Seals," *Psychology Today, 20*[8], August 1986, p. 35. Reprinted by permission from the collection of Ellen Winner.)

HANG XINGWEI/XINHUA /LANDOV

The complex drawings of these kindergartners in Suzhou, China, benefit from adult expectations that young children learn to draw well and from the rich artistic traditions of Chinese culture.

Cultural Variations in Development of Drawing. In cultures with rich artistic traditions, children create elaborate drawings that reflect the conventions of their culture. Adults encourage young children by offering suggestions, modeling ways to draw, and asking them to label their pictures. Peers, as well, discuss one another's drawings and copy from one another's work (Braswell, 2006). All of these practices enhance young children's drawing progress.

But in cultures with little interest in art, even older children and adolescents produce simple forms. In the Jimi Valley, a remote region of Papua New Guinea with no indigenous pictorial art, many children do not go to school and therefore have little opportunity to develop drawing skills. When a Western researcher asked nonschooled Jimi 10- to 15-year-olds to draw a human figure for the first time, most produced nonrepresentational scribbles and shapes or simple "stick" images resembling preschoolers' tadpolelike shapes (Martlew & Connolly, 1996). These forms seem to be a universal beginning in drawing. Once children realize that lines must evoke human features, they find solutions to figure drawing that follow the general sequence described earlier.

Early Printing. When preschoolers first try to write, they scribble, making no distinction between writing and drawing. Around age 4, writing shows some distinctive features of print, such as separate forms arranged in a line on the page. But children often include picturelike devices—for example, a circular shape for "sun" (Ehri & Roberts, 2006). Only gradually, between ages 4 and 6, as they learn to name alphabet letters and link them with language sounds, do children realize that writing stands for language.

Preschoolers' first attempts to print often involve their name, generally using a single letter. "How do you make a *D*?" my older son, David, asked at age 3½. When I printed a large uppercase *D,* he tried to copy. "*D* for David," he proclaimed, quite satisfied with his backward, imperfect creation. By age 5, David printed his name clearly enough for others to read but, like many children, continued to reverse some letters until well into second grade. Until children start to read, they do not find it useful to distinguish between mirror-image forms, such as *b* and *d* and *p* and *q* (Bornstein & Arterberry, 1999).

Individual Differences in Motor Skills

Wide individual differences exist in the ages at which children reach motor milestones. A tall, muscular child tends to move more quickly and to acquire certain skills earlier than a short, stocky youngster. And as in other domains, parents and teachers probably provide more encouragement to children with biologically based motor-skill advantages.

Sex differences in motor skills are evident in early childhood. Boys are ahead of girls in skills that emphasize force and power. By age 5, they can broad-jump slightly farther, run slightly faster, and throw a ball about 5 feet farther. Girls have an edge in fine-motor skills and in certain gross-motor skills that depend on balance and agility, such as hopping and skipping (Fischman, Moore, & Steele, 1992; Haywood & Getchell, 2009). Boys' greater muscle mass and, in the case of throwing, slightly longer forearms contribute to their skill advantages. And girls' greater overall physical maturity may be partly responsible for their better balance and precision of movement.

From an early age, boys and girls are usually encouraged into different physical activities. For example, fathers are more likely to play catch with their sons than with their daughters. Sex differences in motor skills increase with age, but they remain small throughout childhood (Greendorfer, Lewko, & Rosengren, 1996). This suggests that social pressures for boys, more than girls, to be active and physically skilled exaggerate small, genetically based sex differences.

Children master the motor skills of early childhood during everyday play. Aside from throwing (where direct instruction is helpful), preschoolers exposed to gymnastics, tumbling, and other formal lessons do not make faster progress. When children have access to play spaces appropriate for running, climbing, jumping, and throwing and are encouraged to use them, they respond eagerly to these challenges. Similarly, fine-motor skills can be supported through daily routines, such as pouring juice and dressing, and through play that involves puzzles, construction sets, drawing, painting, sculpting, cutting, and pasting.

Finally, the social climate created by adults can enhance or dampen preschoolers' motor development. When parents and

teachers criticize a child's performance, push specific motor skills, or promote a competitive attitude, they risk undermining children's self-confidence and, in turn, their motor progress (Berk, 2006). Adult involvement in young children's motor activities should focus on fun rather than on winning or perfecting the "correct" technique.

ASK YOURSELF

REVIEW Describe typical changes in children's drawings during early childhood, along with factors that contribute to those changes.

CONNECT How are experiences that best support preschoolers' motor development consistent with experience-expectant brain growth of the early years? (Return to page 128 in Chapter 4 to review.)

APPLY Mabel and Chad want to do everything they can to support their 3-year-old daughter's motor development. What advice would you give them?

COGNITIVE DEVELOPMENT

One rainy morning, as I observed in our laboratory preschool, Leslie, the children's teacher, joined me at the back of the room. "Preschoolers' minds are such a blend of logic, fantasy, and faulty reasoning," Leslie reflected. "Every day, I'm startled by the maturity and originality of what they say and do. Yet at other times, their thinking seems limited and inflexible."

Leslie's comments sum up the puzzling contradictions of early childhood cognition. Hearing a loud thunderclap outside, 3-year-old Sammy exclaimed, "A magic man turned on the thunder!" Even after Leslie explained that thunder is caused by lightning, not by a person turning it on, Sammy persisted: "Then a magic lady did it."

In other respects, Sammy's thinking was surprisingly advanced. At snack time, he accurately counted, "One, two, three, four!" and then got four cartons of milk, one for each child at his table. But when his snack group included more than four children, Sammy's counting broke down. And after Priti dumped out her raisins, scattering them in front of her on the table, Sammy asked, "How come you got lots, and I only got this little bit?" He didn't realize that he had just as many raisins; his were simply all bunched up in a tiny red box.

To understand Sammy's reasoning, we turn first to Piaget's and Vygotsky's theories and evidence highlighting the strengths and limitations of each. Then we consider additional research on young children's cognition inspired by the information-processing perspective, address factors that contribute to individual differences in mental development, and look at the dramatic expansion of language in early childhood.

Piaget's Theory: The Preoperational Stage

As children move from the sensorimotor to the **preoperational stage,** which spans the years 2 to 7, the most obvious change is an extraordinary increase in representational, or symbolic, activity. Infants and toddlers' mental representations are impressive, but in early childhood, representational capacities blossom.

Advances in Mental Representation

Piaget acknowledged that language is our most flexible means of mental representation. By detaching thought from action, language permits far more efficient thinking than was possible earlier. When we think in words, we overcome the limits of our momentary experiences. We can deal with past, present, and future at once and combine concepts in unique ways, as when we imagine a hungry caterpillar eating bananas or monsters flying through the forest at night.

But Piaget did not regard language as the primary ingredient in childhood cognitive change. Instead, he believed that sensorimotor activity leads to internal images of experience, which children then label with words (Piaget, 1936/1952). In support of Piaget's view, children's first words have a strong sensorimotor basis (see Chapter 5). In addition, infants and toddlers acquire an impressive range of categories long before they use words to label them (see page 127). But as we will see, Piaget underestimated the power of language to spur children's cognition.

Make-Believe Play

Make-believe play is another excellent example of the development of representation in early childhood. Piaget believed that through pretending, young children practice and strengthen newly acquired representational schemes. Drawing on his ideas, several investigators have traced the development of make-believe during the preschool years.

Development of Make-Believe. One day, Sammy's 20-month-old brother, Dwayne, visited the classroom. Dwayne wandered around, picked up a toy telephone receiver, said, "Hi, Mommy," and then dropped it. Next, he found a cup, pretended to drink, and then toddled off again. Meanwhile, Sammy joined Vance and Priti in the block area for a space shuttle launch.

"That can be our control tower," Sammy suggested, pointing to a corner by a bookshelf. "Countdown!" he announced, speaking into his "walkie-talkie"—a small wooden block. "Five, six, two, four, one, blastoff!" Priti made a doll push a pretend button, and the rocket was off!

Comparing Dwayne's pretend play with Sammy's, we see three important changes that reflect the preschool child's growing symbolic mastery:

- *Play detaches from the real-life conditions associated with it.* In early pretending, toddlers use only realistic objects—a

© LAURA DWIGHT PHOTOGRAPHY

Make-believe play increases in sophistication during the preschool years. Children pretend with less realistic toys and increasingly coordinate make-believe roles, such as bus driver and passengers.

toy telephone to talk into or a cup to drink from. Their earliest pretend acts usually imitate adults' actions and are not yet flexible. Children younger than age 2, for example, will pretend to drink from a cup but refuse to pretend a cup is a hat (Rakoczy, Tomasello, & Striano, 2005). They have trouble using an object (cup) that already has an obvious use as a symbol of another object (hat).

After age 2, children pretend with less realistic toys (a block for a telephone receiver). Gradually, they can imagine objects and events without any support from the real world, as Sammy's imaginary control tower illustrates (O'Reilly, 1995; Striano, Tomasello, & Rochat, 2001). And by age 3, they flexibly understand that an object (a yellow stick) may take on one fictional identity in one pretend game (a toothbrush) and another fictional identity (a carrot) in a different pretend game (Wyman, Rakoczy, & Tomasello, 2009).

- *Play becomes less self-centered.* At first, make-believe is directed toward the self—for example, Dwayne pretends to feed only himself. Soon, children direct pretend actions toward other objects, as when a child feeds a doll. Early in the third year, they become detached participants, making a doll feed itself or pushing a button to launch a rocket (McCune, 1993). Increasingly, preschoolers realize that agents and recipients of pretend actions can be independent of themselves.
- *Play includes more complex combinations of schemes.* Dwayne can pretend to drink from a cup, but he does not yet combine pouring and drinking. Later, children combine schemes with those of peers in **sociodramatic play**, the make-believe with others that is under way by the end of the second year and increases rapidly in complexity during early childhood (Kavanaugh, 2006). Already, Sammy and his classmates can create and coordinate several roles in an elaborate plot. By the end of early childhood, children have a sophisticated understanding of role relationships and story lines (Göncü, 1993).

LOOK AND LISTEN

Observe the make-believe play of several 2- to 4-year-olds. Describe pretend acts that exemplify important developmental changes. ●

In sociodramatic play, children display awareness that make-believe is a representational activity—an understanding that strengthens over early childhood (Lillard, 2003; Rakoczy, Tomasello, & Striano, 2004; Sobel, 2006). ***TAKE A MOMENT...*** Listen closely to a group of preschoolers as they assign roles and negotiate make-believe plans: "You *pretend to be* the astronaut, I'll *act like* I'm operating the control tower!" In communicating about pretend, children think about their own and others' fanciful representations—evidence that they have begun to reason about people's mental activities.

Benefits of Make-Believe. Today, Piaget's view of make-believe as mere practice of representational schemes is regarded as too limited. Play not only reflects but also contributes to children's cognitive and social skills. Compared with social non-pretend activities (such as drawing or putting puzzles together), during sociodramatic play preschoolers' interactions last longer, show more involvement, draw more children into the activity, and are more cooperative (Creasey, Jarvis, & Berk, 1998).

It is not surprising, then, that preschoolers who spend more time at sociodramatic play are seen as more socially competent by their teachers (Connolly & Doyle, 1984). And many studies reveal that make-believe strengthens a wide variety of mental abilities, including sustained attention, memory, logical reasoning, language and literacy, imagination, creativity, and the ability to reflect on one's own thinking, regulate one's own emotions and behavior, and take another's perspective (Bergen & Mauer, 2000; Berk, Mann, & Ogan, 2006; Elias & Berk, 2002; Hirsh-Pasek et al., 2009; Lindsey & Colwell, 2003; Ogan & Berk, 2009; Ruff & Capozzoli, 2003). We will return to the topic of early childhood play in this and the next chapter.

Symbol–Real-World Relations

To make believe and draw—and to understand other forms of representation, such as photographs, models, and maps—preschoolers must realize that each symbol corresponds to something specific in everyday life. In Chapter 5, we saw that by the middle of the second year, children grasp the symbolic function of realistic-looking photos, and around age 2½, of TV and video. When do children comprehend other challenging symbols—for example, three-dimensional models of real-world spaces?

In one study, 2½- and 3-year-olds watched an adult hide a small toy (Little Snoopy) in a scale model of a room and then were asked to retrieve it. Next, they had to find a larger toy (Big Snoopy) hidden in the room that the model represented. Not until age 3 could most children use the model as a guide to finding Big Snoopy in the real room (DeLoache, 1987). The 2½-year-olds did not realize that the model could be both *a toy room* and *a symbol of another room.* They had trouble with **dual representation**—viewing a symbolic object as both an object

© ELLEN B. SENISI PHOTOGRAPHY

Preschoolers who experience a variety of symbols come to understand dual representation—for example, that this dollhouse is an object in its own right but can also stand for another, a full-sized house where people live.

in its own right and a symbol. In support of this interpretation, when researchers made the model room less prominent as an object, by placing it behind a window and preventing children from touching it, more 2½-year-olds succeeded at the search task (DeLoache, 2000, 2002). Recall, also, that in make-believe play, 1½- to 2-year-olds cannot use an object that has an obvious use (cup) to stand for another object (hat). Likewise, 2-year-olds do not yet grasp that a line drawing—an object in its own right—also represents real-world objects.

Similarly, when presented with objects disguised in various ways and asked what each "looks like" and what each "is really and truly," preschoolers have difficulty. For example, when asked whether a stone painted to look like an egg "is really and truly" an egg, children younger than age 6 often responded "yes" (Flavell, Green, & Flavell, 1987). But simplify these appearance–reality tasks by permitting children to solve them nonverbally, by selecting from an array of objects the one that "really" has a particular identity, and most 3-year-olds perform well (Deák, Ray, & Brenneman, 2003). They realize that an object can be one thing (a stone) while symbolizing another (an egg).

How do children grasp the dual representation of symbolic objects? When adults point out similarities between models and real-world spaces, 2½-year-olds perform better on the find-Snoopy task (Peralta de Mendoza & Salsa, 2003). Also, insight into one type of symbol–real-world relation helps preschoolers master others. For example, children regard realistic-looking pictures as symbols early because a picture's primary purpose is to stand for something; it is not an interesting object in its own right (Preissler & Carey, 2004; Simcock & DeLoache, 2006). And 3-year-olds who can use a model of a room to locate Big Snoopy readily transfer their understanding to a simple map (Marzolf & DeLoache, 1994). In sum, experiences with diverse symbols—photos, picture books, make-believe, and maps—help preschoolers appreciate that one object can stand for another.

Limitations of Preoperational Thought

Aside from gains in representation, Piaget described preschoolers in terms of what they *cannot* understand (Beilin, 1992). As the term *pre*operational suggests, he compared them to older, more competent children who have reached the concrete operational stage. According to Piaget, young children are not capable of *operations*—mental actions that obey logical rules. Rather, their thinking is rigid, limited to one aspect of a situation at a time, and strongly influenced by the way things appear at the moment.

Egocentrism. For Piaget, the most fundamental deficiency of preoperational thinking is **egocentrism**—failure to distinguish others' symbolic viewpoints from one's own. He believed that when children first mentally represent the world, they tend to focus on their own viewpoint and simply assume that others perceive, think, and feel the same way they do.

Piaget's most convincing demonstration of egocentrism involves his *three-mountains problem,* described in Figure 7.5. He also regarded egocentrism as responsible for preoperational children's *animistic thinking*—the belief that inanimate objects have lifelike qualities, such as thoughts, wishes, feelings, and intentions (Piaget, 1926/1930). Recall Sammy's firm insistence that someone must have turned on the thunder. According to Piaget, because young children egocentrically assign human purposes to physical events, magical thinking is common during the preschool years.

Piaget argued that preschoolers' egocentric bias prevents them from *accommodating,* or reflecting on and revising their faulty reasoning in response to their physical and social worlds. To understand this shortcoming, let's consider some additional tasks that Piaget gave to children.

FIGURE 7.5 Piaget's three-mountains problem. Each mountain is distinguished by its color and by its summit. One has a red cross, another a small house, and the third a snow-capped peak. Children at the preoperational stage respond egocentrically. They cannot select a picture that shows the mountains from the doll's perspective. Instead, they simply choose the photo that reflects their own vantage point.

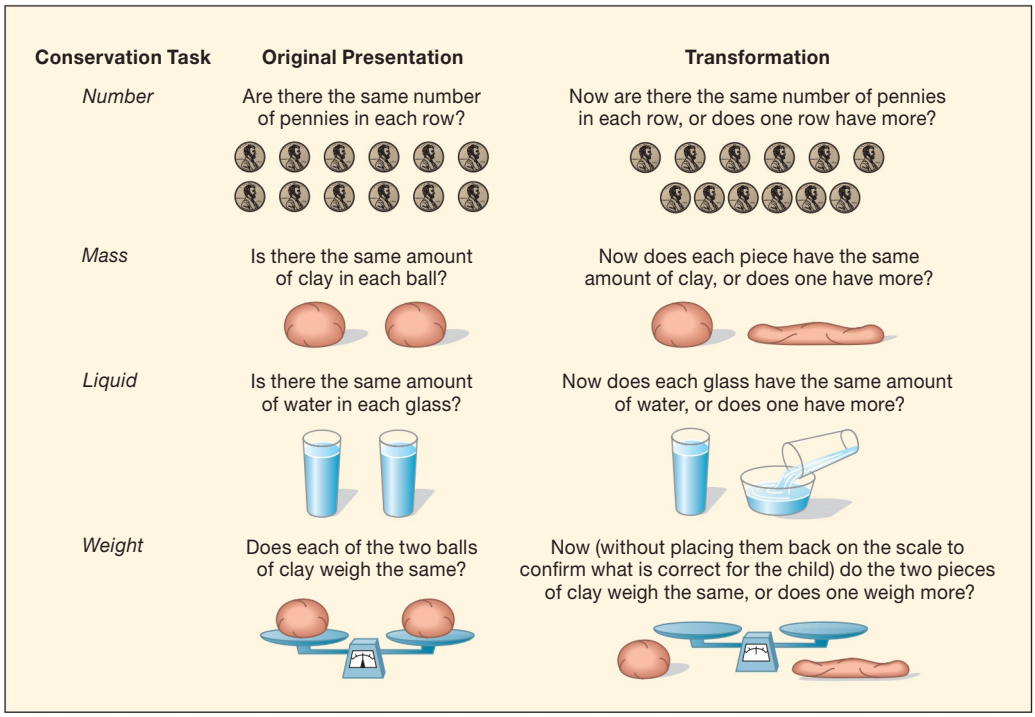

FIGURE 7.6 Some Piagetian conservation tasks. Children at the preoperational stage cannot yet conserve. These tasks are mastered gradually over the concrete operational stage. Children in Western nations typically acquire conservation of number, mass, and liquid sometime between 6 and 7 years and of weight between 8 and 10 years.

Inability to Conserve. Piaget's famous conservation tasks reveal a variety of deficiencies of preoperational thinking. **Conservation** refers to the idea that certain physical characteristics of objects remain the same, even when their outward appearance changes. At snack time, Priti and Sammy had identical boxes of raisins, but when Priti spread her raisins out on the table, Sammy was convinced that she had more.

In another conservation task involving liquid, the child is shown two identical tall glasses of water and asked if they contain equal amounts. Once the child agrees, the water in one glass is poured into a short, wide container, changing its appearance but not its amount. Then the child is asked whether the amount of water has changed. Preoperational children think the quantity has changed. They explain, "There is less now because the water is way down here" (that is, its level is so low) or, "There is more now because it is all spread out." Figure 7.6 illustrates other conservation tasks that you can try with children.

The inability to conserve highlights several related aspects of preoperational children's thinking. First, their understanding is *centered,* or characterized by **centration.** They focus on one aspect of a situation, neglecting other important features. In conservation of liquid, the child *centers* on the height of the water, failing to realize that changes in width compensate for changes in height. Second, children are easily distracted by the *perceptual appearance* of objects. Third, children treat the initial and final states of the water as unrelated events, ignoring the *dynamic transformation* (pouring of water) between them.

The most important illogical feature of preoperational thought is its **irreversibility,** an inability to mentally go through a series of steps in a problem and then reverse direction, returning to the starting point. *Reversibility* is part of every logical operation. After Priti spills her raisins, Sammy cannot reverse by thinking, "I know that Priti doesn't have more raisins than I do. If we put them back in that little box, her raisins and my raisins would look just the same."

Lack of Hierarchical Classification. Preoperational children have difficulty with **hierarchical classification**—the organization of objects into classes and subclasses on the basis of similarities and differences. Piaget's famous *class inclusion problem,* illustrated in Figure 7.7, demonstrates this limitation. Preoperational children center on the overriding feature, red. They do not think reversibly by moving from the whole class (flowers) to the parts (red and blue) and back again.

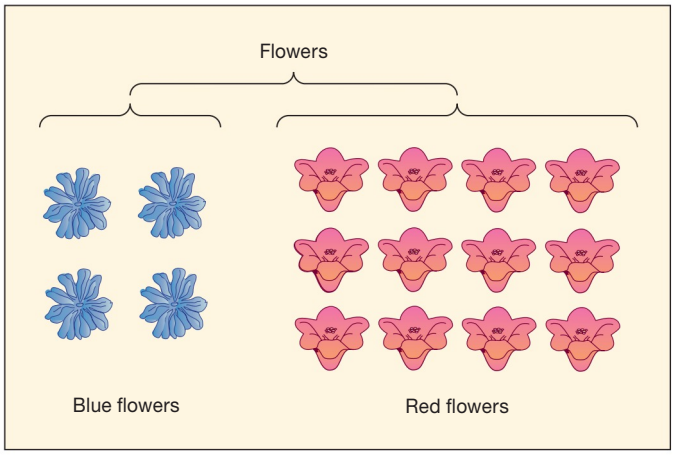

FIGURE 7.7 A Piagetian class inclusion problem. Children are shown 16 flowers, 4 of which are blue and 12 of which are red. Asked, "Are there more red flowers or flowers?" the preoperational child responds, "More red flowers," failing to realize that both red and blue flowers are included in the category "flowers."

Follow-Up Research on Preoperational Thought

Over the past three decades, researchers have challenged Piaget's view of preschoolers as cognitively deficient. Because many Piagetian problems contain unfamiliar elements or too many pieces of information for young children to handle at once, preschoolers' responses do not reflect their true abilities. Piaget also missed many naturally occurring instances of effective reasoning by preschoolers.

Egocentric, Animistic, and Magical Thinking. Do young children really believe that a person standing elsewhere in a room sees exactly what they see? When researchers use simplified tasks with familiar objects, 3-year-olds show clear awareness of others' vantage points, such as recognizing how something looks to another person who is looking at it through a color filter (Moll & Meltzoff, 2011). Even 2-year-olds realize that what they see sometimes differs from what another person sees. When asked to help an adult looking for a lost object, 24-month-olds—but not 18-month-olds—handed her a toy resting behind a bucket that was within the child's line of sight but not visible to the adult (Moll & Tomasello, 2006).

Nonegocentric responses also appear in young children's conversations. For example, preschoolers adapt their speech to fit the needs of their listeners. Four-year-olds use shorter, simpler expressions when talking to 2-year-olds than to agemates or adults (Gelman & Shatz, 1978). And in describing objects, children do not use such words as "big" and "little" in a rigid, egocentric fashion. Instead, they *adjust* their descriptions to allow for context. By age 3, children judge a 2-inch shoe as small when seen by itself (because it is much smaller than most shoes) but as big for a tiny 5-inch-tall doll (Ebeling & Gelman, 1994).

In Chapter 5, we saw that toddlers have already begun to infer others' intentions (see page 157). And in his later writings, Piaget (1945/1951) did describe preschoolers' egocentrism as a *tendency* rather than an inability. As we revisit the topic of perspective taking, we will see that it develops gradually throughout childhood and adolescence.

Piaget also overestimated preschoolers' animistic beliefs. Even young infants have begun to distinguish animate from inanimate, as indicated by their developing categorical distinctions between living and nonliving things (see page 166). By age 2½, children give psychological explanations ("he likes to" or "she wants to") for people and occasionally for animals, but rarely for objects (Hickling & Wellman, 2001). In addition, preschoolers rarely attribute biological properties (like eating and growing) to robots, indicating that they are well aware that even a self-moving robot with lifelike features is not alive. They often say that robots have perceptual and psychological capacities—for example, seeing, thinking, and remembering (Jipson & Gelman, 2007; Subrahmanyam, Gelman, & Lafosse, 2002). But these responses result from incomplete knowledge about certain objects, and they decline with age.

Similarly, preschoolers think that magic accounts for events they otherwise cannot explain, as in Sammy's magical explanation of thunder (Rosengren & Hickling, 2000). Consequently, most 3- and 4-year-olds believe in the supernatural powers of fairies, goblins, and other enchanted creatures. Furthermore, older 3-year-olds and 4-year-olds think that violations of physical laws (walking through a wall) and mental laws (turning on the TV just by thinking about it) require magic more than violations of social conventions (taking a bath with shoes on) (Browne & Woolley, 2004). These responses indicate that preschoolers' notions of magic are flexible and appropriate.

Between ages 4 and 8, as children gain familiarity with physical events and principles, their magical beliefs decline. They figure out who is really behind Santa Claus and the Tooth Fairy, and they realize that the antics of magicians are due to trickery (Subbotsky, 2004). And increasingly, children say that characters and events in fantastical stories aren't real (Woolley & Cox, 2007). Still, because children entertain the possibility that something imaginary might materialize, they may react with anxiety to scary stories, TV shows, and nightmares.

Logical Thought. Many studies show that when preschoolers are given tasks that are simplified and relevant to their everyday lives, they do not display the illogical characteristics that Piaget saw in the preoperational stage. For example, when a conservation-of-number task is scaled down to include only three items instead of six or seven, 3-year-olds perform well (Gelman, 1972). And when asked carefully worded questions about what happens to a substance (such as sugar) after it is dissolved in water, most 3- to 5-year-olds know that the substance is conserved—that it continues to exist, can be tasted, and makes the liquid heavier, even though it is invisible in the water (Au, Sidle, & Rollins, 1993; Rosen & Rozin, 1993).

Preschoolers' ability to reason about transformations is evident on other problems. They can engage in impressive *reasoning by analogy* about physical changes. Presented with the picture-matching problem "Play dough is to cut-up play dough as apple is to . . . ?," even 3-year-olds choose the correct answer (a cut-up apple) from a set of alternatives, several of which (a bitten apple, a cut-up loaf of bread) share physical features with the right choice (Goswami, 1996). These findings indicate that in familiar contexts, preschoolers can overcome appearances and think logically about cause and effect.

Finally, even without detailed biological or mechanical knowledge, preschoolers understand that the insides of animals are responsible for certain cause–effect sequences (such as willing oneself to move) that are impossible for nonliving things, such as machines (Gelman, 2003; Keil & Lockhart, 1999). Preschoolers seem to use illogical reasoning only when grappling with unfamiliar topics, too much information, or contradictory facts that they cannot reconcile.

Categorization. Despite their difficulty with Piagetian class inclusion tasks, preschoolers organize their everyday knowledge into nested categories at an early age. By the beginning of early childhood, children's categories include objects that go together because of their common function, behavior, or natural kind (animate versus inanimate), despite varying widely in perceptual features.

© LAURA DWIGHT PHOTOGRAPHY

These 4-year-olds understand that a category ("dinosaurs") can be based on underlying characteristics ("cold-blooded"), not just on perceptual features such as upright posture and scaly skin.

Indeed, 2- to 5-year-olds readily draw appropriate inferences about nonobservable characteristics shared by category members (Gopnik & Nazzi, 2003). For example, after being told that a bird has warm blood and that a stegosaurus (dinosaur) has cold blood, preschoolers infer that a pterodactyl (labeled a dinosaur) has cold blood, even though it closely resembles a bird.

During the second and third years, and perhaps earlier, children's categories differentiate. They form many *basic-level categories*—ones that are at an intermediate level of generality, such as "chairs," "tables," and "beds." By the third year, children easily move back and forth between basic-level categories and *general categories,* such as "furniture." And they break down basic-level categories into *subcategories,* such as "rocking chairs" and "desk chairs."

Preschoolers' rapidly expanding vocabularies and general knowledge support their impressive skill at categorizing. As they learn more about their world, they devise ideas about underlying characteristics that category members share—for example, that a combination of physical features, internal organs, and behaviors determines an animal's identity (Gelman & Koenig, 2003). Also, adults label and explain categories to children, and picture-book reading is a rich context for doing so (Gelman & Kalish, 2006). In conversing about books, parents provide information ("Penguins live at the South Pole, swim, catch fish, and have thick layers of fat and feathers that help them stay warm") that guides children's inferences about the structure of categories. Furthermore, as the Social Issues: Education box on page 232 indicates, young children ask many questions about their world and usually get informative answers, which are well-suited to advancing their conceptual understanding.

In sum, although preschoolers' category systems are less complex than those of older children and adults, they already have the capacity to classify hierarchically and on the basis of nonobvious properties. And they use logical, causal reasoning to identify the interrelated features that form the basis of a category and to classify new members.

Evaluation of the Preoperational Stage

Table 7.2 provides an overview of the cognitive attainments of early childhood. ***TAKE A MOMENT...*** Compare them with Piaget's description of the preoperational child on pages 228–229.

TABLE 7.2 Some Cognitive Attainments of Early Childhood

APPROXIMATE AGE		COGNITIVE ATTAINMENTS
2–4 years	© ELLEN B. SENISI PHOTOGRAPHY	Shows a dramatic increase in representational activity, as reflected in language, make-believe play, drawing, understanding of symbol–real-world relations, and categorization Takes the perspective of others in simplified, familiar situations and in everyday, face-to-face communication Distinguishes animate beings from inanimate objects; denies that magic can alter everyday experiences Grasps conservation, notices transformations, reverses thinking, and understands many cause-and-effect relationships in familiar contexts Categorizes objects on the basis of common function, behavior, and natural kind, not just perceptual features. Uses logical, causal reasoning to identify interrelated features that form the basis of a category Sorts familiar objects into hierarchically organized categories
4–7 years	RYAN MCVAY/GETTY IMAGES/PHOTODISC	Becomes increasingly aware that make-believe (and other thought processes) are representational activities Replaces beliefs in magical creatures and events with plausible explanations

Social Issues: Education

Children's Questions: Catalyst for Cognitive Development

"Dad, what's that?" asked 4-year-old Emily as her father chopped vegetables for dinner.

"It's an onion," her father said.

"Is an onion a fruit?" Emily asked.

"It's a vegetable," her father replied. "A root vegetable because it grows underground."

Emily wrinkled her nose. "Why does it smell yucky?"

"I don't know," her father admitted. "But after dinner we can look it up online and find out."

When young children converse with adults, they ask, on average, more than one question per minute! Do inquisitive children like Emily really want answers to their many questions? Or are they—as their parents sometimes conclude—merely clamoring for attention?

An analysis of diaries that parents diverse in SES and ethnicity kept of their children's questions and of audio recordings of parent–child interactions revealed that at every age between 1 and 5 years, 70 to 90 percent of children's questions were information-seeking ("What's that [pointing to a crawfish]?") as opposed to non-information-seeking ("Can I have a cookie?") (Chouinard, 2007). And from age 2 on, children increasingly built on their fact-oriented questions with follow-up questions that asked for causes and explanations ("What do crawfish eat?" "Why does it have claws?"). By age 3½, these sets of "building questions" made up about half of children's questions, confirming that preschoolers ask questions purposefully, to obtain clarifying information about things that puzzle them.

Unlike information obtained in other ways, answers to children's questions provide them with the precise knowledge they need at the precise moment they need it. And the content of children's questions is related to their cognitive development. At a time when vocabulary is advancing rapidly, about 60 percent of 1½- to 2-year-olds' questions ask for names of objects. With age, preschoolers increasingly ask about function ("What's it do?"), activity ("What's he doing?"), state ("Is she hungry?"), and theory of mind ("How does the pilot *know* where to fly?").

The usefulness of children's questions depends on adults' answers. Most of the time, parents respond informatively. If they do not, preschoolers are amazingly persistent: They ask again until they get the information they want. Parents adjust the complexity of their answers to fit their children's maturity (Callanan & Oakes, 1992). To a question like "Why does the light come on?" 3-year-olds typically get simpler, "prior cause" explanations ("I turned on the switch"). Slightly older children frequently get "mechanism" explanations ("The switch allows electricity to reach the light bulb").

Clearly, asking questions is a major means through which children strive to attain adultlike understandings. Children's questions offer parents and teachers a fascinating window into their factual and conceptual knowledge, along with a wealth of opportunities to help them learn.

CULTURA/MOOF/GETTY IMAGES

Preschoolers' questions are often purposeful efforts to understand things that puzzle them. Because adults' answers provide the precise knowledge children need at the precise moment they need it, question-asking is a powerful source of cognitive development.

The evidence as a whole indicates that Piaget was partly wrong and partly right about young children's cognitive capacities. When given simplified tasks based on familiar experiences, preschoolers show the beginnings of logical thinking, which suggests that they attain logical operations gradually.

Evidence that preschoolers can be trained to perform well on Piagetian problems also supports the idea that operational thought is not absent at one point in time and present at another (Ping & Goldin-Meadow, 2008; Siegler & Svetina, 2006). Over time, children rely on increasingly effective mental (as opposed to perceptual) approaches to solving problems. For example, children who cannot use counting to compare two sets of items do not conserve number (Rouselle, Palmers, & Noël, 2004; Sophian, 1995). Once preschoolers can count, they apply this skill to conservation-of-number tasks involving just a few items. As counting improves, they extend the strategy to problems with more items. By age 6, they understand that number remains the same after a transformation as long as nothing is added or taken away (Halford & Andrews, 2006). Consequently, they no longer need to count to verify their answer.

The gradual development of logical operations poses yet another challenge to Piaget's assumption of abrupt change toward logical reasoning around age 6 or 7. Does a preoperational stage really exist? Some no longer think so. Recall from Chapter 5 that according to the information-processing perspective, children work out their understanding of each type of task separately, and their thought processes are basically the same at all ages—just present to a greater or lesser extent.

Other experts think the stage concept is still valid, with modifications. For example, some *neo-Piagetian theorists* combine Piaget's stage approach with the information-processing emphasis on task-specific change (Case, 1998; Halford & Andrews, 2006). They believe that Piaget's strict stage definition must be transformed into a less tightly knit concept, one in which a related set of competencies develops over an extended period, depending on brain development and specific experiences. These investigators point to evidence that as long as the complexity of tasks and children's exposure to them are carefully controlled, children approach those tasks in similar, stage-consistent ways (Andrews & Halford, 2002; Case & Okamoto, 1996). For example, in drawing pictures, preschoolers depict objects separately, ignoring their spatial arrangement. In understanding stories, they grasp a single story line but have trouble with a main plot plus one or more subplots.

This flexible stage notion recognizes the unique qualities of early childhood thinking. At the same time, it provides a better account of why, as Leslie put it, "Preschoolers' minds are such a blend of logic, fantasy, and faulty reasoning."

Piaget and Education

Three educational principles derived from Piaget's theory continue to have a major impact on both teacher training and classroom practices, especially during early childhood:

- *Discovery learning.* In a Piagetian classroom, children are encouraged to discover for themselves through spontaneous interaction with the environment. Instead of presenting ready-made knowledge verbally, teachers provide a rich variety of activities designed to promote exploration, including art, puzzles, table games, dress-up clothing, building blocks, books, measuring tools, and musical instruments.
- *Sensitivity to children's readiness to learn.* In a Piagetian classroom, teachers introduce activities that build on children's current thinking, challenging their incorrect ways of viewing the world. But they do not try to hasten development by imposing new skills before children indicate interest or readiness.
- *Acceptance of individual differences.* Piaget's theory assumes that all children go through the same sequence of development, but at different rates. Therefore, teachers must plan activities for individual children and small groups, not just for the whole class. In addition, teachers evaluate educational progress in relation to the child's previous development, rather than on the basis of normative standards, or average performance of same-age peers.

Like his stages, educational applications of Piaget's theory have met with criticism. Perhaps the greatest challenge has to do with his insistence that young children learn mainly through acting on the environment (Brainerd, 2003). In the next section, we will see that young children also rely on language-based routes to knowledge.

ASK YOURSELF

REVIEW Select two of the following features of preoperational thought: egocentrism, a focus on perceptual appearances, difficulty reasoning about transformations, and lack of hierarchical classification. Present evidence indicating that preschoolers are more capable thinkers than Piaget assumed.

CONNECT Make-believe play promotes both cognitive and social development (see page 227). Explain why this is so.

APPLY Three-year-old Will understands that his tricycle isn't alive and can't feel or move on its own. But at the beach, while watching the sun dip below the horizon, Will exclaimed, "The sun is tired. It's going to sleep!" What explains this apparent contradiction in Will's reasoning?

REFLECT On the basis of what you have read, do you accept Piaget's claim for a preoperational stage of cognitive development? Explain.

Vygotsky's Sociocultural Theory

Piaget's deemphasis on language as a source of cognitive development brought on yet another challenge, this time from Vygotsky's sociocultural theory, which stresses the social context of cognitive development. During early childhood, rapid growth of language broadens preschoolers' participation in social dialogues with more knowledgeable individuals, who encourage them to master culturally important tasks. Soon children start to communicate with themselves in much the same way they converse with others. This greatly enhances their thinking and ability to control their own behavior. Let's see how this happens.

Private Speech

TAKE A MOMENT... Watch preschoolers as they play and explore the environment, and you will see that they frequently talk out loud to themselves. For example, as Sammy worked a puzzle, he said, "Where's the red piece? Now, a blue one. No, it doesn't fit. Try it here."

Piaget (1923/1926) called these utterances *egocentric speech,* reflecting his belief that young children have difficulty taking the perspectives of others. Their talk, he said, is often "talk for self" in which they express thoughts in whatever form they happen to occur, regardless of whether a listener can understand. Piaget believed that cognitive development and certain social experiences eventually bring an end to egocentric speech. Specifically, through disagreements with peers, children see that others hold viewpoints different from their own. As a result, egocentric speech declines.

© LAURA DWIGHT PHOTOGRAPHY

A preschooler explores the possibilities of a handful of soap bubbles with the aid of private speech. Research supports Vygotsky's theory that children use private speech to guide their thinking and behavior.

Vygotsky (1934/1987) disagreed with Piaget's conclusions. Because language helps children think about their mental activities and behavior and select courses of action, Vygotsky saw it as the foundation for all higher cognitive processes, including controlled attention, deliberate memorization and recall, categorization, planning, problem solving, and self-reflection. In Vygotsky's view, children speak to themselves for self-guidance. As they get older and find tasks easier, their self-directed speech is internalized as silent, *inner speech*—the internal verbal dialogues we carry on while thinking and acting in everyday situations.

Over the past three decades, almost all studies have supported Vygotsky's perspective (Berk & Harris, 2003; Winsler, 2009). As a result, children's self-directed speech is now called **private speech** instead of egocentric speech. Research shows that children use more of it when tasks are appropriately challenging (neither too easy nor too hard), after they make errors, or when they are confused about how to proceed. With age, as Vygotsky predicted, private speech goes underground, changing into whispers and silent lip movements. Furthermore, children who freely use private speech during a challenging activity are more attentive and involved and show better task performance than their less talkative agemates (Al-Namlah, Fernyhough, & Meins, 2006; Lidstone, Meins, & Fernyhough, 2010; Winsler, Naglieri, & Manfra, 2006).

Social Origins of Early Childhood Cognition

Where does private speech come from? Recall from Chapter 5 that Vygotsky believed that children's learning takes place within the *zone of proximal development*—a range of tasks too difficult for the child to do alone but possible with the help of adults and more skilled peers. Consider the joint activity of Sammy and his mother as she helps him put together a difficult puzzle:

Sammy: I can't get this one in. *[Tries to insert a piece in the wrong place.]*

Mother: Which piece might go down here? *[Points to the bottom of the puzzle.]*

Sammy: His shoes. *[Looks for a piece resembling the clown's shoes but tries the wrong one.]*

Mother: Well, what piece looks like this shape? *[Points again to the bottom of the puzzle.]*

Sammy: The brown one. *[Tries it, and it fits; then attempts another piece and looks at his mother.]*

Mother: Try turning it just a little. *[Gestures to show him.]*

Sammy: There! *[Puts in several more pieces while his mother watches.]*

Sammy's mother keeps the puzzle within his zone of proximal development, at a manageable level of difficulty. To do so, she engages in **scaffolding**—adjusting the support offered during a teaching session to fit the child's current level of performance. When the child has little notion of how to proceed, the adult uses direct instruction, breaking the task into manageable units, suggesting strategies, and offering rationales for using them. As the child's competence increases, effective scaffolders gradually and sensitively withdraw support, turning over responsibility to the child. Then children take the language of these dialogues, make it part of their private speech, and use this speech to organize their independent efforts.

What evidence supports Vygotsky's ideas on the social origins of cognitive development? In several studies, children whose parents were effective scaffolders used more private speech, were more successful when attempting difficult tasks on their own, and were advanced in overall cognitive development (Berk & Spuhl, 1995; Conner & Cross, 2003; Mulvaney et al., 2006). Adult cognitive support—teaching in small steps and offering strategies—predicts gains in children's thinking. And among Caucasian-American parent–child pairs, adult emotional support—offering encouragement and allowing the child to take over the task—predicts children's effort (Neitzel & Stright, 2003).

Nevertheless, effective scaffolding varies among cultures, as an investigation of Hmong families who had emigrated from Southeast Asia to the United States illustrates. Unlike Caucasian-American parents, who emphasize independence by encouraging their children to think of ways to approach a task, Hmong parents—who highly value interdependence and child obedience—frequently tell their children what to do (for example, "Put this piece here, then this piece on top of it") (Stright, Herr, & Neitzel, 2009). Among Caucasian-American children, such directive scaffolding is associated with kindergartners' lack of self-control and behavior problems. Among Hmong children, however, it predicts greater rule following, organization, and task completion.

Finally, although children benefit from working on tasks with same-age peers, their planning and problem solving improve more when their partner is either an "expert" peer (especially

capable at the task) or an adult. And peer disagreement (emphasized by Piaget) is less important in fostering cognitive development than the extent to which children resolve differences of opinion and cooperate (Kobayashi, 1994; Tudge, 1992).

Vygotsky and Education

Both Piagetian and Vygotskian classrooms accept individual differences and provide opportunities for children's active participation. But a Vygotskian classroom goes beyond independent discovery to promote *assisted discovery.* Teachers guide children's learning, tailoring their interventions to each child's zone of proximal development. Assisted discovery is aided by *peer collaboration,* as children of varying abilities work in groups, teaching and helping one another.

Vygotsky (1933/1978) saw make-believe play as the ideal social context for fostering cognitive development in early childhood. As children create imaginary situations, they learn to follow internal ideas and social rules rather than their immediate impulses. For example, a child pretending to go to sleep follows the rules of bedtime behavior. A child imagining himself as a father and a doll as a child conforms to the rules of parental behavior. According to Vygotsky, make-believe play is a unique, broadly influential zone of proximal development in which children try out a wide variety of challenging activities and acquire many new competencies.

Turn back to page 227 to review findings that make-believe play enhances a diverse array of cognitive and social skills. Pretending is also rich in private speech—a finding that supports its role in helping children bring action under the control of thought (Krafft & Berk, 1998). And preschoolers who spend more time engaged in sociodramatic play are better at taking personal responsibility for following classroom rules and at regulating emotion (Berk, Mann, & Ogan, 2006; Lemche et al., 2003). These findings support the role of make-believe in children's increasing self-control.

© ELLEN B. SENISI PHOTOGRAPHY

In this Vygotsky-inspired classroom, 4- and 5-year-olds benefit from peer collaboration. As they jointly make music, their conductor ensures that each player stays on beat.

Evaluation of Vygotsky's Theory

In granting social experience a fundamental role in cognitive development, Vygotsky's theory underscores the vital role of teaching and helps us understand the wide cultural variation in children's cognitive skills. Nevertheless, it has not gone unchallenged. Verbal communication may not be the only means through which children's thinking develops—or even, in some cultures, the most important means. When Western parents scaffold their young children's mastery of challenging tasks, their verbal communication resembles the teaching that takes place in school, where their children will spend years preparing for adult life. In cultures that place less emphasis on schooling and literacy, parents often expect children to take greater responsibility for acquiring new skills through keen observation and participation in community activities (Paradise & Rogoff, 2009; Rogoff, 2003). (See the Cultural Influences box on page 236).

To account for children's diverse ways of learning through involvement with others, Barbara Rogoff (1998, 2003) suggests the term **guided participation,** a broader concept than scaffolding. It refers to shared endeavors between more expert and less expert participants, without specifying the precise features of communication. Consequently, it allows for variations across situations and cultures.

Finally, Vygotsky's theory says little about how basic motor, perceptual, attention, memory, and problem-solving skills, discussed in Chapters 4 and 5, contribute to socially transmitted higher cognitive processes. For example, his theory does not address how these elementary capacities spark changes in children's social experiences, from which more advanced cognition springs (Miller, 2009; Moll, 1994). Piaget paid far more attention than Vygotsky to the development of basic cognitive processes. It is intriguing to speculate about the broader theory that might exist today if Piaget and Vygotsky—the two twentieth-century giants of cognitive development—had had a chance to meet and weave together their extraordinary accomplishments.

ASK YOURSELF

REVIEW Describe features of social interaction that support children's cognitive development. How does such interaction create a zone of proximal development?

CONNECT Explain how Piaget's and Vygotsky's theories complement each other. How would classroom practices inspired by these theories be similar? How would they be different?

APPLY Tanisha sees her 5-year-old son, Toby, talking aloud to himself as he plays. She wonders whether she should discourage this behavior. Use Vygotsky's theory to explain why Toby talks to himself. How would you advise Tanisha?

REFLECT When do you use private speech? Does it serve a self-guiding function for you, as it does for children? Explain.

Cultural Influences

Children in Village and Tribal Cultures Observe and Participate in Adult Work

In Western societies, the role of equipping children with the skills they need to become competent workers is assigned to school. In early childhood, middle-SES parents' interactions with children emphasize child-focused activities designed to prepare children to succeed in school—especially adult–child conversations and play that enhance language, literacy, and other academic knowledge. In village and tribal cultures, children receive little or no schooling, spend their days in contact with adult work, and start to assume mature responsibilities in early childhood (Rogoff et al., 2003). Consequently, parents have little need to rely on conversation and play to teach children.

A study comparing 2- and 3-year-olds' daily lives in four cultures—two U.S. middle-SES suburbs, the Efe hunters and gatherers of the Republic of Congo, and a Mayan agricultural town in Guatemala—documented these differences (Morelli, Rogoff, & Angelillo, 2003). In the U.S. communities, young children had little access to adult work and spent much time conversing and playing with adults. In contrast, the Efe and Mayan children rarely engaged in these child-focused activities. They spent their days close to—and frequently observing—adult work, which often took place in or near the Efe campsite or the Mayan family home.

An ethnography of a remote Mayan village in Yucatán, Mexico, shows that when young children are legitimate onlookers and participants in a daily life structured around adult work, their competencies differ from those of Western preschoolers (Gaskins, 1999; Gaskins, Haight, & Lancy, 2007). Yucatec Mayan adults are subsistence farmers. Men tend cornfields, aided by sons age 8 and older. Women prepare meals, wash clothes, and care for the livestock and garden, assisted by daughters and by sons too young to work in the fields. Children join in these activities from the second year on. When not participating, they are expected to be self-sufficient. Young children make many nonwork decisions for themselves—how much to sleep and eat, what to wear, and even when to start school. As a result, Yucatec Mayan preschoolers are highly competent at self-care. In contrast, their make-believe play is limited; when it occurs, they usually imitate adult work. Otherwise, they watch others—for hours each day.

Yucatec Mayan parents rarely converse or play with preschoolers or scaffold their learning. Rather, when children imitate adult tasks, parents conclude that they are ready for more responsibility. Then they assign chores, selecting tasks the child can do with little help so that adult work is not disturbed. If a child cannot do a task, the adult takes over and the child observes, reengaging when able to contribute.

© PAUL W. LIEBHARDT/CORBIS

A Mayan 3-year-old imitates her mother in balancing a basket of laundry on her head. Children in Guatemalan Mayan culture observe and participate in the work of their community from an early age.

Expected to be autonomous and helpful, Yucatec Mayan children seldom ask others for something interesting to do. From an early age, they can sit quietly for long periods—through a lengthy religious service or a three-hour truck ride to town. And when an adult directs them to do a chore, they respond eagerly to the type of command that Western children frequently avoid or resent. By age 5, Yucatec Mayan children spontaneously take responsibility for tasks beyond those assigned.

Information Processing

Return to the model of information processing discussed on page 161 in Chapter 5. Recall that information processing focuses on cognitive operations and mental strategies that children use to transform stimuli flowing into their mental systems. As we have already seen, early childhood is a period of dramatic strides in mental representation. And the various components of *executive function* that enable children to succeed in cognitively challenging situations—including attention, impulse control, coordinating information in memory, and planning—show impressive gains (Welsh, Friedman, & Spieker, 2008). Preschoolers also become more aware of their own mental life and begin to acquire academically relevant knowledge important for school success.

Attention

As parents and teachers know, preschoolers—compared with school-age children—spend shorter times involved in tasks and are easily distracted. But recall from Chapter 5 that sustained attention improves in toddlerhood, a trend that continues during early childhood.

Inhibition. A major reason is a steady gain in children's ability to inhibit impulses and keep their mind on a competing goal. Consider a task in which the child must tap once when the adult

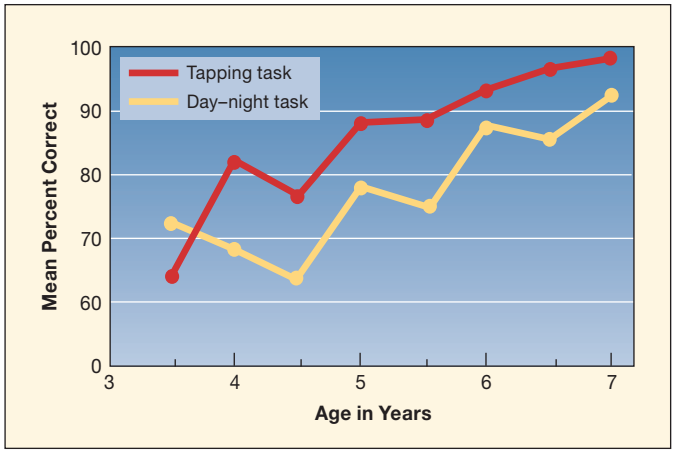

FIGURE 7.8 Gains between ages 3 and 7 in performance on tasks requiring children to inhibit an impulse and focus on a competing goal. In the tapping task, children had to tap once when the adult tapped twice and tap twice when the adult tapped once. In the day–night task, children had to say "night" to a picture of the sun and "day" to a picture of the moon with stars. (From A. Diamond, 2004, "Normal Development of Prefrontal Cortex from Birth to Young Adulthood: Cognitive Functions, Anatomy, and Biochemistry," as appeared in D. T. Stuss & R. T. Knight, [Eds.], *Principles of Frontal Lobe Function,* New York: Oxford University Press, p. 474. Reprinted by permission of Adele Diamond.)

taps twice and tap twice when the adult taps once or must say "night" to a picture of the sun and "day" to a picture of the moon with stars. As Figure 7.8 shows, 3- and 4-year-olds make many errors. But by age 6 to 7, children find such tasks easy (Johnson, Im-Bolter, & Pascual-Leone, 2003; Kirkham, Cruess, & Diamond, 2003). They can resist the "pull" of their attention toward a dominant stimulus—a skill that, as early as age 3 to 5, predicts social maturity as well as reading and math achievement from kindergarten through high school (Blair & Razza, 2007; Duncan et al., 2007; Rhoades, Greenberg, & Domitrovich, 2009).

Gains in inhibition are linked to development of the cerebral cortex, especially the prefrontal cortex (see page 217). But relevant experiences are also crucial. In *Tools of the Mind*—a preschool curriculum inspired by Vygotsky's theory—scaffolding of attention skills is woven into virtually all classroom activities. For example, teachers provide external aids to support attention (a child might hold a drawing of an ear as a reminder to listen during story time); lead games requiring frequent inhibition and memory for instructions; and encourage make-believe play, which helps children follow rules and use thought to guide behavior (Bodrova & Leong, 2007). When preschoolers from low-income families were randomly assigned to either Tools of the Mind or comparison classrooms, Tools children performed substantially better on end-of-year tasks assessing inhibition and other attentional capacities (Diamond et al., 2007).

Planning. By the end of early childhood, children become better at *planning*—thinking out a sequence of acts ahead of time and allocating attention accordingly to reach a goal. As long as tasks are not too complex, 5-year-olds can generate and follow a plan, such as deciding in which of two locations to store a camera so an agemate, who wants to take a photo of a kangaroo, can retrieve the camera before arriving at the kangaroo's cage (McColgan & McCormack, 2008). Although younger children have trouble reasoning about a sequence of future events they have never before experienced, 4-year-olds can reason effectively about a short sequence of past events. For example, on a path with several landmarks they just traveled, they can identify the likely location of lost object (Friedman & Scholnick, 1997; Kaller et al., 2008).

Children learn much from cultural tools that support planning—directions for playing games, patterns for construction, recipes for cooking—especially when they collaborate with more expert planners. When 4- to 7-year-olds were observed jointly constructing a toy with their mothers, the mothers provided basic information about the usefulness of plans and how to implement specific steps: "Do you want to look at the picture and see what goes where? What piece do you need first?" After working with their mothers, younger children more often referred to the plan when building on their own (Gauvain, 2004; Gauvain, de la Ossa, & Hurtado-Ortiz, 2001). When parents encourage planning in everyday activities, from loading the dishwasher to packing for a vacation, they help children plan more effectively.

Memory

Unlike infants and toddlers, preschoolers have the language skills to describe what they remember, and they can follow directions on memory tasks. As a result, memory becomes easier to study in early childhood.

Recognition and Recall. ***TAKE A MOMENT...*** Show a young child a set of 10 pictures or toys. Then mix them up with some unfamiliar items, and ask the child to point to the ones in the original set. You will find that preschoolers' *recognition* memory—ability to tell whether a stimulus is the same as or similar to one they have seen before—is remarkably good. In fact, 4- and 5-year-olds perform nearly perfectly.

Now keep the items out of view, and ask the child to name the ones she saw. This more challenging task requires *recall*—that the child generate a mental image of an absent stimulus. Young children's recall is much poorer than their recognition. At age 2, they can recall no more than one or two of the items, at age 4 only about three or four (Perlmutter, 1984).

Improvement in recall in early childhood is strongly associated with language development, which greatly enhances long-lasting representations of past experiences (Melby-Lervag & Hulme, 2010; Ornstein, Haden, & Elischberger, 2006). But even preschoolers with good language skills recall poorly because they are not skilled at using **memory strategies**—deliberate mental activities that improve our chances of remembering. Preschoolers do not yet *rehearse,* or repeat items over and over to remember. Nor do they *organize,* grouping together items that are alike (all the animals together, all the vehicles together) so they can easily retrieve them by thinking of their similar characteristics—even when they are trained to do so (Gathercole, Adams, & Hitch, 1994).

Why do young children seldom use memory strategies? One reason is that strategies tax their limited working memories (see page 161 in Chapter 5). Preschoolers have difficulty holding on to pieces of information and applying a strategy at the same time.

Memory for Everyday Experiences. Think about the difference between your recall of listlike information and your memory for everyday experiences—what researchers call **episodic memory.** In remembering lists, you recall isolated bits, reproducing them exactly as you originally learned them. In remembering everyday experiences, you recall complex, meaningful information. Between 3 and 6 years, children improve sharply in memory for relations among stimuli—for example, in a set of photos, remembering not only the animals they saw but their contexts, such as a bear emerging from a tunnel or a zebra tied to a tree (Lloyd, Doydum, & Newcombe, 2009). The capacity to bind together stimuli supports an increasingly rich episodic memory in early childhood.

Memory for Familiar Events. Like adults, preschoolers remember familiar, repeated events—what you do when you go to preschool or have dinner—in terms of **scripts,** general descriptions of what occurs and when it occurs in a particular situation. Young children's scripts begin as a structure of main acts. For example, when asked to tell what happens at a restaurant, a 3-year-old might say, "You go in, get the food, eat, and then pay." Although first scripts contain only a few acts, they are almost always recalled in correct sequence (Bauer, 2002, 2006). With age, scripts become more elaborate, as in this 5-year-old's account of going to a restaurant: "You go in. You can sit in a booth or at a table. Then you tell the waitress what you want. You eat. If you want dessert, you can have some. Then you pay and go home" (Hudson, Fivush, & Kuebli, 1992).

Scripts help children (and adults) organize and interpret everyday experiences. Once formed, they can be used to predict what will happen in the future. Children rely on scripts in make-believe play and when listening to and telling stories. Scripts also support children's earliest efforts at planning as they represent sequences of actions that lead to desired goals (Hudson & Mayhew, 2009).

Memory for One-Time Events. In Chapter 5, we considered a second type of everyday memory—*autobiographical memory,* or representations of personally meaningful, one-time events. As preschoolers' cognitive and conversational skills improve, their descriptions of special events become better organized in time, more detailed, and related to the larger context of their lives (Fivush, 2001).

Adults use two styles to elicit children's autobiographical narratives. In the *elaborative style,* they follow the child's lead, ask varied questions, add information to the child's statements, and volunteer their own recollections and evaluations of events. For example, after a trip to the zoo, the parent might say, "What was the first thing we did? Why weren't the parrots in their cages? I thought the lion was scary. What did you think?" In contrast, adults who use the *repetitive style* provide little information and keep repeating the same questions regardless of the child's interest: "Do you remember the zoo? What did we do at the zoo?" Preschoolers who experience the elaborative style recall more information about past events, and they also produce more organized and detailed personal stories when followed up one to two years later (Cleveland & Reese, 2005; Farrant & Reese, 2000).

© ROBERT BRENNER/PHOTOEDIT

As this toddler talks with his mother about past experiences, she responds in an elaborative style, asking varied questions and contributing her own recollections. Through such conversations, she enriches his autobiographical memory.

As children talk with adults about the past, they not only improve their autobiographical memory but also create a shared history that strengthens close relationships and self-understanding. Parents and preschoolers with secure attachment bonds engage in more elaborate reminiscing (Bost et al., 2006; Fivush & Reese, 2002). And 5- and 6-year-olds of elaborative-style parents describe themselves in clearer, more consistent ways (Bird & Reese, 2006).

Girls produce more organized and detailed narratives than boys. Compared with Asian children, Western children produce narratives with more talk about their own thoughts, emotions, and preferences. These differences fit with variations in parent–child conversations. Parents reminisce in greater detail and talk more about the emotional significance of events with daughters (Fivush, 2009). And collectivist cultural valuing of interdependence leads many Asian parents to discourage children from talking about themselves. Chinese parents, for example, engage in less detailed and evaluative past-event dialogues with their preschoolers (Fivush & Wang, 2005; Wang, 2006a).

Consistent with these early experiences, women report an earlier age of first memory and more vivid early memories than men. And Western children and adults' autobiographical memories include earlier, more detailed events that focus more on their own roles than do the memories of Asians, who tend to highlight the roles of others (Wang, 2006b, 2008).

The Young Child's Theory of Mind

As representation of the world, memory, and problem solving improve, children start to reflect on their own thought processes. They begin to construct a *theory of mind,* or coherent set of

ideas about mental activities. This understanding is also called **metacognition,** or "thinking about thought" (the prefix *meta-* means "beyond" or "higher"). As adults, we have a complex appreciation of our inner mental worlds, which we use to interpret our own and others' behavior and to improve our performance on various tasks. How early are children aware of their mental lives, and how complete and accurate is their knowledge?

Awareness of Mental Life. At the end of the first year, babies view people as intentional beings who can share and influence one another's mental states, a milestone that opens the door to new forms of communication—joint attention, social referencing, preverbal gestures, and spoken language. These early milestones serve as the foundation for later mental understandings. In longitudinal research, 10-month-olds' ability to discern others' intentions predicted theory-of-mind competence at age 4 (Wellman et al., 2008). As they approach age 2, children display a clearer grasp of others' emotions and desires, evident in their realization that people often differ from one another and from themselves in likes, dislikes, wants, needs, and wishes ("Mommy like broccoli. Daddy like carrots. I no like carrots.").

As 2-year-olds' vocabularies expand, their first verbs include such words as *want, think, remember,* and *pretend* (Wellman, 2002). By age 3, children realize that thinking takes place inside their heads and that a person can think about something without seeing, touching, or talking about it (Flavell, Green, & Flavell, 1995). But 2- to 3-year-olds' verbal responses indicate that they think that people always behave in ways consistent with their *desires* and do not understand that less obvious, more interpretive mental states, such as *beliefs,* also affect behavior.

Between ages 3 and 4, children increasingly refer to their own and others' thoughts and beliefs (Wellman, 2011). And from age 4 on, they say that both *beliefs* and *desires* determine behavior. Dramatic evidence for this advance comes from games that test whether preschoolers realize that *false beliefs*—ones that do not represent reality accurately—can guide people's actions.

TAKE A MOMENT... For example, show a child two small closed boxes—a familiar Band-Aid box and a plain, unmarked box (see Figure 7.9). Then say, "Pick the box you think has the Band-Aids in it." Children usually pick the marked container. Next, open the boxes and show the child that, contrary to her own belief, the marked one is empty and the unmarked one contains the Band-Aids. Finally, introduce the child to a hand puppet and explain, "Here's Pam. She has a cut, see? Where do you think she'll look for Band-Aids? Why would she look in there? Before you looked inside, did you think that the plain box contained Band-Aids? Why?" (Bartsch & Wellman, 1995). Only a handful of 3-year-olds can explain Pam's—and their own—false beliefs, but many 4-year-olds can.

Nevertheless, growing evidence indicates that toddlers may have an *implicit* grasp of false belief—revealed by their nonverbal behaviors. For example, most 18-month-olds—after witnessing an object moved from one box to another while an adult was not looking—helped the adult, when he tried to open the original box, locate the object in the new box (Buttelmann, Carpenter, & Tomasello, 2009). And 15- to 18-month-olds' looking behaviors—in violation-of-expectation studies and in investigations of their anticipatory glances toward the location they expect an adult to reach for an object—yield similar findings (Baillargeon, Scott, & He, 2010; Senju et al., 2011).



(a) (b)

FIGURE 7.9 Example of a false-belief task. (a) An adult shows a child the contents of a Band-Aid box and of an unmarked box. The Band-Aids are in the unmarked container. (b) The adult introduces the child to a hand puppet named Pam and asks the child to predict where Pam would look for the Band-Aids and to explain Pam's behavior. The task reveals whether children understand that without having seen that the Band-Aids are in the unmarked container, Pam will hold a false belief.

Performance on these implicit false-belief tasks predicts later *explicit* understanding, evident in the verbal explanations of older preschoolers (San Juan & Astington, 2012; Thoermer et al., 2012). Still, investigators disagree sharply on the depth of toddlers' insights. Some argue that they have fully formed representations, others that their awareness is limited.

Among children of diverse cultural and SES backgrounds, explicit false-belief understanding strengthens after age 3½, becoming more secure between ages 4 and 6 (Amsterlaw & Wellman, 2006; Callaghan et al., 2005; Flynn, 2006). During that time, it becomes a powerful tool for understanding oneself and others and a good predictor of social skills (Harwood & Farrar, 2006; Hughes, Ensor, & Marks, 2010). It is also associated with early reading ability, probably because it helps children comprehend story narratives (Astington & Pelletier, 2005).

Factors Contributing to Preschoolers' Theory of Mind. How do children develop a theory of mind at such a young age? Language, executive function, make-believe play, and social experiences all contribute.

Many studies indicate that language ability strongly predicts preschoolers' false-belief understanding (Milligan, Astington, & Dack, 2007). Children who spontaneously use, or who are trained to use, mental-state words in conversation are especially likely to pass false-belief tasks (Hale & Tager-Flusberg, 2003; San Juan & Astington, 2012). Among the Quechua people of the Peruvian highlands, whose language lacks mental-state terms, children have difficulty with false-belief tasks for years after children in industrialized nations have mastered them (Vinden, 1996). In contrast, Chinese languages have verb markers that can label the word *believe* as decidedly false. When adults use those

markers in false-belief tasks, Chinese preschoolers perform better (Tardif, Wellman, & Cheung, 2004).

Several aspects of preschoolers' executive function—the ability to inhibit inappropriate responses, to reason about events inconsistent with immediate reality (for example, how to have avoided walking indoors with muddy shoes), and to plan—predict mastery of false belief (Drayton et al., 2011; Hughes & Ensor, 2007; Müller et al., 2012). Gains in inhibition are strongly related to mastery of false belief, perhaps because false-belief tasks require suppression of an irrelevant response—the tendency to assume that others share their own knowledge and beliefs (Birch & Bloom, 2003; Carlson, Moses, & Claxton, 2004).

Social experience also promotes understanding of the mind. In longitudinal research, mothers of securely attached babies were more likely to comment appropriately on their infants' mental states: "Do you *remember* Grandma?" "You really *like* that swing!" These mothers continued to describe their children, when they reached preschool age, in terms of mental characteristics: "She's got a mind of her own!" This maternal "mind-mindedness" was positively associated with later performance on false-belief and other theory-of-mind tasks (Meins et al., 1998, 2003; Ruffman et al., 2006). Secure attachment is also related to more elaborative parent–child narratives, including discussions of mental states—conversations that expose preschoolers to concepts and language that help them think about their own and others' mental lives (Ontai & Thompson, 2008; Taumoepeau & Ruffman, 2006).

Also, preschoolers with siblings who are children (but not infants)—especially older siblings or two or more siblings—tend to be more aware of false belief because they are exposed to more family talk about others' perspectives (Jenkins et al., 2003; McAlister & Peterson, 2006, 2007). Similarly, preschool friends who often engage in mental-state talk—as children do during make-believe play—are ahead in false-belief understanding (de Rosnay & Hughes, 2006). Style of adult–child interaction contributes, too. Discourse involving well-connected exchanges in which each speaker's remark is related to the other's previous remark predicts preschoolers' theory-of-mind progress (Ontai & Thompson, 2010). In line with Vygotsky's theory, these exchanges offer children extra opportunities to talk about inner states, receive feedback, and become increasingly aware of their own and others' mental activities.

Core knowledge theorists (see Chapter 5, page 159) believe that to profit from the social experiences just described, children must be biologically prepared to develop a theory of mind. They claim that children with *autism,* for whom mastery of false belief is either greatly delayed or absent, are deficient in the brain mechanism that enables humans to detect mental states. See the Biology and Environment box on the following page to find out more about the biological basis of reasoning about the mind.

Limitations of Preschoolers' Understanding of Mental Life. Though surprisingly advanced, preschoolers' awareness of mental activities is far from complete. For example, 3- and 4-year-olds are unaware that people continue to think while they wait, look at pictures, listen to stories, or read books—when there are no obvious cues that they are thinking (Flavell, Green, & Flavell, 1993, 1995, 2000). And children younger than age 5 pay little attention to the *process* of thinking. When asked about subtle distinctions between mental states, such as *know* and *forget,* they express confusion (Lyon & Flavell, 1994). And they believe that all events must be directly observed to be known. They do not understand that *mental inferences* can be a source of knowledge (Miller, Hardin, & Montgomery, 2003).

These findings suggest that preschoolers view the mind as a passive container of information. As they move into middle childhood, they will increasingly see it as an active, constructive agent—a change we will consider further in Chapter 9.

Early Childhood Literacy

One week, Leslie's students created a make-believe grocery store. They brought empty food boxes from home, placed them on shelves in the classroom, labeled items with prices, and made paper money for use at the cash register. A sign at the entrance announced the daily specials: "APLS BNS 5¢" ("apples bananas 5¢").

As such play reveals, preschoolers understand a great deal about written language long before they learn to read or write in conventional ways. This is not surprising: Children in industrialized nations live in a world filled with written symbols. Each day, they observe and participate in activities involving storybooks, calendars, lists, and signs. Children's active efforts to construct literacy knowledge through informal experiences are called **emergent literacy.**

Young preschoolers search for units of written language as they "read" memorized versions of stories and recognize familiar signs, such as "PIZZA." But they do not yet understand the symbolic function of the elements of print (Bialystok & Martin, 2003). Many preschoolers think that a single letter stands for a whole word or that each letter in a person's signature represents

© LAURA DWIGHT PHOTOGRAPHY

Preschoolers acquire literacy knowledge informally through participating in everyday activities involving written symbols. Here a young chef "jots down" a phone order for a take-out meal.

Biology and Environment

"Mindblindness" and Autism

Michael stood at the water table in Leslie's classroom, repeatedly filling a plastic cup and dumping out its contents—dip–splash, dip–splash—until Leslie came over and redirected his actions. Without looking at Leslie's face, Michael moved to a new repetitive pursuit: pouring water from one cup into another and back again. As other children entered the play space and conversed, Michael hardly noticed.

Michael has *autism* (a term that means "absorbed in the self"), the most severe behavior disorder of childhood. Like other children with autism, by age 3 he displayed deficits in three core areas of functioning. First, he had only limited ability to engage in nonverbal behaviors required for successful social interaction, such as eye gaze, facial expressions, gestures, imitation, and give-and-take. Second, his language was delayed and stereotyped. He used words to echo what others said and to get things he wanted, not to exchange ideas. Third, he engaged in much less make-believe play than other children (Frith, 2003; Walenski, Tager-Flusberg, & Ullman, 2006). And Michael showed another typical feature of autism: His interests were narrow and overly intense. For example, one day he sat for more than an hour spinning a toy Ferris wheel.

Researchers agree that autism stems from abnormal brain functioning, usually due to genetic or prenatal environmental causes. Beginning in the first year, children with the disorder have larger-than-average brains, perhaps due to massive overgrowth of synapses and lack of synaptic pruning, which accompanies normal development of cognitive, language, and communication skills (Courchesne, Carper, & Akshoomoff, 2003).

Furthermore, the amygdala, devoted to emotion processing (see page 192 in Chapter 6), grows especially large in childhood, followed by a greater than average reduction in size in adolescence and adulthood. This deviant growth pattern is believed to contribute to the deficits in emotional responsiveness and social interaction involved in the disorder (Schumann et al., 2009; Schumann & Amaral, 2010). fMRI studies reveal that autism is also associated with reduced activity in areas of the cerebral cortex involved in processing emotional and social responsiveness and with weaker connections between the amygdala and the temporal lobes (important for processing facial expressions) (Monk et al., 2010; Théoret et al., 2005).

Mounting evidence reveals that children with autism have a deficient theory of mind. Long after they reach the intellectual level of an average 4-year-old, they have great difficulty with false belief. Most find it hard to attribute mental states to themselves or others (Steele, Joseph, & Tager-Flusberg, 2003). They rarely use mental-state words, such as *believe, think, know, feel,* and *pretend*.

As early as the second year, children with autism show deficits in capacities believed to contribute to an understanding of mental life. Compared with other children, they have difficulty distinguishing facial expressions and less often establish joint attention, engage in social referencing, or imitate an adult's novel behaviors (Chawarska & Shic, 2009; Mundy & Stella, 2000; Vivanti et al., 2008). Furthermore, they are relatively insensitive to eye gaze as a cue to what a speaker is talking about. Instead, they often assume that another person's language refers to what they themselves are looking at—a possible reason for their frequent nonsensical expressions (Baron-Cohen, Baldwin, & Crowson, 1997).

Do these findings indicate that autism is due to impairment in an innate, core brain function, which leaves the child "mindblind" and therefore unable to engage in human sociability? Some researchers think so (Baron-Cohen & Belmonte, 2005; Scholl & Leslie, 2000). But others point out that individuals with mental retardation but not autism also do poorly on tasks assessing mental understanding (Yirmiya et al., 1998). This suggests that some kind of general intellectual impairment may be involved.

© BOB DAEMMRICH/PHOTOEDIT

This child, who has autism, is barely aware of his teacher and classmates. His "mindblindness" might be due to a basic deficit in social awareness, a general impairment in executive function, or a deficit in holistic processing.

One conjecture is that children with autism are impaired in executive function. This leaves them deficient in skills involved in flexible, goal-oriented thinking, including shifting attention to relevant aspects of a situation, inhibiting irrelevant responses, applying strategies to hold information in working memory, and generating plans (Joseph & Tager-Flusberg, 2004; Robinson et al., 2009).

Another possibility is that children with autism display a peculiar style of information processing, preferring to process the parts of stimuli over patterns and coherent wholes (Happé & Frith, 2006). Deficits in thinking flexibly and in holistic processing of stimuli would each interfere with understanding the social world because social interaction requires quick integration of information from various sources and evaluation of alternative possibilities.

It is not clear which of these hypotheses is correct. Some research suggests that impairments in social awareness, flexible thinking, processing coherent wholes, and verbal ability contribute independently to autism (Morgan, Maybery, & Durkin, 2003; Pellicano et al., 2006). Perhaps several biologically based deficits underlie the tragic social isolation of children like Michael.

a separate name. Children revise these ideas as their cognitive capacities improve, as they encounter writing in many contexts, and as adults help them with written communication. Gradually, they notice more features of written language and depict writing that varies in function, as in the "story" and "grocery list" in Figure 7.10.

Eventually, children figure out that letters are parts of words and are linked to sounds in systematic ways, as seen in the invented spellings typical between ages 5 and 7. At first, children rely on sounds in the names of letters, as in "ADE LAFWTS KRMD NTU A LAVATR" ("eighty elephants crammed into a[n] elevator"). Soon they grasp sound–letter correspondences and learn that some letters have more than one common sound and that context affects their use (McGee & Richgels, 2012).

Literacy development builds on a broad foundation of spoken language and knowledge about the world (Dickinson, Golinkoff, & Hirsh-Pasek, 2010). Over time, children's language and literacy progress facilitate each other. **Phonological awareness**—the ability to reflect on and manipulate the sound structure of spoken language, as indicated by sensitivity to changes in sounds within words, to rhyming, and to incorrect pronunciation—is a strong predictor of emergent literacy knowledge (Paris & Paris, 2006). When combined with sound–letter knowledge, it enables children to isolate speech segments and link them with their written symbols. Vocabulary and grammatical skills are also influential.

The more informal literacy-related experiences young children have, the better their language and emergent literacy development and their later reading skills (Dickinson & McCabe, 2001; Speece et al., 2004). Pointing out letter–sound correspondences and playing language–sound games enhance children's awareness of the sound structure of language and how it is represented in print (Ehri & Roberts, 2006). *Interactive reading,* in which adults discuss storybook content with preschoolers, promotes many aspects of language and literacy development. And



FIGURE 7.10 A story (a) and a grocery list (b) written by a 4-year-old child. This child's writing has many features of real print. It also reveals an awareness of different kinds of written expression. (From McGee, Lea M.; Richgels, Donald J., *Literacy's Beginnings: Supporting Young Readers and Writers,* 4th Ed., © 2004, p. 76. Reprinted and electronically reproduced by permission of Pearson Education, Inc. Upper Saddle River, New Jersey.)

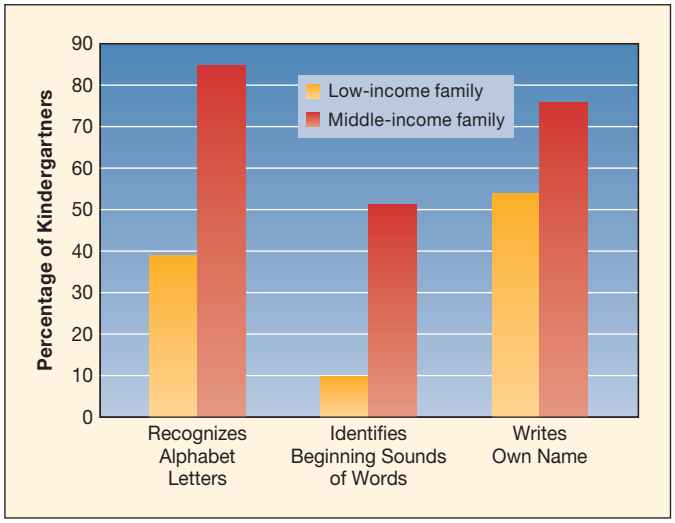

FIGURE 7.11 Some kindergarten reading readiness skills by family income. The gap in emergent literacy development between entering-kindergarten students from low-income and middle-income families is large. (Adapted from Lee & Burkam, 2002.)

adult-supported writing activities that focus on narrative, such as preparing a letter or a story, also have wide-ranging benefits. Each of these literacy experiences is linked to improved reading achievement in middle childhood (Hood, Conlon, & Andrews, 2008; Senechal & LeFevre, 2002; Storch & Whitehurst, 2001).

Compared to their economically advantaged agemates, preschoolers from low-income families have far fewer home and preschool language and literacy learning opportunities—a gap that translates into large differences in skills vital for reading readiness at kindergarten entry (see Figure 7.11) and into widening disparities in reading achievement during the school years (Hoff, 2013; Turnbull et al., 2009). When teachers of low-income preschoolers were given a tuition-free college course on effective early childhood literacy instruction, they readily offered many more literacy activities in their classrooms (Dickinson & Sprague, 2001). And providing parents with children's books, along with guidance in how to stimulate literacy learning in preschoolers, greatly enhances literacy activities in the home (High et al., 2000; Huebner & Payne, 2010).

Early Childhood Mathematical Reasoning

Mathematical reasoning, like literacy, builds on informally acquired knowledge. Between 14 and 16 months, toddlers display a beginning grasp of **ordinality,** or order relationships between quantities—for example, that 3 is more than 2, and 2 is more than 1. And 2-year-olds often indicate without counting that a set of items has "lots," "many," or "little" in relation to others (Ginsburg, Lee, & Boyd, 2008). By the time children turn 3, most can count rows of about five objects, although they do not yet know exactly what the words mean. For example, when asked for *one,* they give one item, but when asked for *two, three, four,* or *five,* they usually give a larger, but incorrect, amount. Nevertheless, 2½- to 3½-year-olds understand that a number

word refers to a unique quantity—that when a number label changes (for example, from *five* to *six*), the number of items should also change (Sarnecka & Gelman, 2004).

By age 3½ to 4, most children have mastered the meaning of numbers up to 10, count correctly, and grasp the vital principle of **cardinality**—that the last number in a counting sequence indicates the quantity of items in a set (Geary, 2006a). Mastery of cardinality increases the efficiency of children's counting.

Around age 4, children use counting to solve arithmetic problems. At first, their strategies are tied to the order of numbers as presented; to add 2 + 4, they count on from 2 (Bryant & Nunes, 2002). But soon they experiment with other strategies and eventually arrive at the most efficient, accurate approach—in this example, beginning with the higher digit. Around this time, children realize that subtraction cancels out addition. Knowing, for example, that 4 + 3 = 7, they can infer without counting that 7 – 3 = 4 (Rasmussen, Ho, & Bisanz, 2003). Grasping basic arithmetic rules facilitates rapid computation, and with enough practice, children recall answers automatically.

When adults provide many occasions for counting, comparing quantities, and talking about number concepts, children acquire these understandings sooner (Ginsburg, Lee, & Boyd, 2008). Math proficiency at kindergarten entry predicts math achievement years later, in elementary and secondary school (Duncan et al., 2007; Romano et al., 2010).

As with emergent literacy, children from low-SES families begin kindergarten with considerably less math knowledge than their economically advantaged agemates—a gap due to differences in environmental supports. In an early childhood math curriculum called *Building Blocks,* materials that promote math concepts and skills enable teachers to weave math into many preschool daily activities, from building blocks to art and stories (Clements & Sarama, 2008). Compared with agemates randomly assigned to other preschool programs, low-SES preschoolers experiencing Building Blocks showed substantially greater year-end gains in math concepts and skills, including counting, sequencing, and arithmetic computation.

© LAURA DWIGHT PHOTOGRAPHY

This board game helps preschoolers acquire basic math knowledge by affording many opportunities to count, compare quantities, and talk about number concepts.

ASK YOURSELF

REVIEW Describe a typical 4-year-old's understanding of mental activities, noting both strengths and limitations.

CONNECT Cite evidence on the development of preschoolers' memory, theory of mind, and literacy and mathematical understanding that is consistent with Vygotsky's sociocultural theory.

APPLY Lena wonders why her son's preschool teacher provides extensive playtime in learning centers instead of formal lessons in literacy and math skills. Explain to Lena why adult-supported play is the best way for preschoolers to develop academically.

REFLECT Describe informal experiences important for literacy and math development that you experienced while growing up. How do you think those experiences contributed to your academic progress in school?

Individual Differences in Mental Development

Five-year-old Hal sat in a testing room while Sarah gave him an intelligence test. Some of Sarah's questions were *verbal.* For example, she showed him a picture of a shovel and said, "Tell me what this is"—an item measuring vocabulary. She tested his memory by asking him to repeat sentences and lists of numbers back to her. To assess Hal's spatial reasoning, Sarah used *nonverbal* tasks: Hal copied designs with special blocks, figured out the pattern in a series of shapes, and indicated what a piece of paper folded and cut would look like when unfolded (Roid, 2003; Wechsler, 2002).

Sarah knew that Hal came from an economically disadvantaged family. When low-SES and certain ethnic minority preschoolers are bombarded with questions by an unfamiliar adult, they sometimes react with anxiety. Also, such children may not define the testing situation in achievement terms but, instead, may settle for lower performance than their abilities allow. Sarah spent time playing with Hal before she began testing and encouraged him while testing was in progress. Under these conditions, low-SES preschoolers improve in performance (Bracken, 2000).

The questions Sarah asked Hal tap knowledge and skills that not all children have equal opportunity to learn. In Chapter 9, we will take up the hotly debated issue of *cultural bias* in mental testing. For now, keep in mind that intelligence tests do not sample all human abilities, and performance is affected by cultural and situational factors (Sternberg, 2005). Nevertheless, test scores remain important: By age 6 to 7, they are good predictors of later IQ and academic achievement, which are related to vocational success in industrialized societies. Let's see how the environments in which preschoolers spend their days—home, preschool, and child care—affect mental test performance.

Applying What We Know

Features of a High-Quality Home Life for Preschoolers: The HOME Early Childhood Subscales

Subscale	Sample Item
Cognitive stimulation through toys, games, and reading material	Home includes toys that teach colors, sizes, and shapes.
Language stimulation	Parent converses with child at least twice during observer's visit.
Organization of the physical environment	All visible rooms are reasonably clean and minimally cluttered.
Emotional support: parental pride, affection, and warmth	Parent spontaneously praises child's qualities or behavior twice during observer's visit. Parent caresses, kisses, or hugs child at least once during observer's visit.
Stimulation of academic behavior	Child is encouraged to learn colors.
Parental modeling and encouragement of social maturity	Parent introduces interviewer to child.
Opportunities for variety in daily stimulation	Family member takes child on one outing (picnic, shopping) at least every other week.
Avoidance of physical punishment	Parent neither slaps nor spanks child during observer's visit.

Sources: Bradley, 1994; Bradley et al., 2001.

Home Environment and Mental Development

A special version of the *Home Observation for Measurement of the Environment (HOME),* covered in Chapter 5, assesses aspects of 3- to 6-year-olds' home lives that support mental development (see Applying What We Know above). Preschoolers who develop well intellectually have homes rich in educational toys and books. Their parents are warm and affectionate, stimulate language and academic knowledge, and arrange interesting outings. They also make reasonable demands for socially mature behavior—for example, that the child perform simple chores and behave courteously toward others. And these parents resolve conflicts with reason instead of physical force and punishment (Bradley & Caldwell, 1982; Espy, Molfese, & DiLalla, 2001; Roberts, Burchinal, & Durham, 1999).

As we saw in Chapter 2, these characteristics are less often seen in low-SES families. When parents manage, despite low education and income, to obtain high HOME scores, their preschoolers do substantially better on tests of intelligence and measures of language and emergent literacy skills (Berger, Paxson, & Waldfogel, 2009; Foster et al., 2005; Mistry et al., 2008). And in a study of low-SES African-American 3- and 4-year-olds, HOME cognitive stimulation and emotional support subscales predicted reading achievement four years later (Zaslow et al., 2006). These findings highlight the vital role of home environmental quality in children's mental development.

Preschool, Kindergarten, and Child Care

Children between ages 2 and 6 spend even more time away from their homes and parents than infants and toddlers do. Largely because of the rise in maternal employment, over the past several decades the number of young children enrolled in preschool or child care has steadily increased to more than 60 percent in the United States (U.S. Census Bureau, 2012b).

A *preschool* is a program with planned educational experiences aimed at enhancing the development of 2- to 5-year-olds. In contrast, *child care* refers to a variety of arrangements for supervising children. With age, children tend to shift from home-based to center-based programs. Many children, however, experience several types of arrangements at once (Federal Interagency Forum on Child and Family Statistics, 2011).

The line between preschool and child care is fuzzy. In response to the needs of employed parents, many U.S. preschools, as well as most public school kindergartens, have increased their hours from half to full days (U.S. Department of Education, 2012b). At the same time, good child care should provide the same high-quality educational experiences that an effective preschool does.

Types of Preschool and Kindergarten. Preschool and kindergarten programs range along a continuum from child-centered to teacher-directed. In **child-centered programs,** teachers provide a variety of activities from which children select, and much learning takes place through play. In contrast, in **academic programs,** teachers structure children's learning, teaching letters, numbers, colors, shapes, and other academic skills through formal lessons, often using repetition and drill.

Despite evidence that formal academic training in early childhood undermines motivation and emotional well-being, preschool and kindergarten teachers have felt increased pressure to take this approach. Young children who spend much time passively sitting and completing worksheets display more stress behaviors (such as wiggling and rocking), have less confidence

in their abilities, prefer less challenging tasks, and are less advanced in motor, academic, language, and social skills at the end of the school year (Marcon, 1999a; Stipek et al., 1995). Follow-ups reveal lasting effects through elementary school in poorer study habits and achievement (Burts et al., 1992; Hart et al., 1998, 2003). These outcomes are strongest for low-SES children.

A special type of child-centered approach is *Montessori education,* devised a century ago by Italian physician Maria Montessori, who originally applied her method to poverty-stricken children. Features of Montessori schooling include materials specially designed to promote exploration and discovery, child-chosen activities, and equal emphasis on academic and social development (Lillard, 2007). In an evaluation of public preschools serving mostly urban minority children in Milwaukee, researchers compared students randomly assigned to either Montessori or other classrooms (Lillard & Else-Quest, 2006). Five-year-olds who had completed two years of Montessori education outperformed controls in literacy and math skills, false-belief understanding, concern with fairness in solving conflicts with peers, and cooperative play with classmates.

Early Intervention for At-Risk Preschoolers. In the 1960s, as part of the "War on Poverty" in the United States, many intervention programs for economically disadvantaged preschoolers were initiated in an effort to address learning problems before formal schooling begins. The most extensive of these federal programs, **Project Head Start,** began in 1965. A typical Head Start center provides children with a year or two of preschool, along with nutritional and health services. Parent involvement is central to the Head Start philosophy. Parents serve on policy councils, contribute to program planning, work directly with children in classrooms, attend special programs on parenting and child development, and receive services directed at their own emotional, social, and vocational needs. Currently, Head Start serves about 904,000 children and their families across the nation (Head Start Bureau, 2010).

More than two decades of research have established the long-term benefits of preschool intervention. The most extensive of these studies combined data from seven interventions implemented by universities or research foundations. Results showed that poverty-stricken children who attended programs scored higher in IQ and achievement than controls during the first two to three years of elementary school. After that, differences declined (Lazar & Darlington, 1982). But on real-life measures of school adjustment, children and adolescents who had received intervention remained ahead. They were less likely to be placed in special education or retained in grade, and a greater number graduated from high school.

A separate report on one program—the High/Scope Perry Preschool Project—revealed benefits lasting well into adulthood. Two years' exposure to cognitively enriching preschool was associated with increased employment and reduced pregnancy and delinquency rates in adolescence. At age 27, those who had attended preschool were more likely than no-preschool controls to have graduated from high school and college, have higher earnings, be married, and own their own home—and

© ELLEN B. SENISI PHOTOGRAPHY

Project Head Start provides children from poverty-stricken families with preschool education and nutritional and health services. High-quality early educational intervention has benefits lasting into adulthood.

less likely to have been involved with the criminal justice system (see Figure 7.12). In the most recent follow-up, at age 40, the intervention group sustained its advantage on all measures of life success, including education, income, family life, and law-abiding behavior (Schweinhart, 2010; Schweinhart et al., 2005).

Do effects on school adjustment of these well-designed and well-delivered programs generalize to Head Start and other community-based preschool interventions? Findings are similar, though not as strong. Head Start preschoolers, who are more economically disadvantaged than children in other programs,

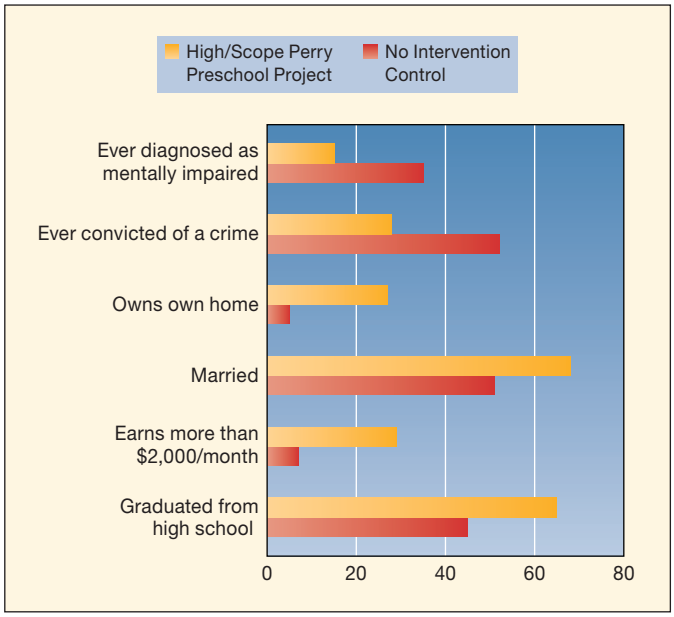

FIGURE 7.12 Some outcomes of the High/Scope Perry Preschool Project on follow-up at age 27. Although two years of a cognitively enriching preschool program did not eradicate the effects of growing up in poverty, children who received intervention were advantaged over no-intervention controls on all measures of life success when they reached adulthood. (Adapted from Schweinhart, 2010; Schweinhart et al., 2005.)

have more severe learning and behavior problems. And quality of services often does not equal that of model university-based programs (Barnett, 2011). But interventions of high quality are associated with diverse, long-lasting favorable outcomes, including higher rates of high school graduation and college enrollment and lower rates of adolescent drug use and delinquency (Garces, Thomas, & Currie, 2002; Love et al., 2006; Mashburn, 2008).

A consistent finding is that gains in IQ and achievement test scores from attending Head Start and other interventions quickly dissolve. In the Head Start Impact Study, a nationally representative sample of 5,000 Head Start 3- and 4-year-olds was randomly assigned to one year of Head Start or to a control group that could attend other types of preschool programs (U.S. Department of Health and Human Services, 2010d). By year's end, Head Start 3-year-olds exceeded controls in vocabulary, emergent literacy, and math skills; 4-year-olds in vocabulary, emergent literacy, and color identification. But except for language skills, academic advantages were no longer evident by end of first grade.

What explains these disappointing results? Head Start children typically enter inferior public schools in poverty-stricken neighborhoods, which undermine the benefits of preschool education (Brooks-Gunn, 2003; Ramey, Ramey, & Lanzi, 2006). An exception is the Chicago Child–Parent Centers—a program emphasizing literacy intervention and parent involvement that began at age 3 and continued through third grade—in which gains in academic achievement were still evident in junior high school (Reynolds & Temple, 1998).

Still, the improved school adjustment that results from attending a one- or two-year Head Start program is impressive. Program effects on parents may contribute: The more involved parents are in Head Start, the better their child-rearing practices and the more stimulating their home learning environments—factors positively related to preschoolers' task persistence and year-end academic, language, and social skills (Marcon, 1999b; McLoyd, Aikens, & Burton, 2006; Parker et al., 1999).

Head Start is highly cost-effective when compared with the cost of providing special education, treating criminal behavior, and supporting unemployed adults. Economists estimate a lifetime return to society of $300,000 to $500,000 on an investment of about $17,000 per preschool child—a potential total savings of many billions of dollars if every poverty-stricken preschooler in the United States were enrolled (Heckman et al., 2010). Because of limited funding, however, only 60 percent of poverty-stricken 3- and 4-year-olds attend some type of preschool program, with Head Start serving just half of these children (Magnuson & Shager, 2010).

Child Care. We have seen that high-quality early intervention can enhance the development of economically disadvantaged children. As noted in Chapter 5, however, much U.S. child care lacks quality. Preschoolers exposed to substandard child care, especially for long hours, score lower in cognitive and social skills and higher in behavior problems (Belsky, 2006; Lamb & Ahnert, 2006; NICHD Early Child Care Research Network, 2003b, 2006). Externalizing difficulties are especially likely to endure through middle childhood and into adolescence after extensive exposure to mediocre care (Belsky et al., 2007b; Vandell et al., 2010).

In contrast, good child care enhances cognitive, language, and social development, especially for low-SES children—effects that persist into elementary school and, for academic achievement, adolescence (Belsky et al., 2007b; Burchinal, Vandergrift, & Pianta, 2010; NICHD Early Child Care Research Network, 2006; Vandell et al., 2010). And in a study that followed very-low-income children over the preschool years, center-based care was more strongly associated with cognitive gains than were other child-care arrangements, probably because centers are more likely to provide a systematic educational program (Loeb et al., 2004).

Applying What We Know on the following page summarizes characteristics of high-quality early childhood programs, based on standards for developmentally appropriate practice devised by the U.S. National Association for the Education of Young Children. These standards offer a set of worthy goals as the United States strives to upgrade child-care and educational services for young children.

Educational Media

Besides home and preschool, young children spend much time in another learning environment: electronic media, including both television and computers. In the industrialized world, nearly all homes have at least one television set, and most have two or more. And more than 90 percent of U.S. children live in homes with one or more computers, 80 percent of which have an Internet connection, usually a high-speed link (Rideout, Foehr, & Roberts, 2010; U.S. Census Bureau, 2012b).

Educational Television. Sammy's favorite TV program, *Sesame Street,* uses lively visual and sound effects to stress basic literacy and number concepts and puppet and human characters to teach general knowledge, emotional and social understanding, and social skills. Today, *Sesame Street* is broadcast in more than 140 countries, making it the most widely viewed children's program in the world (Sesame Workshop, 2009).

Time devoted to watching children's educational programs is associated with gains in early literacy and math skills and academic progress in elementary school (Ennemoser & Schneider, 2007; Linebarger et al., 2004; Wright et al., 2001). Consistent with these findings, one study reported a link between preschool viewing of *Sesame Street* and other similar educational programs and getting higher grades, reading more books, and placing more value on achievement in high school (Anderson et al., 2001).

Sesame Street has modified its previous rapid-paced format in favor of more leisurely episodes with a clear story line. Children's programs with slow-paced action and easy-to-follow narratives, such as *Arthur & Friends, The Magic School Bus,* and *Wishbone,* lead to more elaborate make-believe play in early childhood and to greater recall of program content and gains in vocabulary and reading skills in the early school grades than programs that simply provide information (Linebarger &

Applying What We Know

Signs of Developmentally Appropriate Early Childhood Programs

Program Characteristics	Signs of Quality
Physical setting	Indoor environment is clean, in good repair, and well-ventilated. Classroom space is divided into richly equipped activity areas, including make-believe play, blocks, science, math, games and puzzles, books, art, and music. Fenced outdoor play space is equipped with swings, climbing equipment, tricycles, and sandbox.
Group size	In preschools and child-care centers, group size is no greater than 18 to 20 children with two teachers.
Caregiver–child ratio	In preschools and child-care centers, teacher is responsible for no more than 8 to 10 children. In child-care homes, caregiver is responsible for no more than 6 children.
Daily activities	Children select many of their own activities and learn through experiences relevant to their own lives, mainly in small groups or individually. Teachers facilitate children's involvement, accept individual differences, and adjust expectations to children's developing capacities.
Interactions between adults and children	Teachers move among groups and individuals, asking questions, offering suggestions, and adding more complex ideas. Teachers use positive guidance techniques, such as modeling and encouraging expected behavior and redirecting children to more acceptable activities.
Teacher qualifications	Teachers have college-level specialized preparation in early childhood development, early childhood education, or a related field.
Relationships with parents	Parents are encouraged to observe and participate. Teachers talk frequently with parents about children's behavior and development.
Licensing and accreditation	Child-care setting, whether a center or a home, is licensed by the state. Voluntary accreditation by the National Association for the Education of Young Children *(www.naeyc.org/academy)* or the National Association for Family Child Care *(www.nafcc.org)* is evidence of an especially high-quality program.

Source: Copple & Bredekamp, 2009.

Piotrowski, 2010; Singer & Singer, 2005). Narratively structured educational TV eases processing demands, freeing up space in working memory for applying program content to real-life situations.

Despite the spread of computers, television remains the dominant form of youth media. The average U.S. 2- to 6-year-old watches TV programs and videos from 1½ to 2⅔ hours a day. In middle childhood, viewing time increases to an average of 3½ hours a day, before declining slightly in adolescence (Rideout, Foehr, & Roberts, 2010; Rideout & Hamel, 2006).

Low-SES, African-American, and Hispanic children are more frequent viewers, perhaps because few alternative forms of entertainment are available in their neighborhoods or affordable for their parents. Also, parents with limited education are more likely to engage in practices that heighten TV viewing, including leaving the TV on all day and eating family meals in front of it (Rideout, Foehr, & Roberts, 2010). About one-third of U.S. preschoolers and 70 percent of school-age children and adolescents have a TV set in their bedroom; these children spend from 40 to 90 more minutes per day watching than age-mates without one (Rideout & Hamel, 2006).

Does extensive TV viewing take children away from worthwhile activities? Persistent background TV distracts infants and preschoolers from their play, diminishing time spent in focused attention and involvement with a set of toys (Courage & Howe, 2010). The more preschool and school-age children watch prime-time shows and cartoons, the less time they spend reading and interacting with others and the poorer their academic skills (Ennemoser & Schneider, 2007; Huston et al., 1999; Wright et al., 2001). Whereas educational programs can be beneficial, watching entertainment TV—especially heavy viewing—detracts from children's school success and social experiences.

Learning with Computers. More than one-fourth of 4- to 6-year-olds use a computer regularly, with preschoolers of higher-SES parents having greater computer access (Calvert et al., 2005). And because computers can have rich educational benefits, many early childhood classrooms include computer learning centers. Kindergartners who use computers to draw or write produce more elaborate pictures and text, make fewer writing errors, and edit their work much as older children do. And combining everyday and computer experiences with math manipulatives is especially effective in promoting math concepts and skills (Clements & Sarama, 2003).

Simplified computer languages that children can use to make designs or build structures introduce them to programming skills. As long as adults support children's efforts, computer programming promotes improved problem solving and metacognition because children must plan and reflect on their thinking to get their programs to work. Furthermore, while programming, children are especially likely to help one another and to persist in the face of challenge (Nastasi & Clements, 1994; Resnick & Silverman, 2005).

As with television, children spend much time using computers for entertainment purposes, especially game playing. Both media are rife with gender stereotypes and violence. We will consider their impact on emotional and social development in the next chapter.

ASK YOURSELF

REVIEW What findings indicate that child-centered rather than academic preschools and kindergartens are better suited to fostering academic development?

CONNECT Compare outcomes resulting from preschool intervention programs with those from interventions beginning in infancy (see page 173 in Chapter 5). Which are more likely to lead to lasting cognitive gains? Explain.

APPLY Your senator has heard that IQ gains resulting from Head Start do not last, so he plans to vote against additional funding. Write a letter explaining why he should support Head Start.

REFLECT How much and what kinds of TV viewing and computer use did you engage in as a child? How do you think your home media environment influenced your development?

Language Development

Language is intimately related to virtually all cognitive changes discussed in this chapter. Between ages 2 and 6, children make momentous advances in language. Their remarkable achievements, as well as their mistakes along the way, reveal their active, rule-oriented approach to language learning.

Vocabulary

At age 2, Sammy had a spoken vocabulary of about 250 words. Buy age 6 he will have acquired around 10,000 words (Bloom, 1998). To accomplish this feat, Sammy acquired about five new words each day. How do children build their vocabularies so quickly? Research shows that they can connect new words with their underlying concepts after only a brief encounter, a process called **fast-mapping.** Preschoolers can even fast-map two or more new words encountered in the same situation (Wilkinson, Ross, & Diamond, 2003).

Types of Words. Children in many Western and non-Western language communities fast-map labels for objects especially rapidly because these refer to concepts that are easy to perceive. When adults point to, label, and talk about an object, they help the child figure out the word's meaning (Gershoff-Stowe & Hahn, 2007). Soon children add verbs *(go, run, broke),* which require more complex understandings of relationships between objects and actions. Children learning Chinese, Japanese, and Korean—languages in which nouns are often omitted from adult sentences, while verbs are stressed—acquire verbs more readily than their English-speaking agemates (Kim, McGregor, & Thompson, 2000; Tardif, 2006). Gradually, preschoolers add modifiers *(red, round, sad).* Among those that are related in meaning, first they make general distinctions *(big–small),* then more specific ones *(tall–short, high–low, wide–narrow)* (Stevenson & Pollitt, 1987).

To fill in for words they have not yet learned, children as young as age 3 coin new words using ones they already know—for example, "plant-man," for a gardener, "crayoner" for a child using crayons. Preschoolers also extend language meanings through metaphor—like the 3-year-old who described a stomachache as a "fire engine in my tummy" (Winner, 1988). Young preschoolers' metaphors involve concrete sensory comparisons: "Clouds are pillows," "Leaves are dancers." Once vocabulary and general knowledge expand, children also appreciate nonsensory comparisons: "Friends are like magnets," "Time flies by" (Keil, 1986; Özçaliskan, 2005). As a result, young children sometimes communicate in amazingly vivid and memorable ways.

Strategies for Word Learning. Preschoolers figure out the meanings of new words by contrasting them with words they already know. How do they discover which concept each word picks out? One speculation is that early in vocabulary growth, children adopt a *mutual exclusivity bias*—the assumption that words refer to entirely separate (nonoverlapping) categories (Markman, 1992). Consistent with this idea, when 2-year-olds hear the labels for two distinct novel objects (for example, *clip* and *horn*), they assign each word correctly, to the whole object and not just a part of it (Waxman & Senghas, 1992).

Indeed, children's first several hundred nouns refer mostly to objects well-organized by shape. And learning of nouns based on the perceptual property of shape heightens young children's attention to the distinctive shapes of other objects (Smith et al., 2002; Yoshida & Smith, 2003). This *shape bias* helps preschoolers master additional names of objects, and vocabulary accelerates.

Once the name of a whole object is familiar, on hearing a new name for the object, 2- and 3-year-olds set aside the mutual exclusivity bias. For example, if the object (bottle) has a distinctively shaped part (spout), children readily apply the new label to it (Hansen & Markman, 2009). Still, mutual exclusivity and object shape cannot account for preschoolers' remarkably flexible responses when objects have more than one name. Children often call on other components of language in these instances.

According to one proposal, preschoolers figure out many word meanings by observing how words are used in the structure of sentences (Gleitman et al., 2005; Naigles & Swenson, 2007). Consider an adult who says, "This is a *citron* one," while showing the child a yellow car. Two- and 3-year-olds conclude that a new word used as an adjective for a familiar object (car) refers to a property of that object (Hall & Graham, 1999; Imai & Haryu, 2004). As preschoolers hear the word in various sentence structures ("That lemon is bright *citron*"), they refine its meaning.

Young children also take advantage of rich social information that adults frequently provide, while drawing on their own expanding ability to infer others' intentions, desires, and perspectives (Akhtar & Tomasello, 2000). In one study, an adult

© ELLEN B. SENISI PHOTOGRAPHY

Young children rely on any useful information available to add to their vocabularies. As he makes a bird feeder, this preschooler attends to a variety of perceptual, social, and linguistic cues to grasp the meanings of unfamiliar words, such as *pine cone*, *spread*, *dip*, *bird seed*, and *munching sparrow*.

performed an action on an object and then used a new label while looking back and forth between the child and the object, as if inviting the child to play. Two-year-olds concluded that the label referred to the action, not the object (Tomasello & Akhtar, 1995). By age 3, children can even use a speaker's recently expressed desire ("I really want to play with the *riff*") to figure out the label belonging to one of two novel objects (Saylor & Troseth, 2006).

Adults also inform children directly about which of two or more words to use—by saying, for example, "You can call it a sea creature, but it's better to say *dolphin*." Preschoolers' vocabularies grow more quickly when they have parents who provide such clarifying information (Callanan & Sabbagh, 2004).

Explaining Vocabulary Development. Children acquire vocabulary so efficiently and accurately that some theorists believe that they are innately biased to induce word meanings using certain principles, such as mutual exclusivity (Lidz, Gleitman, & Gleitman, 2004; Woodward & Markman, 1998). But critics point out that a small set of built-in, fixed principles cannot account for the flexible manner in which children master vocabulary (Deák, 2000). And many word-learning strategies cannot be innate because children acquiring different languages use different approaches to mastering the same meanings.

An alternative view is that vocabulary growth is governed by the same cognitive strategies that children apply to nonlinguistic information. According to one account, children draw on a *coalition* of cues—perceptual, social, and linguistic—which shift in importance with age (Golinkoff & Hirsh-Pasek, 2006, 2008). Infants rely solely on perceptual features. Toddlers and young preschoolers, while still sensitive to perceptual features (such as object shape), increasingly attend to social cues—the speaker's direction of gaze, gestures, and expressions of desire and intention (Hollich, Hirsh-Pasek, & Golinkoff, 2000; Pruden et al., 2006). And as language develops further, linguistic cues—sentence structure and intonation (stress, pitch, and loudness)—play larger roles.

Preschoolers are most successful at figuring out new word meanings when several kinds of information are available (Saylor, Baldwin, & Sabbagh, 2005). Researchers have just begun to study the multiple cues that children use for different kinds of words and how their combined strategies change with development.

Grammar

Between ages 2 and 3, English-speaking children use simple sentences that follow a subject–verb–object word order. Children learning other languages adopt the word orders of the adult speech to which they are exposed.

Basic Rules. Studies of children acquiring diverse languages reveal that their first use of grammatical rules is piecemeal—limited to just a few verbs. As children listen for familiar verbs in adults' speech, they expand their own utterances containing those verbs, relying on adult speech as their model (Gathercole, Sebastián, & Soto, 1999; Lieven, Pine, & Baldwin, 1997). Sammy, for example, added the preposition *with* to the verb *open* ("You open with scissors") but not to the word *hit* ("He hit me stick").

To test preschoolers' ability to generate novel sentences that conform to basic English grammar, researchers had them use a new verb in the subject–verb–object form after hearing it in a different construction, such as passive: "Ernie is getting *gorped* by the dog." The percentage of children who, when asked what the dog was doing, could respond, "He's *gorping* Ernie," rose steadily with age. But not until age 3½ to 4 could the majority of children apply the subject–verb–object structure broadly, to newly acquired verbs (Chan et al., 2010; Tomasello, 2003, 2006).

Once children form three-word sentences, they make small additions and changes to words that enable them to express meanings flexibly and efficiently. For example, they add *-s* for plural *(cats),* use prepositions (*in* and *on*), and form various tenses of the verb *to be (is, are, were, has been, will).* English-speaking children master these grammatical markers in a regular sequence, starting with those that involve the simplest meanings and structures (Brown, 1973; de Villiers & de Villiers, 1973).

When preschoolers acquire these markers, they sometimes overextend the rules to words that are exceptions—a type of error called **overregularization.** "My toy car *breaked*" and "We each have two *foots*" are expressions that appear between ages 2 and 3 (Maratsos, 2000; Marcus, 1995).

Complex Structures. Gradually, preschoolers master more complex grammatical structures, although they do make mistakes. In first creating questions, 2- to 3-year-olds use many formulas: "Where's *X*?" "Can I *X*?" (Dabrowska, 2000; Tomasello, 1992, 2003). Question asking remains variable for the next couple of years. An analysis of one child's questions revealed that he inverted the subject and verb when asking certain questions but not others ("What she will do?" "Why he can go?") The correct expressions were the ones he heard most often in his mother's speech (Rowland & Pine, 2000). And sometimes children produce

errors in subject–verb agreement ("Where does the dogs play?") and in subject case ("Where can me sit?") (Rowland, 2007).

Similarly, children have trouble with some passive sentences. When told, "The car was pushed by the truck," young preschoolers often make a toy car push a truck. By age 5, they understand such expressions, but full mastery of the passive form is not complete until the end of middle childhood (Lempert, 1990; Tomasello, 2006).

Nevertheless, preschoolers' grasp of grammar is remarkable. By age 4 to 5, they form embedded sentences ("I think *he will come*"), tag questions ("Dad's going to be home soon, *isn't he?*"), and indirect objects ("He showed *his friend* the present"). As the preschool years draw to a close, children use most of the grammatical constructions of their language competently (Tager-Flusberg & Zukowski, 2009).

Explaining Grammatical Development. Evidence that grammatical development is an extended process has raised questions about Chomsky's nativist theory (to review, see page 174 in Chapter 5). Some experts believe that grammar is a product of general cognitive development—children's tendency to search for consistencies and patterns of all sorts. These *information-processing theorists* believe that children notice which words appear in the same positions in sentences and are similarly combined with other words (Chang, Dell, & Bock, 2006; Tomasello, 2003, 2011). Over time, they group words into grammatical categories and use them appropriately in sentences.

Still other theorists, while also focusing on how children process language, agree with the essence of Chomsky's theory. One idea proposes that the grammatical categories into which children group word meanings are innate—present at the outset (Pinker, 1999). Critics, however, point out that children's early word combinations do not show a grasp of grammar. Still another theory holds that children do not start with innate knowledge but, rather, have a *special language-making capacity*—a set of procedures for analyzing the language they hear, which supports the discovery of grammatical regularities (Slobin, 1985, 1997). Controversy persists over whether a universal language-processing device exists or whether children who hear different languages devise unique strategies (Lidz, 2007; Marchman & Thal, 2005).

Conversation

Besides acquiring vocabulary and grammar, children must learn to engage in effective and appropriate communication. This practical, social side of language is called **pragmatics,** and preschoolers make considerable headway in mastering it.

As early as age 2, children are skilled conversationalists. In face-to-face interaction, they take turns and respond appropriately to their partners' remarks (Pan & Snow, 1999). With age, the number of turns over which children can sustain interaction and their ability to maintain a topic over time increase. By age 4, children adjust their speech to fit the age, sex, and social status of their listeners. For example, in acting out roles with hand puppets, they use more commands when playing socially dominant and male roles (teacher, doctor, father) but speak more politely and use more indirect requests when playing less dominant and female roles (student, patient, mother) (Anderson, 2000).

Preschoolers' conversational skills occasionally do break down—for example, when talking on the phone. Here is an excerpt from one 4-year-old's phone conversation with his grandfather:

Grandfather: How old will you be?
John: Dis many. *[Holding up four fingers.]*
Grandfather: Huh?
John: Dis many. *[Again holding up four fingers.]*
(Warren & Tate, 1992, pp. 259–260)

Young children's conversations appear less mature in highly demanding situations in which they cannot see their listeners' reactions or rely on typical conversational aids, such as gestures and objects to talk about. But when asked to tell a listener how to solve a simple puzzle, 3- to 6-year-olds give more specific directions over the phone than in person, indicating that they realize the need for more verbal description on the phone (Cameron & Lee, 1997). Between ages 4 and 8, both conversing and giving directions over the phone improve greatly. Telephone talk provides yet another example of how preschoolers' competencies depend on the demands of the situation.

Supporting Language Development in Early Childhood

How can adults foster preschoolers' language development? As in toddlerhood, conversational give-and-take with adults, either at home or in preschool, is consistently related to language progress (Hart & Risley, 1995; NICHD Early Child Care Research Network, 2000b).

Sensitive, caring adults use additional techniques that promote early language skills. When children use words incorrectly or communicate unclearly, they give helpful, explicit feedback, such as, "I can't tell which ball you want. Do you mean the large red one?" But they do not overcorrect, especially when children make grammatical mistakes. Criticism discourages children from freely using language in ways that lead to new skills.

© WAVE ROYALTY FREE/ALAMY

Responding to his 3-year-old child, this father expands her brief sentences and recasts them into accurate form—techniques that inform children about correct grammar.

Instead, adults often provide indirect feedback about grammar by using two strategies, often in combination: **recasts**—restructuring inaccurate speech into correct form, and **expansions**—elaborating on children's speech, increasing its complexity (Bohannon & Stanowicz, 1988; Chouinard & Clark, 2003). For example, if a child says, "I gotted new red shoes," the parent might respond, "Yes, you got a pair of new red shoes." After such corrective input, 2- to 4-year-olds often shift to correct forms—improvements still evident several months later (Saxton, Backley, & Gallaway, 2005). However, the impact of such feedback has been challenged. The techniques are not used in all cultures and, in a few investigations, did not affect children's grammar (Strapp & Federico, 2000; Valian, 1999). Rather than eliminating errors, perhaps expansions and recasts model grammatical alternatives and encourage children to experiment with them.

LOOK AND LISTEN

In a 30- to 60-minute observation of a 2- to 4-year-old and his or her parent, note grammatical errors the child makes and adult feedback. How often does the parent reformulate child errors or ask clarifying questions? How does the child respond? ●

Do the findings just described remind you once again of Vygotsky's theory? In language, as in other aspects of intellectual growth, parents and teachers gently prompt children to take the next step forward. Children strive to master language because they want to connect with other people. Adults, in turn, respond to children's desire to become competent speakers by listening attentively, elaborating on what children say, modeling correct usage, and stimulating children to talk further. In the next chapter, we will see that this combination of warmth and encouragement of mature behavior is at the heart of early childhood emotional and social development as well.

ASK YOURSELF

REVIEW Provide a list of recommendations for supporting language development in early childhood, noting research that supports each.

CONNECT Explain how children's strategies for word learning support the interactionist perspective on language development, described on pages 174–175 in Chapter 5.

APPLY Sammy's mother explained to him that the family would take a vacation in Miami. The next morning, Sammy announced, "I gotted my bags packed. When are we going to Your-ami?" What explains Sammy's errors?

SUMMARY

PHYSICAL DEVELOPMENT

A Changing Body and Brain (p. 216)

Describe body growth and brain development during early childhood.

- Children grow more slowly in early childhood than they did in the first two years, and they become longer and leaner. New growth centers emerge in the skeleton, and by the end of early childhood, children start to lose their primary teeth.
- Areas of the prefrontal cortex devoted to various aspects of executive function develop rapidly. The left cerebral hemisphere is especially active, supporting preschoolers' expanding language skills and improved executive function.
- Hand preference, reflecting an individual's **dominant cerebral hemisphere,** strengthens during early childhood. Research on handedness supports the joint contribution of nature and nurture to brain lateralization.
- In early childhood, fibers linking the **cerebellum** to the cerebral cortex grow and myelinate, enhancing motor coordination and thinking. The **reticular formation,** responsible for alertness and consciousness; the **hippocampus,** which plays a vital role in memory and spatial orientation; and the **corpus callosum,** connecting the two cerebral hemispheres, also develop rapidly.

Influences on Physical Growth and Health (p. 219)

Describe the effects of heredity, nutrition, and infectious disease on physical growth in early childhood.

- Heredity controls production and release of two hormones from the **pituitary gland: growth hormone (GH),** which is necessary for development of almost all body tissues, and **thyroid-stimulating hormone (TSH),** which affects brain development and body size.
- As growth rate slows, preschoolers' appetites decline, and many become picky eaters. Repeated, unpressured exposure to new foods promotes healthy, varied eating.

GETTY IMAGES/RED CHOPSTICKS

- Dietary deficiencies, especially in protein, vitamins, and minerals, can affect growth and are associated with attention and memory difficulties, academic and behavior problems, and greater susceptibility to infectious diseases. Disease also contributes to malnutrition, especially when intestinal infections cause persistent diarrhea.

- Immunization rates are lower in the United States than in other industrialized nations because many children lack access to health care. Parental stress and misconceptions about vaccine safety also contribute.

What factors increase the risk of unintentional injuries, and how can childhood injuries be prevented?

- Unintentional injuries are the leading cause of childhood mortality in industrialized nations. Victims are more likely to be boys; to be temperamentally inattentive, overactive, irritable, defiant, and aggressive; and to be growing up in stressed, poverty-stricken families.
- Effective injury prevention includes passing laws that promote child safety; creating safer home, travel, and play environments; improving public education; changing parent and child behaviors; and providing social supports to ease parental stress.

Motor Development (p. 223)

Cite major milestones of gross- and fine-motor development in early childhood, and describe individual differences.

- As the child's center of gravity shifts toward the trunk, balance improves, paving the way for new gross-motor achievements. Preschoolers run, jump, hop, gallop and eventually skip, throw, and catch, and generally become better coordinated.
- Improved control of the hands and fingers leads to dramatic gains in fine-motor skills. Preschoolers gradually become self-sufficient at dressing and feeding.
- By age 3, children's scribbles become pictures. With age, their drawings increase in complexity and realism, influenced by their culture's artistic traditions. Preschoolers also try to print alphabet letters and, later, words.

HANG XINGWEI/XINHUA/LANDOV

- Body build and opportunity for physical play affect motor development. Sex differences that favor boys in force and power and girls in balance and fine movements are partly genetic, but environmental pressures exaggerate them. Children master the motor skills of early childhood through informal play experiences.

COGNITIVE DEVELOPMENT

Piaget's Theory: The Preoperational Stage (p. 226)

Describe cognitive advances and limitations during the preoperational stage.

- Rapid advances in mental representation mark the beginning of Piaget's **preoperational stage.** Make-believe, which supports many aspects of development, becomes increasingly complex, evolving into **sociodramatic play** with peers. Gradually, children become capable of **dual representation**—viewing a symbolic object as both an object in its own right and a symbol.
- Preoperational children's **egocentrism**—their inability to imagine others' perspectives—contributes to **centration,** a focus on perceptual appearances, and **irreversibility.** As a result, preschoolers fail **conservation** and **hierarchical classification** tasks.

What does follow-up research reveal about the accuracy of Piaget's preoperational stage?

- When young children are given simplified tasks relevant to their everyday lives, their performance appears more mature than Piaget assumed. Preschoolers recognize others' perspectives, distinguish animate from inanimate objects, reason by analogy about physical transformations, understand cause-and-effect relationships, and organize knowledge into hierarchical categories.
- Evidence that operational thinking develops gradually over the preschool years challenges Piaget's stage concept. Some theorists propose a more flexible view of stages.

What educational principles can be derived from Piaget's theory?

- A Piagetian classroom promotes discovery learning, sensitivity to children's readiness to learn, and acceptance of individual differences.

Vygotsky's Sociocultural Theory (p. 233)

Explain Vygotsky's perspective on the social origins and significance of children's private speech.

- Unlike Piaget, Vygotsky regarded language as the foundation for all higher cognitive processes. According to Vygotsky, **private speech,** or language used for self-guidance, emerges out of social communication as adults and more skilled peers help children master appropriately challenging tasks. Private speech is eventually internalized as silent, inner speech.
- **Scaffolding**—adjusting teaching support to fit children's current needs and suggesting strategies—promotes gains in children's thinking.

Describe applications of Vygotsky's theory to education, and evaluate his major ideas.

- A Vygotskian classroom emphasizes assisted discovery—verbal guidance from teachers and peer collaboration. Make-believe play is a vital zone of proximal development that promotes many competencies.
- **Guided participation,** a broader concept than scaffolding, recognizes cultural and situational variations in shared endeavors between more expert and less expert participants.

© PAUL W. LIEBHARDT/CORBIS

Information Processing (p. 236)

How do attention and memory change during early childhood?

- Preschoolers' attention gradually becomes more sustained, and planning improves. But compared with older children, they spend less time involved in tasks and are less systematic in planning.
- Preschoolers' recognition memory is remarkably good, but their recall for listlike information is poor because they use **memory strategies** less effectively than older children.
- **Episodic memory**—memory for everyday experiences—improves greatly in early childhood. Like adults, preschoolers remember recurring events as **scripts,** which become increasingly elaborate with age. When adults use an elaborative style of conversing with children about the past, children's autobiographical memory becomes more organized and detailed.

Describe the young child's theory of mind.

- Preschoolers begin to construct a theory of mind, evidence of their capacity for **metacognition.** Language, executive function, and social experiences all contribute. Toddlers' nonverbal behaviors suggest an implicit awareness that people can hold false beliefs; around age 4, children's understanding becomes explicit.

- Preschoolers regard the mind as a passive container of information rather than as an active, constructive agent.

Summarize children's literacy and mathematical knowledge during early childhood.

- Children's active efforts to figure out how written symbols convey meaning are known as **emergent literacy.** Preschoolers revise these ideas as their cognitive capacities improve, as they encounter writing in many contexts, and as adults help them with written communication. **Phonological awareness** is a strong predictor of emergent literacy knowledge.
- Toddlers display a beginning grasp of **ordinality.** By age 4, preschoolers understand **cardinality** and use counting to solve arithmetic problems, eventually arriving at the most efficient, accurate approach. Adults promote children's mathematical knowledge by providing many occasions for counting, comparing quantities, and talking about number concepts.

© LAURA DWIGHT PHOTOGRAPHY

Individual Differences in Mental Development (p. 243)

Discuss the impact of home, educational programs, child care, and media on preschoolers' mental development.

- By age 6 to 7, intelligence test scores are good predictors of later IQ and academic achievement. Children growing up in warm, stimulating homes with parents who make reasonable demands for mature behavior develop well intellectually.
- Preschool and kindergarten programs include both **child-centered programs,** in which much learning takes place through play, and **academic programs,** in which teachers train children in academic skills, often using repetition and drill. Emphasizing formal academic instruction undermines young children's motivation and negatively influences later achievement.
- **Project Head Start** is the most extensive U.S. federally funded preschool program for low-income children. High-quality preschool intervention results in immediate IQ and achievement gains and long-term improvements in school adjustment. Parent involvement in Head Start is positively related to more stimulating home environments, with benefits for children's academic, language, and social skills. Good child care enhances cognitive, language, and social development, especially for low-SES children.
- Children pick up many cognitive skills from educational television programs. Programs with slow-paced action and easy-to-follow story lines foster more elaborate make-believe play and gains in vocabulary and reading skills. But heavy exposure to entertainment TV is associated with poorer academic skills.
- Computers can have rich educational benefits when young children use them to draw or write, combine computer experiences with math manipulatives, or learn programming skills.

Language Development (p. 248)

Trace the development of vocabulary, grammar, and conversational skills in early childhood.

- Supported by **fast-mapping,** preschoolers' vocabularies increase dramatically. Initially, they rely heavily on the perceptual cue of object shape to expand their vocabulary. With age, they increasingly draw on social and linguistic cues.
- Between ages 2 and 3, children adopt the basic word order of their language. As preschoolers gradually master grammatical rules, they sometimes overextend them in a type of error called **overregularization.** By the end of early childhood, children have acquired complex grammatical forms.
- **Pragmatics** is the practical, social side of language. Two-year-olds are already skilled conversationalists in face-to-face interaction. By age 4, children adapt their speech to their listener's age, sex, and social status.

© WAVE ROYALTY FREE/ALAMY

Cite factors that support language learning in early childhood.

- Conversational give-and-take with more skilled speakers fosters language progress. Adults provide explicit feedback on the clarity of children's language and indirect feedback about grammar through **recasts** and **expansions.**

Important Terms and Concepts

academic programs (p. 244)
cardinality (p. 243)
centration (p. 229)
cerebellum (p. 218)
child-centered programs (p. 244)
conservation (p. 229)
corpus callosum (p. 218)
dominant cerebral hemisphere (p. 217)
dual representation (p. 227)
egocentrism (p. 228)
emergent literacy (p. 240)
episodic memory (p. 238)
expansions (p. 251)
fast-mapping (p. 248)
growth hormone (GH) (p. 219)
guided participation (p. 235)
hierarchical classification (p. 229)
hippocampus (p. 218)
irreversibility (p. 229)
memory strategies (p. 237)
metacognition (p. 239)
ordinality (p. 242)
overregularization (p. 249)
phonological awareness (p. 242)
pituitary gland (p. 219)
pragmatics (p. 250)
preoperational stage (p. 226)
private speech (p. 234)
Project Head Start (p. 245)
recasts (p. 251)
reticular formation (p. 218)
scaffolding (p. 234)
scripts (p. 238)
sociodramatic play (p. 227)
thyroid-stimulating hormone (TSH) (p. 219)

chapter 8

© ELLEN B. SENISI PHOTOGRAPHY

During the preschool years, children make great strides in understanding the thoughts and feelings of others, and they build on these skills as they form first friendships—special relationships marked by attachment and common interests.

Emotional and Social Development in Early Childhood

As the children in Leslie's classroom moved through the preschool years, their personalities took on clearer definition. By age 3, they voiced firm likes and dislikes as well as new ideas about themselves. "Stop bothering me," Sammy said to Mark, who had reached for Sammy's beanbag as Sammy aimed it toward the mouth of a large clown face. "See, I'm great at this game," Sammy announced with confidence, an attitude that kept him trying, even though he missed most of the throws.

The children's conversations also revealed early notions about morality. Often they combined adults' statements about right and wrong with forceful attempts to defend their own desires. "You're 'posed to share," stated Mark, grabbing the beanbag out of Sammy's hand.

© LAURA DWIGHT PHOTOGRAPHY

"I was here first! Gimme it back," demanded Sammy, pushing Mark. The two boys struggled until Leslie intervened, provided an extra set of beanbags, and showed them how they could both play.

As the interaction between Sammy and Mark reveals, preschoolers quickly become complex social beings. Young children argue, grab, and push, but cooperative exchanges are far more frequent. Between ages 2 and 6, first friendships form, in which children converse, act out complementary roles, and learn that their own desires for companionship and toys are best met when they consider others' needs and interests.

The children's developing understanding of their social world was especially apparent in their growing attention to the dividing line between male and female. While Priti and Karen cared for a sick baby doll in the housekeeping area, Sammy, Vance, and Mark transformed the block corner into a busy intersection. "Green light, go!" shouted police officer Sammy as Vance and Mark pushed large wooden cars and trucks across the floor. Already, the children preferred peers of their own gender, and their play themes mirrored their culture's gender stereotypes.

This chapter is devoted to the many facets of early childhood emotional and social development. We begin with Erik Erikson's theory, which provides an overview of personality change in the preschool years. Then we consider children's concepts of themselves, their insights into their social and moral worlds, their gender typing, and their increasing ability to manage their emotional and social behaviors. Finally, we ask, What is effective child rearing? And we discuss the complex conditions that support good parenting or lead it to break down.

chapter outline

Erikson's Theory: Initiative versus Guilt

Self-Understanding

Foundations of Self-Concept • Emergence of Self-Esteem

■ **CULTURAL INFLUENCES** Cultural Variations in Personal Storytelling: Implications for Early Self-Concept

Emotional Development

Understanding Emotion • Emotional Self-Regulation • Self-Conscious Emotions • Empathy and Sympathy

Peer Relations

Advances in Peer Sociability • First Friendships • Peer Relations and School Readiness • Parental Influences on Early Peer Relations

Foundations of Morality

The Psychoanalytic Perspective • Social Learning Theory • The Cognitive-Developmental Perspective • The Other Side of Morality: Development of Aggression

■ **CULTURAL INFLUENCES** Ethnic Differences in the Consequences of Physical Punishment

Gender Typing

Gender-Stereotyped Beliefs and Behaviors • Biological Influences on Gender Typing • Environmental Influences on Gender Typing • Gender Identity • Reducing Gender Stereotyping in Young Children

■ **SOCIAL ISSUES: EDUCATION** Young Children Learn About Gender Through Mother–Child Conversations

Child Rearing and Emotional and Social Development

Styles of Child Rearing • What Makes Authoritative Child Rearing Effective? • Cultural Variations • Child Maltreatment

Erikson's Theory: Initiative versus Guilt

Erikson (1950) described early childhood as a period of "vigorous unfolding." Once children have a sense of autonomy, they become less contrary than they were as toddlers. Their energies are freed for tackling the psychological conflict of the preschool years: **initiative versus guilt.** As the word *initiative* suggests, young children have a new sense of purposefulness. They are eager to tackle new tasks, join in activities with peers, and discover what they can do with the help of adults. They also make strides in conscience development.

Erikson regarded play as a means through which young children learn about themselves and their social world. Play permits preschoolers to try new skills with little risk of criticism and failure. It also creates a small social organization of children who must cooperate to achieve common goals. Around the world, children act out family scenes and highly visible occupations—police officer, doctor, and nurse in Western societies, rabbit hunter and potter among the Hopi Indians, hut builder and spear maker among the Baka of West Africa (Göncü, Patt, & Kouba, 2004).

Recall that Erikson's theory builds on Freud's psychosexual stages (see Chapter 1, page 16). In Freud's Oedipus and Electra conflicts, to avoid punishment and maintain parents' affection, children form a *superego,* or conscience, by *identifying* with the same-sex parent. As a result, they adopt the moral and gender-role standards of their society. For Erikson, the negative outcome of early childhood is an overly strict superego that causes children to feel too much guilt because they have been threatened, criticized, and punished excessively by adults. When this happens, preschoolers' exuberant play and bold efforts to master new tasks break down.

© AGE FOTOSTOCK/ROBERT HARDING

A Guatemalan 3-year-old pretends to shell corn. By acting out family scenes and highly visible occupations, young children around the world develop a sense of initiative, gaining insight into what they can do and become in their culture.

Although Freud's ideas are no longer accepted as satisfactory explanations of conscience development, Erikson's image of initiative captures the diverse changes in young children's emotional and social lives. Early childhood is, indeed, a time when children develop a confident self-image, more effective control over their emotions, new social skills, the foundations of morality, and a clear sense of themselves as boy or girl.

Self-Understanding

The development of language enables young children to talk about their own subjective experience of being. In Chapter 7, we noted that young children acquire a vocabulary for talking about their inner mental lives and gain in understanding of mental states. As self-awareness strengthens, preschoolers focus more intently on qualities that make the self unique. They begin to develop a **self-concept,** the set of attributes, abilities, attitudes, and values that an individual believes defines who he or she is.

Foundations of Self-Concept

Ask a 3- to 5-year-old to tell you about himself, and you are likely to hear something like this: "I'm Tommy. See, I got this new red T-shirt. I'm 4 years old. I can wash my hair all by myself. I have a new Tinkertoy set, and I made this big, big tower." Preschoolers' self-concepts consist largely of observable characteristics, such as their name, physical appearance, possessions, and everyday behaviors (Harter, 2006; Watson, 1990).

By age 3½, children also describe themselves in terms of typical emotions and attitudes—"I'm happy when I play with my friends"; "I don't like scary TV programs"; "I usually do what Mommy says"—suggesting a beginning understanding of their unique psychological characteristics (Eder & Mangelsdorf, 1997). And by age 5, children's degree of agreement with such statements coincides with maternal reports of their personality traits, indicating that older preschoolers have a sense of their own timidity, agreeableness, and positive or negative affect (Brown et al., 2008). But preschoolers do not yet say, "I'm helpful" or "I'm shy." Direct references to personality traits must wait for greater cognitive maturity.

A warm, sensitive parent–child relationship seems to foster a more positive, coherent early self-concept. In one study, 4-year-olds with a secure attachment to their mothers were more likely than their insecurely attached agemates to describe themselves in favorable terms at age 5—with statements that reflect agreeableness and positive affect (Goodvin et al., 2008). Also recall from Chapter 7 that securely attached preschoolers participate in more elaborative parent–child conversations about personally experienced events, which help them understand themselves (see page 240).

Cultural Influences

Cultural Variations in Personal Storytelling: Implications for Early Self-Concept

Preschoolers of many cultural backgrounds participate in personal storytelling with their parents. Striking cultural differences exist in parents' selection and interpretation of events in these narratives, affecting the way children view themselves.

In one study, researchers spent thousands of hours studying the storytelling practices of six middle-SES Irish-American families in Chicago and six middle-SES Chinese families in Taiwan. From extensive videotapes of adults' conversations with the children from age 2½ to 4, the investigators identified personal stories and coded them for content (Miller, Fung, & Mintz, 1996; Miller et al., 1997, 2012).

Parents in both cultures discussed pleasurable holidays and family excursions in similar ways and with similar frequency. But five times more often than the Irish-American parents, the Chinese parents told long stories about their preschooler's previous misdeeds—using impolite language, writing on the wall, or playing in an overly rowdy way. These narratives, often sparked by a current misdeed, were used as opportunities to educate: Parents conveyed stories with warmth and caring, stressed the impact of misbehavior on others ("You made Mama lose face"), and often ended with direct teaching of proper behavior and a moral lesson ("Saying dirty words is not good"). By contrast, in the few instances in which Irish-American stories referred to transgressions, parents downplayed their seriousness, attributing them to the child's spunk and assertiveness.

Early narratives about the child launch preschoolers' self-concepts on culturally distinct paths (Miller, Fung, & Koven, 2007). Influenced by Confucian traditions of strict discipline and social obligations, Chinese parents integrated these values into their stories, affirming the importance of not disgracing the family and explicitly conveying expectations for improvement in the story's conclusion. Although Irish-American parents disciplined their children, they rarely dwelt on misdeeds in storytelling. Rather, they cast the child's shortcomings in a positive light, perhaps to promote self-esteem.

Whereas most Americans believe that favorable self-esteem is crucial for healthy development, Chinese adults generally see it as unimportant or even negative—as impeding the child's willingness to listen and be corrected (Miller et al., 2002). Consistent with this view, the Chinese parents did little to cultivate their child's individuality. Instead, they used storytelling to guide the child toward responsible behavior. Hence, the Chinese child's self-image emphasizes obligations to others, whereas the American child's is more autonomous.

RONNIE KAUFMAN/LARRY HIRSHOWITZ/GETTY IMAGES/BLEND IMAGES

A Chinese mother speaks gently to her child about proper behavior. Chinese parents often tell preschoolers stories that point out the negative impact on others of the child's misdeeds. The Chinese child's self-concept, in turn, emphasizes social obligations.

As early as age 2, parents use narratives of past events to impart rules, standards for behavior, and evaluative information about the child: "You added the milk when we made the mashed potatoes. That's a very important job!" (Nelson, 2003). As the Cultural Influences box above reveals, these self-evaluative narratives are a major means through which caregivers imbue the young child's self-concept with cultural values.

As they talk about personally significant events and as their cognitive skills advance, preschoolers gradually come to view themselves as persisting over time. Around age 4, children first become certain that a video image of themselves replayed a few minutes after it was filmed is still "me" (Povinelli, 2001). Similarly, when researchers asked 3- to 5-year-olds to imagine a future event (walking next to a waterfall) and to envision a future personal state by choosing from three items (a raincoat, money, a blanket) the one they would need to bring with them, performance—along with future-state justifications ("I'm gonna get wet")—increased sharply from age 3 to 4 (Atance & Meltzoff, 2005).

Emergence of Self-Esteem

Another aspect of self-concept emerges in early childhood: **self-esteem,** the judgments we make about our own worth and the feelings associated with those judgments. ***TAKE A MOMENT...*** Make a list of your own self-judgments. Notice that, besides a global appraisal of your worth as a person, you have a variety of separate self-evaluations concerning how well you perform at different activities. These evaluations are among the most important aspects of self-development because they affect our emotional experiences, future behavior, and long-term psychological adjustment.

By age 4, preschoolers have several self-judgments—for example, about learning things in school, making friends, getting along with parents, and treating others kindly (Marsh, Ellis, & Craven, 2002). But because they have difficulty distinguishing between their desired and their actual competence, they usually rate their own ability as extremely high and underestimate task

© ELLEN B. SENISI PHOTOGRAPHY

After creating a "camera" and "flash," this preschooler pretends to take pictures. Her high self-esteem contributes greatly to her initiative in mastering many new skills.

difficulty, as when Sammy asserted, despite his many misses, that he was great at beanbag throwing (Harter, 2003, 2006).

High self-esteem contributes greatly to preschoolers' initiative during a period in which they must master many new skills. By age 3, children whose parents patiently encourage while offering information about how to succeed are enthusiastic and highly motivated. In contrast, children whose parents criticize their worth and performance give up easily when faced with a challenge and express shame and despondency after failing (Kelley, Brownell, & Campbell, 2000). Adults can avoid promoting these self-defeating reactions by adjusting their expectations to children's capacities, scaffolding children's attempts at difficult tasks (see Chapter 7, page 234), and pointing out effort and improvement in children's behavior.

Emotional Development

Gains in representation, language, and self-concept support emotional development in early childhood. Between ages 2 and 6, children make strides in emotional abilities that, collectively, researchers refer to as *emotional competence* (Halberstadt, Denham, & Dunsmore, 2001; Saarni et al., 2006). First, preschoolers gain in emotional understanding, becoming better able to talk about feelings and to respond appropriately to others' emotional signals. Second, they become better at emotional self-regulation—in particular, at coping with intense negative emotion. Finally, preschoolers more often experience *self-conscious emotions* and *empathy,* which contribute to their developing sense of morality.

Parenting strongly influences preschoolers' emotional competence. Emotional competence, in turn, is vital for successful peer relationships and overall mental health.

Understanding Emotion

Early in the preschool years, children refer to causes, consequences, and behavioral signs of emotion, and over time their understanding becomes more accurate and complex (Stein & Levine, 1999). By age 4 to 5, children correctly judge the causes of many basic emotions ("He's happy because he's swinging very high"; "He's sad because he misses his mother"). Preschoolers' explanations tend to emphasize external factors over internal states, a balance that changes with age (Levine, 1995). After age 4, children appreciate that both desires and beliefs motivate behavior (Chapter 7). Then their grasp of how internal factors can trigger emotion expands.

Preschoolers can also predict what a playmate expressing a certain emotion might do next. Four-year-olds know that an angry child might hit someone and that a happy child is more likely to share (Russell, 1990). And they realize that thinking and feeling are interconnected—that a person reminded of a previous sad experience is likely to feel sad (Lagattuta, Wellman, & Flavell, 1997). Furthermore, they come up with effective ways to relieve others' negative feelings, such as hugging to reduce sadness (Fabes et al., 1988).

At the same time, preschoolers have difficulty interpreting situations that offer conflicting cues about how a person is feeling. When asked what might be happening in a picture of a happy-faced child with a broken bicycle, 4- and 5-year-olds tended to rely only on the emotional expression: "He's happy because he likes to ride his bike." Older children more often reconciled the two cues: "He's happy because his father promised to help fix his broken bike" (Gnepp, 1983; Hoffner & Badzinski, 1989). As in their approach to Piagetian tasks, preschoolers focus on the most obvious aspect of an emotional situation to the neglect of other relevant information.

The more parents label emotions, explain them, and express warmth and enthusiasm when conversing with preschoolers, the more "emotion words" children use and the better developed their emotional understanding (Fivush & Haden, 2005; Laible & Song, 2006). In one study, mothers who explained feelings and who negotiated and compromised during conflicts with their 2½-year-olds had children who, at age 3, were advanced in emotional understanding and used similar strategies to resolve disagreements (Laible & Thompson, 2002). Furthermore, 3- to 5-year-olds who are securely attached to their mothers better understand emotion. Attachment security is related to warmer and more elaborative parent–child narratives, including discussions of feelings that highlight the emotional significance of events (Laible, 2004; Laible & Song, 2006; Raikes & Thompson, 2006).

As preschoolers learn about emotion from interacting with adults, they engage in more emotion talk with siblings and friends, especially during make-believe play (Hughes & Dunn, 1998). Make-believe, in turn, contributes to emotional understanding, especially when children play with siblings (Youngblade & Dunn, 1995). The intense nature of the sibling relationship, combined with frequent acting out of feelings, makes pretending an excellent context for learning about emotions.

Applying What We Know

Helping Children Manage Common Fears of Early Childhood

Fear	Suggestion
Monsters, ghosts, and darkness	Reduce exposure to frightening stories in books and on TV until the child is better able to sort out appearance from reality. Make a thorough "search" of the child's room for monsters, showing him that none are there. Leave a night-light burning, sit by the child's bed until he falls asleep, and tuck in a favorite toy for protection.
Preschool or child care	If the child resists going to preschool but seems content once there, the fear is probably separation. Provide a sense of warmth and caring while gently encouraging independence. If the child fears being at preschool, find out what is frightening—the teacher, the children, or a crowded, noisy environment. Provide extra support by accompanying the child and gradually lessening the amount of time you are present.
Animals	Do not force the child to approach a dog, cat, or other animal that arouses fear. Let the child move at her own pace. Demonstrate how to hold and pet the animal, showing the child that when treated gently, the animal is friendly. If the child is larger than the animal, emphasize this: "You're so big. That kitty is probably afraid of you!"
Intense fears	If a child's fear is intense, persists for a long time, interferes with daily activities, and cannot be reduced in any of the ways just suggested, it has reached the level of a *phobia*. Sometimes phobias are linked to family problems, and counseling is needed to reduce them. At other times, phobias diminish without treatment as the child's capacity for emotional self-regulation improves.

As early as 3 to 5 years of age, knowledge about emotions is related to children's friendly, considerate behavior, willingness to make amends after harming another, and constructive responses to disputes with agemates (Dunn, Brown, & Maguire, 1995; Garner & Estep, 2001; Hughes & Ensor, 2010). Also, the more preschoolers refer to feelings when interacting with playmates, the better liked they are by their peers (Fabes et al., 2001). Children seem to recognize that acknowledging others' emotions and explaining their own enhance the quality of relationships.

Emotional Self-Regulation

Language also contributes to preschoolers' improved *emotional self-regulation* (Cole, Armstrong, & Pemberton, 2010). By age 3 to 4, children verbalize a variety of strategies for adjusting their emotional arousal to a more comfortable level. For example, they know they can blunt emotions by restricting sensory input (covering their eyes or ears to block out an unpleasant sight or sound), talking to themselves ("Mommy said she'll be back soon"), or changing their goals (deciding that they don't want to play anyway after being excluded from a game) (Thompson & Goodvin, 2007). As children use these strategies, emotional outbursts decline. *Effortful control*—in particular, inhibiting impulses and shifting attention—also continues to be vital in managing emotion during early childhood. Three-year-olds who can distract themselves when frustrated tend to become cooperative school-age children with few problem behaviors (Gilliom et al., 2002).

Warm, patient parents who use verbal guidance, including suggesting and explaining strategies and prompting children to generate their own, strengthen children's capacity to handle stress (Colman et al., 2006; Morris et al., 2011). In contrast, when parents rarely express positive emotion, dismiss children's feelings as unimportant, and have difficulty controlling their own anger, children have continuing problems in managing emotion (Hill et al., 2006; Katz & Windecker-Nelson, 2004; Thompson & Meyer, 2007).

As with infants and toddlers, preschoolers who experience negative emotion intensely find it harder to shift attention away from disturbing events and inhibit their feelings. They are more likely to be anxious and fearful, respond with irritation to others' distress, react angrily or aggressively when frustrated, and get along poorly with teachers and peers (Chang et al., 2003; Eisenberg et al., 2005; Raikes et al., 2007). Because these emotionally reactive children become increasingly difficult to rear, they are often targets of ineffective parenting, which compounds their poor self-regulation.

Adult–child conversations that prepare children for difficult experiences also foster emotional self-regulation (Thompson & Goodman, 2010). Parents who discuss what to expect and ways to handle anxiety offer strategies that children can apply. Nevertheless, preschoolers' vivid imaginations and incomplete grasp of the distinction between appearance and reality make fears common in early childhood. See Applying What We Know above for ways adults can help young children manage fears.

Self-Conscious Emotions

One morning in Leslie's classroom, a group of children crowded around for a bread-baking activity. Leslie asked them to wait patiently while she got a baking pan. But Sammy reached over to feel the dough, and the bowl tumbled off the table. When Leslie returned, Sammy looked at her, then covered his eyes with his hands and said, "I did something bad." He felt ashamed and guilty.

As their self-concepts develop, preschoolers become increasingly sensitive to praise and blame or to the possibility of such feedback. They more often experience *self-conscious emotions*—feelings that involve injury to or enhancement of their sense of self (see Chapter 6). By age 3, self-conscious emotions are clearly linked to self-evaluation (Lewis, 1995; Thompson, Meyer, & McGinley, 2006). But because preschoolers are still developing standards of excellence and conduct, they depend on the messages of parents, teachers, and others who matter to them to know *when* to feel proud, ashamed, or guilty, often viewing adult expectations as obligatory rules ("Dad said you're 'posed to take turns") (Thompson, Meyer, & McGinley, 2006).

When parents repeatedly comment on the worth of the child and her performance ("That's a bad job! I thought you were a good girl!"), children experience self-conscious emotions intensely—more shame after failure, more pride after success. In contrast, parents who focus on how to improve performance ("You did it this way; now try doing it that way") induce moderate, more adaptive levels of shame and pride and greater persistence on difficult tasks (Kelley, Brownell, & Campbell, 2000; Lewis, 1998).

Among Western children, intense shame is associated with feelings of personal inadequacy ("I'm stupid"; "I'm a terrible person") and with maladjustment—withdrawal and depression as well as intense anger and aggression toward those who participated in the shame-evoking situation (Lindsay-Hartz, de Rivera, & Mascolo, 1995; Mills, 2005). In contrast, guilt—when it occurs in appropriate circumstances and is neither excessive nor accompanied by shame—is related to good adjustment. Guilt helps children resist harmful impulses, and it motivates a misbehaving child to repair the damage and behave more considerately (Mascolo & Fischer, 2007; Tangney, Stuewig, & Mashek, 2007). But overwhelming guilt—involving such high emotional distress that the child cannot make amends—is linked to depressive symptoms as early as age 3 (Luby et al., 2009).

Finally, the consequences of shame for children's adjustment may vary across cultures. As illustrated in the Cultural Influences box on page 267 and on page 189 in Chapter 6, people in Asian collectivist societies, who define themselves in relation to their social group, view shame as an adaptive reminder of an interdependent self and of the importance of others' judgments (Bedford, 2004).

Empathy and Sympathy

Another emotional capacity that becomes more common in early childhood is *empathy,* which serves as an important motivator of **prosocial,** or **altruistic, behavior**—actions that benefit another person without any expected reward for the self (Spinrad & Eisenberg, 2009). Compared with toddlers, preschoolers rely more on words to communicate empathic feelings, a change that indicates a more reflective level of empathy. When a 4-year-old received a Christmas gift that she hadn't included on her list for Santa, she assumed it belonged to another little girl and pleaded with her parents, "We've got to give it back—Santa's made a big mistake. I think the girl's crying 'cause she didn't get her present!"

© LAURA DWIGHT PHOTOGRAPHY

As children's language skills and capacity to take the perspective of others improve, empathy also increases, motivating prosocial, or altruistic, behavior.

Yet in some children, empathizing—*feeling with* an upset adult or peer and responding emotionally in a similar way—does not yield acts of kindness and helpfulness but, instead, escalates into personal distress. In trying to reduce these feelings, the child focuses on his own anxiety rather than the person in need. As a result, empathy does not lead to **sympathy**—feelings of concern or sorrow for another's plight.

Temperament plays a role in whether empathy occurs and whether it prompts sympathetic, prosocial behavior or self-focused personal distress. Children who are sociable, assertive, and good at regulating emotion are more likely to empathize with others' distress, display sympathetic concern, and engage in prosocial behavior, helping, sharing, and comforting others in distress (Bengtsson, 2005; Eisenberg et al., 1998; Valiente et al., 2004). In contrast, when poor emotion regulators are faced with someone in need, they react with facial and physiological indicators of distress—frowning, lip biting, a rise in heart rate, and a sharp increase in EEG brain-wave activity in the right cerebral hemisphere (which houses negative emotion)—indications that they are overwhelmed by their feelings (Jones, Field, & Davalos, 2000; Pickens, Field, & Nawrocki, 2001).

As with other aspects of emotional development, parenting affects empathy and sympathy. When parents are warm, encourage emotional expressiveness, and show sensitive, empathic concern for their preschoolers' feelings, children are likely to react in a concerned way to the distress of others—relationships that persist into adolescence and early adulthood (Koestner, Franz, & Weinberger, 1990; Michalik et al., 2007; Strayer & Roberts, 2004). Besides modeling sympathy, parents can help shy children manage excessive anxiety and aggressive children regulate intense anger. They can also teach children the importance of kindness and can intervene when they display

inappropriate emotion—strategies that predict high levels of sympathetic responding (Eisenberg, 2003).

In contrast, punitive parenting disrupts empathy at an early age (Valiente et al., 2004). In one study, physically abused preschoolers at a child-care center rarely expressed concern at a peer's unhappiness but, rather, reacted with fear, anger, and physical attacks (Klimes-Dougan & Kistner, 1990). The children's behavior resembled their parents' insensitive responses to others' suffering.

Peer Relations

As children become increasingly self-aware and better at communicating and understanding others' thoughts and feelings, their skill at interacting with peers improves rapidly. Peers provide young children with learning experiences they can get in no other way. Because peers interact on an equal footing, children must keep a conversation going, cooperate, and set goals in play. With peers, children form friendships—special relationships marked by attachment and common interests. Let's look at how peer interaction changes over the preschool years.

Advances in Peer Sociability

Mildred Parten (1932), one of the first to study peer sociability among 2- to 5-year-olds, noticed a dramatic rise with age in joint, interactive play. She concluded that social development proceeds in a three-step sequence. It begins with **nonsocial activity**—unoccupied, onlooker behavior and solitary play. Then it shifts to **parallel play,** in which a child plays near other children with similar materials but does not try to influence their behavior. At the highest level are two forms of true social interaction. In **associative play,** children engage in separate activities but exchange toys and comment on one another's behavior. Finally, in **cooperative play,** a more advanced type of interaction, children orient toward a common goal, such as acting out a make-believe theme.

Follow-Up Research on Peer Sociability. Longitudinal evidence indicates that these play forms emerge in the order suggested by Parten but that later-appearing ones do not replace earlier ones in a developmental sequence (Rubin, Bukowski, & Parker, 2006). Rather, all types coexist in early childhood.

TAKE A MOMENT... Watch children move from one type of play to another in a play group or preschool classroom, and you will see that they often transition from onlooker to parallel to cooperative play and back again (Robinson et al., 2003). Preschoolers seem to use parallel play as a way station—a respite from the demands of complex social interaction and a crossroad to new activities. And although nonsocial activity declines with age, it is still the most frequent form among 3- to 4-year-olds and accounts for a third of kindergartners' free-play time. Also, both solitary and parallel play remain fairly stable from 3 to 6 years, accounting for as much of the child's play as cooperative interaction (Rubin, Fein, & Vandenberg, 1983).

We now understand that the *type,* not the amount, of solitary and parallel play changes in early childhood. In studies of preschoolers' play in Taiwan and the United States, researchers rated the *cognitive maturity* of nonsocial, parallel, and cooperative play, using the categories shown in Table 8.1 on page 262. Within each play type, older children displayed more cognitively mature behavior than younger children (Pan, 1994; Rubin, Watson, & Jambor, 1978).

Often parents wonder whether a preschooler who spends much time playing alone is developing normally. But only *certain types* of nonsocial activity—aimless wandering, hovering near peers, and functional play involving repetitive motor action—are cause for concern. Children who watch peers without playing are usually temperamentally inhibited—high in social fearfulness (Coplan et al., 2004; Rubin, Bukowski, & Parker, 2006). And preschoolers who engage in solitary, repetitive behavior (banging blocks, making a doll jump up and down) tend to be immature, impulsive children who find it difficult to regulate anger and aggression (Coplan et al., 2001). In the classroom, both reticent and impulsive children tend to experience peer ostracism (Coplan & Arbeau, 2008).

© LAURA DWIGHT PHOTOGRAPHY

© LAURA DWIGHT PHOTOGRAPHY

These 4-year-olds (left) engage in parallel play. Cooperative play (right) develops later than parallel play, but preschool children continue to move back and forth between the two types of sociability, using parallel play as a respite from the complex demands of cooperation.

TABLE 8.1 Developmental Sequence of Cognitive Play Categories

PLAY CATEGORY	DESCRIPTION	EXAMPLES
Functional play	Simple, repetitive motor movements with or without objects, especially common during the first two years	Running around a room, rolling a car back and forth, kneading clay with no intent to make something
Constructive play	Creating or constructing something, especially common between 3 and 6 years	Making a house out of toy blocks, drawing a picture, putting together a puzzle
Make-believe play	Acting out everyday and imaginary roles, especially common between 2 and 6 years	Playing house, school, or police officer; acting out storybook or television characters

Source: Rubin, Fein, & Vandenberg, 1983.

But most preschoolers with low rates of peer interaction simply like to play alone, and their solitary activities are positive and constructive. Children who prefer solitary play with art materials, puzzles, and building toys are typically well-adjusted youngsters who, when they do play with peers, show socially skilled behavior (Coplan & Armer, 2007). Still, a few preschoolers who engage in such age-appropriate solitary play—again, more often boys—are rebuffed by peers. Perhaps because quiet play is inconsistent with the "masculine" gender role, boys who engage in it are at risk for negative reactions from both parents and peers and, eventually, for adjustment problems (Coplan et al., 2001, 2004).

Cultural Variations. Peer sociability in collectivist societies, which stress group harmony, takes different forms than in individualistic cultures (Chen & French, 2008). For example, children in India generally play in large groups, which require high levels of cooperation. Much of their behavior is imitative, occurs in unison, and involves close physical contact. In a game called Bhatto Bhatto, children act out a script about a trip to the market, touching one another's elbows and hands as they pretend to cut and share a tasty vegetable (Roopnarine et al., 1994).

© JACOB MAENTZ/CORBIS

Agta village children in the Philippines play a tug-of-war game. Large-group, highly cooperative play is typical of peer sociability in collectivist societies.

As another example, Chinese preschoolers—unlike American preschoolers, who tend to reject reticent classmates—are typically willing to include a quiet, reserved child in play (Chen et al., 2006). In Chapter 6, we saw that until recently collectivist values, which discourage self-assertion, led to positive evaluations of shyness in China (see pages 194–195). Apparently, this benevolent attitude persists in the play behaviors of Chinese young children.

Cultural beliefs about the importance of play also affect early peer associations. Caregivers who view play as mere entertainment are less likely to provide props or to encourage pretend than those who value its cognitive and social benefits (Farver & Wimbarti, 1995). Preschoolers of Korean-American parents, who emphasize task persistence as vital for learning, spend less time than Caucasian-American children in joint make-believe and more time unoccupied and in parallel play (Farver, Kim, & Lee, 1995).

Recall the description of children's daily lives in a Mayan village culture on page 236 in Chapter 7. Mayan parents do not promote children's play—yet Mayan children are socially competent (Gaskins, 2000). Perhaps Western-style sociodramatic play, with its elaborate materials and wide-ranging themes, is particularly important for social development in societies where the worlds of children and adults are distinct. It may be less crucial in village cultures where children participate in adult activities from an early age.

First Friendships

As preschoolers interact, first friendships form that serve as important contexts for emotional and social development. To adults, friendship is a mutual relationship involving companionship, sharing, understanding of thoughts and feelings, and caring for and comforting each other in times of need. In addition, mature friendships endure over time and survive occasional conflicts.

Preschoolers understand something about the uniqueness of friendship. They say that a friend is someone "who likes you," with whom you spend a lot of time playing, and with whom you share toys. But friendship does not yet have a long-term, enduring quality based on mutual trust (Damon, 1988a; Hartup, 2006). "Mark's my best friend," Sammy would declare on days when the boys got along well. But when a dispute arose, he would reverse himself: "Mark, you're not my friend!"

Nevertheless, interactions between young friends are unique. Preschoolers give far more reinforcement—greetings, praise, and compliance—to children they identify as friends, and they also receive more from them. Friends are more cooperative and emotionally expressive—talking, laughing, and looking at each other more often than nonfriends do (Hartup, 2006; Vaughn et al., 2001). Furthermore, children who begin kindergarten with friends in their class or readily make new friends adjust to school more favorably (Ladd, Birch, & Buhs, 1999; Ladd & Price, 1987). Perhaps the company of friends serves as a secure base from which to develop new relationships, enhancing children's feelings of comfort in the new classroom.

Peer Relations and School Readiness

The ease with which kindergartners make new friends and are accepted by their classmates predicts cooperative participation in classroom activities and self-directed completion of learning tasks—behaviors linked to gains in achievement (Ladd, Birch, & Buhs, 1999; Ladd, Buhs, & Seid, 2000). The capacity to form friendships enables kindergartners to integrate themselves into classroom environments in ways that foster both academic and social competence. In a longitudinal follow-up of a large sample of 4-year-olds, children of average intelligence but with above-average social skills fared better in academic achievement in first grade than children of equal mental ability who were socially below average (Konold & Pianta, 2005).

Because social maturity in early childhood contributes to later academic performance, a growing number of experts propose that kindergarten readiness be assessed in terms of not just academic skills but also social skills (Ladd, Herald, & Kochel, 2006; Thompson & Raikes, 2007). Preschool programs, too, should attend to these vital social prerequisites. Warm, responsive teacher–child interaction is vital, especially for shy, impulsive, and emotionally negative children, who are at risk for social difficulties. In studies involving several thousand 4-year-olds in public preschools in six states, teacher sensitivity and emotional support were strong predictors of children's social competence, both during preschool and after kindergarten entry (Curby et al., 2009; Mashburn et al., 2008).

Parental Influences on Early Peer Relations

Children first acquire skills for interacting with peers within the family. Parents influence children's peer sociability both *directly,* through attempts to influence children's peer relations, and *indirectly,* through their child-rearing practices and play behaviors (Ladd & Pettit, 2002; Rubin et al., 2005).

Direct Parental Influences. Preschoolers whose parents frequently arrange informal peer play activities tend to have larger peer networks and to be more socially skilled (Ladd, LeSieur, & Profilet, 1993). In providing play opportunities, parents show children how to initiate peer contacts. And parents' skillful suggestions for managing conflict, discouraging teasing, and entering a play group are associated with preschoolers' social competence and peer acceptance (Mize & Pettit, 2010; Parke et al., 2004b).

© CULTURA/CORBIS

Parents' play with children, especially same-sex children, contributes to social competence. By playing with his father as he would with a peer, this child acquires social skills that facilitate peer interaction.

Indirect Parental Influences. Many parenting behaviors not directly aimed at promoting peer sociability nevertheless influence it. For example, secure attachments to parents are linked to more responsive, harmonious peer interaction, larger peer networks, and warmer, more supportive friendships during the preschool and school years (Laible, 2007; Lucas-Thompson & Clarke-Stewart, 2007; Wood, Emmerson, & Cowan, 2004). The sensitive, emotionally expressive communication that contributes to attachment security may be responsible.

Parent–child play seems particularly effective for promoting peer interaction skills. During play, parents interact with their child on a "level playing field," much as peers do. And perhaps because parents play more with children of their own sex, mothers' play is more strongly linked to daughters' competence, fathers' play to sons' competence (Lindsey & Mize, 2000; Pettit et al., 1998).

As we have seen, some preschoolers already have great difficulty with peer relations. In Leslie's classroom, Robbie was one of them. Wherever he happened to be, comments like "Robbie ruined our block tower" and "Robbie hit me for no reason" could be heard. As we take up moral development in the next section, you will learn more about how parenting contributed to Robbie's peer problems.

ASK YOURSELF

REVIEW Among children who spend much time playing alone, what factors distinguish those who are likely to have adjustment difficulties from those who are well-adjusted and socially skilled?

CONNECT How does emotional self-regulation affect the development of empathy and sympathy? Why are these emotional capacities vital for positive peer relations?

APPLY Three-year-old Ben lives in the country, with no other preschoolers nearby. His parents wonder whether it is worth driving Ben into town once a week to participate in a peer play group. What advice would you give Ben's parents, and why?

REFLECT What did your parents do, directly and indirectly, that might have influenced your earliest peer relationships?

Foundations of Morality

Children's conversations and behavior provide many examples of their developing moral sense. By age 2, they use words to evaluate behavior as "good" or "bad" and react with distress to aggressive or potentially harmful behaviors (Kochanska, Casey, & Fukumoto, 1995). And we have seen that children of this age share toys, help others, and cooperate in games—early indicators of considerate, responsible prosocial attitudes.

Adults everywhere take note of this budding capacity to distinguish right from wrong. Some cultures have special terms for it. The Utku Indians of Hudson Bay say the child develops *ihuma* (reason). The Fijians believe that *vakayalo* (sense) appears. In response, parents hold children more responsible for their behavior (Dunn, 2005). By the end of early childhood, children can state many moral rules: "Don't take someone's things without asking!" "Tell the truth!" In addition, they argue over matters of justice: "You sat there last time, so it's my turn." "It's not fair. He got more!"

All theories of moral development recognize that conscience begins to take shape in early childhood. And most agree that at first, the child's morality is *externally controlled* by adults. Gradually, it becomes regulated by *inner standards.* Truly moral individuals do not do the right thing just to conform to others' expectations. Rather, they have developed compassionate concerns and principles of good conduct, which they follow in many situations.

Each major theory emphasizes a different aspect of morality. Psychoanalytic theory stresses the *emotional side* of conscience development—in particular, identification and guilt as motivators of good conduct. Social learning theory focuses on how *moral behavior* is learned through reinforcement and modeling. Finally, the cognitive-developmental perspective emphasizes *thinking*—children's ability to reason about justice and fairness.

The Psychoanalytic Perspective

Recall that according to Freud, young children form a *superego,* or conscience, by *identifying* with the same-sex parent, whose moral standards they adopt. Children obey the superego to avoid *guilt,* a painful emotion that arises each time they are tempted to misbehave. Moral development, Freud believed, is largely complete by 5 to 6 years of age.

Today, most researchers disagree with Freud's view of conscience development. In his theory (see page 256), fear of punishment and loss of parental love motivate conscience formation and moral behavior. Yet children whose parents frequently use threats, commands, or physical force tend to violate standards often and feel little guilt, whereas parental warmth and responsiveness predict greater guilt following transgressions (Kochanska et al., 2002, 2005, 2008). And if a parent withdraws love after misbehavior—for example, refuses to speak to or states a dislike for the child—children often respond with high levels of self-blame, thinking "I'm no good," or "Nobody loves me." Eventually, to protect themselves from overwhelming guilt, these children may deny the emotion and, as a result, also develop a weak conscience (Kochanska, 1991; Zahn-Waxler et al., 1990).

Inductive Discipline. In contrast, conscience formation is promoted by a type of discipline called **induction,** in which an adult helps the child notice feelings by pointing out the effects of the child's misbehavior on others. For example, a parent might say, "She's crying because you won't give back her doll" (Hoffman, 2000). When generally warm parents provide explanations that match the child's capacity to understand, while firmly insisting that the child listen and comply, induction is effective as early as age 2. Preschoolers whose parents use it are more likely to refrain from wrongdoing, confess and repair damage after misdeeds, and display prosocial behavior (Kerr et al., 2004; Volling, Mahoney, & Rauer, 2009; Zahn-Waxler, Radke-Yarrow, & King, 1979).

© LAURA DWIGHT PHOTOGRAPHY

A teacher uses inductive discipline to explain to a child the impact of her transgression on others, pointing out classmates' feelings. Induction encourages empathy, sympathy, and commitment to moral standards.

The success of induction may lie in its power to motivate children's active commitment to moral standards. Induction gives children information about how to behave that they can use in future situations. By emphasizing the impact of the child's actions on others, it encourages empathy and sympathy (Krevans & Gibbs, 1996). And giving children reasons for changing their behavior encourages them to adopt moral standards because they make sense.

In contrast, discipline that relies too heavily on threats of punishment or withdrawal of love makes children so anxious and frightened that they cannot think clearly enough to figure out what they should do. As a result, these practices do not get children to internalize moral rules (Eisenberg, Fabes, & Spinrad, 2006).

The Child's Contribution. Although good discipline is crucial, children's characteristics also affect the success of parenting techniques. Twin studies suggest a modest genetic contribution to empathy (Knafo et al., 2009). More empathic children require less power assertion and are more responsive to induction.

Temperament is also influential. Mild, patient tactics—requests, suggestions, and explanations—are sufficient to prompt guilt reactions in anxious, fearful preschoolers (Kochanska et al., 2002). But with fearless, impulsive children, gentle discipline has little impact. Power assertion also works poorly. It undermines the child's capacity for effortful control, which strongly predicts good conduct, empathy, sympathy, and prosocial behavior (Kochanska & Aksan, 2006; Kochanska & Knaack, 2003). Parents of impulsive children can foster conscience development by ensuring a secure attachment relationship and combining firm correction with induction (Kochanska, Aksan, & Joy, 2007). When children are so low in anxiety that parental disapproval causes them little discomfort, a close parent–child bond motivates them to listen to parents as a means of preserving an affectionate, supportive relationship.

The Role of Guilt. Although little support exists for Freudian ideas about conscience development, Freud was correct that guilt is an important motivator of moral action. Inducing *empathy-based guilt* (expressions of personal responsibility and regret, such as "I'm sorry I hurt him") by explaining that the child is harming someone and has disappointed the parent is a means of influencing children without using coercion. Empathy-based guilt reactions are associated with stopping harmful actions, repairing damage caused by misdeeds, and engaging in future prosocial behavior (Baumeister, 1998; Eisenberg, Eggum, & Edwards, 2010). At the same time, parents must help children deal with guilt feelings constructively—by guiding them to make up for immoral behavior rather than minimizing or excusing it.

But contrary to what Freud believed, guilt is not the only force that compels us to act morally. Nor is moral development complete by the end of early childhood. Rather, it is a gradual process, extending into adulthood.

Social Learning Theory

According to social learning theory, morality does not have a unique course of development. Rather, moral behavior is acquired just like any other set of responses: through reinforcement and modeling.

Importance of Modeling. *Operant conditioning*—reinforcement for good behavior with approval, affection, and other rewards—is not enough for children to acquire moral responses. For a behavior to be reinforced, it must first occur spontaneously. Yet many prosocial acts, such as sharing, helping, or comforting an unhappy playmate, occur so rarely at first that reinforcement cannot explain their rapid development in early childhood. Rather, social learning theorists believe that children learn to behave morally largely through *modeling*—observing and imitating people who demonstrate appropriate behavior (Bandura, 1977; Grusec, 1988). Once children acquire a moral response, reinforcement in the form of praise increases its frequency (Mills & Grusec, 1989).

Many studies show that having helpful or generous models increases young children's prosocial responses. And certain characteristics of models affect children's willingness to imitate:

- *Warmth and responsiveness.* Preschoolers are more likely to copy the prosocial actions of a warm, responsive adult than those of a cold, distant adult (Yarrow, Scott, & Waxler, 1973). Warmth seems to make children more attentive and receptive to the model and is itself an example of a prosocial response.
- *Competence and power.* Children admire and therefore tend to imitate competent, powerful models—especially older peers and adults (Bandura, 1977).
- *Consistency between assertions and behavior.* When models say one thing and do another—for example, announce that "it's important to help others" but rarely engage in helpful acts—children generally choose the most lenient standard of behavior that adults demonstrate (Mischel & Liebert, 1966).

Models are most influential in the early years. In one study, toddlers' eager, willing imitation of their mothers' behavior predicted moral conduct (not cheating in a game) and guilt following transgressions at age 3 (Forman, Aksan, & Kochanska, 2004). At the end of early childhood, children who have had consistent exposure to caring adults have internalized prosocial rules and follow them whether or not a model is present (Mussen & Eisenberg-Berg, 1977).

Effects of Punishment. Many parents know that yelling at, slapping, and spanking children for misbehavior are ineffective disciplinary tactics. A sharp reprimand or physical force to restrain or move a child is justified when immediate obedience is necessary—for example, when a 3-year-old is about to run into the street. In fact, parents are most likely to use forceful methods under these conditions. But to foster long-term goals,

such as acting kindly toward others, they tend to rely on warmth and reasoning (Kuczynski, 1984). And in response to very serious transgressions, such as lying and stealing, they often combine power assertion with reasoning (Grusec, 2006; Grusec & Goodnow, 1994).

Frequent punishment, however, promotes only immediate compliance, not lasting changes in behavior. For example, Robbie's parents often punished by hitting, criticizing, and shouting at him. But as soon as they were out of sight, Robbie usually engaged in the unacceptable behavior again. The more harsh threats, angry physical control, and physical punishment children experience, the more likely they are to develop serious, lasting mental health problems. These include weak internalization of moral rules; depression, aggression, antisocial behavior, and poor academic performance in childhood and adolescence; and depression, alcohol abuse, criminality, and partner and child abuse in adulthood (Afifi et al., 2006; Bender et al., 2007; Gershoff, 2002a; Kochanska, Aksan, & Nichols, 2003; Lynch et al., 2006).

Repeated harsh punishment has wide-ranging, undesirable side effects:

- Parents often spank in response to children's aggression (Holden, Coleman, & Schmidt, 1995). Yet the punishment itself models aggression!
- Harshly treated children develop a chronic sense of being personally threatened, which prompts a focus on their own distress rather than a sympathetic orientation to others' needs.
- Children who are frequently punished learn to avoid the punishing adult, who, as a result, has little opportunity to teach desirable behaviors.
- By stopping children's misbehavior temporarily, harsh punishment gives adults immediate relief. For this reason, a punitive adult is likely to punish with greater frequency over time, a course of action that can spiral into serious abuse.
- Children, adolescents, and adults whose parents used *corporal punishment*—the use of physical force to inflict pain but not injury—are more accepting of such discipline (Deater-Deckard et al., 2003; Vitrup & Holden, 2010). In this way, use of physical punishment may transfer to the next generation.

Although corporal punishment spans the SES spectrum, its frequency and harshness are elevated among less educated, economically disadvantaged parents (Lansford et al., 2004, 2009). And consistently, parents with conflict-ridden marriages and with mental health problems (who are emotionally reactive, depressed, or aggressive) are more likely to be punitive and also to have hard-to-manage children, whose disobedience evokes more parental harshness (Berlin et al., 2009; Erath et al., 2006; Taylor et al., 2010). These parent–child similarities suggest that heredity contributes to the link between punitive discipline and children's adjustment difficulties.

But heredity is not a complete explanation. Return to page 73 in Chapter 2 to review findings indicating that good parenting can shield children who are genetically at risk for aggression and antisocial activity from developing those behaviors. Furthermore, longitudinal studies reveal that parental harshness and corporal punishment predict child and adolescent emotional and behavior problems, even after child, parenting, and family characteristics that might otherwise account for the relationship were controlled (Berlin et al., 2009; Lansford et al., 2009, 2011; Taylor et al., 2010).

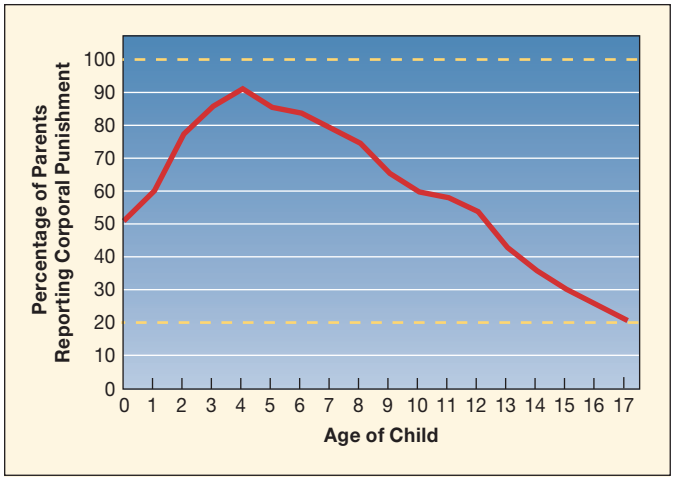

FIGURE 8.1 Prevalence of corporal punishment by children's age. Estimates are based on the percentage of parents in a nationally representative U.S. sample of nearly 1,000 reporting one or more instances of spanking, slapping, pinching, shaking, or hitting with a hard object in the past year. Physical punishment increases sharply during early childhood and then declines, but it is high at all ages. (From M. A. Straus & J. H. Stewart, 1999, "Corporal Punishment by American Parents: National Data on Prevalence, Chronicity, Severity, and Duration, in Relation to Child and Family Characteristics," *Clinical Child and Family Psychology Review, 2,* p. 59. Adapted with kind permission from Springer Science+Business Media and Murray A. Straus.)

In view of these findings, the widespread use of corporal punishment by American parents is cause for concern. Surveys of nationally representative samples of U.S. families reveal that although corporal punishment increases from infancy to age 5 and then declines, it is high at all ages (see Figure 8.1) (Gershoff et al., 2012; Straus & Stewart, 1999). Repeated use of physical punishment is more common with toddlers and preschoolers. And more than one-fourth of physically punishing parents report having used a hard object, such as a brush or a belt (Gershoff, 2002b).

A prevailing American belief is that corporal punishment, if implemented by caring parents, is harmless, perhaps even beneficial. But as the Cultural Influences box on the following page reveals, this assumption is valid only under conditions of limited use in certain social contexts.

Alternatives to Harsh Punishment. Alternatives to criticism, slaps, and spankings can reduce the side effects of punishment. A technique called **time out** involves removing children from the immediate setting—for example, by sending them to their rooms—until they are ready to act appropriately. When a child is out of control, a few minutes in time out can be

Cultural Influences

Ethnic Differences in the Consequences of Physical Punishment

In an African-American community, six elders, who had volunteered to serve as mentors for parents facing child-rearing challenges, met to discuss parenting issues at a social service agency. Their attitudes toward discipline were strikingly different from those of the white social workers who had brought them together. Each elder argued that successful child rearing required appropriate physical tactics. At the same time, they voiced strong disapproval of screaming or cursing at children, calling such out-of-control parental behavior "abusive." Ruth, the oldest and most respected member of the group, characterized good parenting as a complex combination of warmth, teaching, talking nicely, and disciplining physically. She related how an older neighbor advised her to handle her own children when she was a young parent:

> She said to me says, don't scream . . . you talk to them real nice and sweet and when they do something ugly . . . she say you get a nice little switch and you won't have any trouble with them and from that day that's the way I raised 'em. (Mosby et al., 1999, pp. 511–512)

In several studies, corporal punishment predicted externalizing problems similarly among white, black, Hispanic, and Asian children (Gershoff et al., 2012; Pardini, Fite, & Burke, 2008). But other investigations point to ethnic variations.

In one, researchers followed several hundred families for 12 years, collecting information from mothers on disciplinary strategies in early and middle childhood and from both mothers and their children on youth problem behaviors in adolescence (Lansford et al., 2004). Even after many child and family characteristics were controlled, the findings were striking: In Caucasian-American families, physical punishment was positively associated with adolescent aggression and antisocial behavior. In African-American families, by contrast, the more mothers had disciplined physically in childhood, the less their teenagers displayed angry, acting-out behavior and got in trouble at school and with the police.

According to the researchers, African-American and Caucasian-American parents tend to mete out physical punishment differently. In black families, such discipline is typically culturally approved and often mild, delivered in a context of parental warmth, and aimed at helping children become responsible adults. White parents, in contrast, consider physical punishment to be wrong, so when they resort to it, they are usually highly agitated and rejecting of the child (Dodge, McLoyd, & Lansford, 2006). As a result, many black children may view spanking as a practice carried out with their best interests in mind, whereas white children may regard it as an "act of personal aggression" (Gunnoe & Mariner, 1997, p. 768).

In support of this view, when several thousand ethnically diverse children were followed from the preschool through the early school years, spanking was associated with a rise in behavior problems if parents were cold and rejecting, but not if they were warm and supportive (McLoyd & Smith, 2002). And in another study, spanking predicted depressive symptoms only among African-American children whose mothers disapproved of the practice and, as a result, tended to use it when they were highly angry and frustrated (McLoyd et al., 2007).

These findings are not an endorsement of physical punishment. Other forms of discipline, including time out, withdrawal of privileges, and the positive strategies listed on page 268, are far more effective. But it is noteworthy that the meaning and impact of physical discipline vary sharply with its intensity level, context of warmth and support, and cultural approval.

© ELLEN B. SENISI PHOTOGRAPHY

In African-American families, discipline often includes mild physical punishment. Because the practice is culturally approved and delivered in a context of parental warmth, children may view it as an effort to encourage maturity, not as an act of aggression.

enough to change behavior while also giving angry parents time to cool off (Morawska & Sanders, 2011). Another approach is *withdrawal of privileges,* such as watching a favorite TV program. Like time out, removing privileges allows parents to avoid using harsh techniques that can easily intensify into violence.

When parents do decide to use punishment, they can increase its effectiveness in three ways:

- *Consistency.* Permitting children to act inappropriately on some occasions but scolding them on others confuses them, and the unacceptable act persists (Acker & O'Leary, 1996).
- *A warm parent–child relationship.* Children of involved, caring parents find the interruption in parental affection that accompanies punishment especially unpleasant. They want to regain parental warmth and approval as quickly as possible.
- *Explanations.* Providing reasons for mild punishment helps children relate the misdeed to expectations for future behavior. This approach leads to a far greater reduction in misbehavior than using punishment alone (Larzelere et al., 1996).

Applying What We Know

Positive Parenting

Strategy	Explanation
Use transgressions as opportunities to teach.	When a child engages in harmful or unsafe behavior, intervene firmly, and then use induction, which motivates children to make amends and behave prosocially.
Reduce opportunities for misbehavior.	On a long car trip, bring back-seat activities that relieve children's restlessness. At the supermarket, converse with children and let them help with shopping. As a result, children learn to occupy themselves constructively when options are limited.
Provide reasons for rules.	When children appreciate that rules are rational, not arbitrary, they are more likely to strive to follow the rules.
Arrange for children to participate in family routines and duties.	By joining with adults in preparing a meal, washing dishes, or raking leaves, children develop a sense of responsible participation in family and community life and acquire many practical skills.
When children are obstinate, try compromising and problem solving.	When a child refuses to obey, express understanding of the child's feelings ("I know it's not fun to clean up"), suggest a compromise ("You put those away, I'll take care of these"), and help the child think of ways to avoid the problem in the future. Responding firmly but kindly and respectfully increases the likelihood of willing cooperation.
Encourage mature behavior.	Express confidence in children's capacity to learn and appreciation for effort and cooperation: "You gave that your best!" "Thanks for helping!" Adult encouragement fosters pride and satisfaction in succeeding, thereby inspiring children to improve further.

Sources: Berk, 2001; Grusec, 2006.

Positive Relationships, Positive Parenting. The most effective forms of discipline encourage good conduct—by building a mutually respectful bond with the child, letting the child know ahead of time how to act, and praising mature behavior. When sensitivity, cooperation, and shared positive emotion are evident in joint activities between parents and preschoolers, children show firmer conscience development—expressing empathy after transgressions, playing fairly in games, and considering others' welfare (Kochanska et al., 2005, 2008). Parent–child closeness leads children to heed parental demands because the child feels a sense of commitment to the relationship.

© MAURITIUS IMAGES GMBH/ALAMY

With parental encouragement, these sisters follow their route on a map during a long car trip. This positive parenting strategy keeps them constructively involved and reduces the likelihood of misbehavior.

See Applying What We Know above for ways to parent positively. Parents who use these strategies focus on long-term social and life skills—cooperation, problem solving, and consideration for others. As a result, they greatly reduce the need for punishment.

The Cognitive-Developmental Perspective

The psychoanalytic and behaviorist approaches to morality focus on how children acquire ready-made standards of good conduct from adults. In contrast, the cognitive-developmental perspective regards children as *active thinkers* about social rules. As early as the preschool years, children make moral judgments, deciding what is right or wrong on the basis of concepts they construct about justice and fairness (Gibbs, 2010a; Turiel, 2006).

Young children have some well-developed ideas about morality. As long as researchers emphasize people's intentions, 3-year-olds say that a person with bad intentions—someone who deliberately frightens, embarrasses, or otherwise hurts another—is more deserving of punishment than a well-intentioned person

(Helwig, Zelazo, & Wilson, 2001; Jones & Thompson, 2001). Around age 4, children know that a person who expresses an insincere intention—saying, "I'll come over and help you rake leaves," while not intending to do so—is lying (Maas, 2008). And 4-year-olds approve of telling the truth and disapprove of lying, even when a lie remains undetected (Bussey, 1992).

Furthermore, preschoolers distinguish **moral imperatives,** which protect people's rights and welfare, from two other types of rules and expectations: **social conventions,** customs determined solely by consensus, such as table manners and politeness rituals (saying "hello," "please," "thank you"); and **matters of personal choice,** such as friends, hairstyle, and leisure activities, which do not violate rights and are up to the individual (Killen, Margie, & Sinno, 2006; Nucci, 1996; Smetana, 2006). Interviews with 3- and 4-year-olds reveal that they judge moral violations (stealing an apple) as more wrong than violations of social conventions (eating ice cream with your fingers). And preschoolers' concern with personal choice, conveyed through statements like "I'm gonna wear *this* shirt," serves as the springboard for moral concepts of individual rights, which will expand greatly in middle childhood and adolescence (Nucci, 2005).

Within the moral domain, however, preschool and young school-age children tend to reason *rigidly,* making judgments based on salient features and consequences while neglecting other important information. For example, they are more likely than older children to claim that stealing and lying are always wrong, even when a person has a morally sound reason for doing so (Lourenco, 2003). Their explanations for why hitting others is wrong, even in the absence of rules against hitting, are simplistic and centered on physical harm: "When you get hit, it hurts, and you start to cry" (Nucci, 2008). And their focus on outcomes means that they fail to realize that a promise is still a promise, even if it is unfulfilled (Maas, 2008; Maas & Abbeduto, 2001).

Still, preschoolers' ability to distinguish moral imperatives from social conventions is impressive. How do they do so? According to cognitive-developmental theorists, they *actively make sense* of their experiences (Turiel, 2006). They observe that after a moral offense, peers respond with strong negative emotion, describe their own injury or loss, tell another child to stop, or retaliate. And an adult who intervenes is likely to call attention to the victim's rights and feelings. In contrast, violations of social convention elicit less intense peer reactions. And in these situations, adults usually demand obedience without explanation or point to the importance of keeping order.

Cognition and language support preschoolers' moral understanding, but social experiences are vital. Disputes with siblings and peers over rights, possessions, and property allow preschoolers to negotiate, compromise, and work out their first ideas about justice and fairness. Children also learn from warm, sensitive parental communication and from observing the way adults handle rule violations to protect the welfare of others (Turiel & Killen, 2010). Children who are advanced in moral thinking tend to have parents who adapt their communications about fighting, honesty, and ownership to what their children can understand, tell stories with moral implications, encourage prosocial behavior, and gently stimulate the child to think further, without being hostile or critical (Janssens & Deković, 1997; Walker & Taylor, 1991a).

Preschoolers who verbally and physically assault others, often with little or no provocation, are already delayed in moral reasoning (Helwig & Turiel, 2004; Sanderson & Siegal, 1988). Without special help, such children show long-term disruptions in moral development, deficits in self-control, and ultimately an antisocial lifestyle.

The Other Side of Morality: Development of Aggression

Beginning in late infancy, all children display aggression at times. As interactions with siblings and peers increase, so do aggressive outbursts. By the second year, aggressive acts with two distinct purposes emerge. Initially, the most common is **proactive** (or *instrumental*) **aggression,** in which children act to fulfill a need or desire—obtain an object, privilege, space, or social reward, such as adult or peer attention—and unemotionally attack a person to achieve their goal. The other type, **reactive** (or *hostile*) **aggression,** is an angry, defensive response to provocation or a blocked goal and is meant to hurt another person (Dodge, Coie, & Lynam, 2006; Little et al., 2003).

Proactive and reactive aggression come in three forms, which are the focus of most research:

- **Physical aggression** harms others through physical injury—pushing, hitting, kicking, or punching others or destroying another's property.
- **Verbal aggression** harms others through threats of physical aggression, name-calling, or hostile teasing.
- **Relational aggression** damages another's peer relationships through social exclusion, malicious gossip, or friendship manipulation.

Although verbal aggression is always direct, physical and relational aggression can be either *direct* or *indirect.* For example, hitting injures a person directly, whereas destroying property inflicts physical harm indirectly. Similarly, saying, "Do what I say, or I won't be your friend," conveys relational aggression directly, while spreading rumors, refusing to talk to a peer, or manipulating friendships by saying behind someone's back, "Don't play with her; she's a nerd," do so indirectly.

In early childhood, verbal aggression gradually replaces physical aggression (Alink et al., 2006; Tremblay et al., 1999). And proactive aggression declines as preschoolers' improved capacity to delay gratification enables them to avoid grabbing others' possessions. But reactive aggression in verbal and relational forms tends to rise over early and middle childhood (Côté et al., 2007; Tremblay, 2000). Older children are better able to recognize malicious intentions and, as a result, more often respond in hostile ways.

By age 17 months, boys are more physically aggressive than girls—a difference found throughout childhood in many cultures

© BOB EBBESEN/ALAMY

These preschoolers display proactive aggression, pushing and grabbing as they argue over a game. As children learn to compromise and share, and as their capacity to delay gratification improves, proactive aggression declines.

(Baillargeon et al., 2007; Card et al., 2008). The sex difference is due in part to biology—in particular, to male sex hormones (androgens) and temperamental traits (activity level, irritability, impulsivity) on which boys exceed girls. Gender-role conformity is also important. As soon as preschoolers are aware of gender stereotypes—that males and females are expected to behave differently—physical aggression drops off more sharply for girls than for boys (Fagot & Leinbach, 1989).

Although girls have a reputation for being both more verbally and relationally aggressive than boys, the sex difference is small (Crick et al., 2004, 2006; Crick, Ostrov, & Werner, 2006). Beginning in the preschool years, girls concentrate most of their aggressive acts in the relational category. Boys inflict harm in more variable ways and, therefore, display overall rates of aggression that are much higher than girls'.

At the same time, girls more often use indirect relational tactics that—in disrupting intimate bonds especially important to girls—can be particularly mean. Whereas physical attacks are usually brief, acts of indirect relational aggression may extend for hours, weeks, or even months (Nelson, Robinson, & Hart, 2005; Underwood, 2003). In one instance, a 6-year-old girl formed a "pretty-girls club" and—for nearly an entire school year—convinced its members to exclude several classmates by saying they were "ugly and smelly."

An occasional aggressive exchange between preschoolers is normal. But children who are emotionally negative, impulsive, and disobedient are prone to early, high rates of physical or relational aggression (or both) that often persist, placing them at risk for internalizing and externalizing difficulties, social skills deficits, and antisocial activity in middle childhood and adolescence (Campbell et al., 2006; Côté et al., 2007; Vaillancourt et al., 2003). These negative outcomes, however, depend on child-rearing conditions.

The Family as Training Ground for Aggressive Behavior. "I can't control him, he's impossible," Robbie's mother, Nadine, complained to Leslie one day. When Leslie asked if Robbie might be troubled by something happening at home, she discovered that his parents fought constantly and resorted to harsh, inconsistent discipline. The same child-rearing practices that undermine moral internalization—love withdrawal, power assertion, critical remarks, physical punishment, and inconsistent discipline—are linked to aggression from early childhood through adolescence in diverse cultures, with most of these practices predicting both physical and relational forms (Bradford et al., 2003; Casas et al., 2006; Côté et al., 2007; Gershoff et al., 2010; Kuppens et al., 2009; Nelson et al., 2006a).

In families like Robbie's, anger and punitiveness quickly create a conflict-ridden family atmosphere and an "out-of-control" child. The pattern begins with forceful discipline, which occurs more often with stressful life experiences, a parent with an unstable personality, or a difficult child (Dodge, Coie, & Lynam, 2006). Typically, the parent threatens, criticizes, and punishes, and the child angrily resists until the parent "gives in." As these cycles become more frequent, they generate anxiety and irritability among other family members, who soon join in the hostile interactions. Compared with siblings in typical families, preschool siblings who have critical, punitive parents are more aggressive toward one another. Destructive sibling conflict, in turn, quickly spreads to peer relationships, contributing to poor impulse control and antisocial behavior by the early school years (Garcia et al., 2000; Ostrov, Crick, & Stauffacher, 2006).

Boys are more likely than girls to be targets of harsh, inconsistent discipline because they are more active and impulsive and therefore harder to control. When children who are extreme in these characteristics are exposed to emotionally negative, inept parenting, their capacity for emotional self-regulation, empathic responding, and guilt after transgressions is disrupted (Eisenberg, Eggum, & Edwards, 2010). Consequently, they lash out when disappointed, frustrated, or faced with a sad or fearful victim.

Children subjected to these family processes acquire a distorted view of the social world, often seeing hostile intent where it does not exist and, as a result, making many unprovoked attacks (Lochman & Dodge, 1998; Orbio de Castro et al., 2002). And some, who conclude that aggression "works" to access rewards and control others, callously use it to advance their own goals and are unconcerned about causing suffering in others—an aggressive style associated with later more severe conduct problems, violent behavior, and delinquency (Marsee & Frick, 2010).

Highly aggressive children tend to be rejected by peers, to fail in school, and (by adolescence) to seek out deviant peer groups that lead them toward violent delinquency and adult criminality. We will consider this life-course path of antisocial activity in Chapter 12.

Violent Media and Aggression. In the United States, 57 percent of TV programs between 6 A.M. and 11 P.M. contain violent scenes, often portraying repeated aggressive acts that

go unpunished. Victims of TV violence are rarely shown experiencing serious harm, and few programs condemn violence or depict other ways of solving problems (Center for Communication and Social Policy, 1998). Verbally and relationally aggressive acts are particularly frequent in reality TV shows (Coyne, Robinson, & Nelson, 2010). And violent content is 9 percent above average in children's programming, with cartoons being the most violent.

LOOK AND LISTEN

Watch a half-hour of Saturday morning cartoons and a prime-time movie on TV, and tally the number of violent acts, including those that go unpunished. How often did violence occur in each type of program? What do young viewers learn about the consequences of violence? ●

Reviewers of thousands of studies have concluded that TV violence increases the likelihood of hostile thoughts and emotions and of verbally, physically, and relationally aggressive behavior (Comstock & Scharrer, 2006; Ostrov, Gentile, & Crick, 2006). And a growing number of studies confirm that playing violent video games has similar effects (Anderson et al., 2008; Hofferth, 2010). Although young people of all ages are susceptible, preschool and young school-age children are especially likely to imitate TV violence because they believe that much TV fiction is real and accept what they see uncritically.

Violent programming not only creates short-term difficulties in parent and peer relations but also has lasting negative consequences. In several longitudinal studies, time spent watching TV in childhood and adolescence predicted aggressive behavior in adulthood, after other factors linked to TV viewing (such as prior child and parent aggression, IQ, parent education, family income, and neighborhood crime) were controlled (see Figure 8.2) (Graber et al., 2006; Huesmann, 1986; Huesmann et al., 2003; Johnson et al., 2002). Aggressive children and adolescents have a greater appetite for violent TV and computer games. And boys devote more time to violent media than girls, in part because of male-oriented themes of conquest and adventure. But even in nonaggressive children, violent TV sparks hostile thoughts and behavior; its impact is simply less intense (Bushman & Huesmann, 2001).

SHANNON FAGAN/GETTY IMAGES/PHOTOGRAPHER'S CHOICE

Watching TV violence increases the likelihood of hostile thoughts and emotions and aggressive behavior. Playing violent video games has similar effects.

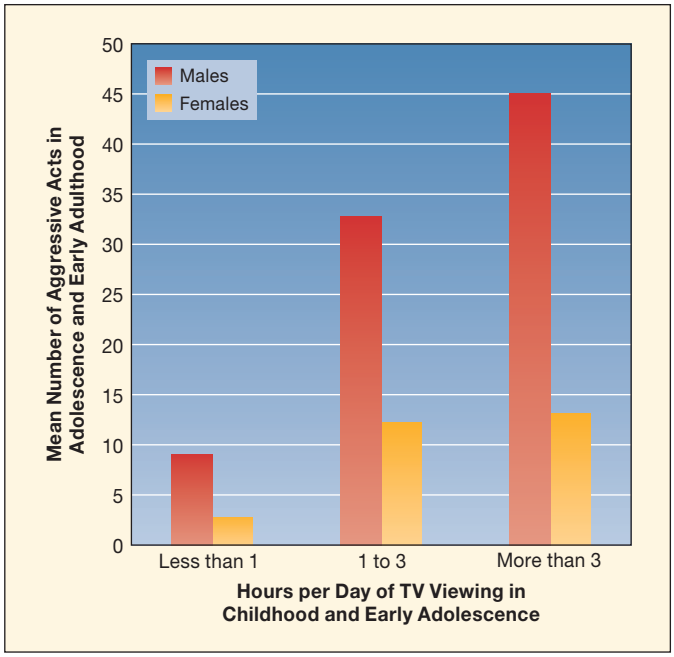

FIGURE 8.2 Relationship of television viewing in childhood and early adolescence to aggressive acts in adolescence and early adulthood. Interviews with more than 700 parents and youths revealed that the more TV watched in childhood and early adolescence, the greater the annual number of aggressive acts committed by the young person, as reported in follow-up interviews at ages 16 and 22. (Adapted from Johnson et al., 2002.)

The ease with which television and video games can manipulate children's attitudes and behavior has led to strong public pressure to improve media content. In the United States, the First Amendment right to free speech has hampered efforts to regulate TV broadcasting. Instead, all programs must be rated for violent and sexual content, and all new TV sets are required to contain the V-chip, which allows parents to block undesired material. In general, parents bear most responsibility for regulating their children's exposure to media violence and other inappropriate content. As with the V-chip for TV, parents can control children's Internet access by using filters or programs that monitor website visits. Yet surveys of U.S. parents indicate that 20 to 30 percent of preschoolers and about half of school-age children experience no limits on TV or computer use at home. Some children begin visiting websites without parental supervision as early as age 4 (Rideout, Foehr, & Roberts, 2010; Rideout & Hamel, 2006; Varnhagen, 2007). Applying What We Know on page 272 lists strategies parents can use to protect their children from undesirable TV and computer fare.

Applying What We Know

Regulating TV and Computer Use

Strategy	Description
Limit TV viewing and computer use.	Parents should provide clear rules limiting children's TV and computer use and stick to them. The TV or computer should not be used as a babysitter for young children. Placing a TV or a computer in a child's bedroom substantially increases use and makes the child's activity hard to monitor.
Avoid using TV or computer time as a reward.	When TV or computer access is used as a reward or withheld as a punishment, children become increasingly attracted to it.
When possible, watch TV with children.	By raising questions about realism in TV depictions, expressing disapproval of on-screen behavior, and encouraging discussion, adults help children understand and evaluate TV content.
Link TV content to everyday learning experiences.	Parents can extend TV learning in ways that encourage children to engage actively with their surroundings. For example, a program on animals might spark a trip to the zoo, a visit to the library for a book about animals, or new ways of observing and caring for the family pet.
Model good TV and computer practices.	Parents' media behavior—avoiding excessive TV and computer use and limiting exposure to harmful content—influences their children's media behavior.

Helping Children and Parents Control Aggression. Treatment for aggressive children is best begun early, before their antisocial behavior becomes well-practiced and difficult to change. Breaking the cycle of hostilities between family members and promoting effective ways of relating to others are crucial.

Leslie suggested that Robbie's parents enroll in a parent training program aimed at improving the parenting of children with conduct problems. In one approach, called *Incredible Years,* parents complete 18 weekly group sessions facilitated by two professionals, who teach positive parenting techniques for promoting preschool and school-age children's academic, emotional, and social skills and for managing disruptive behaviors (Webster-Stratton & Reid, 2010b). A complementary six-day training program for teachers, aimed at improving classroom management strategies and strengthening children's social skills, is also available. And a 22-week program intervenes directly with children, teaching appropriate classroom behavior, self-control, and social skills.

Evaluations in which families with aggressive children were randomly assigned to either Incredible Years or control groups reveal that the program is highly effective at improving parenting and reducing child behavior problems. Combining parent training with teacher and/or child intervention strengthens child outcomes (Webster-Stratton & Herman, 2010). And effects of parent training endure. In one long-term follow-up, 75 percent of young children with serious conduct problems whose parents participated in Incredible Years were well-adjusted as teenagers (Webster-Stratton & Reid, 2010a; Webster-Stratton, Rinaldi, & Reid, 2011).

Other interventions focus on modifying aggressive children's distorted social perspectives, by encouraging them to attend to nonhostile social cues, seek additional information before acting, and take the perspective of others, which promotes empathy and sympathetic concern for others. Another approach is to teach effective conflict-resolution skills. At preschool, Robbie participated in a social problem-solving intervention. Over several months, he met with Leslie and a small group of classmates to act out common conflicts using puppets, discuss alternatives for settling disputes, and practice successful strategies. Children who receive such training show gains in social competence still present several months later (Bierman & Powers, 2009; Shure & Aberson, 2005).

Finally, Robbie's parents sought counseling for their marital problems. When parents receive help in coping with stressors in their own lives, interventions aimed at reducing children's aggression are even more effective (Kazdin & Whitley, 2003).

ASK YOURSELF

REVIEW What experiences help children differentiate moral imperatives, social conventions, and matters of personal choice?

CONNECT What must parents do to foster conscience development in fearless, impulsive children? How does this illustrate the concept of goodness of fit (see page 194 in Chapter 6)?

APPLY Alice and Wayne want their two children to become morally mature, caring individuals. List some parenting practices they should use and some they should avoid.

REFLECT Which types of punishment for a misbehaving preschooler do you endorse, and which types do you reject? Why?

Gender Typing

Gender typing refers to any association of objects, activities, roles, or traits with one sex or the other in ways that conform to cultural stereotypes (Liben & Bigler, 2002). In Leslie's classroom, girls spent more time in the housekeeping, art, and reading corners, while boys gathered more often in spaces devoted to blocks, woodworking, and active play. Already, the children had acquired many gender-linked beliefs and preferences and tended to play with peers of their own sex.

The same theories that provide accounts of morality have been used to explain children's gender typing: *social learning theory,* with its emphasis on modeling and reinforcement, and *cognitive-developmental theory,* with its focus on children as active thinkers about their social world. As we will see, neither is adequate by itself. *Gender schema theory,* a third perspective that combines elements of both, has gained favor. In the following sections, we consider the early development of gender typing.

Gender-Stereotyped Beliefs and Behavior

Even before children can label their own sex consistently, they have begun to acquire common associations with gender—men as rough and sharp, women as soft and round. In one study, 18-month-olds linked such items as fir trees and hammers with males, although they had not yet learned comparable feminine associations (Eichstedt et al., 2002). Recall from Chapter 6 that around age 2, children use such words as *boy, girl, lady,* and *man* appropriately. As soon as gender categories are established, children sort out what they mean in terms of activities and behavior.

Preschoolers associate toys, articles of clothing, tools, household items, games, occupations, colors (blue and pink), and behaviors (physical and relational aggression) with one sex or the other (Banse et al., 2010; Giles & Heyman, 2005; Poulin-Dubois et al., 2002). And their actions reflect their beliefs, not only in play preferences but in personality traits as well. As we have seen, boys tend to be more active, impulsive, assertive, and physically aggressive. Girls tend to be more fearful, dependent, emotionally sensitive, compliant, advanced in effortful control, and skilled at understanding self-conscious emotions and at inflicting indirect relational aggression (Bosacki & Moore, 2004; Else-Quest et al., 2006; Underwood, 2003).

During early childhood, gender-stereotyped beliefs strengthen—so much so that many children apply them as blanket rules rather than as flexible guidelines. When children were asked whether gender stereotypes could be violated, half or more of 3- and 4-year-olds answered "no" to clothing, hairstyle, and play with certain toys (Barbie dolls and G.I. Joes) (Blakemore, 2003). Furthermore, most 3- to 6-year-olds are firm about not wanting to be friends with a child who violates a gender stereotype (a boy who wears nail polish, a girl who plays with trucks) or to attend a school where such violations are allowed (Ruble et al., 2007).

© LAURA DWIGHT PHOTOGRAPHY

Early in the preschool years, gender typing is well under way. Girls tend to play with girls and are drawn to toys and activities that emphasize nurturance and cooperation.

The rigidity of preschoolers' gender stereotypes helps us understand some commonly observed everyday behaviors. When Leslie showed her class a picture of a Scottish bagpiper wearing a kilt, the children insisted, "Men don't wear skirts!" During free play, they often exclaimed that girls can't be police officers and boys don't take care of babies. These one-sided judgments are a joint product of gender stereotyping in the environment and young children's cognitive limitations (Trautner et al., 2005). Most preschoolers do not yet realize that characteristics *associated with* being male or female—activities, toys, occupations, hairstyle, and clothing—do not *determine* a person's sex.

Biological Influences on Gender Typing

The sex differences just described appear in many cultures around the world (Munroe & Romney, 2006; Whiting & Edwards, 1988). Certain ones—male activity level and physical aggression, female emotional sensitivity, and preference for same-sex playmates—are widespread among mammalian species (de Waal, 1993, 2001). According to an evolutionary perspective, the adult life of our male ancestors was largely oriented toward competing for mates, that of our female ancestors toward rearing children. Therefore, males became genetically primed for dominance and females for intimacy, responsiveness, and cooperativeness. Evolutionary theorists claim that family and cultural forces can influence the intensity of biologically based sex differences. But experience cannot eradicate aspects of gender typing that served adaptive functions in human history (Konner, 2010; Maccoby, 2002).

Experiments with animals reveal that prenatally administered androgens increase active play and aggression and suppress maternal caregiving in both male and female mammals

(Sato et al., 2004). Eleanor Maccoby (1998) argues that sex hormones also affect human play styles, leading to rough, noisy movements among boys and calm, gentle actions among girls. Then, as children interact with peers, they choose partners whose interests and behaviors are compatible with their own. Preschool girls increasingly seek out other girls and like to play in pairs because they share a preference for quieter activities involving cooperative roles. Boys come to prefer larger-group play with other boys, who share a desire to run, climb, play-fight, compete, and build up and knock down (Fabes, Martin, & Hanish, 2003). At age 4, children spend three times as much time with same-sex as with other-sex playmates. By age 6, this ratio has climbed to 11 to 1 (Martin & Fabes, 2001).

Even stronger support for the role of biology in human gender typing comes from research on girls exposed prenatally to high levels of androgens, due either to normal variation in hormone levels or to a genetic defect. In both instances, these girls showed more "masculine" behavior—a preference for trucks and blocks over dolls, for active over quiet play, and for boys as playmates—even when parents encouraged them to engage in gender-typical play (Cohen-Bendahan, van de Beek, & Berenbaum, 2005; Pasterski et al., 2005).

Research on boys with low early androgen exposure, either because production by the testes is reduced or because body cells are androgen-insensitive, also yields consistent findings (Jürgensen et al., 2007). The greater the degree of impairment, the more these boys display "feminine" behaviors, including toy choices and preference for girl playmates.

Environmental Influences on Gender Typing

A wealth of evidence reveals that environmental forces—at home, at school, and in the community—build on genetic influences to promote vigorous gender typing in early childhood.

Parents. Beginning at birth, parents have different expectations of sons than of daughters. Many parents prefer that their children play with "gender-appropriate" toys. And they tend to describe achievement, competition, and control of emotion as important for sons and warmth, "ladylike" behavior, and closely supervised activities as important for daughters (Brody, 1999; Turner & Gervai, 1995).

Actual parenting practices reflect these beliefs. Parents give their sons toys that stress action and competition (cars, tools, footballs) and their daughters toys that emphasize nurturance, cooperation, and physical attractiveness (dolls, tea sets, jewelry) (Leaper, 1994; Leaper & Friedman, 2007). Parents also actively reinforce independence in boys and closeness and dependency in girls. For example, parents react more positively when a son plays with cars and trucks, demands attention, runs and climbs, or tries to take toys from others. When interacting with daughters, they more often direct play activities, provide help, encourage participation in household tasks, make supportive statements (approval, praise, and agreement), and refer to emotions (Clearfield & Nelson, 2006; Fagot & Hagan, 1991; Kuebli, Butler, & Fivush, 1995). Gender-typed play contexts amplify these communication differences. For example, when playing housekeeping, mothers engage in high rates of supportive emotion talk with girls (Leaper, 2000).

CAVAN IMAGES/GETTY IMAGES

Of the two sexes, boys are more gender-typed. Fathers, especially, promote "masculine" behavior in their preschool sons through activities that stress action and competition.

As these findings suggest, language is a powerful indirect means for teaching children about gender stereotypes. Earlier we saw that most young children hold rigid beliefs about gender. Although their strict views are due in part to cognitive limitations, they also draw on relevant social experiences to construct these beliefs. Even parents who believe strongly in gender equality unconsciously use language that highlights gender distinctions and informs children about traditional gender roles (see the Social Issues: Education box on the following page).

LOOK AND LISTEN

Observe a parent discussing a picture book with a 3- to 6-year-old. How many times did the parent make generic statements about gender? How about the child? Did the parent accept or correct the child's generic utterances? ●

Of the two sexes, boys are more gender-typed. Fathers, especially, are more insistent that boys conform to gender roles. They place more pressure to achieve on sons than on daughters and are less tolerant of "cross-gender" behavior in sons—more concerned when a boy acts like a "sissy" than when a girl acts like a "tomboy" (Sandnabba & Ahlberg, 1999; Wood, Desmarais, & Gugula, 2002). Parents who hold nonstereotyped values and consciously avoid behaving in these ways have children who are less gender-typed (Brody, 1997; Tenenbaum & Leaper, 2002).

Teachers. Teachers often act in ways that extend gender-role learning. Several times, Leslie caught herself emphasizing gender distinctions when she called out, "Will the girls line up on one side and the boys on the other?" or pleaded, "Boys, I wish you'd quiet down like the girls!"

Social Issues: Education

Young Children Learn About Gender Through Mother–Child Conversations

In an investigation of the power of language to shape preschoolers' beliefs about gender, mothers were asked to converse with their 2- to 6-year-olds about picture books containing images both consistent and inconsistent with gender stereotypes (Gelman, Taylor, & Nguyen, 2004). Each picture was accompanied by the question, "Who can X?" where X was the activity on the page.

A detailed analysis of picture-book conversations revealed that mothers' directly expressed gender attitudes were neutral, largely because they mostly posed questions to their children, such as, "Who's driving that boat?" "Who can be a sailor? Boys and girls?" But by age 4, children often voiced stereotypes ("No, only boys can do that!"), and nearly one-third of the time, mothers affirmed them ("OK, only boys"). In other instances mothers either moved on or repeated the question. But rarely—just 2 percent of the time—did they explicitly counter a child's stereotype, and usually only when the book itself included stereotype-inconsistent pictures.

Although the mothers were not asked to discuss gender, they called attention to it even when they did not need to do so. In English, many nouns referring to people convey age-related information *(kid, baby, 2-year-old, preschooler, teenager, grownup, senior),* whereas only a few encode gender *(male, female, sister, brother, aunt, uncle).* Yet when referring to persons, mothers called attention to gender more than half the time, even though the people shown in the books varied as much in age as in gender. Referring often to gender encourages young children to sort the social world into gender categories.

Furthermore, both mothers and children frequently expressed *generic utterances*—ones that were broad in scope, referring to many, or nearly all, males and females: "Boys can be sailors." "Most girls don't like trucks." Even generics that were gender-neutral ("Lots of girls in this book") or that denied a stereotype ("Boys can be ballet dancers") prompted children to view individuals of the same gender as alike and to ignore exceptions.

Mothers' and children's use of generics increased with age (see Figure 8.3). At age 2, mothers introduced these generalizations nearly three times as often as children. But by age 6 children were producing generics more often than mothers. Generics were especially common in speech to and from boys, likely contributing to boys' stronger gender typing.

Even though these mothers overwhelmingly believed in gender equality, in conversing with their children, they provided a wealth of implicit cues that foster gender-stereotyping. Adults can combat children's gender stereotyped beliefs by refraining from labeling gender unnecessarily (substituting *friend* for *boy* or *girl),* using references to individuals ("That person wants to be firefighter") or qualifiers ("Some boys and some girls want to be firefighters"), countering children's stereotypical claims, and discussing gender biases in language with children and asking them to avoid using gender labels and generics.

© ELLEN B. SENISI PHOTOGRAPHY

While reading, this mother may unconsciously teach her child to see the world in gender-linked terms—by referring to gender unnecessarily or by making generic gender statements ("Most girls prefer X"; "Boys usually don't like X").

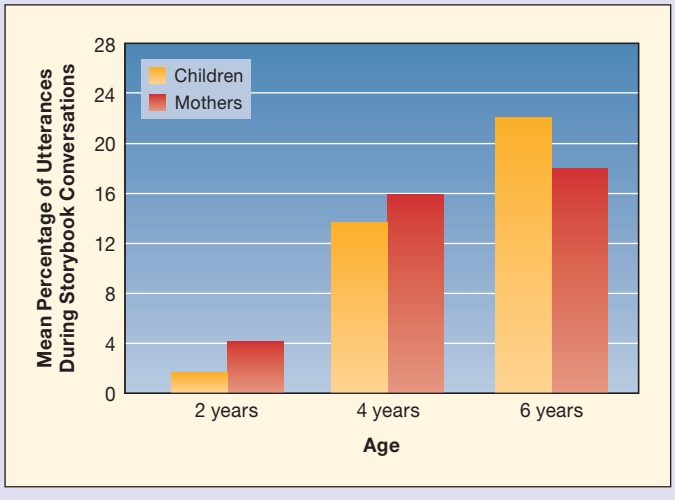

FIGURE 8.3 Mothers' and children's use of generic reference to gender during storybook conversations. Mothers' and children's use of generics increased dramatically with age. At age 2, mothers produced more generics than children. By age 6, children produced more generics than mothers. (From S. A. Gelman, M. G. Taylor, & S. P. Nguyen, "Mother–Child Conversations About Gender," *Monographs of the Society for Research in Child Development, 69*[1, Serial No. 275], p. 46. © 2004 The Society for Research in Child Development, Inc. Reproduced with permission of John Wiley & Sons Ltd)

Like parents, preschool teachers give girls more encouragement to participate in adult-structured activities. Girls frequently cluster around the teacher, following directions, whereas boys are attracted to play areas where teachers are minimally involved (Campbell, Shirley, & Candy, 2004; Powlishta, Serbin, & Moller, 1993). As a result, boys and girls practice different social behaviors. Compliance and bids for help occur more often in adult-structured contexts; assertiveness, leadership, and creative use of materials in unstructured pursuits.

Furthermore, as early as kindergarten, teachers give more overall attention (both positive and negative) to boys than to girls—a difference evident in diverse countries, including China, England, and the United States. They tend to praise boys more for their academic knowledge, perhaps as a means of motivating them because boys' school performance is behind that of girls. Teachers also use more disapproval and controlling discipline with boys (Chen & Rao, 2011; Davies, 2008; Swinson & Harrop, 2009). They seem to expect boys to misbehave more often—a belief based partly on boys' actual behavior and partly on gender stereotypes.

Peers. The more preschoolers play with same-sex partners, the more their behavior becomes gender-typed—in toy choices, activity level, aggression, and adult involvement (Martin & Fabes, 2001). By age 3, same-sex peers positively reinforce one another for gender-typed play by praising, imitating, or joining in. In contrast, when preschoolers engage in "cross-gender" activities—for example, when boys play with dolls or girls with cars and trucks—peers criticize them. Boys are especially intolerant of cross-gender play in other boys (Thorne, 1993). A boy who frequently crosses gender lines is likely to be ostracized by other boys, even when he does engage in "masculine" activities!

Children also develop different styles of social influence in gender-segregated peer groups. To get their way in large-group play, boys often rely on commands, threats, and physical force. Girls' preference for playing in pairs leads to greater concern with a partner's needs, evident in girls' use of polite requests, persuasion, and acceptance. Girls soon find that these tactics succeed with other girls but not with boys, who ignore their courteous overtures (Leaper, 1994; Leaper, Tenenbaum, & Shaffer, 1999). Boys' unresponsiveness gives girls another reason to stop interacting with them.

Over time, children come to believe in the "correctness" of gender-segregated play, which further strengthens gender segregation and gender-stereotyped activities (Martin et al., 1999). As boys and girls separate, *in-group favoritism*—more positive evaluations of members of one's own gender—becomes another factor that sustains the separate social worlds of boys and girls, resulting in "two distinct subcultures" of knowledge, beliefs, interests, and behaviors (Maccoby, 2002).

Although gender segregation is pervasive, cultural variations exist in the extent of gender-typed communication within such groups. African-American and Hispanic girls from low-SES families tend to be more assertive and independent when interacting with one another and with boys than are Caucasian-American girls (Goodwin, 1998). Similarly, in a comparison of Chinese and U.S. preschoolers' play, Chinese girls used more direct commands and criticism when interacting with same- and other-sex peers (Kyratzis & Guo, 2001). In cultures where interdependence is highly valued, perhaps children do not feel a need to work as hard at maintaining same-sex peer relations through traditional interaction.

The Broader Social Environment. Finally, although children's everyday environments have changed to some degree, they continue to present many examples of gender-typed behavior—in occupations, leisure activities, media portrayals, and achievements of men and women. As we will see next, children soon come to view not just their social surroundings but also themselves through a "gender-biased lens"—a perspective that can seriously restrict their interests and learning opportunities.

Gender Identity

As adults, each of us has a **gender identity**—an image of oneself as relatively masculine or feminine in characteristics. By middle childhood, researchers can measure gender identity by asking children to rate themselves on personality traits. A child or adult with a "masculine" identity scores high on traditionally masculine items (such as *ambitious, competitive,* and *self-sufficient*) and low on traditionally feminine items (such as *affectionate, cheerful,* and *soft-spoken*). Someone with a "feminine" identity does the reverse. And a substantial minority (especially females) have a gender identity called **androgyny,** scoring high on both masculine and feminine personality characteristics.

Gender identity is a good predictor of psychological adjustment. "Masculine" and androgynous children and adults have higher self-esteem than "feminine" individuals (Boldizar, 1991; DiDonato & Berenbaum, 2011; Harter, 2006). In line with their flexible self-definitions, androgynous individuals are more adaptable—able to show masculine independence or feminine sensitivity, depending on the situation (Huyck, 1996; Taylor & Hall, 1982). The existence of an androgynous identity demonstrates that children can acquire a mixture of positive qualities traditionally associated with each gender—an orientation that may best help them realize their potential.

Emergence of Gender Identity. How do children develop a gender identity? According to *social learning theory,* behavior comes before self-perceptions. Preschoolers first acquire gender-typed responses through modeling and reinforcement and only later organize these behaviors into gender-linked ideas about themselves. In contrast, *cognitive-developmental theory* maintains that self-perceptions come before behavior. Over the preschool years, children acquire a cognitive appreciation of the permanence of their sex. They develop **gender constancy**—a full understanding of the biologically based permanence of their gender, including the realization that sex remains the same even if clothing, hairstyle, and play activities change. Then children use this knowledge to guide their behavior.

Children younger than age 6 who watch an adult dress a doll in "other-gender" clothing typically insist that the doll's sex has also changed (Chauhan, Shastri, & Mohite, 2005; Fagot, 1985). Attainment of gender constancy is strongly related to ability to pass verbal appearance–reality tasks (see page 228 in Chapter 7) (Trautner, Gervai, & Nemeth, 2003). Indeed, gender constancy tasks can be considered a type of appearance–reality problem, in that children must distinguish what a person looks like from who he or she really is.

In many cultures, young children do not have access to basic biological knowledge about gender because they rarely see members of the other sex naked. But giving preschoolers information about genital differences does not result in gender constancy. Those who have such knowledge usually say changing a doll's clothing will not change its sex, but when asked to justify their responses, they do not refer to sex as an innate, unchanging quality of people (Szkrybalo & Ruble, 1999). This suggests that cognitive immaturity, not social experience, is responsible for preschoolers' difficulty grasping the permanence of sex.

Is cognitive-developmental theory correct that gender constancy is responsible for children's gender-typed behavior? Evidence for this assumption is weak. "Gender-appropriate" behavior appears so early in the preschool years that its initial appearance must result from modeling and reinforcement, as social learning theory suggests. Although outcomes are not entirely consistent, some evidence suggests that gender constancy actually contributes to the emergence of more flexible gender-role attitudes during the school years (Ruble et al., 2007). But overall, the impact of gender constancy on gender typing is not great. As research in the following section reveals, gender-role adoption is more powerfully affected by children's beliefs about how close the connection must be between their own gender and their behavior.

Gender Schema Theory. **Gender schema theory** is an information-processing approach that combines social learning and cognitive-developmental features. It explains how environmental pressures and children's cognitions work together to shape gender-role development (Martin & Halverson, 1987; Martin, Ruble, & Szkrybalo, 2002). At an early age, children pick up gender-typed preferences and behaviors from others. At the same time, they organize their experiences into *gender schemas,* or masculine and feminine categories, that they use to interpret their world. As soon as preschoolers can label their own gender, they select gender schemas consistent with it ("Only boys can be doctors" or "Cooking is a girl's job") and apply those categories to themselves. Their self-perceptions then become gender-typed and serve as additional schemas that children use to process information and guide their own behavior.

We have seen that individual differences exist in the extent to which children endorse gender-typed views. Figure 8.4 shows different cognitive pathways for children who often apply gender schemas to their experiences and those who rarely do (Liben & Bigler, 2002). Consider Billy, who encounters a doll. If Billy is a *gender-schematic child,* his *gender-salience filter* immediately makes gender highly relevant. Drawing on his prior learning, he asks himself, "Should boys play with dolls?" If he answers "yes" and the toy interests him, he will explore it and learn more about it. If he answers "no," he will avoid the "gender-inappropriate" toy. But if Billy is a *gender-aschematic child*—one

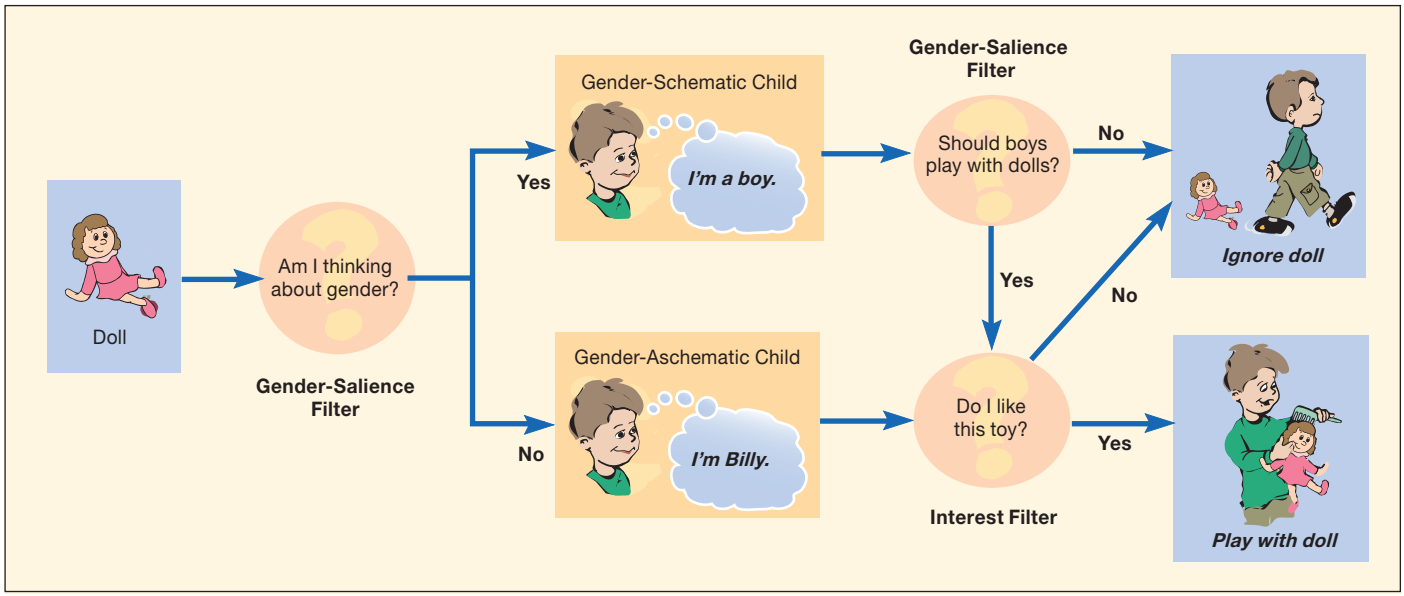

FIGURE 8.4 **Cognitive pathways for gender-schematic and gender-aschematic children.** In *gender-schematic children,* the gender-salience filter immediately makes gender highly relevant: Billy sees a doll and thinks, "I'm a boy. Should boys play with dolls?" Drawing on his experiences, he answers "yes" or "no." If he answers "yes" and the doll interests him, he plays with the doll. If he answers "no," he avoids the "gender-inappropriate" toy. *Gender-aschematic children* rarely view the world in gender-linked terms: Billy simply asks, "Do I like this toy?" and responds on the basis of his interests. (Reprinted by permission of Rebecca Bigler.)

who seldom views the world in gender-linked terms—he simply asks himself, "Do I like this toy?" and responds on the basis of his interests.

Gender-schematic thinking is so powerful that when children see others behaving in "gender-inconsistent" ways, they often cannot remember the information or distort it to make it "gender-consistent." For example, when shown a picture of a male nurse, they may remember him as a doctor (Martin & Ruble, 2004). And because gender-schematic preschoolers typically conclude, "What I like, children of my own sex will also like," they often use their own preferences to add to their gender biases (Liben & Bigler, 2002). For example, a girl who dislikes oysters may conclude that only boys like oysters even though she has never actually been given information promoting such a stereotype. At least partly for this reason, young children's gender schemas contain both culturally standard and nonstandard ideas (Tennenbaum et al., 2010). Not until well into the school years do children's gender schemas fully resemble those of adults.

Reducing Gender Stereotyping in Young Children

How can we help young children avoid rigid gender schemas that restrict their behavior and learning opportunities? No easy recipe exists. Biology clearly affects children's gender typing, channeling boys toward active, competitive play and girls toward quieter, more intimate interaction. But most aspects of gender typing are not built into human nature (Ruble, Martin, & Berenbaum, 2006).

Because young children's cognitive limitations lead them to assume that cultural practices determine gender, parents and teachers are wise to try to delay preschoolers' exposure to gender-stereotyped messages. Adults can begin by limiting traditional gender roles in their own behavior and by providing children with nontraditional alternatives. For example, parents can take turns making dinner, bathing children, and driving the family car, and they can give their sons and daughters both trucks and dolls and both pink and blue clothing. Teachers can ensure that all children spend time in both adult-structured and unstructured activities. Adults can also avoid using language that conveys gender stereotypes and can shield children from media presentations that do so.

Once children notice the vast array of gender stereotypes in their society, parents and teachers can point out exceptions. For example, they can arrange for children to see men and women pursuing nontraditional careers and can explain that interests and skills, not sex, should determine a person's occupation. Research shows that such reasoning is highly effective in reducing children's tendency to view the world in a gender-biased fashion. By middle childhood, children who hold flexible beliefs about what boys and girls can do are more likely to notice instances of gender discrimination (Brown & Bigler, 2004). And as we will see next, a rational approach to child rearing promotes healthy, adaptable functioning in many other areas as well.

ASK YOURSELF

REVIEW Explain how the social environment and young children's cognitive limitations jointly contribute to rigid gender stereotyping in early childhood.

CONNECT What other aspects of young children's social understanding, in addition to gender-stereotyped beliefs, tend to be rigid and one-sided in early childhood?

APPLY List findings indicating that language and communication—between parents and children, between teachers and children, and between peers—powerfully affect children's gender typing. What recommendations would you make to counteract these influences?

REFLECT Would you describe your own gender identity as "masculine," "feminine," or androgynous? What biological and social factors might have influenced your gender identity?

Child Rearing and Emotional and Social Development

In this and previous chapters, we have seen how parents can foster children's competence—by building a parent–child relationship based on affection and cooperation, by serving as models and reinforcers of mature behavior, by using reasoning and inductive discipline, and by guiding and encouraging children's mastery of new skills. Now let's put these practices together into an overall view of effective parenting.

Styles of Child Rearing

Child-rearing styles are combinations of parenting behaviors that occur over a wide range of situations, creating an enduring child-rearing climate. In a landmark series of studies, Diana Baumrind (1971) gathered information on child rearing by watching parents interact with their preschoolers. Her findings, and those of others who have extended her work, reveal three features that consistently differentiate an effective style from less effective ones: (1) acceptance and involvement, (2) control, and (3) autonomy granting (Gray & Steinberg, 1999; Hart, Newell, & Olsen, 2003). Table 8.2 shows how child-rearing styles differ in these features.

Authoritative Child Rearing. The **authoritative child-rearing style**—the most successful approach—involves high acceptance and involvement, adaptive control techniques, and appropriate autonomy granting. Authoritative parents are warm, attentive, and sensitive to their child's needs. They establish an enjoyable, emotionally fulfilling parent–child relationship that

TABLE 8.2 Features of Child-Rearing Styles

CHILD-REARING STYLE	ACCEPTANCE AND INVOLVEMENT	CONTROL	AUTONOMY GRANTING
Authoritative	Is warm, responsive, attentive, patient, and sensitive to the child's needs	Makes reasonable demands for maturity and consistently enforces and explains them	Permits the child to make decisions in accord with readiness Encourages the child to express thoughts, feelings, and desires When parent and child disagree, engages in joint decision making when possible
Authoritarian	Is cold and rejecting and frequently degrades the child	Makes many demands coercively, using force and punishment Often uses psychological control, withdrawing love and intruding on the child's individuality	Makes decisions for the child Rarely listens to the child's point of view
Permissive	Is warm but overindulgent or inattentive	Makes few or no demands for maturity	Permits the child to make many decisions before the child is ready
Uninvolved	Is emotionally detached and withdrawn	Makes few or no demands for maturity	Is indifferent to the child's decision making and point of view

draws the child into close connection. At the same time, authoritative parents exercise firm, reasonable control. They insist on appropriate maturity, give reasons for their expectations, and use disciplinary encounters as "teaching moments" to promote the child's self-regulation. Finally, authoritative parents engage in gradual, appropriate autonomy granting, allowing the child to make decisions in areas where he is ready to do so (Kuczynski & Lollis, 2002; Russell, Mize, & Bissaker, 2004).

Throughout childhood and adolescence, authoritative parenting is linked to many aspects of competence—an upbeat mood, self-control, task persistence, cooperativeness, high self-esteem, social and moral maturity, and favorable school performance (Amato & Fowler, 2002; Aunola, Stattin, & Nurmi, 2000; Gonzalez & Wolters, 2006; Mackey, Arnold, & Pratt, 2001; Milevsky et al., 2007; Steinberg, Darling, & Fletcher, 1995).

Authoritarian Child Rearing. The **authoritarian child-rearing style** is low in acceptance and involvement, high in coercive control, and low in autonomy granting. Authoritarian parents appear cold and rejecting. To exert control, they yell, command, criticize, and threaten. "Do it because I said so!" is their attitude. They make decisions for their child and expect the child to accept their word unquestioningly. If the child resists, authoritarian parents resort to force and punishment.

Children of authoritarian parents are more likely to be anxious, unhappy, and low in self-esteem and self-reliance. When frustrated, they tend to react with hostility and, like their parents, resort to force when they do not get their way. Boys, especially, show high rates of anger and defiance. Although girls also engage in acting-out behavior, they are more likely to be dependent, lacking interest in exploration, and overwhelmed by challenging tasks (Hart, Newell, & Olsen, 2003; Kakihara et al., 2010; Thompson, Hollis, & Richards, 2003). Children and adolescents exposed to the authoritarian style typically do poorly in school, but because of their parents' concern with control, they tend to achieve better and to commit fewer antisocial acts than peers with undemanding parents—that is, whose parents use one of the styles we will consider next (Steinberg, Blatt-Eisengart, & Cauffman, 2006).

In addition to unwarranted direct control, authoritarian parents engage in a more subtle type called **psychological control**—behaviors that intrude on and manipulate children's verbal expression, individuality, and attachments to parents. In an attempt to decide virtually everything for the child, these parents frequently interrupt or put down the child's ideas, decisions, and choice of friends. When they are dissatisfied, they withdraw love, making their affection or attention contingent on the child's compliance. They also hold excessively high expectations that do not fit the child's developing capacities. Children subjected to psychological control exhibit adjustment problems involving both anxious, withdrawn behavior and defiance and aggression—especially the relational form, which (like parental psychological control) damages relationships through manipulation and exclusion (Barber et al., 2005; Kuppens et al., 2009; Nelson et al., 2006; Silk et al., 2003).

Permissive Child Rearing. The **permissive child-rearing style** is warm and accepting but uninvolved. Permissive parents are either overindulgent or inattentive and, thus, engage in little control. Instead of gradually granting autonomy, they allow children to make many of their own decisions at an age when they are not yet capable of doing so. Their children can eat meals and go to bed whenever they wish and can watch as much television as they want. They do not have to learn good manners or do any household chores. Although some permissive parents truly believe in this approach, many others simply lack confidence in their ability to influence their child's behavior (Oyserman et al., 2005).

Children of permissive parents tend to be impulsive, disobedient, and rebellious. Compared with children whose parents exert more control, they are also overly demanding and dependent on adults, and they show less persistence on tasks, poorer school achievement, and more antisocial behavior. The link between permissive parenting and dependent, nonachieving, rebellious behavior is especially strong for boys (Barber & Olsen, 1997; Baumrind, 1971; Steinberg, Blatt-Eisengart, & Cauffman, 2006).

Uninvolved Child Rearing. The **uninvolved child-rearing style** combines low acceptance and involvement with little control and general indifference to issues of autonomy. Often these parents are emotionally detached and depressed and so overwhelmed by life stress that they have little time and energy for children. At its extreme, uninvolved parenting is a form of child maltreatment called *neglect.* Especially when it begins early, it disrupts virtually all aspects of development (see Chapter 6, page 200). Even with less extreme parental disengagement, children and adolescents display many problems—poor emotional self-regulation, school achievement difficulties, depression, anger, and antisocial behavior (Aunola, Stattin, & Nurmi, 2000; Kurdek & Fine, 1994; Schroeder et al., 2010).

What Makes Authoritative Child Rearing Effective?

Like all correlational findings, the relationship between the authoritative style and children's competence is open to interpretation. Perhaps parents of well-adjusted children are authoritative because their youngsters have especially cooperative dispositions. But although temperamentally fearless, impulsive children and emotionally negative, difficult children are more likely to evoke coercive, inconsistent discipline, extra warmth and firm control succeed in modifying these children's maladaptive styles (Cipriano & Stifter, 2010; Kochanska, Philibert, & Barry, 2009; Pettit et al., 2007).

Longitudinal research indicates that authoritative child rearing promotes maturity and adjustment in children of diverse temperaments (Hart, Newell, & Olsen, 2003; Rubin, Burgess, & Coplan, 2002). And a variant of authoritativeness in which parents exert strong control over the child's behavior—becoming directive but not coercive—yields just as favorable long-term outcomes as a more democratic approach (Baumrind, Larzelere, & Owens, 2010). Indeed, as the findings on temperament and parenting just mentioned illustrate, some children, because of their dispositions, require "heavier doses" of certain authoritative features.

In sum, authoritative child rearing seems to create a positive emotional context for parental influence in the following ways:

- Warm, involved parents who are secure in the standards they hold for their children provide models of caring concern as well as confident, self-controlled behavior.
- Children are far more likely to comply with and internalize control that appears fair and reasonable, not arbitrary.
- By making demands and engaging in autonomy granting that match children's ability to take responsibility for their own behavior, authoritative parents convey a sense of competence to their children, which fosters favorable self-esteem and cognitive and social maturity.
- Supportive aspects of the authoritative style, including parental acceptance, involvement, and rational control, are a powerful source of *resilience,* protecting children from the negative effects of family stress and poverty (Beyers et al., 2003).

LOOK AND LISTEN

Ask several parents to explain their style of child rearing, inquiring about acceptance and involvement, control, and autonomy granting. Look, especially, for variations in authoritativeness—more or less control over the child's behavior—along with parents' rationales. ●

Cultural Variations

Although authoritative parenting is broadly advantageous, parents of different ethnicities often have distinct child-rearing beliefs and practices that reflect cultural values. Let's take some examples.

Compared with Western parents, Chinese parents describe their parenting as more controlling. They are more directive in

© JANINE WIEDEL PHOTOLIBRARY/ALAMY

In Caribbean families of African origins, respect for parental authority is paired with high parental warmth—a combination that promotes competence and family loyalty.

teaching and scheduling their children's time, as a way of fostering self-control and high achievement. Chinese parents may appear less warm than Western parents because they withhold praise, which they believe results in self-satisfied, poorly motivated children (Chao, 1994; Chen et al., 2001). Chinese parents report expressing affection and using induction and other reasoning-oriented discipline as much as American parents do, but they more often shame a misbehaving child (see page 257), withdraw love, and use physical punishment (Cheah et al., 2009; Shwalb et al., 2004; Wu et al., 2002). When these practices become excessive, resulting in an authoritarian style high in psychological or coercive control, Chinese children display the same negative outcomes as Western children: poor academic achievement, anxiety, depression, and aggressive behavior (Chan, 2010; Nelson et al., 2006; Pong, Johnston, & Chen, 2010).

In Hispanic families, Asian Pacific Island families, and Caribbean families of African and East Indian origins, firm insistence on respect for parental authority is paired with high parental warmth—a combination suited to promoting cognitive and social competence and family loyalty (Halgunseth, Ispa, & Rudy, 2006; Roopnarine & Evans, 2007). Hispanic fathers often spend much time with their children and are warm and sensitive (Cabrera & Bradley, 2012). In Caribbean families that have immigrated to the United States, fathers' authoritativeness—but not mothers—predicted preschoolers' literacy and math skills, probably because Caribbean fathers take a larger role in guiding their children's academic progress (Roopnarine et al., 2006).

Although wide variation exists, low-SES African-American parents tend to expect immediate obedience, regarding strictness as fostering self-control and a watchful attitude in risky surroundings. Consistent with these beliefs, African-American parents who use more controlling strategies tend to have more cognitively and socially competent children (Brody & Flor, 1998). Recall, also, that a history of physical punishment is associated with a reduction in antisocial behavior among African-American youths but with an increase among Caucasian Americans (see page 267). Most African-American parents who use strict, "no-nonsense" discipline use physical punishment sparingly and combine it with warmth and reasoning.

These cultural variations remind us that child-rearing styles must be viewed in their larger context. As we have seen, many factors contribute to good parenting: personal characteristics of child and parent, SES, access to extended family and community supports, cultural values and practices, and public policies.

As we turn to the topic of child maltreatment, our discussion will underscore, once again, that effective child rearing is sustained not just by the desire of mothers and fathers to be good parents. Almost all want to be. Unfortunately, when vital supports for parenting break down, children—as well as parents—can suffer terribly.

Child Maltreatment

Child maltreatment is as old as human history, but only recently has the problem been widely acknowledged and research aimed at understanding it. Perhaps public concern has increased because child maltreatment is especially common in large industrialized nations. In the most recently reported year, about 700,000 U.S. children (9 out of every 1,000) were identified as victims (U.S. Department of Health and Human Services, 2011b). Most cases go unreported, so the true figures are much higher.

Child maltreatment takes the following forms:

- *Physical abuse:* Assaults, such as kicking, biting, shaking, punching, or stabbing, that inflict physical injury
- *Sexual abuse:* Fondling, intercourse, exhibitionism, commercial exploitation through prostitution or production of pornography, and other forms of exploitation
- *Neglect:* Failure to meet a child's basic needs for food, clothing, medical attention, education, or supervision
- *Emotional abuse:* Acts that could cause serious mental or behavioral disorders, including social isolation, repeated unreasonable demands, ridicule, humiliation, intimidation, or terrorizing

Parents commit more than 80 percent of abusive incidents. Other relatives account for about 7 percent. The remainder are perpetrated by parents' unmarried partners, school officials, camp counselors, and other adults. Mothers engage in neglect more often than fathers, whereas fathers engage in sexual abuse more often than mothers. Maternal and paternal rates of physical and emotional abuse are fairly similar. Infants and young preschoolers are at greatest risk for neglect; preschool and school-age children for physical, emotional, and sexual abuse (Trocomé & Wolfe, 2002; U.S. Department of Health and Human Services, 2011b). Because most sexual abuse victims are identified in middle childhood, we will pay special attention to this form of maltreatment in Chapter 10.

Each year, fourth to sixth graders across Los Angeles County enter a poster contest to celebrate National Child Abuse Prevention Month. This 2012 winner expresses a heartfelt appeal: "Don't Let Our Children Live in Fear." (Gillian Lih Bautista, 6th Grade, St. Genevieve Elementary, Panorama City, CA. Courtesy ICAN Associates, Los Angeles County Inter-Agency Council on Child Abuse and Neglect, ican4kids.org.)

Origins of Child Maltreatment. Early findings suggested that child maltreatment was rooted in adult psychological disturbance (Kempe et al., 1962). But although child maltreatment is more common among disturbed parents, no single "abusive personality type" exists. Parents who were abused as children do not necessarily become abusers (Buchanan, 1996; Simons et al., 1991). And sometimes even "normal" parents harm their children!

For help in understanding child maltreatment, researchers turned to *ecological systems theory* (see Chapters 1 and 2). They discovered that many interacting variables—at the family, community, and cultural levels—contribute. The more risks present, the greater the likelihood of abuse or neglect (see Table 8.3).

The Family. Within the family, children whose characteristics make them more challenging to rear are more likely to become targets of abuse. These include premature or very sick babies and children who are temperamentally difficult, are inattentive and overactive, or have other developmental problems. Child factors, however, only slightly increase the risk (Jaudes & Mackey-Bilaver, 2008; Sidebotham et al., 2003). Whether such children are maltreated largely depends on parents' characteristics.

Maltreating parents are less skillful than other parents in handling discipline confrontations. They also suffer from biased thinking about their child. For example, they often attribute their baby's crying or their child's misdeeds to a stubborn or bad disposition, evaluate child transgressions as worse than they are, and feel powerless in parenting—perspectives that lead them to move quickly toward physical force (Bugental & Happaney, 2004; Crouch et al., 2008).

Once abuse begins, it quickly becomes part of a self-sustaining relationship. The small irritations to which abusive parents react—a fussy baby, a preschooler who will not mind immediately—soon become bigger ones. Then the harshness increases. By the preschool years, abusive and neglectful parents seldom interact with their children. When they do, the communication is almost always negative (Wolfe, 2005).

Most parents have enough self-control not to respond with abuse to their child's misbehavior or developmental problems. Other factors combine with these conditions to prompt an extreme response. Abusive parents react to stressful situations with high emotional arousal. And low income, low education (less than a high school diploma), unemployment, alcohol and drug use, marital conflict, overcrowded living conditions, frequent moves, and extreme household disorganization are common in abusive homes (Wekerle et al., 2007; Wulczyn, 2009). These conditions increase the chances that parents will be too overwhelmed to meet basic child-rearing responsibilities or will vent their frustrations by lashing out at their children.

The Community. The majority of abusive and neglectful parents are isolated from both formal and informal social supports. Because of their life histories, many have learned to mistrust and avoid others and are poorly skilled at establishing and maintaining positive relationships. Also, maltreating parents are more likely to live in unstable, rundown neighborhoods that provide few links between family and community, such as preschool programs, recreation centers, and religious institutions (Coulton et al., 2007; Guterman et al., 2009). They lack "lifelines" to others and have no one to turn to for help during stressful times.

The Larger Culture. Cultural values, laws, and customs profoundly affect the chances that child maltreatment will occur when parents feel overburdened. Societies that view violence as an appropriate way to solve problems set the stage for child abuse.

Although the United States has laws to protect children from maltreatment, widespread support exists for use of physical force with children (refer back to page 266). Many countries—including Austria, Croatia, Cyprus, Denmark, Finland,

TABLE 8.3 Factors Related to Child Maltreatment

FACTOR	DESCRIPTION
Parent characteristics	Psychological disturbance; alcohol and drug abuse; history of abuse as a child; belief in harsh physical discipline; desire to satisfy unmet emotional needs through the child; unreasonable expectations for child behavior; young age (most under 30); low educational level
Child characteristics	Premature or very sick baby; difficult temperament; inattentiveness and overactivity; other developmental problems
Family characteristics	Low income; poverty; homelessness; marital instability; social isolation; physical abuse of mother by husband or boyfriend; frequent moves; large families with closely spaced children; overcrowded living conditions; disorganized household; lack of steady employment; other signs of high life stress
Community	Characterized by violence and social isolation; few parks, child-care centers, preschool programs, recreation centers, or religious institutions to serve as family supports
Culture	Approval of physical force and violence as ways to solve problems

Sources: U.S. Department of Health and Human Services, 2011b; Wekerle & Wolfe, 2003; Whipple, 2006.

Germany, Israel, Italy, Latvia, Norway, Sweden, and Uruguay—have outlawed corporal punishment, a measure that dampens both physical discipline and abuse (Zolotor & Puzia, 2010). Furthermore, all industrialized nations except the United States and France now prohibit corporal punishment in schools. The U.S. Supreme Court has twice upheld the right of school officials to use corporal punishment. Fortunately, 31 U.S. states and the District of Columbia have passed laws that ban it.

Consequences of Child Maltreatment. The family circumstances of maltreated children impair the development of emotional self-regulation, empathy and sympathy, self-concept, social skills, and academic motivation. Over time, these youngsters show serious adjustment problems—cognitive deficits (including impaired working memory and executive function), severe depression, aggressive behavior, peer difficulties, substance abuse, and violent crime—that persist into adulthood (Gould et al., 2010; Kaplow & Widom, 2007; Sanchez & Pollak, 2009).

How do these damaging consequences occur? Think back to our earlier discussion of hostile cycles of parent–child interaction. For abused children, these are especially severe. Also, a family characteristic strongly associated with child abuse is partner abuse (Graham-Bermann & Howell, 2011). Clearly, the home lives of abused children overflow with experiences that evoke profound distress and with opportunities to learn to use aggression to solve problems.

Furthermore, demeaning parental messages, in which children are ridiculed, humiliated, rejected, or terrorized, result in low self-esteem, high anxiety, self-blame, and efforts to escape from extreme psychological pain—at times severe enough to lead to attempted suicide in adolescence. At school, maltreated children present serious discipline problems (Wolfe, 2005). Their noncompliance, poor motivation, and cognitive immaturity interfere with academic achievement, further undermining their chances for life success.

Finally, repeated abuse is associated with central nervous system damage, including abnormal EEG brain-wave activity; fMRI-detected reduced size and impaired functioning of the cerebral cortex, corpus callosum, and cerebellum; and atypical production of the stress hormone cortisol—initially too high but, after months of abuse, often too low. Over time, the massive trauma of persistent abuse seems to blunt children's normal physiological response to stress (Cicchetti, 2007; Hart & Rubia, 2012). These effects increase the chances that cognitive and emotional problems will endure.

Preventing Child Maltreatment. Because child maltreatment is embedded in families, communities, and society as a whole, efforts to prevent it must be directed at each of these levels. Many approaches have been suggested, from teaching high-risk parents effective child-rearing strategies to developing broad social programs aimed at improving community services and economic conditions.

We have seen that providing social supports to families is effective in easing parental stress. This approach sharply reduces child maltreatment. Parents Anonymous, a U.S. organization with affiliate programs around the world, helps child-abusing parents learn constructive parenting practices, largely through social supports. Its local chapters offer self-help group meetings, daily phone calls, and regular home visits to relieve social isolation and teach child-rearing skills.

Early intervention aimed at strengthening both child and parent competencies can reduce child maltreatment. Healthy Families America, a program that began in Hawaii and has spread to 440 sites across the United States and Canada, identifies at-risk families during pregnancy or at birth. Each receives three years of home visitation, in which a trained worker helps parents manage crises, encourages effective child rearing, and puts parents in touch with community services (Healthy Families America, 2011). In an evaluation of its effectiveness, Healthy Families home visitation alone reduced only neglect, not abuse (Duggan et al., 2004). But adding a *cognitive component* dramatically increased its impact. When home visitors helped parents change negative appraisals of their children—by countering inaccurate interpretations (for example, that the baby is behaving with malicious intent) and by working on solving child-rearing problems—physical punishment and abuse dropped sharply after one year of intervention (Bugental et al., 2002).

Even with intensive treatment, some adults persist in their abusive acts. An estimated 1,500 U.S. children, most of them infants and preschoolers, die from maltreatment each year (U.S. Department of Health and Human Services, 2011b). When parents are unlikely to change their behavior, the drastic step of separating parent from child and legally terminating parental rights is the only justifiable course of action.

Child maltreatment is a sad note on which to end our discussion of a period of childhood that is so full of excitement, awakening, and discovery. But there is reason to be optimistic. Great strides have been made over the past several decades in understanding and preventing child maltreatment.

ASK YOURSELF

REVIEW Is the concept of authoritative parenting useful for understanding effective parenting across cultures? Explain.

CONNECT Which child-rearing style is most likely to be associated with inductive discipline, and why?

APPLY Chandra heard a news report about 10 severely neglected children, living in squalor in an inner-city tenement. She wondered, "Why would parents so mistreat their children?" How would you answer Chandra?

REFLECT How would you classify your parents' child-rearing styles? What factors might have influenced their approach to parenting?

SUMMARY

Erikson's Theory: Initiative versus Guilt (p. 256)

What personality changes take place during Erikson's stage of initiative versus guilt?

- Preschoolers develop a new sense of purposefulness as they grapple with Erikson's psychological conflict of **initiative versus guilt.** A healthy sense of initiative depends on exploring the social world through play, cooperating with peers to achieve common goals, and forming a conscience through identification with the same-sex parent.

© AGE FOTOSTOCK/ROBERT HARDING

Self-Understanding (p. 256)

Describe preschoolers' self-concepts and the development of self-esteem.

- As preschoolers think more intently about themselves, they construct a **self-concept** consisting largely of observable characteristics and typical emotions and attitudes. A warm, sensitive parent–child relationship seems to foster a more positive, coherent early self-concept.
- During early childhood, high **self-esteem** contributes to a mastery-oriented approach to the environment. But even a little adult disapproval can undermine a young child's self-esteem and enthusiasm for learning.

Emotional Development (p. 258)

Identify changes in understanding and expressing emotion during early childhood, citing factors that influence those changes.

- Preschoolers' impressive understanding of the causes, consequences, and behavioral signs of basic emotions is supported by cognitive and language development, secure attachment, and conversations about feelings. By age 3 to 4, children are aware of various strategies for emotional self-regulation. Temperament and parental communication about coping strategies influence preschoolers' capacity to handle stress and negative emotion.
- As their self-concepts develop, preschoolers more often experience self-conscious emotions. They depend on feedback from parents and other adults to know when to feel each of these emotions.
- Empathy also becomes more common. Temperament and parenting influence the extent to which empathy leads to **sympathy** and results in **prosocial,** or **altruistic, behavior.**

Peer Relations (p. 261)

Describe peer sociability and friendship in early childhood, citing cultural and parental influences on early peer relations.

- During early childhood, peer interaction increases as children move from **nonsocial activity** to **parallel play,** then to **associative** and **cooperative play.** Nevertheless, both solitary and parallel play remain common.
- Sociodramatic play seems especially important in societies where child and adult worlds are distinct. In collectivist cultures, play generally occurs in large groups and is highly cooperative.
- Preschoolers understand something about the uniqueness of friendship, but their friendships do not yet have an enduring quality. Children's social maturity contributes to later academic performance. Parents affect peer sociability both directly, through attempts to influence their child's peer relations, and indirectly, through their child-rearing practices.

Foundations of Morality (p. 264)

What are the central features of psychoanalytic, social learning, and cognitive-developmental approaches to moral development?

- Psychoanalytic theory emphasizes the emotional side of moral development, especially identification and guilt as motivators of good conduct. Contrary to Freud's theory, conscience formation is promoted not by fear of punishment and loss of parental love but by **induction,** in which an adult points out the effects of the child's misbehavior on others.
- Social learning theory focuses on how moral behavior is learned through reinforcement and modeling. Effective adult models of prosocial responses are warm and powerful, and they practice what they preach.
- Alternatives to harsh punishment such as **time out** and withdrawal of privileges can help parents avoid undesirable side effects of punishment. Parents can increase the effectiveness of punishment by being consistent, maintaining a warm parent–child relationship, and offering explanations.
- The cognitive-developmental perspective views children as active thinkers about social rules. By age 4, children consider intentions in making moral judgments and distinguish truthfulness from lying. Preschoolers also distinguish **moral imperatives** from **social conventions** and **matters of personal choice.** However, they tend to reason rigidly about morality, focusing on outcomes and on physical harm.

Describe the development of aggression in early childhood, including family and media influences and effective approaches to reducing aggressive behavior.

- During early childhood, **proactive aggression** declines while **reactive aggression** increases. Proactive and reactive aggression come in three forms: **physical aggression** (more common in boys), **verbal aggression,** and **relational aggression.**

© BOB EBBESEN/ALAMY

- Ineffective discipline and a conflict-ridden family atmosphere promote children's aggression, as does media violence. Effective approaches to reducing aggressive behavior include training parents in effective child-rearing practices, teaching children conflict-resolution skills, helping parents cope with stressors in their own lives, and shielding children from violent media.

Gender Typing (p. 273)

Discuss genetic and environmental influences on preschoolers' gender-stereotyped beliefs and behavior.

- **Gender typing** is well under way in the preschool years. Preschoolers acquire a wide range of gender-stereotyped beliefs, often applying them rigidly.
- Prenatal sex hormones contribute to boys' higher activity level and rougher play and to children's preference for same-sex playmates. But parents, teachers, peers, and the broader social environment also encourage many gender-typed responses.

CAVAN IMAGES/GETTY IMAGES

Describe and evaluate theories that explain the emergence of gender identity.

- Although most people have a traditional **gender identity,** some are **androgynous,** combining both masculine and feminine characteristics. Masculine and androgynous identities are linked to better psychological adjustment.
- According to social learning theory, preschoolers first acquire gender-typed responses through modeling and reinforcement and then organize these behaviors into gender-linked ideas about themselves. Cognitive-developmental theory maintains that children must master **gender constancy** before they develop gender-typed behavior, though evidence for this assumption is weak.
- **Gender schema theory** combines features of social learning and cognitive-developmental perspectives. As children acquire gender-typed preferences and behaviors, they form masculine and feminine categories, or gender schemas, that they apply to themselves and their world.

Child Rearing and Emotional and Social Development (p. 278)

Describe the impact of child-rearing styles on children's development, and note cultural variations in child rearing.

- Three features distinguish major **child-rearing styles:** (1) acceptance and involvement, (2) control, and (3) autonomy granting. In contrast to the **authoritarian, permissive,** and **uninvolved** styles, the **authoritative style** promotes cognitive, emotional, and social competence. Warmth, explanations, and reasonable demands for mature behavior account for the effectiveness of this style. **Psychological control,** associated with authoritarian parenting, contributes to adjustment problems.
- Certain ethnic groups, including Chinese, Hispanic, Asian Pacific Island, and African-American, combine parental warmth with high levels of control. But when control becomes harsh and excessive, it impairs academic and social competence.

© JANINE WIEDEL PHOTOLIBRARY/ALAMY

Discuss the multiple origins of child maltreatment, its consequences for development, and effective prevention.

- Maltreating parents use ineffective discipline, hold a negatively biased view of their child, and feel powerless in parenting. Unmanageable parental stress and social isolation greatly increase the likelihood of abuse and neglect. Societal approval of physical force as a means of solving problems promotes child abuse.
- Maltreated children are impaired in emotional self-regulation, empathy and sympathy, self-concept, social skills, and academic motivation. The trauma of repeated abuse is associated with central nervous system damage and serious, lasting adjustment problems. Successful prevention requires efforts at the family, community, and societal levels.

Important Terms and Concepts

androgyny (p. 276)
associative play (p. 261)
authoritarian child-rearing style (p. 279)
authoritative child-rearing style (p. 278)
child-rearing styles (p. 278)
cooperative play (p. 261)
gender constancy (p. 276)
gender identity (p. 276)
gender schema theory (p. 277)
gender typing (p. 273)
induction (p. 264)
initiative versus guilt (p. 256)
matters of personal choice (p. 269)
moral imperatives (p. 269)
nonsocial activity (p. 261)
parallel play (p. 261)
permissive child-rearing style (p. 279)
physical aggression (p. 269)
proactive aggression (p. 269)
prosocial, or altruistic, behavior (p. 260)
psychological control (p. 279)
reactive aggression (p. 269)
relational aggression (p. 269)
self-concept (p. 256)
self-esteem (p. 257)
social conventions (p. 269)
sympathy (p. 260)
time out (p. 266)
uninvolved child-rearing style (p. 280)
verbal aggression (p. 269)

milestones

Development in Early Childhood

© ELLEN B. SENISI PHOTOGRAPHY

2 years

PHYSICAL

- Throughout early childhood, height and weight increase more slowly than in toddlerhood. (216)
- Balance improves; walks more rhythmically; hurried walk changes to run. (223)
- Jumps, hops, throws, and catches with rigid upper body. (223)
- Puts on and removes simple items of clothing. (223)
- Uses spoon effectively. (223)
- First drawings are gestural scribbles. (224)

COGNITIVE

- Make-believe becomes less dependent on realistic objects, less self-centered, and more complex; sociodramatic play increases. (226–227)
- Understands the symbolic function of photos and realistic-looking pictures. (228)
- Takes the perspective of others in simplified, familiar situations and in face-to-face communication. (230)
- Recognition memory is well-developed. (237)
- Shows awareness of the distinction between inner mental and outer physical events. (239)
- Begins to count. (242)

LANGUAGE

- Vocabulary increases rapidly. (248)
- Uses a coalition of cues—perceptual and, increasingly, social and linguistic—to figure out word meanings. (249)
- Speaks in simple sentences that follow basic word order of native language, gradually adding grammatical markers. (249)
- Displays effective conversational skills. (250)

EMOTIONAL/SOCIAL

- Understands causes, consequences, and behavioral signs of basic emotions. (258)
- Begins to develop self-concept and self-esteem. (256–258)
- Shows early signs of developing moral sense—verbal evaluations of own and others' actions and distress at harmful behaviors. (264)
- May display proactive (instrumental) aggression. (269)
- Gender-stereotyped beliefs and behavior increase. (273)

© ELLEN B. SENISI PHOTOGRAPHY

3–4 years

PHYSICAL

- Running, jumping, hopping, throwing, and catching become better coordinated. (223)
- Pedals and steers tricycle. (223)

© LAURA DWIGHT PHOTOGRAPHY

- Galloping and one-foot skipping appear. (223)
- Fastens and unfastens large buttons. (223)
- Uses scissors. (223)
- Uses fork effectively. (223)
- Draws first picture of a person, using tadpole image. (224)

COGNITIVE

- Understands the symbolic function of drawings and of models of real-world spaces. (224, 227–228)
- Distinguishes appearance from reality. (228)
- Grasps conservation, reasons about transformations, reverses thinking, and understands cause–effect sequences in familiar contexts. (230)
- Sorts familiar objects into hierarchically organized categories. (231)
- Uses private speech to guide behavior during challenging tasks. (234)
- Improves in sustained attention. (236–237)
- Uses scripts to recall familiar events. (238)
- Understands that both beliefs and desires determine behavior. (239)
- Knows the meaning of numbers up to 10, counts correctly, and grasps cardinality. (243)

Note: Numbers in parentheses indicate the page or pages on which each milestone is discussed.

© LAURA DWIGHT PHOTOGRAPHY

LANGUAGE

- Aware of some meaningful features of written language. (242)
- Coins new words based on known words; extends language meanings through metaphor. (248)
- Masters increasingly complex grammatical structures, occasionally overextending grammatical rules to exceptions. (249–250)
- Adjusts speech to fit the age, sex, and social status of listeners. (250)

EMOTIONAL/SOCIAL

- Describes self in terms of observable characteristics and typical emotions and attitudes. (256)
- Has several self-esteems, such as learning things in school, making friends, getting along with parents, and treating others kindly. (257)
- Emotional self-regulation improves. (259)
- Experiences self-conscious emotions more often. (260)
- Relies more on language to express empathy. (260)

© LAURA DWIGHT PHOTOGRAPHY

- Engages in associative and cooperative play with peers, in addition to parallel play. (261)
- Forms first friendships, based on pleasurable play and sharing of toys. (262)
- Distinguishes truthfulness from lying. (269)
- Distinguishes moral imperatives from social conventions and matters of personal choice. (269)
- Proactive aggression declines, while reactive aggression (verbal and relational) increases. (269)
- Preference for same-sex playmates strengthens. (274)

5–6 years

PHYSICAL

- Starts to lose primary teeth. (217)
- Increases running speed, gallops more smoothly, and engages in true skipping. (223)
- Displays mature, flexible throwing and catching patterns. (223)
- Uses knife to cut soft foods. (223)
- Ties shoes. (223, 224)

© ELLEN B. SENISI PHOTOGRAPHY

- Draws more complex pictures. (224)
- Copies some numbers and simple words; prints name. (223, 225)

COGNITIVE

- Magical beliefs decline. (230)
- Improves in ability to distinguish appearance from reality. (228)
- Improves in sustained attention and planning. (237)
- Recognition, recall, scripted memory, and autobiographical memory improve. (237–238)

© ELLEN B. SENISI PHOTOGRAPHY

- Understanding of false belief strengthens. (239)

LANGUAGE

- Understands that letters and sounds are linked in systematic ways. (242)
- Uses invented spellings. (242)
- By age 6, vocabulary reaches about 10,000 words. (248)
- Uses most grammatical constructions competently. (250)

EMOTIONAL/SOCIAL

- Improves in emotional understanding (ability to interpret, predict, and influence others' emotional reactions). (258)

© ELLEN B. SENISI PHOTOGRAPHY

- Has acquired many morally relevant rules and behaviors. (265)
- Gender-stereotyped beliefs and behavior and preference for same-sex playmates continue to strengthen. (274)
- Understands gender constancy. (276–277)

chapter 9

© ELLEN B. SENISI PHOTOGRAPHY

During a science lesson, sixth graders use a map to chart catastrophic weather events around the world. An improved capacity to remember, reason, and reflect on one's own thinking makes middle childhood a time of dramatic advances in academic learning and problem solving.

Physical and Cognitive Development in Middle Childhood

"I'm on my way, Mom!" hollered 10-year-old Joey as he stuffed the last bite of toast into his mouth, slung his book bag over his shoulder, dashed out the door, jumped on his bike, and headed down the street for school. Joey's 8-year-old sister Lizzie followed, pedaling furiously until she caught up with Joey. Rena, the children's mother and one of my colleagues at the university, watched from the front porch as her son and daughter disappeared in the distance.

"They're branching out," Rena told me over lunch that day as she described the children's expanding activities and relationships. Homework, household chores, soccer teams, music lessons, scouting, friends at school and in the neighborhood, and Joey's new paper route were all part of the children's routine. "It seems the basics are all there. I don't have to monitor Joey and Lizzie constantly anymore. Being a parent is still challenging, but it's more a matter of refinements—helping them become independent, competent, and productive individuals."

© ELLEN B. SENISI PHOTOGRAPHY

Joey and Lizzie have entered middle childhood—the years from 6 to 11. Around the world, children of this age are assigned new responsibilities. For children in industrialized nations, middle childhood is often called the "school years" because its onset is marked by the start of formal schooling. In village and tribal cultures, the school may be a field or a jungle. But universally in this period, children are guided by mature members of society toward real-world tasks that increasingly resemble those they will perform as adults.

This chapter focuses on physical and cognitive development in middle childhood. By age 6, the brain has reached 90 percent of its adult weight, and the body continues to grow slowly. In this way, nature gives school-age children the mental powers to master challenging tasks as well as added time to acquire the knowledge and skills essential for life in a complex social world.

We begin by reviewing typical growth trends, gains in motor skills, and special health concerns. Then we return to Piaget's theory and the information-processing approach for an overview of cognitive changes. Next, we examine genetic and environmental contributions to IQ scores, which often enter into educational decisions. Our discussion continues with the further blossoming of language. Finally, we turn to the importance of schools in children's learning and development.

chapter outline

PHYSICAL DEVELOPMENT

Body Growth

Common Health Problems

Nutrition • Overweight and Obesity • Vision and Hearing • Illnesses • Unintentional Injuries

Motor Development and Play

Gross-Motor Development • Fine-Motor Development • Sex Differences • Games with Rules • Shadows of Our Evolutionary Past • Physical Education

SOCIAL ISSUES: EDUCATION School Recess—A Time to Play, a Time to Learn

COGNITIVE DEVELOPMENT

Piaget's Theory: The Concrete Operational Stage

Concrete Operational Thought • Limitations of Concrete Operational Thought • Follow-Up Research on Concrete Operational Thought • Evaluation of the Concrete Operational Stage

Information Processing

Working-Memory Capacity • Executive Function • Attention • Memory Strategies • Knowledge and Memory • Culture, Schooling, and Memory Strategies • The School-Age Child's Theory of Mind • Cognitive Self-Regulation • Applications of Information Processing to Academic Learning

BIOLOGY AND ENVIRONMENT Children with Attention-Deficit Hyperactivity Disorder

Individual Differences in Mental Development

Defining and Measuring Intelligence • Recent Efforts to Define Intelligence • Explaining Individual and Group Differences in IQ

SOCIAL ISSUES: HEALTH Emotional Intelligence

Language Development

Vocabulary • Grammar • Pragmatics • Learning Two Languages

Learning in School

Class Size • Educational Philosophies • Teacher–Student Interaction • Grouping Practices • Teaching Children with Special Needs • How Well-Educated Are American Children?

SOCIAL ISSUES: EDUCATION Magnet Schools: Equal Access to High-Quality Education

PHYSICAL DEVELOPMENT

Body Growth

Physical growth during the school years continues at the slow, regular pace of early childhood. At age 6, the average North American child weighs about 45 pounds and is 3½ feet tall. Over the next few years, children add about 2 to 3 inches in height and 5 pounds in weight each year (see Figure 9.1). Between ages 6 and 8, girls are slightly shorter and lighter than boys. By age 9, this trend reverses as girls approach the dramatic adolescent growth spurt, which occurs two years earlier in girls than in boys.

Because the lower portion of the body is growing fastest, Joey and Lizzie appeared longer-legged than they had in early childhood. They grew out of their jeans more quickly than their jackets and frequently needed larger shoes. As in early childhood, girls have slightly more body fat and boys more muscle. After age 8, girls begin accumulating fat at a faster rate, and they will add even more during adolescence (Siervogel et al., 2000).

During middle childhood, the bones of the body lengthen and broaden. But ligaments are not yet firmly attached to bones, and this, combined with increasing muscle strength, gives children the unusual flexibility needed to perform cartwheels and handstands. As their bodies become stronger, many children experience a greater desire for physical exercise. Nighttime "growing pains"—stiffness and aches in the legs—are common as muscles adapt to an enlarging skeleton (Evans, 2008).

Between ages 6 and 12, all 20 primary teeth are lost and replaced by permanent ones, with girls losing their teeth slightly earlier than boys. For a while, the permanent teeth seem much too large. Gradually, growth of facial bones, especially the jaw and chin, causes the child's face to lengthen and mouth to widen, accommodating the newly erupting teeth.

Common Health Problems

Children from economically advantaged homes, like Joey and Lizzie, are at their healthiest in middle childhood, full of energy and play. The cumulative effects of good nutrition, combined with rapid development of the body's immune system, offer greater protection against disease. At the same time, growth in lung size permits more air to be exchanged with each breath, so children are better able to exercise vigorously without tiring.

PHOTOS COURTESY OF PATRICIA SELFE



FIGURE 9.1 Body growth during middle childhood. School-age children continue the slow, regular pattern of growth they showed in early childhood. But around age 9, girls begin to grow at a faster rate than boys. At age 10½, Amy was taller, heavier, and more mature-looking than Andy.

Not surprisingly, poverty continues to be a powerful predictor of ill health during the school years. Because economically disadvantaged U.S. families often lack health insurance (see Chapter 7), many children do not have regular access to a doctor. A substantial number also lack such basic necessities as a comfortable home and regular meals.

Nutrition

School-age children need a well-balanced, plentiful diet to provide energy for successful learning in school and increased physical activity. With their increasing focus on friendships and new activities, many children spend little time at the table, and the percentage who eat dinner with their families drops sharply between ages 9 and 14. Family dinnertimes have waned in general over the past two decades. Yet eating an evening meal with parents leads to a diet higher in fruits, vegetables, grains, and milk products and lower in soft drinks and fast foods (Burgess-Champoux et al., 2009; Fiese & Schwartz, 2008).

School-age children say that they "feel better" and "focus better" after eating healthy foods and that they feel sluggish, "like a blob," after eating junk foods (O'Dea, 2003). Consistent with these informal reports, even mild nutritional deficits can affect cognitive functioning. Among school-age children from middle- to high-SES families, insufficient dietary iron and folate predicted slightly lower mental test performance (Arija et al., 2006).

As we saw in earlier chapters, many poverty-stricken children in developing countries and in the United States suffer from serious and prolonged malnutrition. Unfortunately, malnutrition that persists from infancy or early childhood into the school years usually leads to permanent physical and mental damage (Grantham-McGregor, Walker, & Chang, 2000; Liu et al., 2003). Government-sponsored supplementary food programs from the early years through adolescence can prevent these effects.

Overweight and Obesity

Mona, a very heavy child in Lizzie's class, often watched from the sidelines during recess. When she did join in games, she was slow and clumsy, the target of unkind comments: "Move it, Tubs!" Most afternoons, she walked home from school alone while the other children gathered in groups, talking, laughing, and chasing. At home, Mona sought comfort in high-calorie snacks.

Mona suffers from **obesity,** a greater-than-20-percent increase over healthy weight, based on *body mass index (BMI)*—a ratio of weight to height associated with body fat. (A BMI above the 85th percentile for a child's age and sex is considered *overweight,* a BMI above the 95th percentile *obese.*) During the past several decades, a rise in overweight and obesity has occurred in many Western nations, with large increases in Canada, Germany, Israel, Greece, Ireland, New Zealand, the United Kingdom, and especially the United States. Today, 32 percent of U.S. children and adolescents are overweight, more than half of them extremely so: 17 percent are obese—trends that are worsening (Ogden et al., 2010; World Health Organization, 2012c, 2013a).

Obesity rates are also increasing rapidly in developing countries, as urbanization shifts the population toward sedentary lifestyles and diets high in meats and energy-dense refined foods (World Health Organization, 2012c, 2013a). In China, for example, where obesity was nearly nonexistent a generation ago, today 20 percent of children are overweight and 7 percent obese—a nearly fivefold increase over the past 25 years, with boys affected more than girls (Ding, 2008). In addition to lifestyle changes, a prevailing belief in Chinese culture that excess body fat signifies prosperity and health—carried over from a half-century ago, when famine caused millions of deaths—has contributed to this alarming upsurge. High valuing of sons may induce Chinese parents to offer boys especially generous portions of energy-dense foods that are now widely available.

Overweight rises with age, from 21 percent among U.S. preschoolers to 35 percent among school-age children and adolescents. An estimated 70 percent of affected teenagers become overweight adults (U.S. Department of Health and Human Services, 2011f). Besides serious emotional and social difficulties, obese children are at risk for lifelong health problems. Symptoms that begin to appear in the early school years—high blood pressure, high cholesterol levels, respiratory abnormalities, and insulin resistance—are powerful predictors of heart disease, circulatory difficulties, type 2 diabetes, gallbladder disease, sleep and digestive disorders, many forms of cancer, and early death (Krishnamoorthy, Hart, & Jelalian, 2006; World Cancer Research Fund, 2007). Furthermore, obesity has caused a dramatic rise in cases of diabetes in children, sometimes leading to early, severe complications, including stroke, kidney failure, and circulatory problems that heighten the risk of eventual blindness and leg amputation (Hannon, Rao, & Arslanian, 2005).

Causes of Obesity. Not all children are equally at risk for excessive weight gain. Overweight children tend to have overweight parents, and identical twins are more likely to share the disorder than fraternal twins. But heredity accounts for only a *tendency* to gain weight (Kral & Faith, 2009). The importance of environment is apparent in the consistent relationship of low SES to overweight and obesity in industrialized nations, especially among ethnic minorities—in the United States, African-American, Hispanic, and Native-American children and adults (Anand et al., 2001; Ogden et al., 2010). Factors responsible include lack of knowledge about healthy diet; a tendency to buy high-fat, low-cost foods; and family stress, which can prompt overeating. Recall, also, that children who were undernourished in their early years are at risk for later excessive weight gain (see page 132 in Chapter 4).

Parental feeding practices also contribute to childhood obesity. Some parents anxiously overfeed, interpreting almost all their child's discomforts as a desire for food. Others pressure their children to eat, a practice common among immigrant parents and grandparents who, as children themselves, survived periods of food deprivation. Still other parents are overly controlling, restricting when, what, and how much their child eats and constantly worrying about weight gain (Moens, Braet,

& Soetens, 2007). In each case, parents fail to help children learn to regulate their own food intake. Also, parents of overweight children often use high-fat, sugary foods to reinforce other behaviors, leading children to attach great value to treats (Sherry et al., 2004).

Because of these experiences, obese children soon develop maladaptive eating habits. They are more responsive than normal-weight individuals to external stimuli associated with food—taste, sight, smell, time of day, and food-related words—and less responsive to internal hunger cues (Jansen et al., 2003; Temple et al., 2007). They also eat faster, a behavior that appears as early as 18 months of age (Drabman et al., 1979).

Another factor consistently associated with weight gain is insufficient sleep (Nielsen, Danielsen, & Sørensen, 2011). Reduced sleep may increase time available for eating, leave children too fatigued for physical activity, or disrupt the brain's regulation of hunger and metabolism.

Overweight children are less physically active than their normal-weight peers. Inactivity is both cause and consequence of excessive weight gain. Research reveals that the rise in childhood obesity is due in part to the many hours U.S. children spend watching television. In a study that tracked children's TV viewing from ages 4 to 11, the more TV children watched, the more body fat they added: Children who devoted more than 3 hours per day to TV accumulated 40 percent more fat than those devoting less than 1¾ hours (see Figure 9.2) (Proctor et al., 2003). Watching TV reduces time spent in physical exercise, and TV ads encourage children to eat fattening, unhealthy snacks. Children permitted to have a TV in their bedroom—a practice linked to especially high TV viewing—are at even further risk for overweight (Adachi-Mejia et al., 2007).

© OCEAN/CORBIS

Parental unhealthy feeding practices—frequent take-out meals consisting of foods high in calories and fat—and a physically inactive lifestyle play major roles in these siblings' excessive weight gain.

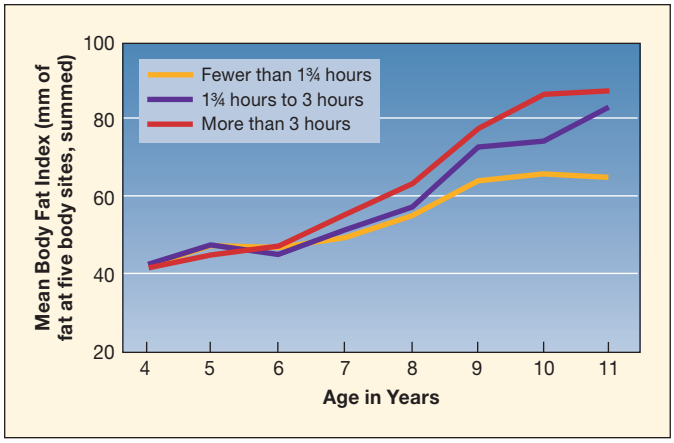

FIGURE 9.2 Relationship of television viewing to gains in body fat from ages 4 to 11. Researchers followed more than 100 children longitudinally, collecting information on hours per day of television viewing and on body fat, measured in millimeters of skinfold thickness at five body sites (upper arms, shoulders, abdomen, trunk, and thighs). The more TV children watched, the greater the gain in body fat. At ages 10 to 11, the difference between children watching fewer than 1¾ hours and those watching more than 3 hours had become large. (Adapted from M. H. Proctor et al., 2003, "Television Viewing and Change in Body Fat from Preschool to Early Adolescence: The Framingham Children's Study," *International Journal of Obesity, 27,* p. 831. Reprinted by permission from Macmillan Publishers Ltd.)

Finally, the broader food environment affects the incidence of obesity. Over the past three decades, the number of families who frequently eat meals outside the home has risen dramatically. Eating in restaurants or at relatives', neighbors', or friends' homes, as opposed to at home, substantially increases children's overall food consumption, including high-calorie drinks, fast foods, and snacks, and their risk of weight gain (Ayala et al., 2008; Poti & Popkin, 2011).

Consequences of Obesity. Unfortunately, physical attractiveness is a powerful predictor of social acceptance. In Western societies, both children and adults rate obese youngsters as less likable than other children, stereotyping them as lazy, sloppy, ugly, stupid, self-doubting, and deceitful (Kilpatrick & Sanders, 1978; Penny & Haddock, 2007; Tiggemann & Anesbury, 2000). In school, obese children and adolescents are often socially isolated. They report more emotional, social, and school difficulties, including peer teasing and consequent low self-esteem, depression, and (among obese teenagers) suicidal thoughts and suicide attempts. Persistent obesity from childhood into adolescence predicts serious disorders, including defiance, aggression, and severe depression (Puhl & Latner, 2007; Young-Hyman et al., 2006). As we will see in Chapter 13, these psychological consequences combine with continuing discrimination to result in reduced life chances in close relationships and employment.

Treating Obesity. In Mona's case, the school nurse suggested that Mona and her obese mother enter a weight-loss pro-

gram together. But Mona's mother, unhappily married for many years, had her own reasons for overeating and rejected this idea. In one study, only one-fourth of overweight parents judged their overweight children to have a weight problem (Jeffrey, 2004). Consistent with these findings, most obese children do not get any treatment.

The most effective interventions are family-based and focus on changing behaviors (Oude et al., 2009). In one program, both parent and child revised eating patterns, exercised daily, and reinforced each other with praise and points for progress, which they exchanged for special activities and times together. The more weight parents lost, the more their children lost (Wrotniak et al., 2004). Follow-ups after five and ten years showed that children maintained their weight loss more effectively than adults—a finding that underscores the importance of early intervention (Epstein, Roemmich, & Raynor, 2001). Treatment programs that focus on both diet and lifestyle can yield substantial, long-lasting weight reduction among children and adolescents (Eliakim et al., 2004; Nemet et al., 2005). But these interventions work best when parents' and children's weight problems are not severe.

Children consume one-third of their daily caloric intake at school. Therefore, schools can also help reduce obesity by serving healthier meals, ensuring regular physical activity, and offering weight reduction programs. Because obesity is expected to rise further without broad prevention strategies, many U.S. states and cities have passed obesity-reduction legislation (Levi et al., 2009). Among measures taken are weight-related school screenings for all children, improved school nutrition standards, additional school recess time and physical education, school-based obesity awareness and weight-reduction programs, and menu nutrition labeling (including calorie counts) in chain and fast-food restaurants.

LOOK AND LISTEN

Contact your state government to find out about its childhood obesity prevention legislation. Can its policies be improved? ●

Vision and Hearing

The most common vision problem in middle childhood is *myopia,* or nearsightedness. By the end of the school years, it affects nearly 25 percent of children—a rate that rises to 60 percent by early adulthood. Heredity plays a role: Identical twins are more likely than fraternal twins to share the condition (Pacella et al., 1999). And worldwide, it occurs far more frequently in Asian than in Caucasian populations (Feldkámper & Schaeffel, 2003). Early biological trauma also can induce myopia. School-age children with low birth weights show an especially high rate, believed to result from immaturity of visual structures, slower eye growth, and a greater incidence of eye disease (O'Connor et al., 2002).

When parents warn their children not to read in dim light or sit too close to the TV or computer screen, their concern ("You'll ruin your eyes!") is well-founded. In diverse cultures, the more time children spend reading, writing, using the computer, and doing other close work, the more likely they are to be myopic (Pan, Ramamurthy, & Saw, 2012; Rahi, Cumberland, & Peckham, 2011). Consequently, myopia is one of the few health conditions to increase with SES. Fortunately, it can be overcome easily with corrective lenses.

During middle childhood, the Eustachian tube (canal that runs from the inner ear to the throat) becomes longer, narrower, and more slanted, preventing fluid and bacteria from traveling so easily from the mouth to the ear. As a result, middle-ear infections, common in infancy and early childhood, become less frequent. Still, about 3 to 4 percent of the school-age population, and as many as 20 percent of low-SES children, develop permanent hearing loss as a result of repeated untreated infections (Ryding et al., 2002). With regular screening for both vision and hearing, defects can be corrected before they lead to serious learning difficulties.

Illnesses

Children experience a somewhat higher rate of illness during the first two years of elementary school than later because of exposure to sick children and an immune system that is still developing. About 15 to 20 percent of U.S. children have chronic diseases and conditions (including physical disabilities) (Van Cleave, Gortmaker, & Perrin, 2010). By far the most common—accounting for about one-third of childhood chronic illness and the most frequent cause of school absence and childhood hospitalization—is *asthma,* in which the bronchial tubes (passages that connect the throat and lungs) are highly sensitive (Bonilla et al., 2005). In response to a variety of stimuli, such as cold weather, infection, exercise, allergies, and emotional stress, they fill with mucus and contract, leading to coughing, wheezing, and serious breathing difficulties.

From 1980 to 1997, the prevalence of asthma among U.S. children more than doubled and then stabilized at 9 percent (Akinbami et al., 2009). Although heredity contributes to asthma, researchers believe that environmental factors are necessary to spark the illness. Boys, African-American children, and children who were born underweight, whose parents smoke, or who live in poverty are at greatest risk (Federico & Liu, 2003; Pearlman et al., 2006). The higher rate and greater severity of asthma among African-American and poverty-stricken children may be the result of pollution in inner-city areas (which triggers allergic reactions), stressful home lives, and lack of access to good health care. Childhood obesity is also related to asthma in middle childhood, perhaps due to high levels of blood-circulating inflammatory substances associated with body fat (Story, 2007).

About 2 percent of U.S. children have more severe chronic illnesses, such as sickle cell anemia, cystic fibrosis, diabetes, arthritis, cancer, and AIDS. Painful medical treatments, physical discomfort, and changes in appearance often disrupt the sick child's daily life, making it difficult to concentrate in school and separating the child from peers. As the illness worsens, family

stress increases (LeBlanc, Goldsmith, & Patel, 2003). For these reasons, chronically ill children are at risk for academic, emotional, and social difficulties.

A strong link exists between good family functioning and child well-being for chronically ill children, just as it does for physically healthy children (Drotar et al., 2006). Interventions that foster positive family relationships help parent and child cope with the disease and improve children's adjustment. These include health education, counseling, parent and peer support groups, and disease-specific summer camps, which teach children self-help skills and give parents time off from the demands of caring for an ill youngster.

Unintentional Injuries

As we conclude our discussion of threats to school-age children's health, let's return to the topic of unintentional injuries (discussed in detail in Chapter 7). As Figure 9.3 shows, injury fatalities increase from middle childhood into adolescence, with rates for boys rising considerably above those for girls.

Motor vehicle accidents, involving children as passengers or pedestrians, continue to be the leading cause of injury, followed by bicycle accidents (Bailar-Heath & Valley-Gray, 2010). Pedestrian injuries most often result from midblock dart-outs, bicycle accidents from disobeying traffic signals and rules. When many stimuli impinge on them at once, young school-age children often fail to think before they act. They need frequent reminders, supervision, and prohibitions against venturing into busy traffic on their own.

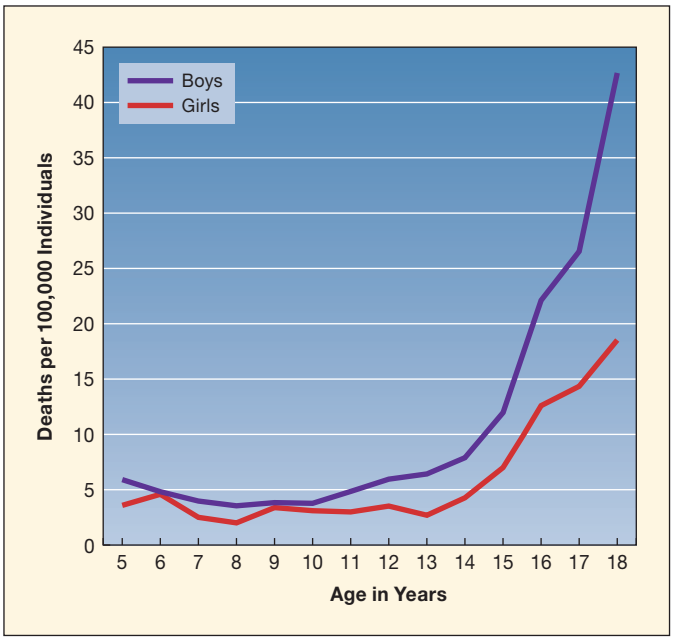

FIGURE 9.3 U.S. rates of injury mortality from middle childhood to adolescence. Injury fatalities increase with age, and the gap between boys and girls expands. Motor vehicle (passenger and pedestrian) accidents are the leading cause, with bicycle injuries next in line. (From National Center for Injury Prevention and Control, 2012.)

Effective school-based prevention programs use extensive modeling and rehearsal of safety practices, give children feedback about their performance along with praise and tangible rewards for acquiring safety skills, and provide occasional booster sessions (Zins et al., 1994). Parents, who often overestimate their child's safety knowledge and physical abilities, must be educated about children's age-related safety capacities (Schwebel & Bounds, 2003). One vital safety measure is insisting that children wear protective helmets while bicycling, in-line skating, skateboarding, or using scooters. This simple precaution leads to a 25 percent reduction in risk of head injury, a leading cause of permanent disability and death in school-age children (Macpherson & Spinks, 2007; Wesson et al., 2008).

Highly active, impulsive, risk-taking children, many of whom are boys, remain especially susceptible to injury in middle childhood. Although they have just as much safety knowledge as their peers, they are far less likely to implement it. Parents tend to be particularly lax in intervening in the dangerous behaviors of such children, especially under conditions of persistent marital conflict or other forms of mental distress (Schwebel et al., 2011, 2012). The greatest challenge for prevention programs is reaching these children and reducing their exposure to hazardous situations.

Motor Development and Play

TAKE A MOMENT... Visit a park on a pleasant weekend afternoon, and watch several preschool and school-age children at play. You will see that gains in body size and muscle strength support improved motor coordination in middle childhood. And greater cognitive and social maturity enables older children to use their new motor skills in more complex ways. A major change in children's play takes place at this time.

Gross-Motor Development

During the school years, running, jumping, hopping, and ball skills become more refined. Third to sixth graders burst into sprints as they race across the playground, jump quickly over rotating ropes, engage in intricate hopscotch patterns, kick and dribble soccer balls, bat at balls pitched by their classmates, and balance adeptly as they walk heel-to-toe across narrow ledges. These diverse skills reflect gains in four basic motor capacities:

- *Flexibility.* Compared with preschoolers, school-age children are physically more pliable and elastic, a difference that can be seen as they swing bats, kick balls, jump over hurdles, and execute tumbling routines.
- *Balance.* Improved balance supports many athletic skills, including running, hopping, skipping, throwing, kicking, and the rapid changes of direction required in many team sports.

© STEVE SKJOLD/ALAMY

Improved physical flexibility, balance, agility, and force, along with more efficient information processing, are evident in these 8-year-olds' soccer skills.

- *Agility.* Quicker and more accurate movements are evident in the fancy footwork of dance and cheerleading and in the forward, backward, and sideways motions used to dodge opponents in tag and soccer.
- *Force.* Older youngsters can throw and kick a ball harder and propel themselves farther off the ground when running and jumping than they could at earlier ages (Haywood & Getchell, 2009).

Along with body growth, more efficient information processing plays a vital role in improved motor performance. During middle childhood, the capacity to react only to relevant information increases. And steady gains in reaction time occur, with 11-year-olds responding twice as quickly as 5-year-olds (Kail, 2003; Largo et al., 2001). Because 6- and 7-year-olds are seldom successful at batting a thrown ball, T-ball is more appropriate for them than baseball. Similarly, handball, four-square, and kickball should precede instruction in tennis, basketball, and football.

Fine-Motor Development

Fine-motor development also improves over the school years. On rainy afternoons, Joey and Lizzie experimented with yo-yos, built model airplanes, and wove potholders on small looms. Like many children, they took up musical instruments, which demand considerable fine-motor control.

Gains in fine-motor skill are especially evident in children's writing and drawing. By age 6, most children can print the alphabet, their first and last names, and the numbers from 1 to 10 with reasonable clarity. Their writing is large, however, because they make strokes with the entire arm rather than just the wrist and fingers. Children usually master uppercase letters first because their horizontal and vertical motions are easier to control than the small curves of the lowercase alphabet. Legibility of writing gradually increases as children produce more accurate letters with uniform height and spacing. These improvements prepare children for mastering cursive writing by third grade.

Children's drawings show dramatic gains in middle childhood. By the end of the preschool years, children can accurately copy many two-dimensional shapes, and they integrate these into their drawings. Some depth cues have also begun to appear, such as making distant objects smaller than near ones (Braine et al., 1993). Around 9 to 10 years, the third dimension is clearly evident through overlapping objects, diagonal placement, and converging lines. Furthermore, as Figure 9.4 below shows, school-age children not only depict objects in considerable detail but also relate them to one another as part of an organized whole (Case, 1998; Case & Okamoto, 1996).

© INTERNATIONAL COLLECTION OF CHILD ART, MILNER LIBRARY, ILLINOIS STATE UNIVERSITY, NORMAL, IL

FIGURE 9.4 Increase in organization, detail, and depth cues in school-age children's drawings. ***TAKE A MOMENT...*** Compare both drawings to the one by a 6-year-old on page 224 in Chapter 7. In the drawing by an 8-year-old on the top, notice how all parts are depicted in relation to one another and with greater detail. Integration of depth cues increases dramatically over the school years, as shown in the drawing on the bottom, by an 11-year-old. Here, the third dimension is indicated by overlapping objects and diagonal lines, as well as by making distant objects appear smaller than near ones.

Sex Differences

Sex differences in motor skills extend into middle childhood and, in some instances, become more pronounced. Girls have an edge in fine-motor skills of handwriting and drawing and in gross-motor capacities that depend on balance and agility, such as hopping and skipping. But boys outperform girls on all other gross-motor skills, especially throwing and kicking (Cratty, 1986; Haywood & Getchell, 2009).

School-age boys' genetic advantage in muscle mass is not large enough to account for their gross-motor superiority. Rather, the social environment plays a larger role. Research confirms that parents hold higher expectations for boys' athletic performance, and children readily absorb these messages. From first through twelfth grades, girls are less positive than boys about the value of sports and their own sports ability—differences explained in part by parental beliefs (Fredricks & Eccles, 2002). The more strongly girls believe that females are incompetent at sports (such as hockey or soccer), the lower they judge their own ability and the poorer they actually perform (Belcher et al., 2003; Chalabaev, Sarrazin & Fontayne, 2009).

Educating parents about the minimal differences between school-age boys' and girls' physical capacities and sensitizing them to unfair biases against promotion of girls' athletic ability may help increase girls' self-confidence and participation in athletics. And greater emphasis on skill training for girls, along with increased attention to their athletic achievements, is also likely to help. As a positive sign, compared with a generation ago, many more girls now participate in individual and team sports such as gymnastics and soccer (National Council of Youth Sports, 2008; Sabo & Veliz, 2011). Middle childhood is a crucial time to encourage girls' sports participation because during this period, children start to discover what they are good at and make some definite skill commitments.

Games with Rules

The physical activities of school-age children reflect an important advance in quality of play: Games with rules become common. Children around the world engage in an enormous variety of informally organized games, including variants on popular sports such as soccer, baseball, and basketball. In addition to the best-known childhood games, such as tag, jacks, and hopscotch, children have invented hundreds of other games, including red rover, statues, leapfrog, kick the can, and prisoner's base (Kirchner, 2000).

Gains in perspective taking—in particular, the ability to understand the roles of several players in a game—permit this transition to rule-oriented games. These play experiences, in turn, contribute greatly to emotional and social development. Child-invented games usually rely on simple physical skills and a sizable element of luck. As a result, they rarely become contests of individual ability. Instead, they permit children to try out different styles of cooperating, competing, winning, and losing with little personal risk. Also, in their efforts to organize a game, children discover why rules are necessary and which ones work well. As we will see in Chapter 10, these experiences help children form more mature concepts of fairness and justice.

© DENNIS MACDONALD/ALAMY

With their coach's encouragement, these young softball players are likely to view themselves as good at sports and to continue playing. In contrast, coaches who criticize and overemphasize competition promote early athletic dropout.

School-age children today spend less time engaged in informal outdoor play—a change that reflects parental concerns about neighborhood safety as well as competition for children's time from TV, video games, and the Internet. Another factor is the rise in adult-organized sports, such as Little League baseball and soccer and hockey leagues, which fill many hours that children used to devote to spontaneous play. About half of U.S. children—60 percent of boys and 37 percent of girls—participate in organized sports at some time between ages 5 and 18 (National Council of Youth Sports, 2008).

For most children, joining community athletic teams is associated with increased self-esteem and social skills (Daniels & Leaper, 2006; Fletcher, Nickerson, & Wright, 2003). Among shy children, sports participation seems to foster self-confidence and a decline in social anxiety, perhaps because it provides a sense of group belonging and a basis for communicating with peers (Findlay & Coplan, 2008). And children who view themselves as good at sports are more likely to continue playing on teams in adolescence, which predicts greater participation in sports and other physical fitness activities in early adulthood (Kjønniksen, Anderssen, & Wold, 2009; Marsh et al., 2007).

In some cases, though, the arguments of critics—that youth sports overemphasize competition and substitute adult control for children's natural experimentation with rules and strategies—are valid. Coaches and parents who criticize rather than encourage can prompt intense anxiety in some children, setting the stage for emotional difficulties and early athletic dropout, not elite performance (Tofler, Knapp, & Drell, 1998; Wall &

Applying What We Know

Providing Developmentally Appropriate Organized Sports in Middle Childhood

Suggestion	Description
Build on children's interests.	Permit children to select from among appropriate activities the ones that suit them best. Do not push children into sports they do not enjoy.
Teach age-appropriate skills.	For children younger than age 9, emphasize basic skills, such as kicking, throwing, and batting, and simplified games that grant all participants adequate playing time.
Emphasize enjoyment.	Permit children to progress at their own pace and to play for the fun of it, whether or not they become expert athletes.
Limit the frequency and length of practices.	Adjust practice time to children's attention spans and need for unstructured time with peers, with family, and for homework. Two practices a week, each no longer than 30 minutes for younger school-age children and 60 minutes for older school-age children, are sufficient.
Focus on personal and team improvement.	Emphasize effort, skill gains, and teamwork rather than winning. Avoid criticism for errors and defeat, which promotes anxiety and avoidance of athletics.
Discourage unhealthy competition.	Avoid all-star games and championship ceremonies that recognize individuals. Instead, acknowledge all participants.
Permit children to contribute to rules and strategies.	Involve children in decisions aimed at ensuring fair play and teamwork. To strengthen desirable responses, reinforce compliance rather than punishing noncompliance.

Côté, 2007). See Applying What We Know above for ways to ensure that athletic leagues provide children with positive learning experiences.

LOOK AND LISTEN

Observe a youth athletic league game, such as soccer, baseball, or hockey. Do coaches and parents encourage children's effort and skill gains, or are they overly focused on winning? Cite examples of adult and child behaviors. ●

Shadows of Our Evolutionary Past

TAKE A MOMENT... While watching children in your neighborhood park, notice how they sometimes wrestle, roll, hit, and run after one another, alternating roles while smiling and laughing. This friendly chasing and play-fighting is called **rough-and-tumble play.** It emerges in the preschool years and peaks in middle childhood, and children in many cultures engage in it with peers whom they like especially well (Pellegrini, 2004).

Children's rough-and-tumble play resembles the social behavior of many other young mammals. It seems to originate in parents' physical play with babies, especially fathers' with sons (see page 202 in Chapter 6). And it is more common among boys, probably because prenatal exposure to androgens (male sex hormones) predisposes boys toward active play (see Chapter 8).

In our evolutionary past, rough-and-tumble play may have been important for developing fighting skill (Power, 2000). It also helps children form a **dominance hierarchy**—a stable ordering of group members that predicts who will win when conflict arises. Observations of arguments, threats, and physical attacks between children reveal a consistent lineup of winners and losers that becomes increasingly stable in middle childhood, especially among boys. Once school-age children establish a dominance hierarchy, hostility is rare (Pellegrini & Smith,

© CLEVE BRYANT/PHOTOEDIT

In our evolutionary past, rough-and-tumble play—which can be distinguished from aggression by its friendly quality—may have been important for developing fighting skill and establishing dominance hierarchies.

Social Issues: Education

School Recess—A Time to Play, a Time to Learn

When 7-year-old Whitney's family moved to a new city, she left a school with three daily recess periods for one with just a single 15-minute break per day, which her second-grade teacher cancelled if any child misbehaved. Whitney, who had previously enjoyed school, complained daily of headaches and an upset stomach. Her mother, Jill, thought, "My child is stressing out because she can't move all day!" After Jill and other parents successfully appealed to the school board to add a second recess period, Whitney's symptoms vanished (Rauber, 2006).

In recent years, recess—with its rich opportunities for child-organized play and peer interaction—has diminished or disappeared in many U.S. elementary schools (Ginsburg, 2007; Pellegrini & Holmes, 2006). Under the assumption that extra time for academics will translate into achievement gains, 7 percent of U.S. schools no longer provide recess to students as young as second grade. And over half of schools that do have recess now schedule it just once a day (U.S. Department of Education, 2012b).

Yet rather than subtracting from classroom learning, recess periods boost it! Research dating back more than 100 years confirms that distributing cognitively demanding tasks over a longer time by introducing regular breaks enhances attention and performance at all ages. Such breaks are particularly important for children. In a series of studies, elementary school students were more attentive in the classroom after recess than before it—an effect that was greater for second than fourth graders (Pellegrini, Huberty, & Jones, 1995). Teacher ratings of classroom disruptive behavior also decline for children who have more than 15 minutes of recess a day (Barros, Silver, & Stein, 2009).

In other research, kindergartners' and first graders' engagement in peer conversation and games during recess positively predicted academic achievement, even after other factors that might explain the relationship (such as previous achievement) were controlled (Pellegrini, 1992; Pellegrini et al., 2002). Recall from Chapter 8 that children's social maturity contributes substantially to academic competence. Recess is one of the few remaining contexts devoted to child-organized games that provide practice in vital social skills—cooperation, leadership, followership, and inhibition of aggression—under adult supervision rather than adult direction. As children transfer these skills to the classroom, they may participate in discussions, collaborate, follow rules, and enjoy academic pursuits more—factors that enhance motivation and achievement.

TORONTO STAR/FIRSTLIGHT

Recess offers rich opportunities for child-organized play and games that provide practice in social skills while also promoting physical and academic competence.

1998; Roseth et al., 2007). Children seem to use play-fighting as a safe context to assess the strength of a peer before challenging that peer's dominance.

As children reach puberty, individual differences in strength become apparent, and rough-and-tumble play declines. When it does occur, its meaning changes: Adolescent boys' rough-and-tumble is linked to aggression (Pellegrini, 2003). Unlike children, teenage rough-and-tumble players "cheat," hurting their opponent. In explanation, boys often say that they are retaliating, apparently to reestablish dominance. Thus, a play behavior that limits aggression in childhood becomes a context for hostility in adolescence.

Physical Education

Physical activity supports many aspects of children's development—health, sense of self-worth, and the cognitive and social skills necessary for getting along with others. Yet to devote more time to academic instruction, U.S. elementary schools have cut back on recess, despite its contribution to all domains of development (see the Social Issues: Education box above). Similarly, although most U.S. states require some physical education, only six require it in every grade, and only one mandates at least 30 minutes per school day in elementary school and 45 minutes in middle and high school. Not surprisingly, physical inactivity among school-age children is pervasive: Fewer than one-third of 6- to 17-year-olds engage in at least moderate-intensity activity for 60 minutes per day and vigorous activity (involving breathing hard and sweating) for 20 minutes, recommended for good health (National Association for Sport and Physical Education, 2010).

Many experts believe that schools should not only offer more physical education classes but also change the content of these programs. Training in competitive sports, often a high priority, is unlikely to reach the least physically fit youngsters, who avoid activities demanding a high level of skill. Instead, programs should emphasize enjoyable, informal games and individual exercise—pursuits most likely to endure.

Physically fit children tend to become active adults who reap many benefits (Kjønniksen, Torsheim, & Wold, 2008; Tammelin et al., 2003). These include greater physical strength, resistance to many illnesses (from colds and flu to cancer, diabetes, and heart disease), enhanced psychological well-being, and a longer life.

ASK YOURSELF

REVIEW Explain the adaptive value of rough-and-tumble play and dominance hierarchies.

CONNECT Select one of the following health problems of middle childhood: obesity, myopia, asthma, or unintentional injuries. Explain how both genetic and environmental factors contribute to it.

APPLY Nine-year-old Allison thinks she isn't good at sports, and she doesn't like physical education class. Suggest strategies her teacher can use to improve her pleasure and involvement in physical activity.

REFLECT Did you participate in adult-organized sports as a child? If so, what kind of climate for learning did coaches and parents create?

COGNITIVE DEVELOPMENT

"Finally!" 6-year-old Lizzie exclaimed the day she entered first grade. "Now I get to go to real school, just like Joey!" Lizzie walked into her classroom confidently, pencils, crayons, and writing pad in hand, ready for a more disciplined approach to learning. In a single morning, she and her classmates wrote in journals, met in reading groups, worked on addition and subtraction, and sorted leaves gathered for a science project. As Lizzie and Joey moved through the elementary school grades, they tackled increasingly complex tasks and became more accomplished at reading, writing, math skills, and general knowledge of the world.

To understand the cognitive attainments of middle childhood, we turn to research inspired by Piaget's theory and the information-processing perspective. And we look at expanding definitions of intelligence that help us appreciate individual differences. Our discussion continues with language, which blossoms further in these years. Finally, we consider the role of schools in children's development.

Piaget's Theory: The Concrete Operational Stage

When Lizzie visited my child development class as a 4-year-old, Piaget's conservation problems confused her (see Chapter 7, page 229). For example, when water was poured from a tall, narrow container into a short, wide one, she insisted that the amount of water had changed. But when Lizzie returned at age 8, she found these tasks easy. "Of course it's the same!" she exclaimed. "The water's shorter, but it's also wider. Pour it back," she instructed the college student who was interviewing her. "You'll see, it's the same amount!"

Concrete Operational Thought

Lizzie has entered Piaget's **concrete operational stage,** which extends from about 7 to 11 years. Compared with early childhood, thought is far more logical, flexible, and organized.

Conservation. The ability to pass *conservation tasks* provides clear evidence of *operations*—mental actions that obey logical rules. Notice how Lizzie is capable of *decentration,* focusing on several aspects of a problem and relating them, rather than centering on just one. She also demonstrates **reversibility,** the capacity to think through a series of steps and then mentally reverse direction, returning to the starting point. Recall from Chapter 7 that reversibility is part of every logical operation. It is solidly achieved in middle childhood.

Classification. Between ages 7 and 10, children pass Piaget's *class inclusion problem* (see page 229). This indicates that they are more aware of classification hierarchies and can focus on relations between a general category and two specific categories at the same time—that is, on three relations at once (Hodges & French, 1988; Ni, 1998). Collections—stamps, coins, baseball cards, rocks, bottle caps—become common in middle childhood. At age 10, Joey spent hours sorting and resorting his baseball cards, grouping them first by league and team, then by playing position and batting average. He could separate the players into a variety of classes and subclasses and easily rearrange them.

© LAURA DWIGHT PHOTOGRAPHY

An improved ability to categorize underlies children's interest in collecting objects during middle childhood. This 9-year-old sorts and organizes her extensive shell collection.

Seriation. The ability to order items along a quantitative dimension, such as length or weight, is called **seriation.** To test for it, Piaget asked children to arrange sticks of different lengths from shortest to longest. Older preschoolers can put the sticks in a row, but they do so haphazardly, making many errors. In contrast, 6- to 7-year-olds create the series efficiently, moving in an orderly sequence from the smallest stick, to the next largest, and so on.

The concrete operational child can also seriate mentally, an ability called **transitive inference.** In a well-known transitive inference problem, Piaget showed children pairings of sticks of different colors. From observing that Stick *A* is longer than Stick *B* and Stick *B* is longer than Stick *C,* children must infer that *A* is longer than *C.* Like Piaget's class inclusion task, transitive inference requires children to integrate three relations at once—in this instance, *A–B, B–C,* and *A–C.* When researchers take steps to ensure that children remember the premises (*A–B* and *B–C*), 7-year-olds can grasp transitive inference (Andrews & Halford, 1998; Wright, 2006).

Spatial Reasoning. Piaget found that school-age children's understanding of space is more accurate than that of preschoolers. Let's consider children's **cognitive maps**—mental representations of familiar large-scale spaces, such as their neighborhood or school. Drawing a map of a large-scale space requires considerable perspective-taking skill. Because the entire space cannot be seen at once, children must infer its overall layout by relating its separate parts.

Preschoolers and young school-age children include *landmarks* on the maps they draw, but their arrangement is not always accurate. They do better when asked to place stickers showing the location of desks and people on a map of their classroom. But if the map is rotated to a position other than the orientation of the classroom, they have difficulty (Liben & Downs, 1993).

Around age 8 to 10, children's maps become better organized, showing landmarks along an *organized route of travel.* At the same time, children are able to give clear, well-organized instructions for getting from one place to another by using a "mental walk" strategy—imagining another person's movements along a route (Gauvain & Rogoff, 1989). By the end of middle childhood, children combine landmarks and routes into an *overall view of a large-scale space.* And they readily draw and read maps of extended outdoor environments, even when the orientation of the map and the space it represents do not match (Liben, 2009). Ten- to 12-year-olds also grasp the notion of *scale*—the proportional relation between a space and its representation on a map (Liben, 2006).

LOOK AND LISTEN

Ask a 6- to 8-year-old and a 9- to 12-year-old to draw a neighborhood map showing important landmarks, such as the school, a friend's house, or a shopping area. In what ways do the children's maps differ? ●

Cultural frameworks influence children's map making. In many non-Western communities, people rarely use maps for way-finding but rely on information from neighbors, street vendors, and shopkeepers. Also, compared to their Western agemates, non-Western children less often ride in cars and more often walk, which results in intimate neighborhood knowledge. When older school-age children in small cities in India and in the United States drew maps of their neighborhoods, the Indian children represented a rich array of landmarks and aspects of social life, such as people and vehicles, in a small area surrounding their home. The U.S. children, in contrast, drew a more formal, extended space, highlighting main streets and key directions (north–south, east–west) but including few landmarks (see Figure 9.5) (Parameswaran, 2003). Although the U.S. children's maps scored higher in cognitive maturity, this difference reflected cultural interpretations of the task. When asked to create a map to "help people find their way," the Indian children drew spaces as far-reaching and organized as the U.S. children's.

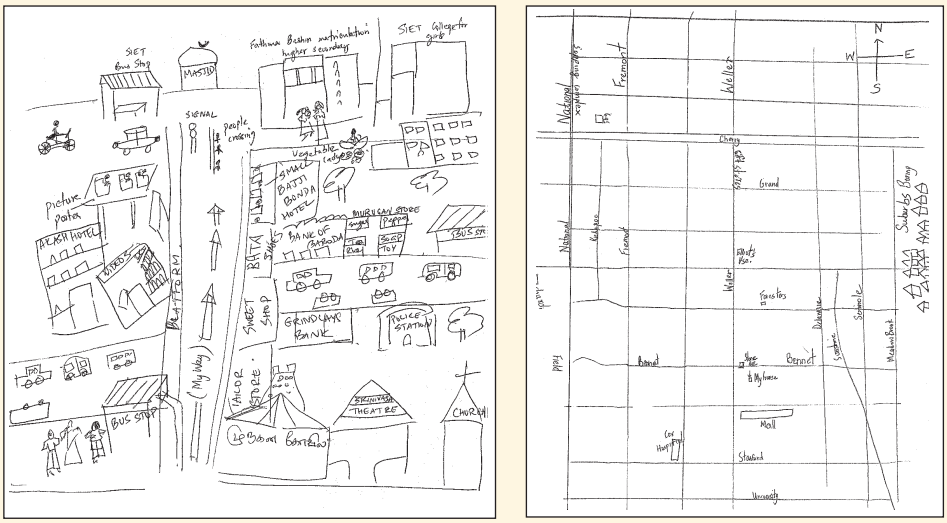

(a) (b)

FIGURE 9.5 Maps drawn by older school-age children from India and the United States. (a) The Indian child depicted many landmarks and features of social life in a small area near her home. (b) The U.S. child drew a more extended space and highlighted main streets and key directions but included few landmarks and people. (Reprinted from *Journal of Environmental Psychology,* Vol. 23, No. 4, G. Parameswaran, 2003, "Experimenter Instructions as a Mediator in the Effects of Culture on Mapping One's Neighborhood," pp. 415–416. Copyright 2003, with permission from Elsevier.)

Limitations of Concrete Operational Thought

As the name of this stage suggests, concrete operational thinking suffers from one important limitation: Children think in an organized, logical fashion only when dealing with concrete information they can perceive directly. Their mental operations work poorly with abstract ideas—ones not apparent in the real world. Consider children's solutions to transitive inference problems. When shown pairs of sticks of unequal length, Lizzie easily engaged in transitive inference. But she had difficulty with a hypothetical version of this task: "Susan is taller than Sally, and Sally is taller than Mary. Who is the tallest?" Not until age 11 or 12 can children solve this problem.

That logical thought is at first tied to immediate situations helps account for a special feature of concrete operational reasoning: Children master concrete operational tasks step by step. For example, they usually grasp conservation of number first, followed by conservation of length, liquid, and mass, and then weight. This *continuum of acquisition* (or gradual mastery) of logical concepts is another indication of the limitations of concrete operational thinking (Fischer & Bidell, 1991). Rather than coming up with general logical principles that they apply to all relevant situations, school-age children seem to work out the logic of each problem separately.

Follow-Up Research on Concrete Operational Thought

According to Piaget, brain development combined with experience in a rich and varied external world should lead children everywhere to reach the concrete operational stage at about the same time. Yet recent evidence indicates that specific cultural and school practices have much to do with mastery of Piagetian tasks (Rogoff, 2003). And information-processing research helps explain the gradual mastery of logical concepts in middle childhood.

The Impact of Culture and Schooling. In tribal and village societies, conservation is often delayed. Among the Hausa of Nigeria, who live in small agricultural settlements and rarely send their children to school, even basic conservation tasks—number, length, and liquid—are not understood until age 11 or later (Fahrmeier, 1978). This suggests that participating in relevant everyday activities helps children master conservation and other Piagetian problems. Joey and Lizzie, for example, think of fairness in terms of equal distribution—a value emphasized in their culture. They frequently divide materials, such as crayons or treats, equally among their friends. Because they often see the same quantity arranged in different ways, they grasp conservation early.

The very experience of going to school seems to promote mastery of Piagetian tasks. When children of the same age are tested, those who have been in school longer do better on transitive inference problems (Artman & Cahan, 1993). Opportunities to seriate objects, to learn about order relations, and to remember the parts of complex problems are probably responsible. Yet certain informal nonschool experiences can also foster operational thought. Around age 7 to 8, Zinacanteco Indian girls of southern Mexico, who learn to weave elaborately designed fabrics as an alternative to schooling, engage in mental transformations to figure out how a warp strung on a loom will turn out as woven cloth—reasoning expected at the concrete operational stage. American children of the same age, who do much better than Zinacanteco children on Piagetian tasks, have great difficulty with these weaving problems (Maynard & Greenfield, 2003).

© LAUREN GREENFIELD/INSTITUTE

This Zinacanteco Indian girl of southern Mexico learns the centuries-old practice of backstrap weaving. Although Zinacanteco children might do poorly on Piaget's tasks, they are adept at the complex mental transformations involved in converting warp strung on a loom into woven cloth.

On the basis of such findings, some investigators have concluded that the forms of logic required by Piagetian tasks do not emerge spontaneously but, rather, are heavily influenced by training, context, and cultural conditions. Does this view remind you of Vygotsky's sociocultural theory, discussed in earlier chapters?

An Information-Processing View of Concrete Operational Thought. The gradual mastery of logical concepts in middle childhood raises a familiar question about Piaget's theory: Is an abrupt stagewise transition to logical thought the best way to describe cognitive development in middle childhood?

Some *neo-Piagetian theorists* argue that the development of operational thinking can best be understood in terms of gains in information-processing speed rather than a sudden shift to a new stage (Halford & Andrews, 2006). For example, Robbie Case (1996, 1998) proposed that, with practice, cognitive schemes demand less attention and become more automatic. This frees up space in *working memory* so children can focus on combining old schemes and generating new ones. For instance, the child who sees water poured from one container to another recognizes that the height of the liquid changes. As this understanding

becomes routine, the child notices that the width of the water changes as well. Soon children coordinate these observations, and they grasp conservation of liquid. Then, as this logical idea becomes well-practiced, the child transfers it to more demanding situations, such as weight.

Once the schemes of a Piagetian stage are sufficiently automatic, enough working memory is available to integrate them into an improved representation. As a result, children acquire *central conceptual structures*—networks of concepts and relations that permit them to think more effectively about a wide range of situations (Case, 1996, 1998). The central conceptual structures that emerge from integrating concrete operational schemes are broadly applicable principles that result in increasingly complex, systematic reasoning, which we will discuss in Chapter 11 in the context of formal operational thought.

Case and his colleagues—along with other information-processing researchers—have examined children's performance on a wide variety of tasks: solving arithmetic word problems, understanding stories, drawing pictures, and interpreting social situations. In each task, preschoolers typically focus on only one dimension. In understanding stories, for example, they grasp only a single story line. By the early school years, they combine two story lines into a single plot. Around 9 to 11 years, children integrate multiple dimensions (Case, 1998; Halford & Andrews, 2006). They tell coherent stories with a main plot and several subplots.

Case's theory helps explain why many understandings appear in specific situations at different times rather than being mastered all at once. First, different forms of the same logical insight, such as the various conservation tasks, vary in their processing demands, with those acquired later requiring more space in working memory. Second, children's experiences vary widely. A child who often listens to and tells stories but rarely draws pictures displays more advanced central conceptual structures in storytelling. Compared with Piaget's, Case's theory better accounts for unevenness in cognitive development.

Evaluation of the Concrete Operational Stage

Piaget was correct that school-age children approach many problems in more organized, rational ways than preschoolers. But disagreement continues over whether this difference occurs because of *continuous* improvement in logical skills or *discontinuous* restructuring of children's thinking (as Piaget's stage idea assumes). Many researchers think that both types of change may be involved (Case, 1998; Demetriou et al., 2002; Fischer & Bidell, 2006; Halford & Andrews, 2006).

During the school years, children apply logical schemes to many more tasks. In the process, their thought seems to change qualitatively—toward a more comprehensive grasp of the underlying principles of logical thought. Piaget himself recognized this possibility in evidence for gradual mastery of conservation and other tasks. So perhaps some blend of Piagetian and information-processing ideas holds the greatest promise for explaining cognitive development in middle childhood.

ASK YOURSELF

REVIEW Children's performance on conservation tasks illustrates a continuum of acquisition of logical concepts. Review the preceding sections, and list additional examples of gradual development of operational reasoning.

CONNECT Explain how advances in perspective taking contribute to school-age children's improved ability to draw and use maps.

APPLY Nine-year-old Adrienne spends many hours helping her father build furniture in his woodworking shop. How might this experience facilitate Adrienne's advanced performance on Piagetian seriation problems?

REFLECT Which aspects of Piaget's description of the concrete operational child do you accept? Which do you doubt? Explain, citing research evidence.

Information Processing

In contrast to Piaget's focus on overall cognitive change, the information-processing perspective examines separate aspects of thinking. Working-memory capacity, as noted in our discussion of Case's theory, continues to increase in middle childhood. And school-age children make great strides in executive function, yielding significant advances in attention, planning, memory, and self-regulation. Each contributes vitally to academic learning.

Working-Memory Capacity

Improved performance on working-memory tasks (see page 161 in Chapter 5) is supported by brain development. And working memory—as we have seen in our discussion of Case's theory—benefits from enhanced speed of thinking. Time needed to process information on a wide variety of cognitive tasks declines rapidly between ages 6 and 12, likely due to myelination and synaptic pruning in the cerebral cortex (Kail, 1993, 1997). A faster thinker can hold on to and operate on more information in working memory (Luna et al., 2004; Nettelbeck & Burns, 2010). Still, individual differences in working-memory capacity exist, and they are of particular concern because they predict intelligence test scores and academic achievement in diverse subjects (Colom et al., 2007; Gathercole et al., 2005).

Indeed, children with persistent learning difficulties in reading and math are often deficient in working-memory capacity (Alloway, 2009; Gathercole et al., 2006). Reduced working memory creates a bottleneck for learning. Observations of elementary school children with limited working memories revealed that they often failed at school assignments that made heavy memory demands (Gathercole, Lamont, & Alloway, 2006). They could not follow complex instructions, lost their place in

tasks with multiple steps, and frequently gave up before finishing their work. The children struggled because they could not hold in mind sufficient information to complete assignments.

Compared to their economically advantaged agemates, children from poverty-stricken families are more likely to score low on working-memory tasks—a strong contributor to their generally poorer academic achievement (Farah et al., 2006; Noble, McCandliss, & Farah, 2007). In one study, years of childhood spent in poverty predicted reduced working-memory capacity in early adulthood (Evans & Schamberg, 2009). Childhood neurobiological measures of stress—elevated blood pressure and stress hormone levels, including cortisol—largely explained this poverty–working-memory association. Chronic stress, as we saw in Chapter 4, can impair brain structure and function, especially in the prefrontal cortex and its connections with the hippocampus, which govern working-memory capacity.

Interventions are needed that reduce memory loads so children with limited working memories can learn. Effective approaches include communicating in short sentences with familiar vocabulary, repeating task instructions, breaking complex tasks into manageable parts, and encouraging children to use external memory aids (such as lists of useful spellings when writing or number lines when doing math) (Gathercole & Alloway, 2008). Do these techniques remind you of *scaffolding,* a style of teaching introduced in Chapter 7 known to promote cognitive development?

Executive Function

Our discussion in Chapter 7 revealed that early childhood is a vital time for laying the foundations of executive function. During the school years, a time of continued development of the prefrontal cortex, executive function undergoes its most energetic period of development (Welsh, 2002). Children handle increasingly difficult tasks that require the integration of working memory, inhibition, planning, flexible use of strategies, and self-monitoring and self-correction of behavior (Luciana, 2003; Welsh, Pennington, & Groisser, 1991).

Heritability evidence suggests substantial genetic influence on various aspects of executive function, including combining information in working memory, controlling attention, and inhibiting inappropriate responses (Hansell et al., 2001; Polderman et al., 2009; Young et al., 2009). And molecular genetic analyses are identifying specific genes related to severely deficient functioning of executive components, such as attention and inhibition, which (as we will soon see) contributes to learning and behavior disorders, such as attention-deficit hyperactivity disorder (ADHD).

But in both typically and atypically developing children, heredity combines with environmental contexts to influence executive function. In Chapter 3, we reviewed evidence indicating that prenatal teratogens can impair impulse control, attention, planning, and other executive processes. And as with working memory, poverty and stressful living conditions can undermine executive function, with powerfully negative consequences for academic achievement and social adjustment (Blair & Raver, 2012). As we turn now to the development of an array of executive processes, our discussion will confirm that supportive home and school experiences are essential for their optimal development.

© LAURA DWIGHT PHOTOGRAPHY

Middle childhood is a period of dramatic gains in executive function. This complex map-making project requires fourth graders to coordinate relevant information in working memory, inhibit inappropriate responses, flexibly implement strategies, and monitor their progress, redirecting unsuccessful efforts.

Attention

In middle childhood, attention becomes more selective, adaptable, and planful. First, children become better at deliberately attending to just those aspects of a situation that are relevant to their goals. Researchers study this increasing selectivity of attention by introducing irrelevant stimuli into a task and seeing how well children attend to its central elements. Selective attention improves sharply between ages 6 and 10, with gains continuing throughout adolescence (Gomez-Perez & Ostrosky-Solis, 2006; Tabibi & Pfeffer, 2007; Vakil et al., 2009).

Second, older children are better at flexibly adapting their attention to task requirements. When asked to sort cards with pictures that vary in both color and shape, children age 5 and older readily switch their basis of sorting from color to shape when asked to do so. Younger children typically persist in sorting in just one way (Brooks et al., 2003; Zelazo, Carlson, & Kesek, 2008). And when studying for a spelling test, 10-year-old Joey was much more likely than Lizzie to devote most attention to the words he knew least well (Masur, McIntyre, & Flavell, 1973).

Finally, planning, which requires children to coordinate attention skills with other cognitive processes, improves greatly in middle childhood (Gauvain, 2004; Scholnick, 1995). On tasks with many parts, school-age children make decisions about what to do first and what to do next in an orderly fashion. Having many opportunities to practice planning helps them imagine future possibilities, postpone action in favor of evaluating alternatives, organize task materials (such as items on a

Biology and Environment

Children with Attention-Deficit Hyperactivity Disorder

While the other fifth graders worked quietly at their desks, Calvin squirmed, dropped his pencil, looked out the window, and fiddled with his shoelaces. "Hey Joey," he yelled across the room, "wanna play ball after school?" But the other children weren't eager to play with Calvin, who was physically awkward and failed to follow the rules of the game. He had trouble taking turns at bat and, in the outfield, looked elsewhere when the ball came his way. Calvin's desk was a chaotic mess. He often lost pencils, books, and other school materials, and he had difficulty remembering assignments and due dates.

Symptoms of ADHD

Calvin is one of 3 to 7 percent of U.S. school-age children with **attention-deficit hyperactivity disorder (ADHD)**, which involves inattention, impulsivity, and excessive motor activity resulting in academic and social problems (American Psychiatric Association, 2000). Boys are diagnosed about four times as often as girls. However, many girls with ADHD seem to be overlooked, either because their symptoms are less flagrant or because of a gender bias: A difficult, disruptive boy is more likely to be referred for treatment (Biederman et al., 2005).

Children with ADHD cannot stay focused on a task that requires mental effort for more than a few minutes. They often act impulsively, ignoring social rules and lashing out with hostility when frustrated. Many, though not all, are *hyperactive,* exhausting parents and teachers and irritating other children with their excessive motor activity. For a child to be diagnosed with ADHD, these symptoms must have appeared before age 7 as a persistent problem.

Because of their difficulty concentrating, children with ADHD score 7 to 15 points lower than other children on intelligence tests (Barkley, 2002). Researchers agree that executive function deficiencies underlie ADHD symptoms. According to one view, children with ADHD are impaired in capacity to inhibit action in favor of thought—a basic difficulty resulting in wide-ranging inadequacies in executive processing and, therefore, in impulsive, disorganized behavior (Barkley, 2003a). Another hypothesis is that ADHD is the direct result of a cluster of executive processing problems that interfere with ability to guide one's own actions (Brown, 2006). Research confirms that children with ADHD do poorly on tasks requiring sustained attention; find it hard to ignore irrelevant information; have difficulty with memory, planning, reasoning, and problem solving in academic and social situations; and often fail to manage frustration and intense emotion (Barkley, 2003b, 2006).

Origins of ADHD

ADHD runs in families and is highly heritable: Identical twins share it more often than fraternal twins (Freitag et al., 2010; Rasmussen et al., 2004). Children with ADHD show abnormal brain functioning, including reduced electrical and blood-flow activity and structural abnormalities in the

grocery list), and remember the steps of their plan so they can attend to each one in sequence. Parents can foster planning by encouraging it in everyday activities, from loading the dishwasher to preparing for a vacation. In one study, discussions involving planning with school-age children predicted planning in adolescence (Gauvain & Huard, 1999). The demands of school tasks—and teachers' explanations of how to plan—also contribute to gains in planning.

The attentional strategies just considered are crucial for success in school. Unfortunately, some children have grave difficulties paying attention. See the Biology and Environment box above for a discussion of the serious learning and behavior problems of children with attention-deficit hyperactivity disorder.

Memory Strategies

As attention improves, so do *memory strategies,* deliberate mental activities we use to store and retain information. When Lizzie had a list of things to learn—for example, the state capitals of the United States—she immediately used **rehearsal**—repeating the information to herself. This memory strategy first appears in the early grade school years. Soon after, a second strategy becomes common: **organization**—grouping related items together (for example, all state capitals in the same part of the country) (Schneider, 2002).

Perfecting memory strategies requires time and effort. Eight-year-old Lizzie rehearsed in a piecemeal fashion. After being given the word *cat* in a list of items, she said, "Cat, cat, cat." But 10-year-old Joey used a more effective approach: He combined previous words with each new item, saying, "Desk, man, yard, cat, cat." This more active rehearsal approach, in which neighboring words create contexts for one another that trigger recall, yields much better memory (Lehman & Hasselhorn, 2007, 2010). Furthermore, whereas Lizzy organized by everyday association (hat–head, carrot–rabbit), Joey grouped items *taxonomically,* based on common properties (clothing, food, animals) and, thus, into fewer categories—an efficient procedure yielding dramatic memory gains (Bjorklund et al., 1994). And Joey used organization in a wide range of memory tasks, whereas Lizzie used it only when categorical relations among items were obvious.

prefrontal cortex and in other areas involved in attention, inhibition of behavior, and other aspects of motor control (Mackie et al., 2007; Sowell et al., 2003). Also, the brains of children with ADHD grow more slowly and are about 3 percent smaller in overall volume, with a thinner cerebral cortex, than those of unaffected agemates (Narr et al., 2009; Shaw et al., 2007). Several genes that disrupt functioning of neurotransmitters involved in inhibition and cognitive processing have been implicated in the disorder (Bobb et al., 2006; Faraone & Mick, 2010).

At the same time, ADHD is associated with environmental factors. Prenatal teratogens—such as tobacco, alcohol, and environmental pollutants—are linked to inattention and hyperactivity. And they can combine with certain genotypes to greatly increase risk of the disorder (see page 74 in Chapter 2). Furthermore, children with ADHD are more likely to come from homes in which marriages are unhappy and family stress is high (Bernier & Siegel, 1994). But a stressful home life rarely causes ADHD. Rather, these children's behaviors can contribute to family problems, which intensify the child's preexisting difficulties.

Treating ADHD

Calvin's doctor eventually prescribed stimulant medication, the most common treatment for ADHD. As long as dosage is carefully regulated, these drugs reduce activity level and improve attention, academic performance, and peer relations for about 70 percent of children who take them (Greenhill, Halperin, & Abikoff, 1999). Stimulant medication seems to increase activity in the prefrontal cortex, thereby improving the child's capacity to sustain attention and to inhibit off-task behavior.

Nevertheless, drug treatment cannot teach children to compensate for inattention and impulsivity. The most effective treatment approach combines medication with interventions that model and reinforce appropriate academic and social behavior (Smith, Barkley, & Shapiro, 2006).

Family intervention is also important. Inattentive, overactive children strain the patience of parents, who are likely to react punitively and inconsistently—a child-rearing style that strengthens defiant, aggressive behavior. In fact, in 50 to 75 percent of cases, these two sets of behavior problems occur together (Goldstein, 2011).

ADHD is usually a lifelong disorder. Adults with ADHD continue to need help in structuring their environments, regulating negative emotion, selecting appropriate careers, and understanding their condition as a biological deficit rather than a character flaw.

© ELLEN B. SENISI PHOTOGRAPHY

This child frequently engages in disruptive behavior at school. Children with ADHD have great difficulty staying on task and often act impulsively, ignoring social rules.

Furthermore, Joey often combined several strategies—for example, organizing items, then stating the category names, and finally rehearsing. The more strategies children apply simultaneously and consistently, the better they remember (Hock, Park, & Bjorklund, 1998; Schwenck, Bjorklund, & Schneider, 2007). Younger school-age children often try out various memory strategies but use them less systematically and successfully than older children. Still, their tendency to experiment allows them to discover which strategies work best and how to combine them effectively. Indeed, children experiment with strategies when faced with many cognitive challenges—an approach that enables them to gradually "home in" on the most effective techniques (Siegler, 1996, 2007).

By the end of middle childhood, children start to use **elaboration**—creating a relationship, or shared meaning, between two or more pieces of information that do not belong to the same category. For example, to learn the words *fish* and *pipe,* you might generate the verbal statement or mental image, "The fish is smoking a pipe." This highly effective memory technique, which requires considerable effort and space in working memory, becomes increasingly common in adolescence and early adulthood (Schneider & Pressley, 1997).

Because organization and elaboration combine items into *meaningful chunks,* they permit children to hold onto much more information and, as a result, further expand working memory. In addition, when children link a new item to information they already know, they can *retrieve* the new item easily by thinking of other items associated with it. As we will see, this also contributes to improved memory during the school years.

Knowledge and Memory

During middle childhood, the long-term knowledge base grows larger and becomes organized into increasingly elaborate, hierarchically structured networks. This rapid growth of knowledge helps children use strategies and remember (Schneider, 2002). In other words, knowing more about a topic makes new information more meaningful and familiar so it is easier to store and retrieve.

In a test of this idea, researchers classified fourth graders as either experts or novices in knowledge of soccer and then gave both groups lists of soccer and nonsoccer items to learn. Experts remembered far more items on the soccer list (but not on the

nonsoccer list) than novices. And during recall, experts' listing of items was better organized, as indicated by clustering of items into categories (Schneider & Bjorklund, 1992). This superior organization at retrieval suggests that highly knowledgeable children organize information in their area of expertise with little or no effort. Consequently, experts can devote more working-memory resources to using recalled information for reasoning and problem solving.

But knowledge is not the only important factor in children's strategic memory processing. Children who are expert in an area are usually highly motivated. As a result, they not only acquire knowledge more quickly but also *actively use what they know* to add more. In contrast, academically unsuccessful children fail to ask how previously stored information can clarify new material. This, in turn, interferes with the development of a broad knowledge base (Schneider & Bjorklund, 1998). So extensive knowledge and use of memory strategies support one another.

Culture, Schooling, and Memory Strategies

Children and adults usually use memory strategies when they need to remember information for its own sake. On many other occasions, memory occurs as a natural byproduct of participation in daily activities (Rogoff, 2003).

A repeated finding is that people in non-Western cultures who lack formal schooling rarely use or benefit from instruction in memory strategies because they see no practical reason to use these techniques (Rogoff & Chavajay, 1995). Tasks that require children to recall isolated bits of information, which are common in school, strongly motivate use of memory strategies. In fact, Western children get so much practice with this type of learning that they do not refine techniques that rely on cues available in everyday life, such as spatial location and arrangement of objects. For example, Guatemalan Mayan 9-year-olds do slightly better than their U.S. agemates when told to remember the placement of 40 familiar objects in a play scene. U.S. children often rehearse object names when it would be more effective to keep track of spatial relations (Rogoff & Wadell, 1982). The development of memory strategies, then, is not just a product of a more competent information-processing system. It also depends on task demands and cultural circumstances.

NIGEL PAVITT/GETTY IMAGES/AWL IMAGES RM

An 8-year-old of the Dorze people of Ethiopia winds cotton onto a bobbin for his father, a skilled weaver. Despite his keen memory for the complex steps involved in preparing the bobbin, this child might have difficulty recalling the isolated bits of information that school tasks often require.

The School-Age Child's Theory of Mind

During middle childhood, children's *theory of mind,* or set of ideas about mental activities, becomes more elaborate and refined. Recall from Chapter 7 that this awareness of thought is often called *metacognition.* School-age children's improved ability to reflect on their own mental life is another reason that their thinking advances.

Unlike preschoolers, who view the mind as a passive container of information, older children regard it as an active, constructive agent that selects and transforms information (Kuhn, 2000). Consequently, they have a much better understanding of cognitive processes and the impact of psychological factors on performance. For example, with age, school-age children become increasingly aware of effective memory strategies and why they work (Alexander et al., 2003). They also grasp relationships between mental activities—for example, that remembering is crucial for understanding and that understanding strengthens memory (Schwanenflugel, Henderson, & Fabricius, 1998).

Furthermore, school-age children's understanding of sources of knowledge expands. They realize that people can extend their knowledge not just by directly observing events and talking to others but also by making *mental inferences* (Miller, Hardin, & Montgomery, 2003). This grasp of inference enables knowledge of *false belief* to expand. In several studies, researchers told children complex stories involving one character's belief about a second character's belief. Then the children answered questions about what the first character thought the second character would do (see Figure 9.6). By age 6 to 7, children were aware that people form beliefs about other people's beliefs and that these second-order beliefs can be wrong! Appreciation of *second-order false belief* enables children to pinpoint the reasons that another person arrived at a certain belief (Astington, Pelletier, & Homer, 2002; Miller, 2009; Naito & Seki, 2009). This assists them greatly in understanding others' perspectives.

Indeed, shortly thereafter, around age 7 to 8, children grasp that two people are likely to interpret the same event—such as an ambiguous fragment removed from a larger drawing they have never seen—differently, no matter what beliefs or other biases they bring to the situation (Lalonde & Chandler, 2002). They realize that the same reality can be construed in many ways.

Besides more complex thinking and language, experiences that foster awareness of mental activities contribute to school-age children's more reflective, process-oriented view of the mind. In a study of rural children of Cameroon, Africa, those who attended school performed much better on theory-of-mind tasks (Vinden, 2002). In school, teachers often call attention to the

(a) Jason has a letter from a friend. Lisa wants to read the letter, but Jason doesn't want her to. Jason puts the letter under his pillow.

(b) Jason leaves the room to help his mother.

(c) While Jason is gone, Lisa takes the letter and reads it. Jason returns and watches Lisa, but Lisa doesn't see Jason. Then Lisa puts the letter in Jason's desk.

FIGURE 9.6 A second-order false-belief task. After relating the story in the sequence of pictures, the researcher asks a second-order false-belief question: "Where does Lisa think Jason will look for the letter? Why?" Around age 7, children answer correctly—that Lisa thinks Jason will look under his pillow because Lisa doesn't know that Jason saw her put the letter in the desk. (Adapted from Astington, Pelletier, & Homer, 2002.)

workings of the mind by asking children to remember mental steps, share points of view with peers, and evaluate their own and others' reasoning.

Cognitive Self-Regulation

Although metacognition expands, school-age children often have difficulty putting what they know about thinking into action. They are not yet good at **cognitive self-regulation,** the process of continuously monitoring progress toward a goal, checking outcomes, and redirecting unsuccessful efforts. For example, Lizzie is aware that she should group items when memorizing, reread a complicated paragraph to make sure she understands it, and relate new information to what she already knows. But she does not always engage in these activities.

To study cognitive self-regulation, researchers sometimes look at the impact of children's awareness of memory strategies on how well they remember. By second grade, the more children know about memory strategies, the more they recall—a relationship that strengthens over middle childhood (Pierce & Lange, 2000). And when children apply a strategy consistently, their knowledge of strategies strengthens, resulting in a bidirectional association between metacognition and strategy use that enhances self-regulation (Schlagmüller & Schneider, 2002).

Why does cognitive self-regulation develop gradually? Monitoring and controlling task outcomes is cognitively demanding, requiring constant evaluation of effort and progress. Throughout elementary and secondary school, self-regulation predicts academic success (Valiente et al., 2008; Zimmerman & Cleary, 2009). Students who do well in school know whether their learning is going well. If they encounter obstacles, they take steps to address them—for example, organize the learning environment, review confusing material, or seek support from more expert adults or peers. This active, purposeful approach contrasts sharply with the passive orientation of students who achieve poorly.

Parents and teachers play vital roles in promoting children's self-regulation (Larkin, 2010). In one study, researchers observed parents helping their children with problem solving during the summer before third grade. Parents who patiently pointed out important features of the task and suggested strategies had children who, in the classroom, more often discussed ways to approach problems and monitored their own performance (Stright et al., 2002). Explaining the effectiveness of strategies is particularly helpful because it provides a rationale for future action.

Children who acquire effective self-regulatory skills develop a sense of *academic self-efficacy*—confidence in their own ability, which supports future self-regulation (Zimmerman & Moylan, 2009). Unfortunately, some children receive messages from parents and teachers that seriously undermine their academic self-esteem and self-regulatory skills. We will consider these *learned-helpless* children, along with ways to help them, in Chapter 10.

Applications of Information Processing to Academic Learning

Fundamental discoveries about the development of information processing have been applied to children's learning of reading and mathematics. Researchers are identifying the cognitive ingredients of skilled performance, tracing their development, and pinpointing differences in cognitive skills between good and poor learners. They hope, as a result, to design teaching methods that will improve children's learning.

Reading. Reading makes use of many skills at once, taxing all aspects of our information-processing system. Joey and Lizzie must perceive single letters and letter combinations, translate them into speech sounds, recognize the visual appearance of many common words, hold chunks of text in working memory

while interpreting their meaning, and combine the meanings of various parts of a text passage into an understandable whole. Because reading is so demanding, most or all of these skills must be done automatically. If one or more are poorly developed, they will compete for space in our limited working memories, and reading performance will decline.

As children make the transition from emergent literacy to conventional reading, *phonological awareness* (see page 242 in Chapter 7) continues to predict reading (and spelling) progress. Other information-processing skills also contribute. Gains in processing speed foster children's rapid conversion of visual symbols into sounds (McBride-Chang & Kail, 2002). Visual scanning and discrimination play important roles and improve with reading experience (Rayner, Pollatsek, & Starr, 2003). Performing all these skills efficiently releases working memory for higher-level activities involved in comprehending the text's meaning.

Until recently, researchers were involved in an intense debate over how to teach beginning reading. Those who took a **whole-language approach** argued that from the beginning, children should be exposed to text in its complete form—stories, poems, letters, posters, and lists—so that they can appreciate the communicative function of written language. According to this view, as long as reading is kept whole and meaningful, children will be motivated to discover the specific skills they need. Other experts advocated a **phonics approach,** believing that children should first be coached on *phonics*—the basic rules for translating written symbols into sounds. Only after mastering these skills should they get complex reading material.

Many studies show that children learn best with a mixture of both approaches. In kindergarten and first and second grades, teaching that includes phonics boosts reading scores, especially for children who lag behind in reading progress (Stahl & Miller, 2006; Xue & Meisels, 2004). And when teachers combine real reading and writing with teaching of phonics and engage in other excellent teaching practices—encouraging children to tackle reading challenges and integrating reading into all school subjects—first graders show far greater literacy progress (Pressley et al., 2002).

Why might combining phonics with whole language work best? Learning relationships between letters and sounds enables children to *decode,* or decipher, words they have never seen before. Children who enter school low in phonological awareness make far better reading progress when given training in phonics (Casalis & Cole, 2009). Yet too much emphasis on basic skills may cause children to lose sight of the goal of reading: understanding. Children who read aloud fluently without registering meaning know little about effective metacognitive reading strategies—for example, that they must read more carefully if they will be tested than if they are reading for pleasure, or that explaining a passage in their own words is a good way to assess comprehension. Providing instruction aimed at increasing knowledge and use of reading strategies enhances reading performance from third grade on (McKeown & Beck, 2009; Paris & Paris, 2006).

Mathematics. Mathematics teaching in elementary school builds on and greatly enriches children's informal knowledge of number concepts and counting. Written notation systems and formal computational procedures enhance children's ability to represent numbers and compute. Over the early elementary school years, children acquire basic math facts through a combination of frequent practice, experimentation with diverse computational procedures (through which they discover faster, more accurate techniques), reasoning about number concepts, and teaching that conveys effective strategies. Eventually children retrieve answers automatically and apply this knowledge to more complex problems.

Arguments about how to teach mathematics resemble those in reading, pitting drill in computing against "number sense," or understanding. Again, a blend of both approaches is most beneficial (Fuson, 2009). In learning basic math, poorly performing students use cumbersome techniques or try to retrieve answers from memory too soon. They have not sufficiently experimented with strategies to see which are most effective and to reorganize their observations in logical, efficient ways—for example, noticing that multiplication problems involving 2 (2×8) are equivalent to addition doubles ($8 + 8$). On tasks that assess their understanding of math concepts, their performance is weak (Canobi, 2004; Canobi, Reeve, & Pattison, 2003). This suggests that encouraging students to apply strategies and making sure they understand why certain strategies work well are essential for solid mastery of basic math.

A similar picture emerges for more complex skills, such as carrying in addition, borrowing in subtraction, and operating with decimals and fractions. Children taught by rote cannot apply the procedure to new problems. Instead, they persistently make mistakes, following a "math rule" that they recall incor-

© ELLEN B. SENISI PHOTOGRAPHY

By using manipulative materials to understand number and place value, these first graders gain conceptual knowledge that helps them become more effective math problem solvers.

rectly because they do not understand it (Carpenter et al., 1999). Consider the following subtraction errors:

$$\begin{array}{r} 427 \\ -\ 138 \\ \hline 311 \end{array} \qquad \begin{array}{r} 7{,}002 \\ -\ 5{,}445 \\ \hline 1{,}447 \end{array}$$

In the first problem, the child subtracts a smaller from a larger digit, regardless of which is on top. In the second, the child skips columns with zeros in a borrowing operation, and the bottom digit is written as the answer.

Children who are given rich opportunities to experiment with problem solving, to grasp the reasons behind strategies, and to evaluate solution techniques seldom make such errors. In one study, second graders taught in these ways not only mastered correct procedures but even invented their own successful strategies, some of which were superior to standard, school-taught methods (Fuson & Burghard, 2003).

In Asian countries, students receive a variety of supports for acquiring mathematical knowledge and often excel at both math reasoning and computation. Use of the metric system helps Asian children grasp place value. The consistent structure of number words in Asian languages (*ten-two* for 12, *ten-three* for 13) also makes this idea clear (Miura & Okamoto, 2003). And because Asian number words are shorter and more quickly pronounced, more digits can be held in working memory at once, increasing the speed of thinking. Furthermore, Chinese parents provide their preschoolers with extensive practice in counting and adding—experiences that contribute to the superiority of Chinese over U.S. children's math knowledge even before school entry (Siegler & Mu, 2008; Zhou et al., 2006). Finally, as we will see later in this chapter, compared with lessons in the United States, those in Asian classrooms devote more time to exploring math concepts and strategies and less to drill and repetition.

ASK YOURSELF

REVIEW Cite evidence that school-age children view the mind as an active, constructive agent.

CONNECT Explain why gains in working-memory capacity and executive-function skills are vital for mastery of reading and math in middle childhood.

APPLY Lizzie knows that if you have difficulty learning part of a task, you should devote extra attention to that part. But she plays each of her piano pieces from beginning to end instead of practicing the hard parts. What explains Lizzie's failure to engage in cognitive self-regulation?

REFLECT In your own elementary school math education, how much emphasis was placed on computational drill and how much on understanding of concepts? How do you think that balance affected your interest and performance in math?

Individual Differences in Mental Development

Around age 6, IQ becomes more stable than it was at earlier ages, and it correlates moderately well with academic achievement, typically around .50 to .60. And children with higher IQs are more likely when they grow up to attain higher levels of education and enter more prestigious occupations (Brody, 1997; Deary et al., 2007). Because IQ predicts school performance and educational attainment, it often enters into educational decisions. Do intelligence tests accurately assess the school-age child's ability to profit from academic instruction? Let's look closely at this controversial issue.

Defining and Measuring Intelligence

Virtually all intelligence tests provide an overall score (the IQ), which represents *general intelligence,* or reasoning ability, along with an array of separate scores measuring specific mental abilities. But intelligence is a collection of many capacities, not all of which are included on currently available tests (Carroll, 2005; Sternberg, 2005). Test designers use a complicated statistical technique called *factor analysis* to identify the various abilities that intelligence tests measure. It identifies which sets of test items cluster together, meaning that test-takers who do well on one item in a cluster tend to do well on the others. Distinct clusters are called *factors,* each of which represents an ability. See Figure 9.7 on page 310 for items typically included in intelligence tests for children.

The intelligence tests given from time to time in classrooms are *group-administered tests.* They permit large numbers of students to be tested at once and are useful for instructional planning and for identifying children who require more extensive evaluation with *individually administered tests.* Unlike group tests, which teachers can give with minimal training, individually administered tests demand considerable training and experience to give well. The examiner not only considers the child's answers but also observes the child's behavior, noting such reactions as attention to and interest in the tasks and wariness of the adult. These observations provide insight into whether the test results accurately reflect the child's abilities. Two individual tests—the Stanford-Binet and the Wechsler—are often used to identify highly intelligent children and to diagnose children with learning problems.

The contemporary descendant of Alfred Binet's first successful intelligence test is the *Stanford-Binet Intelligence Scales,* Fifth Edition, for individuals from age 2 to adulthood. In addition to general intelligence, it assesses five intellectual factors: general knowledge, quantitative reasoning, visual–spatial processing, working memory, and basic information processing (such as speed of analyzing information). Each factor includes both a verbal mode and a nonverbal mode of testing, yielding 10 subtests in all (Roid, 2003). The nonverbal subtests, which do not require spoken language, are especially useful when

TYPICAL VERBAL ITEMS

Vocabulary	Tell me what *carpet* means.
General Information	What day of the week comes right after Thursday?
Verbal Comprehension	Why do we need police officers?
Similarities	How are a ship and a train alike?
Arithmetic	If a $60 jacket is 25% off, how much does it cost?

TYPICAL PERCEPTUAL- AND SPATIAL-REASONING ITEMS

Block Design Make these blocks look just like the picture.

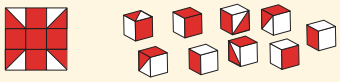

Picture Concepts Choose one object from each row to make a group of objects that goes together.

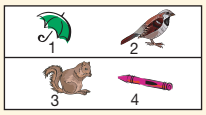

Spatial Visualization Which of the boxes on the right can be made from the pattern on the left?

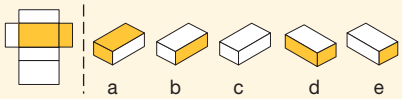

TYPICAL WORKING-MEMORY ITEMS

Digit Span Repeat these digits in the same order. Now repeat these digits (a similar series) backward.
2, 6, 4, 7, 1, 8

Letter–Number Sequencing Repeat these numbers and letters, first giving the numbers, then the letters, each in correct sequence.
8 G 4 B 5 N 2

TYPICAL PROCESSING-SPEED ITEM

Symbol Search If the shape on the left is the same as any of those on the right, mark YES. If the shape is not the same, mark NO. Work as quickly as you can without making mistakes.

FIGURE 9.7 Test items like those on commonly used intelligence tests for children. The verbal items emphasize culturally loaded, fact-oriented information. The perceptual- and spatial-reasoning, working-memory, and processing-speed items emphasize aspects of information processing and are assumed to assess more biologically based skills.

assessing individuals with limited English, hearing impairments, or communication disorders. The knowledge and quantitative reasoning factors emphasize culturally loaded, fact-oriented information, such as vocabulary and arithmetic problems. In contrast, the visual–spatial processing, working-memory, and basic information-processing factors are assumed to be less culturally biased (see the spatial visualization item in Figure 9.7).

The *Wechsler Intelligence Scale for Children (WISC-IV)* is the fourth edition of a widely used test for 6- through 16-year-olds (Wechsler, 2003). It measures general intelligence and four broad factors: verbal reasoning, perceptual (or visual–spatial) reasoning, working memory, and processing speed. Each factor is made up of two or three subtests, yielding 10 separate scores in all. The WISC-IV was designed to downplay culturally dependent knowledge, which is emphasized on only one factor (verbal reasoning). According to the test designers, the result is the most "culture-fair" intelligence test available (Williams, Weis, & Rolfhus, 2003). The WISC was also the first test to be standardized on children representing the total population of the United States, including ethnic minorities.

Recent Efforts to Define Intelligence

As we have seen, mental tests now tap important aspects of information processing. In line with this trend, some researchers combine the mental testing approach to defining intelligence with the information-processing approach. They believe that once we identify the processing skills that separate individuals who test well from those who test poorly, we will know more about how to intervene to improve performance. These investigators conduct *componential analyses* of children's test scores. This means that they look for relationships between aspects (or components) of information processing and children's intelligence test scores.

Processing speed, assessed in terms of reaction time on diverse cognitive tasks, is moderately related to IQ (Deary, 2001; Li et al., 2004). Individuals whose nervous systems function more efficiently, permitting them to take in information and manipulate it quickly, appear to have an edge in intellectual skills.

But flexible attention, memory, and reasoning strategies are as important as efficient thinking in predicting IQ, and they explain some of the association between response speed and good test performance (Lohman, 2000; Miller & Vernon, 1992). Children who apply strategies effectively acquire more knowledge and can retrieve it rapidly—advantages that carry over to mental test performance. Similarly, available space in working memory depends in part on effective inhibition (the ability to keep one's mind from straying to irrelevant thoughts). Inhibition and sustained and selective attention are among a wide array of attentional skills that are good predictors of IQ (Schweizer, Moosbrugger, & Goldhammer, 2006).

The componential approach has one major shortcoming: It regards intelligence as entirely due to causes within the child. Throughout this book, we have seen how cultural and situational factors affect children's thinking. Robert Sternberg has expanded componential approach into a comprehensive theory that regards intelligence as a product of inner and outer forces.

Sternberg's Triarchic Theory. As Figure 9.8 shows, Sternberg's (2001, 2005, 2008) **triarchic theory of successful intelligence** identifies three broad, interacting intelligences: (1) *analytical intelligence,* or information-processing skills; (2) *creative intelligence,* the capacity to solve novel problems; and (3) *practical intelligence,* application of intellectual skills in everyday situations. Intelligent behavior involves balancing all

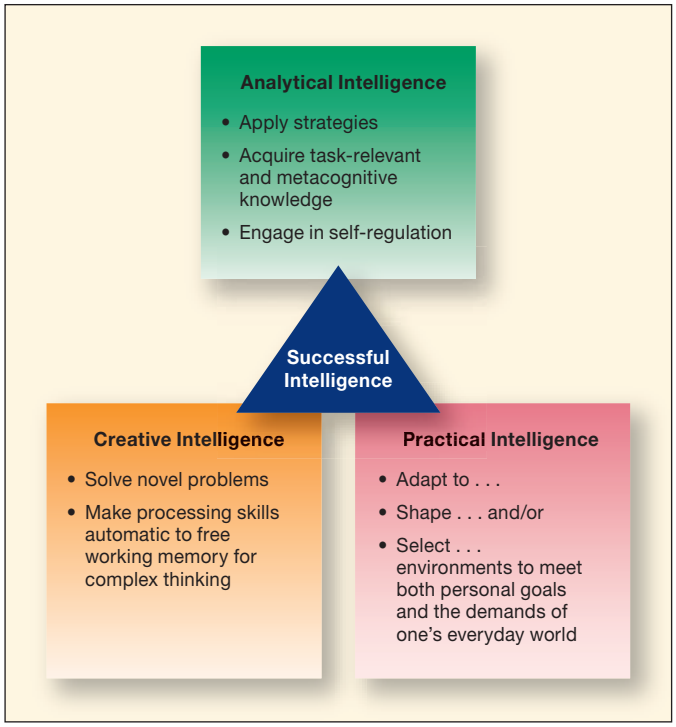

FIGURE 9.8 Sternberg's triarchic theory of successful intelligence. People who behave intelligently balance three interrelated intelligences—analytical, creative, and practical—to achieve success in life, defined by their personal goals and the requirements of their cultural communities.

three to succeed in life according to one's personal goals and the requirements of one's cultural community.

Analytical Intelligence. *Analytical intelligence* consists of the information-processing components that underlie all intelligent acts: applying strategies, acquiring task-relevant and metacognitive knowledge, and engaging in self-regulation. But on mental tests, processing skills are used in only a few of their potential ways, resulting in far too narrow a view of intelligent behavior.

Creative Intelligence. In any context, success depends not only on processing familiar information but also on generating useful solutions to new problems. People who are *creative* think more skillfully than others when faced with novelty. Given a new task, they apply their information-processing skills in exceptionally effective ways, rapidly making these skills automatic so that working memory is freed for more complex aspects of the situation. Consequently, they quickly move to high-level performance. Although all of us are capable of some creativity, only a few individuals excel at generating novel solutions.

Practical Intelligence. Finally, intelligence is a *practical,* goal-oriented activity aimed at *adapting to, shaping,* or *selecting environments.* Intelligent people skillfully *adapt* their thinking to fit with both their desires and the demands of their everyday worlds. When they cannot adapt to a situation, they try to *shape,* or change, it to meet their needs. If they cannot shape it, they *select* new contexts that better match their skills, values, or goals. Practical intelligence reminds us that intelligent behavior is never culture-free. Children with certain life histories do well at the behaviors required for success on intelligence tests and adapt easily to the testing conditions. Others, with different backgrounds, may misinterpret or reject the testing context. Yet such children often display sophisticated abilities in daily life—for example, telling stories, engaging in complex artistic activities, or interacting skillfully with other people.

The triarchic theory highlights the complexity of intelligent behavior and the limitations of current intelligence tests in assessing that complexity. For example, out-of-school, practical forms of intelligence are vital for life success and help explain why cultures vary widely in the behaviors they regard as intelligent (Sternberg et al., 2000). When researchers asked ethnically diverse parents to describe an intelligent first grader, Caucasian Americans mentioned cognitive traits. In contrast, ethnic minorities (Cambodian, Filipino, Vietnamese, and Mexican immigrants) identified noncognitive capacities—motivation, self-management, and social skills (Okagaki & Sternberg, 1993). According to Sternberg, mental tests can easily underestimate, and even overlook, the intellectual strengths of some children, especially ethnic minorities.

Gardner's Theory of Multiple Intelligences. In yet another view of how information-processing skills underlie intelligent behavior, Howard Gardner's (1983, 1993, 2000) **theory of multiple intelligences** defines intelligence in terms of distinct sets of processing operations that permit individuals to engage in a wide range of culturally valued activities. Dismissing the idea of general intelligence, Gardner proposes at least eight independent intelligences (see Table 9.1 on page 312).

© AGE FOTOSTOCK/ROBERT HARDING

According to Gardner, people are capable of at least eight distinct intelligences. Through a project aimed at improving sea turtle nesting habitats, these children expand and enrich their naturalist intelligence.

TABLE 9.1 Gardner's Multiple Intelligences

INTELLIGENCE	PROCESSING OPERATIONS	END-STATE PERFORMANCE POSSIBILITIES
Linguistic	Sensitivity to the sounds, rhythms, and meaning of words and the functions of language	Poet, journalist
Logico-mathematical	Sensitivity to, and capacity to detect, logical or numerical patterns; ability to handle long chains of logical reasoning	Mathematician
Musical	Ability to produce and appreciate pitch, rhythm (or melody), and aesthetic quality of the forms of musical expressiveness	Instrumentalist, composer
Spatial	Ability to perceive the visual–spatial world accurately, to perform transformations on those perceptions, and to re-create aspects of visual experience in the absence of relevant stimuli	Sculptor, navigator
Bodily-kinesthetic	Ability to use the body skillfully for expressive as well as goal-directed purposes; ability to handle objects skillfully	Dancer, athlete
Naturalist	Ability to recognize and classify all varieties of animals, minerals, and plants	Biologist
Interpersonal	Ability to detect and respond appropriately to the moods, temperaments, motivations, and intentions of others	Therapist, salesperson
Intrapersonal	Ability to discriminate complex inner feelings and to use them to guide one's own behavior; knowledge of one's own strengths, weaknesses, desires, and intelligences	Person with detailed, accurate self-knowledge

Sources: Gardner, 1993, 1998, 2000.

Gardner believes that each intelligence has a unique biological basis, a distinct course of development, and different expert, or "end-state," performances. At the same time, he emphasizes that a lengthy process of education is required to transform any raw potential into a mature social role (Connell, Sheridan, & Gardner, 2003). Cultural values and learning opportunities affect the extent to which a child's intellectual strengths are realized and the ways they are expressed.

Gardner's list of abilities has yet to be firmly grounded in research. Neurological evidence for the independence of his abilities is weak. Some exceptionally gifted individuals have abilities that are broad rather than limited to a particular domain (Piirto, 2007). And research with mental tests suggests that several of Gardner's intelligences (linguistic, logico-mathematical, and spatial) have common features. Nevertheless, Gardner calls attention to several intelligences not tapped by IQ scores. For example, his interpersonal and intrapersonal intelligences include a set of capacities for dealing with people and understanding oneself. As the Social Issues: Health box on the following page indicates, researchers are attempting to define, measure, and foster these vital abilities.

Explaining Individual and Group Differences in IQ

When we compare individuals in terms of academic achievement, years of education, and occupational status, it quickly becomes clear that certain sectors of the population are advantaged over others. In trying to explain these differences, researchers have compared the IQ scores of ethnic and SES groups. American black children and adolescents score, on average, 10 to 12 IQ points below American white children. Although the difference has been shrinking over the past several decades, a substantial gap remains (Edwards & Oakland, 2006; Flynn, 2007; Nisbett, 2009). Hispanic children fall midway between black and white children, and Asian Americans score slightly higher than their white counterparts—about 3 points (Ceci, Rosenblum, & Kumpf, 1998).

The gap between middle- and low-SES children—about 9 points—accounts for some of the ethnic differences in IQ, but not all. Matching black and white children on parental education and income reduces the black–white IQ gap by a third to a half (Brooks-Gunn et al., 2003). Of course, IQ varies greatly *within* each ethnic and SES group. Still, these group differences are large enough and of serious enough consequence that they cannot be ignored.

In the 1970s, the IQ nature–nurture controversy escalated after psychologist Arthur Jensen (1969) published a controversial monograph entitled, "How Much Can We Boost IQ and Scholastic Achievement?" Jensen claimed—and still maintains—that heredity is largely responsible for individual, ethnic, and SES variations in intelligence (Jensen, 1998, 2001; Rushton & Jensen, 2006, 2010). His work sparked an outpouring of research and responses, including ethical challenges reflecting deep concern that his conclusions would fuel social prejudices. Richard Herrnstein and Charles Murray rekindled the controversy with *The Bell Curve* (1994). Like Jensen, they argued that heredity contributes substantially to individual and SES differences in IQ, and they implied that heredity plays a sizable role in the black–white IQ gap. Let's look closely at some important evidence.

Nature versus Nurture. In Chapter 2, we introduced the *heritability estimate.* The most powerful evidence on the

Social Issues: Health

Emotional Intelligence

During recess, Emily handed a birthday party invitation to every fifth-grade girl except Claire, who looked on sadly as her classmates chattered about the party. But one of Emily's friends, Jessica, looked troubled. Pulling Emily aside, she exclaimed, "Why'd you do that? You hurt Claire's feelings—you embarrassed her! If you bring invitations to school, you've got to give everybody one!" After school, Jessica comforted Claire, saying, "If you aren't invited, I'm not going, either!"

Jessica's IQ is only slightly above average, but she excels at *emotional intelligence*—a term that has captured public attention because of popular books suggesting that it is an overlooked set of skills that can greatly improve life success (Goleman, 1995, 1998). According to one influential definition, **emotional intelligence** refers to a set of emotional abilities that enable individuals to process and adapt to emotional information (Salovey & Pizarro, 2003). To measure it, researchers have devised items tapping emotional skills that enable people to manage their own emotions and interact competently with others. One test requires individuals to identify and rate the strength of emotions expressed in photographs of faces (emotional perception), to reason about emotions in social situations (emotion understanding), to identify which emotions promote certain thoughts and activities (emotional facilitation), and to evaluate the effectiveness of strategies for controlling negative emotions (emotion regulation). Factor analyses of the scores of hundreds of test-takers identified several emotional capacities as well as a higher-order general factor (Mayer, Salovey, & Caruso, 2003).

Emotional intelligence is no more than modestly related to IQ. And among school-age children, adolescents, and adults, it is positively associated with self-esteem, empathy, prosocial behavior, cooperation, leadership skills, and life satisfaction and negatively related to drug and alcohol use, dependency, depression, and aggressive behavior (Brackett, Mayer, & Warner, 2004; Mavroveli et al., 2009; Petrides et al., 2006). In adulthood, emotional intelligence predicts many aspects of workplace success, including managerial effectiveness, productive co-worker relationships, and job performance (Mayer, Salovey, & Caruso, 2008).

Only a few assessments of emotional intelligence are available for children. These require careful training of teachers in observing and recording children's emotional skills during everyday activities, gathering information from parents, and taking ethnic backgrounds into account (Denham, 2005). As more and better measures are devised, they may help identify children with weak social and emotional competencies who would profit from intervention (Stewart-Brown & Edmunds, 2007).

The concept of emotional intelligence has increased teachers' awareness that providing experiences that meet students' social and emotional needs can improve their adjustment. Lessons that teach emotional understanding, respect and caring for others, strategies for regulating emotion, and resistance to unfavorable peer pressure—using active learning techniques that provide skill practice both in and out of the classroom—are becoming more common (Bowkett & Percival 2011).

© ELLEN B. SENISI PHOTOGRAPHY

The 9-year-old on the right displays high emotional intelligence, accurately identifying his friend's emotion as anger and calmly talking over their disagreement.

heritability of IQ involves twin comparisons. The IQ scores of identical twins (who share all their genes) are more similar than those of fraternal twins (who are genetically no more alike than ordinary siblings). On the basis of this and other kinship evidence, researchers estimate that about half the differences in IQ among children can be traced to their genetic makeup.

Recall, however, that heritabilities risk overestimating genetic influences and underestimating environmental influences (Grigorenko, 2000; Plomin, 2003). And heritability estimates do not reveal the complex processes through which genes and experiences influence intelligence as children develop.

Adoption studies offer a wider range of information. When young children are adopted into caring, stimulating homes, their IQs rise substantially compared with the IQs of nonadopted children who remain in economically deprived families (van IJzendoorn, Juffer, & Poelhuis, 2005). But adopted children benefit to varying degrees. In one investigation, children of two extreme groups of biological mothers—those with IQs below 95 and those with IQs above 120—were adopted at birth by parents who were well above average in income and education. During the school years, the children of the low-IQ biological mothers scored above average in IQ. But they did not do as well as children of high-IQ biological mothers placed in similar adoptive families (Loehlin, Horn, & Willerman, 1997). Adoption research confirms that heredity and environment contribute jointly to IQ.

Adoption research also sheds light on the black–white IQ gap. In two studies, African-American children adopted into

economically well-off white homes during the first year of life scored high on intelligence tests, attaining mean IQs of 110 and 117 by middle childhood (Moore, 1986; Scarr & Weinberg, 1983). The IQ gains of black children "reared in the culture of the tests and schools" are consistent with a wealth of evidence that poverty severely depresses the intelligence of ethnic minority children (Nisbett, 2009).

Furthermore, a dramatic *secular trend* in mental test performance—a generational rise in average IQ in both industrialized nations and the developing world—supports the role of environmental factors. The greatest gains have occurred on tests of spatial reasoning—tasks often assumed to be "culture fair" and, therefore, more genetically based (Flynn, 2007). The existence of a large, environmentally induced secular trend that exceeds the black–white IQ gap presents another major challenge to the assumption that ethnic variations in IQ are mostly genetic.

Cultural Influences. A controversial question raised about ethnic differences in IQ has to do with whether they result from *test bias.* If a test samples knowledge and skills that not all groups of children have had equal opportunity to learn, or if the testing situation impairs the performance of some groups but not others, then the resulting score is a biased, or unfair, measure.

Some experts claim that because IQ predicts academic achievement equally well for majority and minority children, intelligence tests are fair to both groups. The tests, they say, represent success in the common culture (Edwards & Oakland, 2006; Jensen, 2002). Others believe that lack of exposure to certain communication styles and knowledge, along with negative stereotypes about the test-taker's ethnic group, can undermine children's performance (Ceci & Williams, 1997; Sternberg, 2005). Let's look at the evidence.

Communication Styles. Ethnic minority families often foster unique language skills that do not match the expectations of most classrooms and testing situations. An observational study carried out in low-SES African-American homes in a southeastern U.S. city revealed that the black parents rarely asked their children knowledge-training questions ("What color is it?" "What's this story about?"), which are typical of middle-SES white parents and of tests and classrooms. Instead, the black parents asked analogy questions ("What's that like?") or story-starter questions ("Did you hear Sally this morning?") that called for elaborate responses about everyday events and had no "right" answer. These experiences led the black children to develop complex verbal skills at home. But their language emphasized storytelling and emotional and social concerns rather than factual knowledge. When the black children started school, many were unfamiliar with and confused by the "objective" questions they encountered on tests and in classrooms.

Furthermore, many ethnic minority parents without extensive schooling prefer a *collaborative style of communication* when completing tasks with children. They work together in a coordinated, fluid way, each focused on the same aspect of the problem. This pattern of adult–child engagement has been observed in Native-American, Canadian Inuit, Hispanic, and Guatemalan Mayan cultures (Chavajay & Rogoff, 2002; Crago, Annahatak, & Ningiuruvik, 1993; Paradise & Rogoff, 2009). With increasing education, parents establish a *hierarchical style of communication,* like that of classrooms and tests. The parent directs each child to carry out an aspect of the task, and children work independently. This sharp discontinuity between home and school practices may contribute to low-SES minority children's lower IQs and school performance.

Knowledge. Many researchers argue that IQ scores are affected by specific information acquired as part of majority-culture upbringing. Consistent with this view, low-SES African-American children often miss vocabulary words on mental tests that have alternative meanings in their cultural community—for example, interpreting the word *frame* as "physique" and *wrapping* as "rapping," referring to the style of music (Champion, 2003a).

Even nonverbal test items, such as spatial reasoning, depend on learning opportunities. For example, using small blocks to duplicate designs and playing video games requiring mental rotation of visual images increase success on spatial tasks (Dirks, 1982; Maynard, Subrahmanyam, & Greenfield, 2005). Low-income minority children, who often grow up in more "people-oriented" than "object-oriented" homes, may lack toys and games that promote certain intellectual skills.

Furthermore, the sheer amount of time a child spends in school predicts IQ. When children of the same age enrolled in different grades are compared, those who have been in school longer score higher on intelligence tests (Ceci, 1991, 1999). Taken together, these findings indicate that children's exposure to the knowledge and ways of thinking valued in classrooms has a sizable impact on their intelligence test performance.

Stereotypes. Imagine trying to succeed at an activity when the prevailing attitude is that members of your group are incompetent. **Stereotype threat**—the fear of being judged on the basis of a negative stereotype—can trigger anxiety that interferes

© ELLEN B. SENISI PHOTOGRAPHY

School-age children, especially those from stigmatized groups, become increasingly conscious of ethnic stereotypes. Fear of being judged on the basis of a negative stereotype may be behind this child's reluctance to try a new task in school.

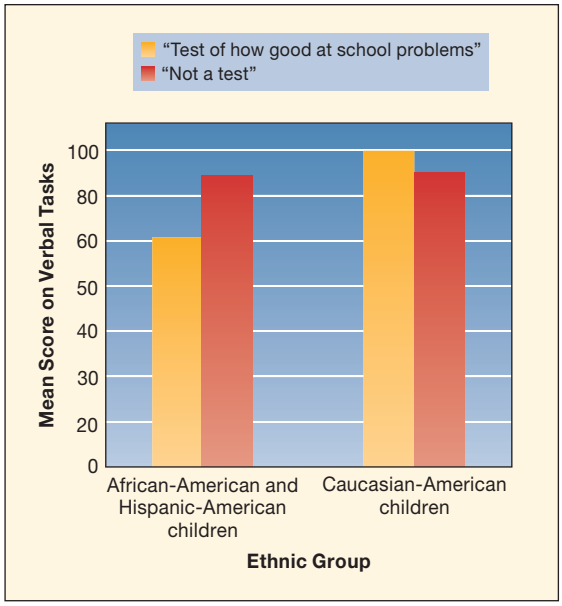

FIGURE 9.9 Effect of stereotype threat on test performance. Among African-American and Hispanic-American children who were aware of ethnic stereotypes, being told that verbal tasks were a "test of how good children are at school problems" led to far worse performance than being told the tasks were "not a test." These statements had little impact on the performance of Caucasian-American children. (Adapted from McKown & Weinstein, 2003.)

with performance. Mounting evidence confirms that stereotype threat undermines test taking in children and adults (McKown & Strambler, 2009; Steele, 1997). For example, researchers gave African-American, Hispanic, and Caucasian 6- to 10-year-olds verbal tasks. Some children were told that the tasks were "not a test." Others were told they were "a test of how good children are at school problems"—a statement designed to induce stereotype threat in the ethnic minority children (McKown & Weinstein, 2003). Among children who were aware of ethnic stereotypes (such as "black people aren't smart"), African Americans and Hispanics performed far worse in the "test" condition than in the "not a test" condition. Caucasian children, in contrast, performed similarly in both conditions (see Figure 9.9).

Over middle childhood, children become increasingly conscious of ethnic stereotypes, and those from stigmatized groups are especially mindful of them. By early adolescence, many low-SES minority students start to devalue doing well in school, saying it is not important to them (Cooper & Huh, 2008). Self-protective disengagement, sparked by stereotype threat, may be responsible. This weakening of motivation can have serious, long-term consequences. Research shows that self-discipline—effort and delay of gratification—predicts school performance at least as well as, and sometimes better than, IQ does (Duckworth & Seligman, 2005).

Reducing Cultural Bias in Testing. Although not all experts agree, many acknowledge that IQ scores can underestimate the intelligence of children from ethnic minority groups. A special concern exists about incorrectly labeling minority children as slow learners and assigning them to remedial classes, which are far less stimulating than regular school experiences. To avoid this danger, test scores need to be combined with assessments of children's adaptive behavior—their ability to cope with the demands of their everyday environments. The child who does poorly on an intelligence test yet plays a complex game on the playground or figures out how to rewire a broken TV is unlikely to be mentally deficient.

In addition, culturally relevant testing procedures enhance minority children's test performance. In an approach called **dynamic assessment,** an innovation consistent with Vygotsky's zone of proximal development, an adult introduces purposeful teaching into the testing situation to find out what the child can attain with social support. Research shows that children's receptivity to teaching and their capacity to transfer what they have learned to novel problems contribute substantially to gains in test performance (Haywood & Lidz, 2007; Sternberg & Grigorenko, 2002). In one study, Ethiopian 6- and 7-year-olds who had recently immigrated to Israel scored well below their Israeli-born agemates on spatial reasoning tasks. The Ethiopian children had little experience with this type of thinking. After several dynamic assessment sessions in which the adult suggested effective strategies, the Ethiopian children's scores rose sharply, nearly equaling those of the Israeli-born children (Tzuriel & Kaufman, 1999). They also transferred their learning to new test items.

In view of its many problems, should intelligence testing in schools be suspended? Most experts reject this solution. Without testing, important educational decisions would be based only on subjective impressions, perhaps increasing discriminatory placement of minority children. Intelligence tests are useful when interpreted carefully by psychologists and educators who are sensitive to cultural influences on test performance. And despite their limitations, IQ scores continue to be fairly accurate measures of school learning potential for the majority of Western children.

© LAURA DWIGHT PHOTOGRAPHY

This teacher uses dynamic assessment, tailoring instruction to students' individual needs—an approach that reveals what each child can learn with social support.

ASK YOURSELF

REVIEW Using Sternberg's triarchic theory and Gardner's theory of multiple intelligences, explain the limitations of current intelligence tests in assessing the diversity of human intelligence.

CONNECT Explain how dynamic assessment is consistent with Vygotsky's zone of proximal development and with scaffolding. (See Chapter 7, page 234.)

APPLY Josefina, a Hispanic fourth grader, does well on homework assignments. But when her teacher announces, "It's time for a test to see how much you've learned," Josefina usually does poorly. How might stereotype threat explain this inconsistency?

REFLECT Do you think that intelligence tests are culturally biased? What observations and evidence influenced your conclusions?

Language Development

Vocabulary, grammar, and pragmatics continue to develop in middle childhood, though less obviously than at earlier ages. In addition, children's attitude toward language undergoes a fundamental shift: They develop language awareness.

Schooling contributes greatly to these language competencies. Reflecting on language is extremely common during reading instruction. And fluent reading is a major new source of language learning (Ravid & Tolchinsky, 2002). As we will see, an improved ability to reflect on language grows out of literacy and supports many complex language skills.

Vocabulary

During the elementary school years, vocabulary increases fourfold, eventually exceeding comprehension of 40,000 words. On average, children learn about 20 new words each day, a rate of growth greater than in early childhood. In addition to the word-learning strategies discussed in Chapter 7, school-age children add to their vocabularies by analyzing the structure of complex words. From *happy* and *decide,* they quickly derive the meanings of *happiness* and *decision* (Larsen & Nippold, 2007). They also figure out many more word meanings from context (Nagy & Scott, 2000).

As at earlier ages, children benefit from conversation with more expert speakers, especially when their partners use and explain complex words (Weizman & Snow, 2001). But because written language contains a far more diverse and complex vocabulary than spoken language, reading contributes enormously to vocabulary growth. Children who engage in as little as 21 minutes of independent reading per day are exposed to nearly 2 million words per year (Cunningham & Stanovich, 1998).

As their knowledge expands and becomes better organized, older school-age children think about and use words more precisely: In addition to the verb *fall,* for example, they also use *topple, tumble,* and *plummet* (Berman, 2007). Word definitions also illustrate this change. Five- and 6-year-olds offer concrete descriptions referring to functions or appearance—*knife:* "when you're cutting carrots"; *bicycle:* "it's got wheels, a chain, and handlebars." By the end of elementary school, synonyms and explanations of categorical relationships appear—for example, *knife:* "something you could cut with. A saw is like a knife. It could also be a weapon" (Wehren, De Lisi, & Arnold, 1981). This advance reflects older children's ability to deal with word meanings on an entirely verbal plane. They can add new words to their vocabulary simply by being given a definition.

School-age children's more reflective, analytical approach to language permits them to appreciate the multiple meanings of words—to recognize, for example, that many words, such as *cool* or *neat,* have psychological as well as physical meanings: "What a cool shirt!" or "That movie was really neat!" This grasp of double meanings permits 8- to 10-year-olds to comprehend subtle metaphors, such as "sharp as a tack" and "spilling the beans" (Nippold, Taylor, & Baker, 1996; Wellman & Hickling, 1994). It also leads to a change in children's humor. Riddles and puns that alternate between different meanings of a key word are common: "Hey, did you take a bath?" "Why, is one missing?"

LOOK AND LISTEN

Record examples of 8- to 10-year-olds' humor, or examine storybooks for humor aimed at second through fourth graders. Does it require a grasp of the multiple meanings of words? ●

Grammar

During the school years, mastery of complex grammatical constructions improves. For example, English-speaking children use the passive voice more frequently, and they more often extend it from an abbreviated form ("It broke") into full statements ("The glass was broken by Mary") (Israel, Johnson, & Brooks, 2000; Tomasello, 2006). Although the passive form is challenging, language input makes a difference. When adults speak a language that emphasizes full passives, such as Inuktitut (spoken by the Inuit people of Arctic Canada), children produce them earlier (Allen & Crago, 1996).

Another grammatical achievement of middle childhood is advanced understanding of infinitive phrases—the difference between "John is eager to please" and "John is easy to please" (Berman, 2007; Chomsky, 1969). Like gains in vocabulary, appreciation of these subtle grammatical distinctions is supported by an improved ability to analyze and reflect on language.

Pragmatics

Improvements in *pragmatics,* the communicative side of language, also occur. Conversational strategies become more refined.

For example, school-age children are better at phrasing things to get their way. When an adult refuses to hand over a desired object, 9-year-olds, but not 5-year-olds, state their second requests more politely (Axia & Baroni, 1985).

Furthermore, as a result of improved memory, ability to take the perspective of listeners, and conversations with adults about past experiences, children's narratives increase in organization, detail, and expressiveness. A typical 4- or 5-year-old's narrative states what happened: "We went to the lake. We fished and waited. Paul caught a huge catfish." Six- and 7-year-olds add orienting information (time, place, participants) and connectives ("next," "then," "so," "finally") that lend coherence to the story. Gradually, narratives lengthen into a *classic form* in which events not only build to a high point but resolve: "After Paul reeled in the catfish, Dad cleaned and cooked it. Then we ate it all up!" And evaluative comments rise dramatically, becoming common by age 8 to 9: "The catfish tasted great. Paul was so proud!" (Melzi & Ely, 2009; Ukrainetz et al., 2005).

Because children pick up the narrative styles of significant adults in their lives, their narrative forms vary widely across cultures. For example, instead of the *topic-focused style* of most Caucasian-American school-age children, who describe an experience from beginning to end, African-American children often use a *topic-associating style* in which they blend several similar anecdotes. One 9-year-old related having a tooth pulled, then described seeing her sister's tooth pulled, next told how she had removed one of her baby teeth, and concluded, "I'm a pullin-teeth expert . . . call me, and I'll be over" (McCabe, 1997, p. 164). As a result, African-American children's narratives are usually longer and more complex than those of white children (Champion, 2003b).

The ability to generate clear oral narratives enhances reading comprehension and prepares children for producing longer, more explicit written narratives. In families who regularly eat meals together, children are advanced in language and literacy development (Snow & Beals, 2006). Mealtimes offer many opportunities to relate personal stories.

© TAMPA BAY TIMES/MELISSA LYTTLE/THE IMAGE WORKS

In families who regularly eat meals together, children are advanced in language and literacy development. Mealtimes offer many opportunities to relate complex, extended personal stories.

Learning Two Languages

Joey and Lizzie speak only one language—English, their native tongue. Yet throughout the world, many children grow up *bilingual,* learning two languages and sometimes more than two. An estimated 20 percent of U.S. children—10 million in all—speak a language other than English at home (U.S. Census Bureau, 2012b).

Bilingual Development. Children can become bilingual in two ways: (1) by acquiring both languages at the same time in early childhood or (2) by learning a second language after mastering the first. Children of bilingual parents who teach them both languages in infancy and early childhood separate the language systems early on and attain early language milestones according to a typical timetable (Conboy & Thal, 2006; Genesee & Nicoladis, 2007; Weikum et al., 2007). When school-age children acquire a second language after they already speak a first language, they generally take five to seven years to attain speaking and writing skills on a par with those of native-speaking agemates (Paradis, 2007).

As with first-language development, a *sensitive period* for second-language development exists. Mastery must begin sometime in childhood for most second-language learners to attain full proficiency (Hakuta, Bialystok, & Wiley, 2003). But a precise age cutoff for a decline in second-language learning has not been established. Rather, a continuous age-related decrease from childhood to adulthood occurs.

A large body of research shows that bilingualism has positive consequences for development. Children who are fluent in two languages outperform others on tests of selective attention, inhibition of irrelevant information, analytical reasoning, concept formation, and cognitive flexibility (Bialystok et al., 2009; Carlson & Meltzoff, 2008). They are also advanced in certain aspects of language awareness, such as detection of errors in grammar and meaning. And children readily transfer their phonological awareness skills in one language to the other, especially if the two languages share phonological features, as Spanish and English do (Siegal, Iozzi, & Surian, 2009; Snow & Kang, 2006). These capacities, as noted earlier, enhance reading achievement.

Bilingual Education. The advantages of bilingualism provide strong justification for bilingual education programs in schools. In Canada, about 7 percent of elementary school students are enrolled in *language immersion programs,* in which English-speaking children are taught entirely in French for several years. This strategy succeeds in developing children who are proficient in both languages and who, by grade 6, achieve as well in reading, writing, and math as their counterparts in the regular English program (Harley & Jean, 1999; Holobow, Genesee, & Lambert, 1991; Turnbull, Hart, & Lapkin, 2003).

In the United States, fierce disagreement exists over the question of how best to educate ethnic minority children with limited English proficiency. Some believe that time spent communicating in the child's native tongue detracts from English-language

achievement, which is crucial for success in school and at work. Other educators, committed to developing minority children's native language while fostering mastery of English, note that providing instruction in the native tongue lets minority children know that their heritage is respected. It also prevents inadequate proficiency in both languages. Minority children who gradually lose the first language as a result of being taught the second end up limited in both languages for a time (Ovando & Collier, 1998). This circumstance leads to serious academic difficulties and is believed to contribute to high rates of school failure and dropout among low-SES Hispanic young people, who make up nearly 50 percent of the U.S. language-minority population.

At present, public opinion and educational practice favor English-only instruction. Many U.S. states have passed laws declaring English to be their official language, creating conditions in which schools have no obligation to teach minority students in languages other than English. Yet in classrooms where both languages are integrated into the curriculum, minority children are more involved in learning and acquire the second language more easily—gains that predict better academic achievement (Guglielmi, 2008). In contrast, when teachers speak only in a language children can barely understand, minority children display frustration, boredom, and escalating academic difficulties (Kieffer, 2008). This downward spiral in achievement is greatest in high-poverty schools, where resources to support the needs of language-minority children are scarce.

Supporters of U.S. English-only education often point to the success of Canadian language immersion programs, in which classroom lessons are conducted in the second language. But Canadian parents enroll their children in immersion classrooms voluntarily, and both French and English are majority languages that are equally valued in Canada. For U.S. non-English-speaking minority children, whose native languages are not valued by the larger society, a different strategy seems necessary: one that promotes children's native-language skills while they learn English.

© CHRISTINA KENNEDY/PHOTOEDIT

The child on the left, a native Spanish speaker, benefits from an English–Spanish bilingual classroom, which sustains her native language while she masters English. And her native-English-speaking classmate has the opportunity to begin learning Spanish!

ASK YOURSELF

REVIEW Cite examples of how language awareness fosters language progress.

CONNECT How can bilingual education promote ethnic minority children's cognitive and academic development?

APPLY Ten-year-old Shana arrived home from soccer practice and remarked, "I'm wiped out!" Megan, her 5-year-old sister, looked puzzled. "What did'ya wipe out, Shana?" Megan asked. Explain Shana's and Megan's different understandings of this expression.

REFLECT Did you acquire a second language at home or study one in school? If so, when did you begin, and how proficient are you? What changes would you make in your second-language learning, and why?

Learning in School

Evidence cited throughout this chapter indicates that schools are vital forces in children's cognitive development. How do schools exert such a powerful influence? Research looking at schools as complex social systems—class size, educational philosophies, teacher–student relationships, and larger cultural context—provides important insights. As you read about these topics, refer to Applying What We Know on the following page, which summarizes characteristics of high-quality education in elementary school.

Class Size

As each school year began, Rena telephoned the principal's office to ask, "How large will Joey's and Lizzie's classes be?" Her concern is well-founded. In a large field experiment, more than 6,000 Tennessee kindergartners were randomly assigned to three class types: "small" (13 to 17 students), "regular" (22 to 25 students) with only a teacher, and regular with a teacher plus a full-time teacher's aide. These arrangements continued into third grade. Compared with students in regular-size classes, small-class students—especially ethnic minority children—scored higher in reading and math achievement each year (Mosteller, 1995). These gains persist from fourth through ninth grades, after children return to regular-size classes (Finn, Gerber, & Boyd-Zaharias, 2005; Nye, Hedges, & Konstantopoulos, 2001). And small-class size predicts academic progress even after diverse measures of teacher quality have been controlled (Brühwiler & Blatchford, 2011).

Why is small class size beneficial? With fewer children, teachers spend less time disciplining and more time teaching and giving individual attention. Also, children who learn in smaller groups show better concentration, higher-quality class participation, and more favorable attitudes toward school (Blatchford et al., 2003, 2007; Blatchford, Bassett, & Brown, 2005).

Applying What We Know

Signs of High-Quality Education in Elementary School

Classroom Characteristics	Signs of Quality
Class size	Optimum class size is no larger than 18 children.
Physical setting	Space is divided into richly equipped activity centers—for reading, writing, playing math or language games, exploring science, working on construction projects, using computers, and engaging in other academic pursuits. Spaces are used flexibly for individual and small-group activities and whole-class gatherings.
Curriculum	The curriculum helps children both achieve academic standards and make sense of their learning. Subjects are integrated so that children apply knowledge in one area to others. The curriculum is implemented through activities responsive to children's interests, ideas, and everyday lives, including their cultural backgrounds.
Daily activities	Teachers provide challenging activities that include opportunities for small-group and independent work. Groupings vary in size and makeup of children, depending on the activity and on children's learning needs. Teachers encourage cooperative learning and guide children in attaining it.
Interactions between teachers and children	Teachers foster each child's progress and use intellectually engaging strategies, including posing problems, asking thought-provoking questions, discussing ideas, and adding complexity to tasks. They also demonstrate, explain, coach, and assist in other ways, depending on each child's learning needs.
Evaluations of progress	Teachers regularly evaluate children's progress through written observations and work samples, which they use to enhance and individualize teaching. They help children reflect on their work and decide how to improve it. They also seek information and perspectives from parents on how well children are learning and include parents' views in evaluations.
Relationship with parents	Teachers forge partnerships with parents. They hold periodic conferences and encourage parents to visit the classroom anytime, to observe and volunteer.

Source: Copple & Bredekamp, 2009.

Educational Philosophies

Teachers' educational philosophies play a major role in children's learning. Two philosophical approaches have received most research attention. They differ in what children are taught, the way they are believed to learn, and how their progress is evaluated.

Traditional versus Constructivist Classrooms. In a **traditional classroom,** the teacher is the sole authority for knowledge, rules, and decision making. Students are relatively passive—listening, responding when called on, and completing teacher-assigned tasks. Their progress is evaluated by how well they keep pace with a uniform set of standards for their grade.

A **constructivist classroom,** in contrast, encourages students to *construct* their own knowledge. Although constructivist approaches vary, many are grounded in Piaget's theory, which views children as active agents who reflect on and coordinate their own thoughts rather than absorbing those of others. A glance inside a constructivist classroom reveals richly equipped learning centers, small groups and individuals solving self-chosen problems, and a teacher who guides and supports in response to children's needs. Students are evaluated by considering their progress in relation to their own prior development.

In the United States, the pendulum has swung back and forth between these two views. In the 1960s and early 1970s, constructivist classrooms gained in popularity. Then, as concern arose over the academic progress of children and youths, a "back-to-basics" movement arose, and classrooms returned to traditional instruction. This style, still prevalent today, has become increasingly pronounced as a result of the U.S. No Child Left Behind Act, signed into law in 2001 (Darling-Hammond, 2010; Ravitch, 2010). Because it places heavy pressure on teachers and school administrators to improve achievement test scores, it has narrowed the curricular focus in many schools to preparing students to take such tests.

Although older elementary school children in traditional classrooms have a slight edge in achievement test scores, constructivist settings are associated with many other benefits—gains in critical thinking, greater social and moral maturity, and more positive attitudes toward school (DeVries, 2001; Rathunde & Csikszentmihalyi, 2005; Walberg, 1986). And as noted in Chapter 7, when teacher-directed instruction is emphasized in preschool and kindergarten, it actually undermines academic motivation and achievement, especially in low-SES children.

New Philosophical Directions. New approaches to education, grounded in Vygotsky's sociocultural theory, capitalize on the rich social context of the classroom to spur children's learning. In these **social-constructivist classrooms,** children

participate in a wide range of challenging activities with teachers and peers, with whom they jointly construct understandings. As children acquire knowledge and strategies through working together, they become competent, contributing members of their classroom community and advance in cognitive and social development (Bodrova & Leong, 2007; Palincsar, 2003). Vygotsky's emphasis on the social origins of higher cognitive processes has inspired the following educational themes:

- *Teachers and children as partners in learning.* A classroom rich in both teacher–child and child–child collaboration transfers culturally valued ways of thinking to children.
- *Experiences with many types of symbolic communication in meaningful activities.* As children master reading, writing, and mathematics, they become aware of their culture's communication systems, reflect on their own thinking, and bring it under voluntary control. ***TAKE A MOMENT...*** Can you identify research presented earlier in this chapter that supports this theme?
- *Teaching adapted to each child's zone of proximal development.* Assistance that both responds to current understandings and encourages children to take the next step helps ensure that each child makes the best progress possible.

According to Vygotsky, besides teachers, more expert peers can spur children's learning, as long as they adjust the help they provide to fit the less mature child's zone of proximal development. Consistent with this idea, mounting evidence confirms that peer collaboration promotes development only under certain conditions. A crucial factor is **cooperative learning,** in which small groups of classmates work toward common goals—by resolving differences of opinion, sharing responsibilities, and providing one another with sufficient explanations to correct misunderstandings. And when more expert students cooperate with less expert students, both benefit in achievement and self-esteem (Ginsburg-Block, Rohrbeck, & Fantuzzo, 2006; Renninger, 1998).

© AGE FOTOSTOCK/ROBERT HARDING

These children attending a rural school in Laos cooperate easily while completing a writing assignment. Their Western cultural-majority agemates, in contrast, typically require extensive guidance to succeed at cooperative learning.

LOOK AND LISTEN

Ask an elementary school teacher to sum up his or her educational philosophy. Is it closest to a traditional, constructivist, or social-constructivist view? Has the teacher encountered any obstacles to implementing that philosophy? Explain. ●

Because Western cultural-majority children regard competition and independent work as natural, they typically require extensive guidance to succeed at cooperative learning. In several studies, groups of students trained in collaborative processes displayed more cooperative behavior, gave clearer explanations, enjoyed learning more, and made greater academic progress in diverse school subjects than did untrained groups (Gillies, 2000, 2003; Terwel et al., 2001; Webb et al., 2008). Teaching through cooperative learning broadens Vygotsky's concept of the zone of proximal development, from a child in collaboration with a more expert partner (adult or peer) to multiple partners with diverse expertises, stimulating and encouraging one another.

Teacher–Student Interaction

Elementary school students describe good teachers as caring, helpful, and stimulating—behaviors associated with gains in motivation, achievement, and positive peer relations (Hughes & Kwok, 2006, 2007; Hughes, Zhang, & Hill, 2006; O'Connor & McCartney, 2007). But too many U.S. teachers emphasize repetitive drill over higher-level thinking, such as grappling with ideas and applying knowledge to new situations (Sacks, 2005).

Of course, teachers do not interact in the same way with all children. Well-behaved, high-achieving students typically get more encouragement and praise, whereas unruly students have more conflicts with teachers and receive more criticism from them (Henricsson & Rydell, 2004). Caring teacher–student relationships have an especially strong impact on the achievement and social behavior of low-SES minority students (Baker, 2006; Crosno, Kirkpatrick, & Elder, 2004). But overall, higher-SES students—who tend to be higher-achieving and to have fewer discipline problems—have more supportive relationships with teachers (Jerome, Hamre, & Pianta, 2009; Pianta, Hamre, & Stuhlman, 2003).

Unfortunately, once teachers' attitudes toward students are established, they can become more extreme than is warranted by students' behavior. Of special concern are **educational self-fulfilling prophecies:** Children may adopt teachers' positive or negative views and start to live up to them. This effect is especially strong when teachers emphasize competition and publicly compare children, regularly favoring the best students (Kuklinski & Weinstein, 2001; Weinstein, 2002).

Teacher expectations have a greater impact on low-achieving than high-achieving students (Madon, Jussim, & Eccles, 1997). When a teacher is critical, high achievers can fall back on their history of success. Low-achieving students' sensitivity to self-fulfilling prophecies can be beneficial when teachers believe in them. But biased teacher judgments are usually slanted in a negative direction. In one study, African-American and Hispanic elementary school students taught by high-bias teachers (who

Social Issues: Education

Magnet Schools: Equal Access to High-Quality Education

© ELLEN B. SENISI PHOTOGRAPHY

Third graders at a fine-arts magnet school jointly create a painting. The ethnically diverse learning environments of many magnet schools enhance academic achievement, especially among low-SES minority students.

Each school-day morning, Emma leaves her affluent suburban neighborhood, riding a school bus to a magnet school in an impoverished, mostly Hispanic inner-city community. In her sixth-grade class, she settles into a science project with her friend, Maricela, who lives in the local neighborhood. The girls use a thermometer, ice water, and a stopwatch to determine which of several materials is the best insulator, recording and graphing their data. Throughout the school, which specializes in innovative math and science teaching, students diverse in SES and ethnicity learn side-by-side.

Despite the 1954 U.S. Supreme Court *Brown v. Board of Education* decision ordering schools to desegregate, school integration has receded since the late 1980s, as federal courts canceled their integration orders and returned this authority to states and cities. Today, the racial divide in American education is deepening (Frankenburg & Orfield, 2007). African-American children are just as likely to attend a school that serves a mostly black population as they were in the 1960s; Hispanic children are even more segregated. And when minority students attend ethnically mixed schools, they typically do so with other minorities.

U.S. schools in low-income neighborhoods are vastly disadvantaged in funding and therefore in educational opportunities, largely because public education is primarily supported by local property taxes. Federal and state grants-in-aid are not sufficient to close this funding gap between rich and poor districts (Darling-Hammond, 2010). Consequently, dilapidated school buildings, inexperienced teachers, and poor-quality educational resources are widespread in inner-city neighborhoods (Kozol, 2005). The negative impact on student achievement is severe.

Magnet schools offer a solution. In addition to the usual curriculum, they emphasize a specific area of interest—such as performing arts, math and science, or technology. Families outside the school neighborhood are attracted to magnet schools (hence the name) by their rich academic offerings. Often magnets are located in low-income minority areas, where they serve the neighborhood student population. Other students, who apply and are admitted by lottery, are bussed in—many from well-to-do city and suburban neighborhoods. In another model, all students—including those in the surrounding neighborhood—must apply. In either case, magnet schools are voluntarily desegregated.

Research confirms that less segregated education enhances minority student achievement (Linn & Welner, 2007). Is this so for magnet schools? A Connecticut study comparing seventh to tenth graders enrolled in magnet schools with those whose lottery numbers were not drawn and who therefore attended other city schools confirmed that magnet students showed greater gains in reading and math achievement over a two-year period (Bifulco, Cobb, & Bell, 2009). These outcomes were strongest for low-SES, ethnic minority students.

By high school, the higher-achieving peer environments of ethnically diverse schools encourage more students to pursue higher education (Franklin, 2012). In sum, magnet schools are a promising approach to overcoming the negative forces of SES and ethnic isolation in American schools.

expected them to do poorly) showed substantially lower end-of-year achievement than their counterparts taught by low-bias teachers (McKown & Weinstein, 2008). Recall our discussion of *stereotype threat.* A child in the position of confirming a negative stereotype may respond with anxiety and reduced motivation, amplifying a negative self-fulfilling prophecy.

Grouping Practices

In many schools, students are assigned to *homogeneous* groups or classes in which children of similar ability levels are taught together. Homogeneous grouping can be a potent source of self-fulfilling prophecies. Low-group students—who as early as first grade are more likely to be low-SES, minority, and male—get more drill on basic facts and skills, engage in less discussion, and progress at a slower pace. Gradually, they decline in self-esteem and motivation and fall further behind in achievement (Lleras & Rangel, 2009; Worthy, Hungerford-Kresser, & Hampton, 2009). Unfortunately, widespread SES and ethnic segregation in U.S. schools consigns large numbers of low-SES minority students to a form of schoolwide homogeneous grouping. Refer to the Social Issues: Education box above to find out how magnet schools foster heterogeneous learning contexts, thereby reducing achievement differences between SES and ethnic minority groups.

Another way schools can increase the *heterogeneity* of student groups is to combine two or three adjacent grades. In *multigrade classrooms,* academic achievement, self-esteem, and attitudes toward school are usually more favorable than in the single-grade arrangement (Lloyd, 1999; Ong, Allison, & Haladyna, 2000). Perhaps multigrade grouping decreases competition and promotes *cooperative learning,* which also fosters these positive outcomes (see page 320).

Teaching Children with Special Needs

We have seen that effective teachers flexibly adjust their teaching strategies to accommodate students with a wide range of characteristics. These adjustments are especially challenging at the very low and high ends of the ability distribution. How do schools serve children with special learning needs?

Children with Learning Difficulties. U.S. legislation mandates that schools place children who require special supports for learning in the "least restrictive" (as close to normal as possible) environments that meet their educational needs. In **inclusive classrooms,** students with learning difficulties learn alongside typical students in the regular educational setting for all or part of the school day—a practice designed to prepare them for participation in society and to combat prejudices against individuals with disabilities (Kugelmass & Ainscow, 2004). Largely as the result of parental pressures, an increasing number of students experience *full inclusion*—full-time placement in regular classrooms.

Some students in inclusive classrooms have *mild mental retardation:* Their IQs fall between 55 and 70, and they also show problems in adaptive behavior, or skills of everyday living (American Psychiatric Association, 2000). But the largest number—5 to 10 percent of school-age children—have **learning disabilities,** great difficulty with one or more aspects of learning, usually reading. As a result, their achievement is considerably behind what would be expected on the basis of their IQ. Sometimes deficits express themselves in other ways—for example, as severe inattention, which depresses both IQ and achievement (recall our discussion of ADHD on pages 304–305). The problems of students with learning disabilities cannot be traced to any obvious physical or emotional difficulty or to environmental disadvantage. Instead, deficits in brain functioning are involved (Waber, 2010). In many instances, the cause is unknown.

Although some students benefit academically from inclusion, many do not. Achievement gains depend on both the severity of the disability and the support services available (Downing, 2010). Furthermore, children with disabilities are often rejected by regular-classroom peers. Students with mental retardation are overwhelmed by the social skills of their classmates; they cannot interact adeptly in a conversation or game. And the processing deficits of some students with learning disabilities lead to problems in social awareness and responsiveness (Kelly & Norwich, 2004; Lohrmann & Bambara, 2006).

Does this mean that students with special needs cannot be served in regular classrooms? Not necessarily. Often these children do best when they receive instruction in a resource room for part of the day and in the regular classroom for the remainder (Weiner & Tardif, 2004). In the resource room, a special education teacher works with students on an individual and small-group basis. Then, depending on their progress, children join regular classmates for different subjects and amounts of time.

© ELLEN B. SENISI PHOTOGRAPHY

In this inclusive first-grade classroom, a teacher encourages special-needs students' active participation. They are likely to do well if they receive support from a special education teacher and if their regular classroom teacher minimizes comparisons and promotes positive peer relations.

Special steps must to be taken to promote peer relations in inclusive classrooms. Cooperative learning and peer-tutoring experiences in which teachers guide children with learning difficulties and their classmates in working together lead to friendly interaction, improved peer acceptance, and achievement gains (Fuchs et al., 2002a, 2002b). Teachers can also prepare their class for the arrival of a student with special needs. Under these conditions, inclusion may foster emotional sensitivity and prosocial behavior among regular classmates.

Gifted Children. In Joey and Lizzie's school, some children are **gifted,** displaying exceptional intellectual strengths. One or two students in every grade have IQ scores above 130, the standard definition of giftedness based on intelligence test performance. High-IQ children, as we have seen, have keen memories and an exceptional capacity to solve challenging academic problems. Yet recognition that intelligence tests do not sample the entire range of human mental skills has led to an expanded conception of giftedness.

Creativity and Talent. **Creativity** is the ability to produce work that is original yet appropriate—something others have not thought of that is useful in some way (Kaufman & Sternberg, 2007; Sternberg, 2003). A child with high potential for creativity can be designated as gifted. Tests of creative capacity tap **divergent thinking**—the generation of multiple and unusual possibilities when faced with a task or problem. Divergent thinking contrasts with **convergent thinking,** which involves arriving at a single correct answer and is emphasized on intelligence tests (Guilford, 1985).



FIGURE 9.10 Responses of an 8-year-old who scored high on a figural measure of divergent thinking. This child was asked to make as many pictures as she could from the circles on the page. The titles she gave her drawings, from left to right, are as follows: "Dracula," "one-eyed monster," "pumpkin," "Hula-Hoop," "poster," "wheelchair," "earth," "stop-light," "planet," "movie camera," "sad face," "picture," "beach ball," "the letter *O*," "car," "glasses." Tests of divergent thinking tap only one of the complex cognitive contributions to creativity. (Reprinted by permission of Laura E. Berk.)

Because highly creative children (like high-IQ children) are often better at some tasks than others, a variety of tests of divergent thinking are available (Runco, 1992; Torrance, 1988). A verbal measure might ask children to name uses for common objects (such as a newspaper). A figural measure might ask them to create drawings based on a circular motif (see Figure 9.10). A "real-world problem" measure requires students to suggest solutions to everyday problems. Responses can be scored for the number of ideas generated and their originality.

Yet critics point out that these measures are poor predictors of creative accomplishment in everyday life because they tap only one of the complex cognitive contributions to creativity (Plucker & Makel, 2010). Also involved are defining new and important problems, evaluating divergent ideas, choosing the most promising, and calling on relevant knowledge to understand and solve problems (Sternberg, 2003; Lubart, Georgsdottir, & Besançon, 2009).

Consider these ingredients, and you will see why people usually demonstrate creativity in only one or a few related areas. Partly for this reason, definitions of giftedness have been extended to include **talent**—outstanding performance in a specific field. Case studies reveal that excellence in creative writing, mathematics, science, music, visual arts, athletics, or leadership has roots in specialized interests and skills that first appear in childhood (Moran & Gardner, 2006). Highly talented children are biologically prepared to master their domain of interest, and they display a passion for doing so.

But talent must be nurtured. Studies of the backgrounds of talented children and highly accomplished adults often reveal warm, sensitive parents who provide a stimulating home life, are devoted to developing their child's abilities, and provide models of hard work. These parents are reasonably demanding but not driving or overambitious (Winner, 2000, 2003). They arrange for caring teachers while the child is young and for more rigorous master teachers as the talent develops.

Many gifted children and adolescents are socially isolated, partly because their highly driven, nonconforming, and independent styles leave them out of step with peers and partly because they enjoy solitude, which is necessary to develop their talents. Still, gifted children desire gratifying peer relationships, and some—more often girls than boys—try to become better-liked by hiding their abilities. Compared with their typical agemates, gifted youths, especially girls, report more emotional and social difficulties, including low self-esteem and depression (Reis, 2004; Winner, 2000).

Finally, whereas many talented youths become experts in their fields, few become highly creative. Rapidly mastering an existing field requires different skills than innovating in that field (Moran & Gardner, 2006). The world, however, needs both experts and creators.

Educating the Gifted. Debate about the effectiveness of school programs for the gifted typically focuses on factors irrelevant to giftedness—whether to provide enrichment in regular classrooms, pull children out for special instruction (the most common practice), or advance brighter students to a higher grade. Overall, gifted children fare well academically and socially within each of these models, as long as the special activities provided do not reinforce academic convergent thinking to the detriment of problem solving, critical thinking, and creativity (Guignard & Lubart, 2007).

Gardner's theory of multiple intelligences has inspired several model programs that provide enrichment to all students in diverse disciplines. Meaningful activities, each tapping a specific intelligence or set of intelligences, serve as contexts for assessing strengths and weaknesses and, on that basis, teaching new knowledge and original thinking (Gardner, 2000; Hoerr, 2004). For example, linguistic intelligence might be fostered through storytelling or playwriting; spatial intelligence through drawing, sculpting, or taking apart and reassembling objects; and kinesthetic intelligence through dance or pantomime.

Evidence is still needed on how well these programs nurture children's talents and creativity. But they have already succeeded in one way—by highlighting the strengths of some students who previously had been considered unexceptional or even at risk for school failure (Kornhaber, 2004). Consequently, they may be especially useful in identifying talented low-SES, ethnic minority children, who are underrepresented in school programs for the gifted (McBee, 2006).

How Well-Educated Are U.S. Children?

Our discussion of schooling has largely focused on how teachers can support the education of children. Yet many factors—both within and outside schools—affect children's learning. Societal

values, school resources, quality of teaching, and parental encouragement all play important roles. These multiple influences are especially apparent than when schooling is examined in cross-cultural perspective.

In international studies of reading, mathematics, and science achievement, young people in China, Korea, and Japan are consistently top performers. Among Western nations, Australia, Canada, Finland, the Netherlands, and Switzerland are also in the top tier. But U.S. students typically perform at or below the international averages (see Figure 9.11) (Programme for International Student Assessment, 2009).

Why do U.S. students fall behind in academic accomplishment? According to international comparisons, instruction in the United States is less challenging, more focused on absorbing facts, and less focused on high-level reasoning and critical thinking than in other countries. According to a growing number of experts, the U.S. No Child Left Behind Act has contributed to these trends because it mandates severe sanctions for schools whose students do not meet targeted goals on achievement tests—initially, student transfers to higher-performing schools; and ultimately, staff firing, closure, state takeover, or other restructuring (Darling-Hammond, 2010; Noguera, 2010; Ravitch, 2010). Furthermore, compared with top-achieving countries, the United States is far less equitable in the quality of education it provides to its low-income and ethnic minority students. And U.S. teachers vary much more in training, salaries, and teaching conditions.

© ANNA DAMMERT

Finnish students explain the results of a static electricity experiment. Their country's education system—designed to cultivate initiative, problem solving, and creativity in all students—has nearly eliminated SES variations in achievement.

	Country	Average Math Achievement Score
High-Performing Nations	China (Shanghai)	600
	Singapore	562
	China (Hong Kong)	555
	Korea	546
	Taiwan	543
	Finland	541
	Switzerland	534
	Japan	529
	Canada	527
	Netherlands	526
	China (Macao)	525
	New Zealand	519
	Belgium	515
	Australia	514
	Germany	513
Intermediate-Performing Nations	Iceland	507
	Denmark	503
	Norway	498
	France	497
	Austria	496
International Average = 496	Poland	495
	Sweden	494
	Czech Republic	493
	United Kingdom	492
	Hungary	490
	Luxembourg	489
	United States	**487**
	Ireland	487
	Portugal	487
	Italy	483
	Spain	483
Low-Performing Nations	Russian Federation	468
	Greece	466
	Turkey	445
	Bulgaria	428

FIGURE 9.11 Average mathematics scores of 15-year-olds by country. The Programme for International Student Assessment measured achievement in many nations around the world. In its most recent comparison of countries' performance, the United States performed below the international average in math; in reading and science, its performance was about average. (Adapted from Programme for International Student Assessment, 2009.)

Finland is a case in point. Its nationally mandated curricula, teaching practices, and assessments are aimed at cultivating initiative, problem solving, and creativity—vital abilities needed for success in the twenty-first century. Finnish teachers are highly trained: They must complete several years of graduate-level education at government expense (Sahlberg, 2010). And Finnish education is grounded in equal opportunity for all—a policy that has nearly eliminated SES variations in achievement.

In-depth research on learning environments in Asian nations, such as Japan, Korea, and Taiwan, also highlights social forces that foster strong student learning. Among these is cultural valuing of effort. Whereas American parents and teachers tend to regard native ability as the key to academic success, Japanese, Korean, and Taiwanese parents and teachers believe that all children can succeed academically with enough effort. Asian parents devote many more hours to helping their children with homework (Stevenson, Lee, & Mu, 2000). And Asian children, influenced by collectivist values, typically view striving to achieve as a moral obligation—part of their responsibility to family and community (Hau & Ho, 2010).

As in Finland, all students in Japan, Korea, and Taiwan receive the same nationally mandated, high-quality curriculum that encourages high-level thinking, delivered by teachers who are well-prepared, highly respected in their society, and far

better paid than U.S. teachers (Kang & Hong, 2008; U.S. Department of Education, 2012a).

The Finnish and Asian examples underscore the need for American families, schools, and the larger society to work together to upgrade education. Recommended strategies, verified by research, include:

- providing intellectually challenging, relevant instruction with real-world applications
- strengthening teacher education
- supporting parents in creating stimulating home learning environments and monitoring their children's academic progress
- investing in high-quality preschool education, so every child arrives at school ready to learn
- vigorously pursuing school improvements that reduce the large inequities in quality of education between SES and ethnic groups (Economic Policy Institute, 2010).

ASK YOURSELF

REVIEW List some teaching practices that foster children's achievement and some that undermine it. Provide a brief explanation of each practice.

CONNECT Review research on child-rearing styles on pages 278–280 in Chapter 8. What style do gifted children who realize their potential typically experience? Explain.

APPLY Sandy wonders why her daughter Mira's teacher often has students work on assignments in small, cooperative groups. Explain the benefits of this approach to Sandy.

REFLECT What grouping practices were used in your elementary education—homogeneous, heterogeneous, or a combination? What impact do you think those practices had on your motivation and achievement?

SUMMARY

PHYSICAL DEVELOPMENT

Body Growth (p. 290)

Describe major trends in body growth during middle childhood.

- During middle childhood, physical growth continues at a slow, regular pace. Bones lengthen and broaden, and permanent teeth replace the primary teeth. By age 9, girls overtake boys in physical size.

Common Health Problems (p. 290)

Describe the causes and consequences of serious nutritional problems in middle childhood, giving special attention to obesity.

- Many poverty-stricken children in developing countries and in the United States continue to suffer from serious and prolonged malnutrition, which can permanently impair physical and mental development.
- Overweight and **obesity** have increased dramatically in both industrialized and developing nations, especially in the United States. Although heredity contributes to obesity, parental feeding practices, maladaptive eating habits, reduced sleep, lack of exercise, and diets high in meats and energy-dense refined foods are more powerful influences.
- Obese children are rated as less likable by peers and adults and have serious adjustment problems. The most effective interventions are family-based and focus on changing parents' and children's eating patterns and lifestyles. Schools can help by serving healthier meals and ensuring regular physical activity.

© OCEAN/CORBIS

What vision and hearing problems are common in middle childhood?

- The most common vision problem, myopia, is influenced by heredity, early biological trauma, and time spent doing close work. It is one of the few health conditions that increases with SES.
- Although ear infections decline during the school years, many low-SES children experience some hearing loss because of repeated untreated middle-ear infections.

What factors contribute to illness during the school years, and how can these health problems be reduced?

- Children experience more illnesses during the first two years of elementary school than later because of exposure to sick children and an immature immune system.
- The most common cause of school absence and childhood hospitalization is asthma. Although heredity contributes to asthma, environmental factors—pollution, stressful home lives, lack of access to good health care, and the rise in childhood obesity—have led to an increase in the disease, especially among African-American and poverty-stricken children.
- Children with severe chronic illnesses are at risk for academic, emotional, and social difficulties, but positive family relationships improve adjustment.

Describe changes in the occurrence of unintentional injuries in middle childhood, and cite effective interventions.

- Unintentional injuries increase from middle childhood into adolescence, especially for boys. Auto and bicycle accidents account for most of the rise. Effective school-based prevention programs use modeling, rehearsal, and rewards for acquiring safety skills.

Motor Development and Play (p. 294)

Cite major changes in motor development and play during middle childhood.

- Gains in flexibility, balance, agility, and force, along with more efficient information processing, contribute to school-age children's improved gross-motor performance.

© STEVE SKJOLD/ALAMY

- Fine-motor development also improves. Children's writing becomes more legible, and their drawings increase in organization, detail, and depth cues.
- Although girls outperform boys in fine-motor skills, boys outperform girls in all gross-motor skills except those requiring balance and agility. Parents' higher expectations for boys' athletic performance play a large role.
- Games with rules become common during the school years, contributing to emotional and social development. Children, especially boys, also engage in **rough-and-tumble play,** friendly play-fighting that helps establish a **dominance hierarchy** among group members.
- Most U.S. school-age children are not active enough for good health, in part because of cutbacks in recess and physical education.

COGNITIVE DEVELOPMENT

Piaget's Theory: The Concrete Operational Stage (p. 299)

What are the major characteristics of concrete operational thought?

- In the **concrete operational stage,** children's thought becomes more logical, flexible, and organized. Mastery of conservation demonstrates decentration and **reversibility** in thinking.
- School-age children are also better at hierarchical classification and **seriation,** including **transitive inference.** Their spatial reasoning improves, evident in their ability to create **cognitive maps** representing familiar large-scale spaces.
- Concrete operational thought is limited in that children do not come up with general logical principles. They master concrete operational tasks step by step.

Discuss follow-up research on concrete operational thought.

- Specific cultural practices, especially those associated with schooling, promote children's mastery of Piagetian tasks.
- Some researchers attribute the gradual development of operational thought to gains in information-processing speed. Case's neo-Piagetian theory proposes that with practice, cognitive schemes become more automatic, freeing up space in working memory for combining old schemes and generating new ones. Eventually, children consolidate schemes into central conceptual structures, which enable them to coordinate and integrate multiple dimensions.

Information Processing (p. 302)

Describe gains in working-memory capacity and executive function, along with the development of attention and memory in middle childhood.

- Brain development contributes to increases in processing speed and expansion of working memory, which predicts intelligence test scores and academic achievement. As the prefrontal cortex continues to develop, children make great strides in executive function.
- Attention becomes more selective, adaptable, and planful, and memory strategies also improve. **Rehearsal** appears first, followed by **organization** and then **elaboration.** With age, children combine memory strategies.
- Development of the long-term knowledge base makes new information easier to store and retrieve. Children's motivation to use what they know also contributes to memory development. Memory strategies are promoted by learning activities in school.

Describe the school-age child's theory of mind and capacity to engage in self-regulation.

- School-age children regard the mind as an active, constructive agent, yielding a better understanding of cognitive processes, including effective memory strategies, mental inference, and second-order false belief. **Cognitive self-regulation** develops gradually, improving with adult instruction in strategy use.

Discuss current controversies in teaching reading and mathematics to elementary school children.

- Skilled reading draws on all aspects of the information-processing system. A combination of **whole language** and **phonics** is most effective for teaching beginning reading. Teaching that blends practice in basic skills with conceptual understanding also is best in mathematics.

Individual Differences in Mental Development (p. 309)

Describe major approaches to defining and measuring intelligence.

- Most intelligence tests yield an overall score as well as scores for separate intellectual factors. During the school years, IQ becomes more stable and correlates moderately with academic achievement.
- Componential analyses identify information-processing skills that contribute to mental test performance. Processing speed and flexible attention, memory, and reasoning strategies are positively related to IQ.
- Sternberg's **triarchic theory of successful intelligence** identifies three broad, interacting intelligences: analytical intelligence (information-processing skills), creative intelligence (capacity to solve novel problems), and practical intelligence (application of intellectual skills in everyday situations).
- Gardner's **theory of multiple intelligences** identifies at least eight distinct mental abilities. It has stimulated efforts to define, measure, and foster **emotional intelligence.**

© AGE FOTOSTOCK/ROBERT HARDING

Describe evidence indicating that both heredity and environment contribute to intelligence.

- Heritability estimates and adoption research indicate that intelligence is a product of both heredity and environment. Adoption studies indicate that environmental factors underlie the black–white IQ gap.

- IQ scores are affected by culturally influenced communication styles and knowledge. **Stereotype threat** triggers anxiety that interferes with test performance. **Dynamic assessment** helps many minority children perform more competently on mental tests.

Language Development

(p. 316)

Describe changes in school-age children's vocabulary, grammar, and pragmatics, and cite the advantages of bilingualism for development.

- Language awareness contributes to school-age children's language progress. They have a more precise and flexible understanding of word meanings and use more complex grammatical constructions and conversational strategies. Their narratives increase in organization, detail, and expressiveness.
- Mastery of a second language must begin in childhood for full proficiency to occur. Bilingualism has positive consequences for cognitive development and aspects of language awareness. In Canada, language immersion programs succeed in developing children who are proficient in both English and French. In the United States, bilingual education that combines instruction in the native tongue and in English supports ethnic minority children's academic learning.

© CHRISTINA KENNEDY/PHOTOEDIT

Learning in School (p. 318)

Describe the impact of class size and educational philosophies on children's motivation and academic achievement.

- Smaller classes in the early elementary grades promote lasting gains in academic achievement. Older elementary school students in **traditional classrooms** have a slight edge in achievement test scores over those in **constructivist classrooms,** who gain in critical thinking, social and moral maturity, and positive attitudes toward school.
- Students in **social-constructivist classrooms** benefit from working collaboratively in meaningful activities and from teaching adapted to each child's zone of proximal development. **Cooperative learning** promotes achievement and self-esteem.

Discuss the role of teacher–student interaction and grouping practices in academic achievement.

- Caring, helpful, and stimulating teaching fosters children's motivation, achievement, and peer relations. **Educational self-fulfilling prophecies** have a greater impact on low than high achievers and are especially likely to occur in classrooms that emphasize competition and public evaluation. Heterogeneous grouping in multigrade classrooms promotes favorable self-esteem and school attitudes and higher achievement.

Under what conditions is placement of children with learning difficulties in regular classrooms successful?

- The success of **inclusive classrooms** for students with mild mental retardation and **learning disabilities** depends on meeting individual learning needs and promoting positive peer relations.

© ELLEN B. SENISI PHOTOGRAPHY

Describe the characteristics of gifted children and current efforts to meet their educational needs.

- **Giftedness** includes high IQ, **creativity,** and **talent.** Tests of creativity that tap **divergent** rather than **convergent thinking** focus on only one of the ingredients of creativity. Highly talented children generally have parents and teachers who nurture their exceptional abilities. Gifted children benefit from educational programs that build on their special strengths.

How well-educated are U.S. children compared with children in other industrialized nations?

- In international studies, young people in Asian nations are consistently top performers, whereas U.S. students typically perform at or below international averages. Compared with top-achieving countries, education in the United States is more focused on absorbing facts, less focused on high-level reasoning and critical thinking, and less equitable across SES groups.

Important Terms and Concepts

attention-deficit hyperactivity disorder (ADHD) (p. 304)
cognitive maps (p. 300)
cognitive self-regulation (p. 307)
concrete operational stage (p. 299)
constructivist classroom (p. 319)
convergent thinking (p. 322)
cooperative learning (p. 320)
creativity (p. 322)
divergent thinking (p. 322)
dominance hierarchy (p. 297)
dynamic assessment (p. 315)
educational self-fulfilling prophecies (p. 320)
elaboration (p. 305)
emotional intelligence (p. 313)
gifted (p. 322)
inclusive classrooms (p. 322)
learning disabilities (p. 322)
obesity (p. 291)
organization (p. 304)
phonics approach (p. 308)
rehearsal (p. 304)
reversibility (p. 299)
rough-and-tumble play (p. 297)
seriation (p. 300)
social-constructivist classroom (p. 319)
stereotype threat (p. 314)
talent (p. 323)
theory of multiple intelligences (p. 311)
traditional classroom (p. 319)
transitive inference (p. 300)
triarchic theory of successful intelligence (p. 310)
whole-language approach (p. 308)

chapter 10

© ELLEN B. SENISI PHOTOGRAPHY

Social understanding expands greatly in middle childhood. Like others their age around the world, these third graders choose friends based on personal qualities, and they count on those friends for understanding and emotional support.

Emotional and Social Development in Middle Childhood

Late one afternoon, Rena heard her son Joey burst through the front door, run upstairs, and phone his best friend Terry. "Terry, gotta talk to you," Joey pleaded breathlessly. "Everything was going great until I got that word—*porcupine,*" Joey went on, referring to the fifth-grade spelling bee at school that day. "Just my luck! *P-o-r-k,* that's how I spelled it! I can't believe it. Maybe I'm not so good at social studies," Joey confided, "but I *know* I'm better at spelling than that stuck-up Belinda Brown. I knocked myself out studying those spelling lists. Then *she* got all the easy words. If I *had* to lose, why couldn't it be to a nice person?"

ELISA CICINELLI/BRAND X PICTURES/GETTY IMAGES

Joey's conversation reflects new emotional and social capacities. By entering the spelling bee, he shows *industriousness,* the energetic pursuit of meaningful achievement in his culture—a major change of middle childhood. Joey's social understanding has also expanded: He can size up strengths, weaknesses, and personality characteristics. Furthermore, friendship means something different to Joey than it did earlier—he counts on his best friend, Terry, for understanding and emotional support.

For an overview of the personality changes of middle childhood, we return to Erikson's theory. Then we look at children's views of themselves and of others, their moral understanding, and their peer relationships. Each increases in complexity as children reason more effectively and spend more time in school and with agemates.

Despite changing parent–child relationships, the family remains powerfully influential in middle childhood. Today, family lifestyles are more diverse than ever before. Through Joey and his younger sister Lizzie's experiences with parental divorce, we will see that family functioning is far more important than family structure in ensuring children's well-being. Finally, we look at some common emotional problems of middle childhood. ●

chapter outline

Erikson's Theory: Industry versus Inferiority

Self-Understanding
Self-Concept • Self-Esteem • Influences on Self-Esteem

Emotional Development
Self-Conscious Emotions • Emotional Understanding • Emotional Self-Regulation

Moral Development
Moral and Social-Conventional Understanding • Understanding Individual Rights • Understanding Diversity and Inequality

Peer Relations
Peer Groups • Friendships • Peer Acceptance

BIOLOGY AND ENVIRONMENT Bullies and Their Victims

Gender Typing
Gender-Stereotyped Beliefs • Gender Identity and Behavior

Family Influences
Parent–Child Relationships • Siblings • Only Children • Divorce • Blended Families • Maternal Employment and Dual-Earner Families

Some Common Problems of Development
Fears and Anxieties • Child Sexual Abuse • Fostering Resilience in Middle Childhood

CULTURAL INFLUENCES Impact of Ethnic and Political Violence on Children

SOCIAL ISSUES: HEALTH Children's Eyewitness Testimony

Erikson's Theory: Industry versus Inferiority

According to Erikson (1950), children whose previous experiences have been positive enter middle childhood prepared to redirect their energies from the make-believe of early childhood into realistic accomplishment. Erikson believed that the combination of adult expectations and children's drive toward mastery sets the stage for the psychological conflict of middle childhood, **industry versus inferiority,** which is resolved positively when children develop a sense of competence at useful skills and tasks. In cultures everywhere, adults respond to children's improved physical and cognitive capacities by making new demands, and children are ready to benefit from those challenges.

In industrialized nations, the beginning of formal schooling marks the transition to middle childhood. With it comes literacy training, which prepares children for a vast array of specialized careers. In school, children discover their own and others' unique capacities, learn the value of division of labor, and develop a sense of moral commitment and responsibility. The danger at this stage is *inferiority,* reflected in the pessimism of children who lack confidence in their ability to do things well. This sense of inadequacy can develop when family life has not prepared children for school life or when teachers and peers destroy children's self-confidence with negative responses.

Erikson's sense of industry combines several developments of middle childhood: a positive but realistic self-concept, pride in accomplishment, moral responsibility, and cooperative participation with agemates. How do these aspects of self and social relationships change over the school years?

ECO IMAGES/GETTY IMAGES

The industriousness of middle childhood involves responding to new expectations for realistic accomplishment. In the informal, encouraging atmosphere of this classroom in India, children come to view themselves as responsible, capable, and cooperative.

Self-Understanding

In middle childhood, children begin to describe themselves in terms of psychological traits, compare their own characteristics with those of their peers, and speculate about the causes of their strengths and weaknesses. These transformations in self-understanding have a major impact on self-esteem.

Self-Concept

During the school years, children refine their self-concept, organizing their observations of behaviors and internal states into general dispositions. A major change takes place between ages 8 and 11, as the following self-description by an 11-year-old illustrates:

> My name is A. I'm a human being. I'm a girl. I'm a truthful person. I'm not pretty. I do so-so in my studies. I'm a very good cellist. I'm a very good pianist. I'm a little bit tall for my age. I like several boys. I like several girls. I'm old-fashioned. I play tennis. I am a very good swimmer. I try to be helpful. I'm always ready to be friends with anybody. Mostly I'm good, but I lose my temper. I'm not well-liked by some girls and boys. I don't know if I'm liked by boys or not. (Montemayor & Eisen, 1977, pp. 317–318)

Instead of specific behaviors, this child emphasizes competencies: "I'm a very good cellist" (Damon & Hart, 1988). She also describes her personality, mentioning both positive and negative traits: "truthful" but short-tempered. Older school-age children are far less likely than younger children to describe themselves in extreme, all-or-none ways.

These evaluative self-descriptions result from school-age children's frequent **social comparisons**—judgments of their appearance, abilities, and behavior in relation to those of others. For example, Joey observed that he was "better at spelling" than his peers but "not so good at social studies." Whereas 4- to 6-year-olds can compare their own performance to that of one peer, older children can compare multiple individuals, including themselves (Butler, 1998; Harter, 2006).

What factors account for these revisions in self-concept? Cognitive development affects the changing *structure* of the self. School-age children, as we saw in Chapter 9, can better coordinate several aspects of a situation in reasoning about their physical world. Similarly, in the social realm, they combine typical experiences and behaviors into stable psychological dispositions, blend positive and negative characteristics, and compare their own characteristics with those of many peers (Harter, 2003, 2006).

The changing *content* of self-concept is a product of both cognitive capacities and feedback from others. Sociologist George Herbert Mead (1934) proposed that a well-organized psychological self emerges when children adopt a view of the self that resembles others' attitudes toward the child. Mead's ideas indicate that *perspective-taking skills*—in particular, an improved ability to infer what other people are thinking—are crucial for developing a self-concept based on personality traits. School-age children become better at "reading" others' messages and internalizing

their expectations. As they do so, they form an *ideal self* that they use to evaluate their real self. A large discrepancy between the two, as we will see shortly, can undermine self-esteem.

In middle childhood, children look to more people beyond the family for information about themselves as they enter a wider range of settings in school and community. And self-descriptions now include frequent reference to social groups: "I'm a Boy Scout, a paper boy, and a Prairie City soccer player," said Joey. As children move into adolescence, although parents and other adults remain influential, self-concept is increasingly vested in feedback from close friends (Oosterwegel & Oppenheimer, 1993).

LOOK AND LISTEN

Ask several 8- to 11-year-old children to tell you about themselves. Do their self-descriptions include personality traits (both positive and negative), social comparisons, and references to social groups? ●

But recall that the content of self-concept varies from culture to culture. In earlier chapters, we noted that Asian parents stress harmonious interdependence, whereas Western parents stress independence and self-assertion. When asked to recall personally significant past experiences (their last birthday, a time their parent scolded them), U.S. school-age children gave longer accounts including more personal preferences, interests, skills, and opinions. Chinese children, in contrast, more often referred to social interactions and to others. Similarly, in their self-descriptions, U.S. children listed more personal attributes ("I'm smart," "I like hockey"), Chinese children more attributes involving group membership and relationships ("I'm in second grade," "My friends are crazy about me") (Wang, 2006b; Wang, Shao, & Li, 2010).

Finally, although school-age children from diverse cultures view themselves as more knowledgeable about their own inner attributes than significant adults, Japanese children credit their parents and teachers with considerably more knowledge than Western children do (Mitchell et al., 2010, p. 249). Perhaps because of their more interdependent self, Japanese children assume that their inner states are more transparent to others.

Self-Esteem

Recall that most preschoolers have extremely high self-esteem. But as children enter school and receive much more feedback about how well they perform compared with their peers, self-esteem differentiates and also adjusts to a more realistic level.

A Hierarchically Structured Self-Esteem. Researchers have asked children to indicate the extent to which statements such as "I am good at reading" or "I'm usually the one chosen for games" are true of themselves. By age 6 to 7, children in diverse Western cultures have formed at least four broad self-evaluations: academic competence, social competence, physical/athletic competence, and physical appearance. Within these are more refined categories that become increasingly distinct with age (Marsh, 1990; Marsh & Ayotte, 2003; Van den Bergh & De Rycke, 2003). Furthermore, the capacity to view the self in terms of stable dispositions permits school-age children to combine their separate self-evaluations into a general psychological image of themselves—an overall sense of self-esteem (Harter, 2003, 2006). As a result, self-esteem takes on the hierarchical structure shown in Figure 10.1 on page 332.

Children attach greater importance to certain self-evaluations than to others. Although individual differences exist, during childhood and adolescence, perceived physical appearance correlates more strongly with overall self-worth than any other self-esteem factor (Klomsten, Skaalvik, & Espnes, 2004; Shapka & Keating, 2005). Emphasis on appearance—in the media, by parents and peers, and in society—has major implications for young people's overall satisfaction with themselves.

Changes in Level of Self-Esteem. Self-esteem declines during the first few years of elementary school as children evaluate themselves in various areas (Marsh, Craven, & Debus, 1998; Wigfield et al., 1997). Typically, the drop is not great enough to be harmful. Most (but not all) children appraise their characteristics and competencies realistically while maintaining an attitude of self-respect. Then, from fourth grade on, self-esteem rises for the majority of young people, who feel especially good about their peer relationships and athletic capabilities (Impett et al., 2008; Twenge & Campbell, 2001).

Influences on Self-Esteem

From middle childhood on, individual differences in self-esteem become increasingly stable (Trzesniewski, Donnellan, & Robins, 2003). And positive relationships among self-esteem, valuing of various activities, and success at those activities emerge and strengthen. Academic self-esteem predicts how important, useful, and enjoyable children judge school subjects to be, willingness to try hard, achievement, and eventual career choice (Denissen, Zarrett, & Eccles, 2007; Valentine, DuBois, & Cooper, 2004; Whitesell et al., 2009). Children with high social self-esteem are consistently better-liked by classmates (Jacobs et al., 2002). And as we saw in Chapter 9, sense of athletic competence is positively associated with investment in and performance at sports.

A profile of low self-esteem in all areas is linked to anxiety, depression, and increasing antisocial behavior (DuBois et al., 1999; Kim & Cicchetti, 2006; Robins et al., 2001). What social influences might lead self-esteem to be high for some children and low for others?

Culture. Cultural forces profoundly affect self-esteem. An especially strong emphasis on social comparison in school may explain why Chinese and Japanese children, despite their higher academic achievement, score lower than U.S. children in self-esteem—a difference that widens with age (Harter, 2006; Hawkins, 1994; Twenge & Crocker, 2002). In Asian classrooms, competition is tough and achievement pressure is high. At the same time, because their culture values social harmony, Asian children tend to be reserved about judging themselves positively but generous in their praise of others (Falbo et al., 1997).

PHOTOS FROM LEFT TO RIGHT: © MARY KATE DENNY/PHOTOEDIT; © TIM PANNELL/CORBIS; © MITCH WOJNAROWICZ/THE IMAGE WORKS; RADIUS IMAGES/PHOTOLIBRARY

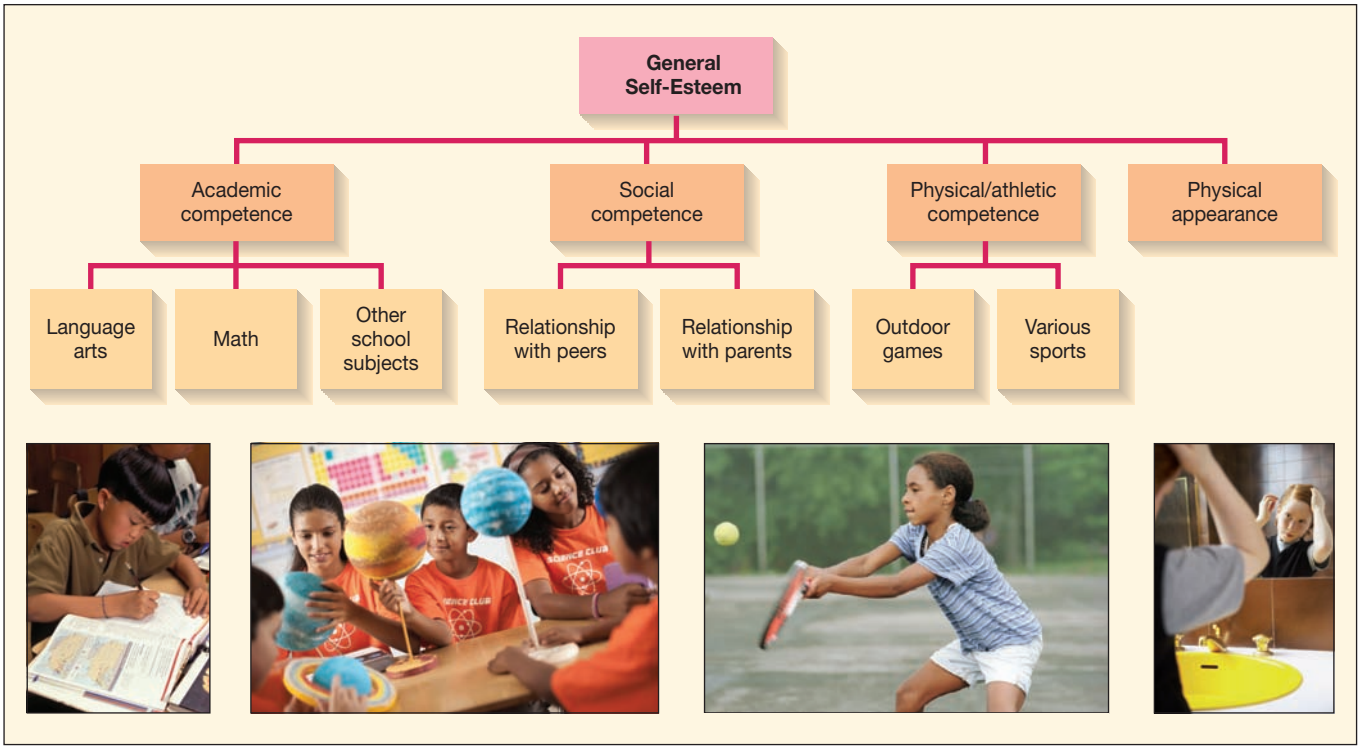

FIGURE 10.1 Hierarchical structure of self-esteem in the mid-elementary school years. From their experiences in different settings, children form at least four separate self-esteems: academic competence, social competence, physical/athletic competence, and physical appearance. These differentiate into additional self-evaluations and combine to form a general sense of self-esteem.

Gender-stereotyped expectations also affect self-esteem. In one study, the more 5- to 8-year-old girls talked with friends about the way people look, watched TV shows focusing on physical appearance, and perceived their friends as valuing thinness, the greater their dissatisfaction with their physical self and the lower their overall self-esteem a year later (Dohnt & Tiggemann, 2006). In academic self-judgments, girls score higher in language arts self-esteem, whereas boys have higher math, science, and physical/athletic self-esteem—even when children of equal skill levels are compared (Fredricks & Eccles, 2002; Jacobs et al., 2002; Kurtz-Costes et al., 2008). At the same time, girls exceed boys in self-esteem dimensions of close friendship and social acceptance. And despite a widely held assumption that boys' overall self-worth is much higher than girls', the difference is slight (Marsh & Ayotte, 2003; Young & Mroczek, 2003). Girls may think less well of themselves because they internalize this negative cultural message.

Compared with their Caucasian agemates, African-American children tend to have slightly higher self-esteem, possibly because of warm extended families and a stronger sense of ethnic pride (Gray-Little & Hafdahl, 2000). Finally, children and adolescents who attend schools or live in neighborhoods where their SES and ethnic groups are well-represented feel a stronger sense of belonging and have fewer self-esteem problems (Gray-Little & Carels, 1997).

© SYRACUSE NEWSPAPERS/M. GREENEAR/THE IMAGE WORKS

An 11-year-old performs a traditional African dance at a community Kwanzaa celebration. A stronger sense of ethnic pride may be partly responsible for African-American children's higher self-esteem relative to their Caucasian agemates.

Child-Rearing Practices. Children whose parents use an *authoritative* child-rearing style (see Chapter 8) feel especially good about themselves (Lindsey et al., 2008; Wilkinson, 2004). Warm, positive parenting lets children know that they are accepted as competent and worthwhile. And firm but appropriate expectations, backed up with explanations, help them evaluate their own behavior against reasonable standards.

Controlling parents—those who too often help or make decisions for their child—communicate a sense of inadequacy to children. Having parents who are repeatedly disapproving

and insulting is also linked to low self-esteem (Kernis, 2002; Pomerantz & Eaton, 2000). Children subjected to such parenting need constant reassurance, and many rely heavily on peers to affirm their self-worth—a risk factor for adjustment difficulties, including aggression and antisocial behavior (Donnellan et al., 2005). In contrast, indulgent parenting is correlated with unrealistically high self-esteem. These children tend to lash out at challenges to their overblown self-images and, thus, are also likely to be hostile and aggressive (Hughes, Cavell, & Grossman, 1997; Thomaes et al., 2008).

American cultural values have increasingly emphasized a focus on the self that may lead parents to indulge children and boost their self-esteem too much. The self-esteem of U.S. youths rose sharply from the 1970s to the 1990s—a period in which much popular parenting literature advised promoting children's self-esteem (Twenge & Campbell, 2001). Yet compared with previous generations, American youths are achieving less well and displaying more antisocial behavior and other adjustment problems (Berk, 2005). Research confirms that children do not benefit from compliments ("You're terrific") that have no basis in real accomplishment (Damon, 1995). Rather, the best way to foster a positive, secure self-image is to encourage children to strive for worthwhile goals. Over time, a bidirectional relationship emerges: Achievement fosters self-esteem, which contributes to further effort and gains in performance (Gest, Domitrovich, & Welsh, 2005; Marsh et al., 2005).

What can adults do to promote, and to avoid undermining, this mutually supportive relationship between motivation and self-esteem? Some answers come from research on the precise content of adults' messages to children in achievement situations.

Achievement-Related Attributions. *Attributions* are our common, everyday explanations for the causes of behavior—our answers to the question, "Why did I or another person do that?" Notice how Joey, in talking about the spelling bee at the beginning of this chapter, attributes his disappointing performance to *luck* (Belinda got all the easy words) and his usual success to *ability* (he *knows* he's a better speller than Belinda). Joey also appreciates that *effort* matters: "I knocked myself out studying those spelling lists."

Cognitive development permits school-age children to separate all these variables in explaining performance (Dweck, 2002). Those who are high in academic self-esteem and motivation make **mastery-oriented attributions,** crediting their successes to ability—a characteristic they can improve through trying hard and can count on when facing new challenges. And they attribute failure to factors that can be changed or controlled, such as insufficient effort or a very difficult task (Heyman & Dweck, 1998). Whether these children succeed or fail, they take an industrious, persistent approach to learning.

In contrast, children who develop **learned helplessness** attribute their failures, not their successes, to ability. When they succeed, they conclude that external factors, such as luck, are responsible. Unlike their mastery-oriented counterparts, they believe that ability is fixed and cannot be improved by trying hard (Cain & Dweck, 1995). When a task is difficult, these children experience an anxious loss of control—in Erikson's terms, a pervasive sense of inferiority. They give up without really trying.

© TAMPA BAY TIMES/LARA CERRI/THE IMAGE WORKS

A 7-year-old in a woodworking class seeks additional information on how to assemble a jewelry box. Using this mastery-oriented, effortful approach to overcoming obstacles, his performance will improve over time.

Children's attributions affect their goals. Mastery-oriented children seek information on how best to increase their ability through effort. Hence, their performance improves over time (Blackwell, Trzesniewski, & Dweck, 2007). In contrast, learned-helpless children focus on obtaining positive and avoiding negative evaluations of their fragile sense of ability. Over time, their ability no longer predicts how well they do (Pomerantz & Saxon, 2001). Because they fail to connect effort with success, learned-helpless children do not develop the metacognitive and self-regulatory skills necessary for high achievement (see Chapter 9). Lack of effective learning strategies, reduced persistence, and a sense of loss of control sustain one another in a vicious cycle (Chan & Moore, 2006).

Influences on Achievement-Related Attributions. What accounts for the different attributions of mastery-oriented and learned-helpless children? Adult communication plays a key role (Pomerantz & Dong, 2006.) Children with a learned-helpless style often have parents who believe that their child is not very capable and must work harder than others to succeed. When the child fails, the parent might say, "You can't do that, can you? It's OK if you quit." When the child succeeds, the parent might offer feedback that evaluates the child's traits ("You're so smart"). Such trait statements—even when positive—encourage children to adopt a fixed view of ability, which leads them to question their competence in the face of challenges (Mueller & Dweck, 1998).

Teachers' messages also affect children's attributions. Teachers who attribute children's failures to insufficient effort, who are caring and helpful, and who emphasize learning over getting good grades tend to have mastery-oriented students (Anderman et al., 2001; Natale et al., 2009). In contrast, students with unsupportive teachers often regard their performance as

externally controlled (by teachers or by luck), withdraw from learning activities, and decline in achievement—outcomes that lead children to doubt their ability (Skinner, Zimmer-Gembeck, & Connell, 1998).

For some children, performance is especially likely to be undermined by adult feedback. Despite their higher achievement, girls more often than boys blame poor performance on lack of ability. When girls do not do well, they tend to receive messages from teachers and parents that their ability is at fault, and negative stereotypes (for example, that girls are weak at math) undermine their interest and effort (Bleeker & Jacobs, 2004; Cole et al., 1999). And as Chapter 9 revealed, low-SES ethnic minority students often receive less favorable feedback from teachers, especially when assigned to homogeneous groups of poorly achieving students—conditions that result in a drop in academic self-esteem and achievement (Harris & Graham, 2007).

LOOK AND LISTEN

Observe a school-age child working on a challenging homework assignment under the guidance of a parent or other adult. What features of the adult's communication likely foster mastery-oriented attributions? How about learned helplessness? Explain. ●

Finally, cultural values affect the likelihood that children will develop learned helplessness. Asian parents and teachers are more likely than their American counterparts to view effort as key to success and as a moral responsibility—messages they transmit to children (Mok, Kennedy, & Moore, 2011; Pomerantz, Ng, & Wang, 2008). Asians also attend more to failure than to success because failure indicates where corrective action is needed. Americans, in contrast, focus more on success because it enhances self-esteem. Observations of U.S. and Chinese mothers' responses to their fourth and fifth graders' puzzle solutions revealed that the U.S. mothers offered more praise after success, whereas the Chinese mothers more often pointed out the child's inadequate performance. And Chinese mothers made more task-relevant statements aimed at ensuring that children exerted sufficient effort ("You concentrated on it": "You got only 6 out of 12") (see Figure 10.2) (Ng, Pomerantz, & Lam, 2007). When children continued with the task after mothers left the room, the Chinese children showed greater gains in performance.

Fostering a Mastery-Oriented Approach. Attribution research suggests that well-intended messages from adults sometimes undermine children's competence. An intervention called *attribution retraining* encourages learned-helpless children to believe that they can overcome failure by exerting more effort. Children are given tasks difficult enough that they will experience some failure, followed by repeated feedback that helps them revise their attributions: "You can do it if you try harder." After they succeed, children receive additional feedback—"You're really good at this" or "You really tried hard on that one"—so that they attribute their success to both ability and effort, not chance. Another approach is to encourage low-effort students to focus less on grades and more on mastering a task

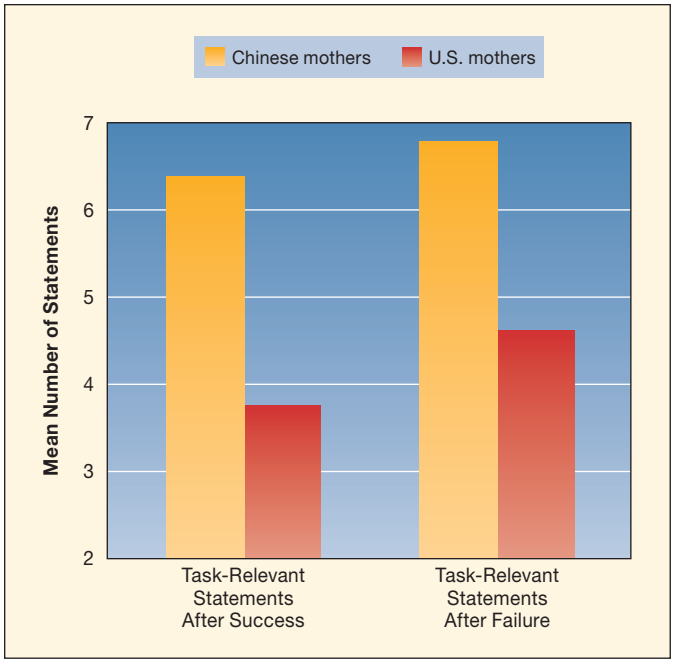

FIGURE 10.2 Chinese and U.S. mothers' task-relevant statements in response to their fourth-grade child's success or failure on puzzle tasks. Observations revealed that regardless of whether their child had just succeeded or failed, Chinese mothers were more likely than U.S. mothers to make task-relevant statements aimed at ensuring that the child exerted high effort. (Adapted from Ng, Pomerantz, & Lam, 2007.)

for individual improvement (Hilt, 2004; Yeh, 2010). Instruction in effective strategies and self-regulation is also vital, to compensate for development lost in this area and to ensure that renewed effort pays off (Wigfield et al., 2006).

Attribution retraining is best begun early, before children's views of themselves become hard to change. An even better approach is to prevent learned helplessness, using the strategies summarized in Applying What We Know on the following page.

ASK YOURSELF

REVIEW How does level of self-esteem change in middle childhood, and what accounts for these changes?

CONNECT What cognitive changes, described in Chapter 9, support the transition to a self-concept emphasizing competencies, personality traits, and social comparisons?

APPLY Should parents promote children's self-esteem by telling them they're "smart" or "wonderful"? Are children harmed if they do not feel good about everything they do? Why or why not?

REFLECT Recall your own attributions for academic successes and failures when you were in elementary school. What are those attributions like now? What messages from others may have contributed to your attributions?

Applying What We Know

Fostering a Mastery-Oriented Approach to Learning

Strategy	Description
Provision of tasks	Select tasks that are meaningful, responsive to a diversity of student interests, and appropriately matched to current competence so that the child is challenged but not overwhelmed.
Parent and teacher encouragement	Communicate warmth, confidence in the child's abilities, the value of achievement, and the importance of effort in success. Model high effort in overcoming failure. (For teachers) Communicate often with parents, suggesting ways to foster children's effort and progress. (For parents) Monitor schoolwork; provide scaffolded assistance that promotes knowledge of effective strategies and self-regulation.
Performance evaluations	Make evaluations private; avoid publicizing success or failure through wall posters, stars, privileges for "smart" children, or prizes for "best" performance. Emphasize individual progress and self-improvement.
School environment	Offer small classes, which permit teachers to provide individualized support for mastery. Provide for cooperative learning and peer tutoring, in which children assist one another; avoid ability grouping, which makes evaluations of children's progress public. Accommodate individual and cultural differences in learning styles. Create an atmosphere that sends a clear message that all students can learn.

Sources: Hilt, 2004; Wigfield et al., 2006.

Emotional Development

Greater self-awareness and social sensitivity support gains in emotional competence in middle childhood. Changes take place in experience of self-conscious emotions, emotional understanding, and emotional self-regulation.

Self-Conscious Emotions

In middle childhood, the self-conscious emotions of pride and guilt become clearly governed by personal responsibility. Children experience pride in a new accomplishment and guilt over a transgression, even when no adult is present (Harter & Whitesell, 1989). Also, children no longer report guilt for any mishap, as they did earlier, but only for intentional wrongdoing, such as ignoring responsibilities, cheating, or lying (Ferguson, Stegge, & Damhuis, 1991).

Pride motivates children to take on further challenges, whereas guilt prompts them to make amends and to strive for self-improvement. But in Chapter 8 we noted that excessive guilt is linked to depressive symptoms. And harsh, insensitive reprimands from adults ("Everyone else can do it! Why can't you?") can lead to intense shame, which is particularly destructive, yielding both internalizing and externalizing problems (see page 260).

Emotional Understanding

School-age children's understanding of mental activity means that, unlike preschoolers, they are likely to explain emotion by referring to internal states, such as happy or sad thoughts, rather than to external events (Flavell, Flavell, & Green, 2001). Also, between ages 6 and 12, children become more aware of circumstances likely to spark mixed emotions, each of which may be positive or negative and may differ in intensity (Larsen, To, & Fireman, 2007; Pons et al., 2003). For example, recalling the birthday present he received from his grandmother, Joey reflected, "I was very happy that I got something but a little sad that I didn't get just what I wanted."

Appreciating mixed emotions helps children realize that people's expressions may not reflect their true feelings (Misailidi, 2006; Saarni, 1999). It also fosters awareness of self-conscious emotions. For example, between ages 6 and 7, children improve sharply in ability to distinguish pride from happiness and surprise (Tracy, Robins, & Lagattuta, 2005). And 8- and 9-year-olds understand that pride combines two sources of happiness—joy in accomplishment and joy that a significant person recognized that accomplishment (Harter, 1999). Furthermore, children of this age can reconcile contradictory facial and situational cues in figuring out another's feelings (see page 258 in Chapter 8).

As with self-understanding, gains in emotional understanding are supported by cognitive development and social experiences, especially adults' sensitivity to children's feelings and willingness to discuss emotions. Together, these factors lead to a rise in empathy as well. As children move closer to adolescence, advances in perspective taking permit an empathic response not just to people's immediate distress but also to their general life condition (Hoffman, 2000). As Joey and Lizzie imagined how people who are chronically ill or hungry feel and

© JIM WEST/THE IMAGE WORKS

Detroit-area schoolchildren prepare meal packages for families in need. Gains in emotional understanding and perspective taking enable children to expand their empathic responding to include people's general life condition.

evoked those emotions in themselves, they gave part of their allowance to charity and joined in fundraising projects through school, community center, and scouting.

Emotional Self-Regulation

Rapid gains in emotional self-regulation occur in middle childhood. As children engage in social comparison and care more about peer approval, they must learn to manage negative emotion that threatens their self-esteem.

By age 10, most children shift adaptively between two general strategies for managing emotion. In **problem-centered coping,** they appraise the situation as changeable, identify the difficulty, and decide what to do about it. If problem solving does not work, they engage in **emotion-centered coping,** which is internal, private, and aimed at controlling distress when little can be done about an outcome (Kliewer, Fearnow, & Miller, 1996; Lazarus & Lazarus, 1994). For example, when faced with an anxiety-provoking test or an angry friend, older school-age children view problem solving and seeking social support as the best strategies. But when outcomes are beyond their control—for example, after receiving a bad grade—they opt for distraction or try to redefine the situation: "Things could be worse. There'll be another test." School-age children's improved ability to appraise situations and reflect on thoughts and feelings means that, compared with preschoolers, they more often use these internal strategies to manage emotion (Brenner & Salovey, 1997).

Furthermore, through interacting with parents, teachers, and peers, school-age children become more knowledgeable about socially approved ways to display negative emotion. They increasingly prefer verbal strategies ("Please stop pushing and wait your turn") to crying, sulking, or aggression (Shipman et al., 2003). Young school-age children justify these more mature displays of emotion by mentioning avoidance of punishment or adult approval but, by third grade, they begin to emphasize concern for others' feelings. Children with this awareness are rated as especially helpful, cooperative, and socially responsive by teachers and as better-liked by peers (Garner, 1996; McDowell & Parke, 2000).

When emotional self-regulation has developed well, school-age children acquire a sense of *emotional self-efficacy*—a feeling of being in control of their emotional experience (Saarni, 2000; Thompson & Goodman, 2010). This fosters a favorable self-image and an optimistic outlook, which further help children face emotional challenges. As at younger ages, school-age children whose parents respond sensitively and helpfully when the child is distressed are emotionally well-regulated—generally upbeat in mood and also empathic and prosocial. In contrast, poorly regulated children often experience hostile, dismissive parental reactions to distress (Davidov & Grusec, 2006; Zeman, Shipman, & Suveg, 2002). These children are overwhelmed by negative emotion, a response that interferes with empathy and prosocial behavior.

Moral Development

Recall from Chapter 8 that preschoolers pick up many morally relevant behaviors through modeling and reinforcement. By middle childhood, they have had time to internalize rules for good conduct: "It's good to help others in trouble" or "It's wrong to take something that doesn't belong to you." This change leads children to become considerably more independent and trustworthy.

In Chapter 8, we also saw that children do not just copy their morality from others. As the cognitive-developmental approach emphasizes, they actively think about right and wrong. An expanding social world, the capacity to consider more information when reasoning, and perspective taking lead moral understanding to advance greatly in middle childhood.

Moral and Social-Conventional Understanding

During the school years, children construct a flexible appreciation of moral rules. By age 7 to 8, they no longer say truth telling is always good and lying is always bad but also consider prosocial and antisocial intentions. They evaluate certain types of truthfulness very negatively—for example, blunt statements, particularly when made in public contexts where they are especially likely to have negative social consequences (telling a classmate that you don't like her drawing) (Bussey, 1999; Ma et al., 2011). And although both Chinese and Canadian schoolchildren consider lying about antisocial acts "very naughty," Chinese children—influenced by collectivist values—more often rate lying favorably when the intention is modesty, as when a student who has thoughtfully picked up litter from the playground says, "I didn't do it" (Lee et al., 1997, 2001). Similarly, Chinese children are more likely to favor lying to support the group at the expense of the individual (saying you're sick so, as a poor singer, you won't harm your class's chances of winning a singing competition). In contrast, Canadian children more often favor lying to support the individual at the expense of the group (claiming that a friend who is a poor speller is actually a

© SYRACUSE NEWSPAPERS/J. BERRY/THE IMAGE WORKS

This 10-year-old understands the moral implications of observing social conventions, such as expressing respect for his country's flag. He also grasps that flag burning might be justifiable as a form of freedom of expression in another context—a country that treats its citizens unfairly.

good speller because he wants to participate in a spelling competition) (Fu et al., 2007).

As children's ideas about justice take into account an increasing number of variables, they clarify and link moral imperatives and social conventions. School-age children, for example, distinguish social conventions with a clear *purpose* (not running in school hallways to prevent injuries) from ones with no obvious justification (crossing a "forbidden" line on the playground). They regard violations of purposeful social conventions as closer to moral transgressions (Buchanan-Barrow & Barrett, 1998). With age, they also realize that people's *intentions* and the *contexts* of their actions affect the moral implications of violating a social convention. In one study, 8- to 10-year-olds stated that because of a flag's symbolic value, burning it to express disapproval of a country or to start a cooking fire is worse than burning it accidentally. But they recognized that flag burning is a form of freedom of expression, and most agreed that it would be acceptable in a country that treated its citizens unfairly (Helwig & Prencipe, 1999).

Children in Western and non-Western cultures reason similarly about moral and social-conventional concerns (Neff & Helwig, 2002; Nucci, 2002, 2005, 2008). When a directive is fair and caring, such as telling children to stop fighting or to share candy, school-age children view it as right, regardless of who states it—a principal, a teacher, or a child with no authority. In contrast, even in Korean culture, which places a high value on deference to authority, 7- to 11-year-olds evaluate negatively a teacher's or principal's order to engage in immoral acts, such as stealing or refusing to share—a response that strengthens with age (Kim, 1998; Kim & Turiel, 1996). In sum, children everywhere seem to realize that higher principles, independent of rule and authority, must prevail when people's personal rights and welfare are at stake.

Understanding Individual Rights

When children challenge adult authority, they typically do so within the personal domain. As their grasp of moral imperatives and social conventions strengthens, so does their conviction that certain choices, such as hairstyle, friends, and leisure activities, are up to the individual. A Colombian child illustrated this passionate defense of personal control when asked if a teacher had the right to tell a student where to sit during circle time. In the absence of a moral reason from the teacher, the child declared, "She should be able to sit wherever she wants" (Ardila-Rey & Killen, 2001, p. 249).

Notions of personal choice, in turn, enhance children's moral understanding. As early as age 6, children view freedom of speech and religion as individual rights, even if laws exist that deny those rights (Helwig, 2006). And they regard laws that discriminate against individuals—for example, denying certain people access to medical care or education—as wrong and worthy of violating (Helwig & Jasiobedzka, 2001). In justifying their responses, children appeal to personal privileges and, by the end of middle childhood, to the importance of individual rights for maintaining a fair society.

At the same time, older school-age children place limits on individual choice, depending on circumstances. While they believe that nonacademic matters (such as where to go on field trips) are best decided democratically, they regard the academic curriculum as the province of teachers, based on teachers' superior ability to make such choices (Helwig & Kim, 1999). And fourth graders faced with conflicting moral and personal concerns—such as whether or not to befriend a classmate of a different race or gender—typically decide in favor of kindness and fairness (Killen et al., 2002). Partly for this reason, as we will see next, prejudice usually declines during middle childhood.

Understanding Diversity and Inequality

By the early school years, children associate power and privilege with white people and poverty and inferior status with people of color. They do not necessarily acquire these views directly from parents or friends, whose attitudes are often different from their own (Aboud & Doyle, 1996). Rather, children seem to pick up prevailing societal attitudes from implicit messages in the media and elsewhere in their environments. Powerful sources include social contexts that present a world sorted into groups, such as racial and ethnic segregation in schools and communities.

In-Group and Out-Group Biases: Development of Prejudice. Studies in diverse Western nations confirm that by age 5 to 6, white children generally evaluate their own racial group favorably and other racial groups less favorably or negatively. *In-group favoritism* emerges first; children simply prefer their own group, generalizing from self to similar others (Bennett et al., 2004; Nesdale et al., 2004). And the ease with which a trivial group label supplied by an adult can induce in-group favoritism is striking. In one study, Caucasian-American 5-year-olds were told that they were members of a group based on T-shirt color. Although no information was provided about group status and the children never met any group members, they still displayed vigorous in-group favoritism

(Dunham, Baron, & Carey, 2011). When shown photos of unfamiliar agemates wearing either an in-group or an out-group shirt, the children claimed to like members of their own group better, gave them more resources, and engaged in positively biased recall of group members' behavior.

Out-group prejudice requires a more challenging social comparison between in-group and out-group. But it does not take long for white children to acquire negative attitudes toward ethnic minority out-groups when such attitudes are encouraged by circumstances in their environments. When white Canadian 4- to 7-year-olds living in a white community and attending nearly all-white schools sorted positive and negative adjectives into boxes labeled as belonging to a white child and a black child, out-group prejudice emerged at age 5. Unfortunately, many minority children show a reverse pattern: *out-group favoritism,* in which they assign positive characteristics to the privileged white majority and negative characteristics to their own group (Averhart & Bigler, 1997; Corenblum, 2003).

But recall that with age, children pay more attention to inner traits. The capacity to classify the social world in multiple ways enables school-age children to understand that people who look different need not think, feel, or act differently (Aboud, 2008). Consequently, voicing of negative attitudes toward minorities declines. After age 7 to 8, both majority and minority children express in-group favoritism, and white children's prejudice against out-group members often weakens (Nesdale et al., 2005; Ruble et al., 2004).

Yet even in children aware of the injustice of discrimination, prejudice can operate unintentionally and without awareness—as it does in many white adults (Dunham, Baron, & Banaji, 2006). Consider a study in which German and Dutch 9- to 15-year-olds were presented with pictures of Turkish and Moroccan immigrants, the largest ethnic minority groups in the two countries. Each was followed by a target picture with either emotionally positive or negative content, which the participants were asked to categorize quickly as either positive or negative by pressing a key (Degner & Wentura, 2010). With age, the participants responded more rapidly when negative rather than positive target pictures followed the immigrant images. Negative affect toward the ethnic minorities "spilled over" to the target pictures—evidence for automatic prejudice.

Findings like these raise the question of whether the decline in overt racial bias during middle childhood is a true decrease or whether it reflects older children's growing awareness of widely held standards that deem prejudice to be inappropriate—or both. Around age 10, white children start to avoid talking about race to appear unbiased, just as many adults do (Apfelbaum et al., 2008). At least to some degree, then, older school-age children's desire to present themselves in a socially acceptable light may contribute to reduced expressions of out-group prejudice.

Nevertheless, the extent to which children hold racial and ethnic biases varies, depending on the following personal and situational factors:

- *A fixed view of personality traits.* Children who believe that people's personality traits are fixed rather than changeable often judge others as either "good" or "bad." Ignoring motives and circumstances, they readily form prejudices on the basis of limited information. For example, they might infer that "a new child at school who tells a lie to get other kids to like her" is simply a bad kid (Levy & Dweck, 1999).
- *Overly high self-esteem.* Children (and adults) with very high self-esteem are more likely to hold racial and ethnic prejudices (Baumeister et al., 2003; Bigler, Brown, & Markell, 2001). These individuals seem to belittle disadvantaged people or groups to justify their own extremely favorable, yet insecure, self-evaluations. Furthermore, children who say their own ethnicity makes them feel especially "good"—and thus perhaps socially superior—are more likely to display in-group favoritism and out-group prejudice (Pfeifer et al., 2007).
- *A social world in which people are sorted into groups.* The more adults highlight group distinctions and the less interracial contact children experience in their families, schools, and communities, the more likely white children will express in-group favoritism and out-group prejudice (Killen et al., 2010).

Reducing Prejudice. Research confirms that an effective way to reduce prejudice is through intergroup contact, in which racially and ethnically different children have equal status, work toward common goals, and become personally acquainted, and in which parents and teachers expect them to engage in such interaction. Children assigned to cooperative learning groups with peers of diverse backgrounds show low levels of prejudice in their expressions of likability and in their behavior. For example, they form more cross-race friendships (Pettigrew & Tropp, 2006). Sharing thoughts and feelings with close, cross-race friends, in turn, reduces even subtle, unintentional prejudices (Turner, Hewstone, & Voci, 2007). But these positive effects seem not to generalize to out-group members who are not part of these learning teams.

THE STAR-LEDGER/STEVE HOCKSTEIN/THE IMAGE WORKS

Third graders perform a traditional Chinese dance at their culturally diverse school. Long-term contact and collaboration with members of other ethnic groups reduces prejudice.

Long-term contact and collaboration among neighborhood, school, and community groups may be the best way to reduce prejudice (Rutland, Killen, & Abrams, 2010). Classrooms that expose children to ethnic diversity, teach them to value those differences, directly address the damage caused by prejudice, and encourage perspective taking and empathy both prevent children from forming negative biases and reduce already acquired biases (Dweck, 2009).

Finally, inducing children to view others' traits as changeable, by discussing with them the many possible influences on those traits, is helpful. The more children believe that people can change their personalities, the more they report liking and perceiving themselves as similar to members of disadvantaged out-groups. Furthermore, children who believe in the changeability of human attributes spend more time volunteering to help the needy (Karafantis & Levy, 2004). Volunteering may, in turn, promote a changeable view of others by helping children take the perspective of the underprivileged and appreciate the social conditions that lead to disadvantage.

ASK YOURSELF

REVIEW How does emotional self-regulation improve in middle childhood? What implications do these changes have for children's self-esteem?

CONNECT Cite examples of how older children's capacity to take more information into account enhances their emotional and moral understanding.

APPLY Ten-year-old Marla says her classmate Bernadette will never get good grades because she's lazy. Jane believes that Bernadette tries but can't concentrate because her parents are divorcing. Why is Marla more likely than Jane to develop prejudices?

REFLECT Did you attend an integrated elementary school? Why is school integration vital for reducing racial and ethnic prejudice?

Peer Relations

In middle childhood, the society of peers becomes an increasingly important context for development. Peer contact, as we have seen, contributes to perspective taking and understanding of self and others. These developments, in turn, enhance peer interaction. Compared with preschoolers, school-age children resolve conflicts more effectively, using persuasion and compromise (Mayeux & Cillessen, 2003). Sharing, helping, and other prosocial acts also increase. In line with these changes, aggression declines. But the drop is greatest for physical attacks (Côte et al., 2007). As we will see, verbal and relational aggression continue as children form peer groups.

Peer Groups

TAKE A MOMENT... Watch children in the schoolyard or neighborhood, and notice how often they gather in groups of three to a dozen or more. In what ways are members of the same group noticeably alike?

By the end of middle childhood, children display a strong desire for group belonging. They form **peer groups,** collectives that generate unique values and standards for behavior and a social structure of leaders and followers. Peer groups organize on the basis of proximity (being in the same classroom) and similarity in sex, ethnicity, academic achievement, popularity, and aggression (Rubin, Bukowski, & Parker, 2006).

The practices of these informal groups lead to a "peer culture" that typically involves a specialized vocabulary, dress code, and place to "hang out." As children develop these exclusive associations, the codes of dress and behavior that grow out of them become more broadly influential. Schoolmates who deviate—by "kissing up" to teachers, wearing the wrong kind of shirt or shoes, or tattling on classmates—are often rebuffed, becoming targets of critical glances and comments. These customs bind peers together, creating a sense of group identity. Within the group, children acquire many social skills—cooperation, leadership, followership, and loyalty to collective goals.

Most school-age children believe a group is wrong to exclude a peer (Killen, Crystal, & Watanabe, 2002). Nevertheless, children do exclude, often using relationally aggressive tactics. Peer groups—at the instigation of their leaders, who can be skillfully aggressive—frequently oust no longer "respected" children. Some of these castouts, whose own previous behavior toward outsiders reduces their chances of being included elsewhere, turn to other low-status peers with poor social skills (Farmer et al., 2010; Werner & Crick, 2004). Socially anxious

DAVID ROTH/TAXI/GETTY IMAGES

These boys have probably established a peer-group structure of leaders and followers as they gather for joint activities. Their relaxed body language and similar way of dressing suggest a strong sense of group belonging.

children, when ousted, often become increasingly peer-avoidant and thus more isolated (Buhs, Ladd, & Herald-Brown, 2010). In either case, opportunities to acquire socially competent behavior diminish. As excluded children's class participation declines, their academic achievement suffers.

School-age children's desire for group membership can also be satisfied through formal group ties such as scouting, 4-H, and religious youth groups. Adult involvement holds in check the negative behaviors associated with children's informal peer groups. And through working on joint projects and helping in their communities, children gain in social and moral maturity (Vandell & Shumow, 1999).

Friendships

Whereas peer groups provide children with insight into larger social structures, friendships contribute to the development of trust and sensitivity. During the school years, friendship becomes more complex and psychologically based. Consider the following 8-year-old's ideas:

> *Why is Shelly your best friend?* Because she helps me when I'm sad, and she shares. . . . *What makes Shelly so special?* I've known her longer, I sit next to her and got to know her better. . . . *How come you like Shelly better than anyone else?* She's done the most for me. She never disagrees, she never eats in front of me, she never walks away when I'm crying, and she helps me with my homework. . . . *How do you get someone to like you?* . . . If you're nice to [your friends], they'll be nice to you. (Damon, 1988b, pp. 80–81)

As these responses show, friendship has become a mutually agreed-on relationship in which children like each other's personal qualities and respond to one another's needs and desires. And once a friendship forms, *trust* becomes its defining feature. School-age children state that a good friendship is based on acts of kindness that signify that each person can be counted on to support the other (Hartup & Abecassis, 2004). Consequently, older children regard violations of trust, such as not helping when others need help, breaking promises, and gossiping behind the other's back, as serious breaches of friendship.

LOOK AND LISTEN

Ask an 8- to 11-year-old to tell you what he or she looks for in a best friend. Is *trust* centrally important? Does the child mention personality traits, just as school-age children do in describing themselves? ●

Because of these features, school-age children's friendships are more selective. Whereas preschoolers say they have lots of friends, by age 8 or 9, children name only a handful of good friends. Girls, who demand greater closeness than boys, are more exclusive in their friendships (Markovits, Benenson, & Dolensky, 2001).

In addition, children tend to select friends similar to themselves in age, sex, ethnicity, and SES. Friends also resemble one another in personality (sociability, inattention/hyperactivity, aggression, depression), popularity, academic achievement,

© CREATAS/PHOTOLIBRARY

School-age children tend to select friends who are similar to themselves in personality and academic achievement. And friendships are fairly stable: These fourth graders are likely to remain friends for at least a full school year.

prosocial behavior, and judgments (including biased perceptions) of other people (Hartup, 2006; Mariano & Harton, 2005). But friendship opportunities offered by children's environments also affect their choices. As noted earlier, in integrated classrooms with mixed-race collaborative learning groups, students form more cross-race friendships.

Over middle childhood, high-quality friendships remain fairly stable, with about 50 to 70 percent enduring over a school year, and some for several years (Berndt, 2004). But context is influential, with friendships spanning several situations—such as school, religious institution, and children of parents' friends—more likely to persist (Troutman & Fletcher, 2010). At the same time, stability increases with age as friendships become psychologically based and, therefore, higher in sharing thoughts and feelings, social support, and prosocial behavior.

School-age friends not only behave more prosocially but also disagree with each other more than nonfriends. At the same time, they use negotiation to resolve conflicts more often than nonfriends do. Friends seem to realize that close relationships can survive disagreements if friends are secure in their liking for each other (Hartup, 2006). Clearly, friendship serves as an important context in which children learn to tolerate criticism and resolve disputes.

Yet the impact of friendships on children's development depends on the nature of those friends. Children who bring kindness and compassion to their friendships strengthen each other's prosocial tendencies and form more lasting ties. When aggressive children make friends, the relationship is often riddled with hostile interaction and is at risk for breakup, especially when just one member of the pair is aggressive (Ellis & Zarbatany, 2007). Aggressive girls' friendships are high in exchange of private feelings but full of jealousy, conflict, and betrayal. Aggressive boys' friendships involve frequent expressions of anger, coercive statements, physical attacks, and enticements to rule-breaking behavior (Bagwell & Coie, 2004; Crick & Nelson, 2002; Werner & Crick, 2004). These findings indicate that the social problems of aggressive children operate within their closest peer ties.

Peer Acceptance

Peer acceptance refers to likability—the extent to which a child is viewed by a group of agemates, such as classmates, as a worthy social partner. Unlike friendship, likability is not a mutual relationship but a one-sided perspective, involving the group's view of an individual. Nevertheless, certain social skills that contribute to friendship also enhance peer acceptance. Better-accepted children tend to have more friends and more positive relationships with them (Lansford et al., 2006).

To assess peer acceptance, researchers usually use self-reports that measure *social preferences*—for example, asking children to identify classmates whom they "like very much" or "like very little" (Hymel et al., 2004). Another approach assesses *social prominence*—children's judgments of the peers most of their classmates admire. Only moderate correspondence exists between the classmates children identify as prominent (looked up to by many others) and those they say they personally prefer (Prinstein & Cillessen, 2003).

Children's self-reports yield four general categories of peer acceptance:

- **Popular children,** who get many positive votes (are well-liked)
- **Rejected children,** who get many negative votes (are disliked)
- **Controversial children,** who get a large number of positive and negative votes (are both liked and disliked)
- **Neglected children,** who are seldom mentioned, either positively or negatively

About two-thirds of students in a typical elementary school classroom fit one of these categories (Coie, Dodge, & Coppotelli, 1982). The remaining one-third, who do not receive extreme scores, are *average* in peer acceptance.

Peer acceptance is a powerful predictor of psychological adjustment. Rejected children, especially, are anxious, unhappy, disruptive, and low in self-esteem. Both teachers and parents rate them as having a wide range of emotional and social problems. Peer rejection in middle childhood is also strongly associated with poor school performance, absenteeism, dropping out, substance use, depression, antisocial behavior, and delinquency in adolescence and with criminality in early adulthood (Ladd, 2005; Laird et al., 2001; Rubin, Bukowski, & Parker, 2006).

However, earlier influences—children's characteristics combined with parenting practices—may largely explain the link between peer acceptance and adjustment. School-age children with peer-relationship problems are more likely to have weak emotion regulation skills and to have experienced family stress due to low income, insensitive child rearing, and coercive discipline (Cowan & Cowan, 2004; Trentacosta & Shaw, 2009). Nevertheless, peer rejection adds to the risk of maladjustment, beyond rejected children's maladaptive behavioral styles (Sturaro et al., 2011).

Determinants of Peer Acceptance. Why is one child liked while another is rejected? A wealth of research reveals that social behavior plays a powerful role.

Popular Children. Two subtypes of popular children exist. The majority are **popular-prosocial children,** who combine academic and social competence, performing well in school and communicating with peers in sensitive, friendly, and cooperative ways (Cillessen & Bellmore, 2004). A smaller number are admired for their socially adept yet belligerent behavior. These **popular-antisocial children** include "tough" boys—athletically skilled but poor students who cause trouble and defy adult authority—and relationally aggressive boys and girls who enhance their own status by ignoring, excluding, and spreading rumors about other children (Rodkin et al., 2000; Rose, Swenson, & Waller, 2004; Vaillancourt & Hymel, 2006).

Although peer admiration gives popular-antisocial children some protection against lasting adjustment difficulties, their antisocial acts require intervention (Prinstein & La Greca, 2004; Rodkin et al., 2006). With age, peers like these high-status, aggressive youths less and less, eventually condemning their nasty tactics and rejecting them.

Rejected Children. Rejected children display a wide range of negative social behaviors. The largest subtype, **rejected-aggressive children,** show high rates of conflict, physical and relational aggression, and hyperactive, inattentive, and impulsive behavior. They are usually deficient in perspective taking, misinterpreting the innocent behaviors of peers as hostile and to blaming others for their social difficulties (Crick, Casas, & Nelson, 2002; Dodge, Coie, & Lynam, 2006; Hoza et al., 2005). Compared with popular-aggressive children, they are more extremely antagonistic. In contrast, **rejected-withdrawn children** are passive and socially awkward. These timid children are overwhelmed by social anxiety, hold negative expectations for treatment by peers, and worry about being scorned and attacked (Hart et al., 2000; Rubin, Bowker, & Gazelle, 2010; Troop-Gordon & Asher, 2005).

Rejected children are excluded by peers as early as kindergarten. Soon their classroom participation declines, their feelings of loneliness rise, their academic achievement falters, and they want to avoid school (Buhs, Ladd, & Herald-Brown, 2010; Gooren et al., 2011). Most have few friends, and some have none—a circumstance that predicts severe adjustment difficulties (Ladd et al., 2011; Pedersen et al., 2007).

Both types of rejected children are at risk for peer harassment. But as the Biology and Environment box on page 342 reveals, rejected-aggressive children also act as bullies, and rejected-withdrawn children are especially likely to be victimized.

LOOK AND LISTEN

Contact a nearby elementary school or a school district to find out what practices are in place to prevent bullying. Inquire about a written antibullying policy, and request a copy. ●

Controversial and Neglected Children. Consistent with the mixed peer opinion they engender, controversial children display a blend of positive and negative social behaviors. They are hostile and disruptive, but they also engage in positive, prosocial acts. Even though some peers dislike them, they have

Biology and Environment

Bullies and Their Victims

Follow the activities of aggressive children over a school day, and you will see that they reserve their hostilities for certain peers. A particularly destructive form of interaction is **peer victimization,** in which certain children become targets of verbal and physical attacks or other forms of abuse. What sustains these repeated assault–retreat cycles between pairs of children?

About 20 percent of children are bullies, while 25 percent are repeatedly victimized. Most bullies are boys who use both physically, verbally, and relationally aggressive tactics, but a considerable number of girls bombard vulnerable classmates with verbal and relational hostility (Cook et al., 2010). As bullies move into adolescence, gender harassment increases—powerful youths (more often boys) delivering insults of a sexual nature against weaker agemates, and heterosexual youths targeting sexual minority peers (Pepler et al., 2006). Furthermore, many youths amplify their attacks through electronic means. About 20 to 40 percent of youths have experienced "cyberbullying" through text messages, e-mail, chat rooms, or other electronic tools (Tokunaga, 2010). They often do not report it to parents or adults at school.

Many bullies are disliked because of their cruelty. But a substantial number are socially prominent youngsters, who are broadly admired for their physical attractiveness, leadership, or athletic abilities (Vaillancourt et al., 2010c). To preserve their high social status, bullies often target already peer-rejected children, whom classmates are unlikely to defend (Veenstra et al., 2010). This helps explain why peers rarely intervene to help victims, and why 20 to 30 percent of onlookers actually encourage bullies, even joining in (Salmivalli & Voeten, 2004).

Chronic victims tend to be passive when active behavior is expected. On the playground, they hang around chatting or wander on their own. When bullied, they give in, cry, and assume defensive postures (Boulton, 1999). Biologically based traits—an inhibited temperament and a frail physical appearance—contribute to victimization. But victims also have histories of resistant attachment, overly controlling child rearing, and maternal overprotection—parenting that prompts anxiety, low self-esteem, and dependency, resulting in a fearful demeanor that marks these children as vulnerable (Snyder et al., 2003). Victims' adjustment problems include depression, loneliness, poor school performance, unruly behavior, and school avoidance (Paul & Cillessen, 2003). And like persistent child abuse, victimization is linked to impaired production of cortisol, suggesting a disrupted physiological response to stress (Vaillancourt et al., 2010b).

© ELLEN B. SENISI PHOTOGRAPHY

Some bullies are high-status youngsters, but many are disliked, or become so, because of their cruelty. And chronic victims are often easy targets—physically weak, passive, and inhibited.

Aggression and victimization are not polar opposites. One-third to one-half of victims are also aggressive. Occasionally, they retaliate against powerful bullies, who respond by abusing them again—a cycle that sustains their victim status (Kochenderfer-Ladd, 2003). Among rejected children, these bully/victims are the most despised. They often have histories of extremely maladaptive parenting, including child abuse. This combination of highly negative home and peer experiences places them at severe risk for maladjustment (Kowalski, Limber, & Agatston, 2008).

Interventions that change victimized children's negative opinions of themselves and that teach them to respond in nonreinforcing ways to their attackers are helpful. Another way to assist victimized children is to help them form and maintain a gratifying friendship. When children have a close friend to whom they can turn for help, bullying episodes usually end quickly. Anxious, withdrawn children with a close friend have fewer adjustment problems than those with no friends (Fox & Boulton, 2006; Laursen et al., 2007).

Although modifying victimized children's behavior can help, this does not mean they are to blame. The best way to reduce bullying is to change youth environments (including school, sports programs, recreation centers, and neighborhoods), promoting prosocial attitudes and behaviors. Effective approaches include developing school and community codes against bullying; teaching child bystanders to intervene; strengthening adult supervision of high-bullying areas in schools, such as hallways and schoolyard; enlisting parents' assistance in changing bullies' behaviors; and (if necessary) moving socially prominent bullies to another class or school (Kiriakidis & Kavoura, 2010; Vaillancourt et al., 2010a).

qualities that protect them from social exclusion. They have as many friends as popular children and are happy with their peer relationships (de Bruyn & Cillessen, 2006; Newcomb, Bukowski, & Pattee, 1993). But like their popular-antisocial and rejected-aggressive counterparts, they often bully others and engage in calculated relational aggression to sustain their dominance (DeRosier & Thomas, 2003; Putallaz et al., 2007).

Perhaps the most surprising finding is that neglected children, once thought to be in need of treatment, are usually well-adjusted. Although they engage in low rates of interaction, most are just as socially skilled as average children. They do not report feeling lonely or unhappy, and when they want to, they can break away from their usual pattern of playing alone, cooperating well with peers and forming positive, stable friendships (Ladd & Burgess, 1999; Ladd et al., 2011). Neglected, socially competent children remind us that an outgoing, gregarious personality style is not the only path to emotional well-being.

Helping Rejected Children. A variety of interventions exist to improve the peer relations and psychological adjustment of rejected children. Most involve coaching, modeling, and reinforcing positive social skills, such as how to initiate interaction with a peer, cooperate in play, and respond to another child with friendly emotion and approval. Several of these programs have produced lasting gains in social competence and peer acceptance (Asher & Rose, 1997; DeRosier, 2007). Combining social-skills training with other treatments increases their effectiveness. Rejected children are often poor students, whose low academic self-esteem magnifies negative reactions to teachers and classmates. Intensive academic tutoring improves both school achievement and social acceptance (O'Neill et al., 1997).

Still another approach focuses on training in perspective taking and in solving social problems. But many rejected-aggressive children are unaware of their poor social skills and do not take responsibility for their social failures (Mrug, Hoza, & Gerdes, 2001). Rejected-withdrawn children, in contrast, are likely to develop a *learned-helpless* approach to peer difficulties—concluding, after repeated rebuffs, that they will never be liked (Wichmann, Coplan, & Daniels, 2004). Both types of children need help attributing their peer difficulties to internal, changeable causes.

As rejected children gain in social skills, teachers must encourage peers to alter their negative opinions. Accepted children often selectively recall their negative acts while overlooking their positive ones (Mikami, Lerner, & Lun, 2010; Peets et al., 2007). Consequently, even in the face of contrary evidence, rejected children's negative reputations tend to persist. Teachers' praise and expressions of liking can modify peer judgments.

Finally, because rejected children's socially incompetent behaviors often originate in a poor fit between the child's temperament and parenting practices, interventions focusing on the child alone may not be sufficient (Bierman & Powers, 2009). Without interventions directed at improving the quality of parent–child interaction, rejected children may soon return to their old behavior patterns.

Gender Typing

Children's understanding of gender roles broadens in middle childhood, and their gender identities (views of themselves as relatively masculine or feminine) change as well. We will see that development differs for boys and girls, and it can vary considerably across cultures.

Gender-Stereotyped Beliefs

Research in many countries reveals that stereotyping of personality traits increases steadily in middle childhood, becoming adultlike around age 11 (Best, 2001; Heyman & Legare, 2004). For example, children regard "tough," "aggressive," "rational," and "dominant" as masculine and "gentle," "sympathetic," and "dependent" as feminine (Serbin, Powlishta, & Gulko, 1993).

Children derive these distinctions from observing sex differences in behavior as well as from adult treatment. When helping a child with a task, for example, parents (especially fathers) behave in a more mastery-oriented fashion with sons, setting higher standards, explaining concepts, and pointing out important features of tasks—particularly during gender-typed pursuits, such as science activities (Tenenbaum & Leaper, 2003; Tenenbaum et al., 2005). Furthermore, parents less often encourage girls to make their own decisions. And both parents and teachers more often praise boys for knowledge and accomplishment, girls for obedience (Good & Brophy, 2003; Leaper, Anderson, & Sanders, 1998; Pomerantz & Ruble, 1998).

Also in line with adult stereotypes, school-age children quickly figure out which academic subjects and skill areas are "masculine" and which are "feminine." They often regard reading, spelling, art, and music as more for girls and mathematics, athletics, and mechanical skills as more for boys (Cvencek, Meltzoff, & Greenwald, 2011; Eccles, Jacobs, & Harold, 1990). These attitudes influence children's preferences for and sense of competence at certain subjects. As we saw earlier (page 332), boys tend to feel more competent at math, science, and athletics, whereas girls feel more competent at language arts—gender differences still evident after controlling for actual performance.

An encouraging sign is that some gender-stereotyped beliefs about achievement may be changing. In several recent investigations carried out in Canada, France, and the United States, a majority of elementary and secondary students disagreed with the idea that math is a "masculine" subject (Martinot & Désert, 2007; Plante, Théoret, & Favreau, 2009; Rowley et al. 2007). And when Canadian students were given the option of rating math as a "feminine" subject (not offered in previous studies), an impressive number expressed the view that it is predominantly feminine. The overwhelming majority of these young people, however, continued to view language arts traditionally—as largely "feminine." And they still perceived girls to do better in language arts than in math.

Although school-age children are aware of many stereotypes, they also develop a more open-minded view of what

males and females *can do* (Trautner et al., 2005). As with racial stereotypes (see page 338), the ability to classify flexibly contributes to this change. School-age children realize that a person's sex is not a certain predictor of his or her personality traits, activities, and behavior. Similarly, by the end of middle childhood, most children regard gender typing as socially rather than biologically influenced (Taylor, Rholdes, & Gelman, 2009).

Nevertheless, acknowledging that people *can* cross gender lines does not mean that children always *approve* of doing so. In one longitudinal study, between ages 7 and 13, children of both genders became more open-minded about girls being offered the same opportunities as boys. This increasing flexibility, however, was less pronounced among boys (Crouter et al., 2007). Furthermore, many school-age children take a harsh view of certain violations—boys playing with dolls and wearing girls' clothing, girls acting noisily and roughly. They are especially intolerant when boys engage in these "cross-gender" acts, which children regard as nearly as bad as moral transgressions (Blakemore, 2003; Levy, Taylor, & Gelman, 1995).

© TAMPA BAY TIMES/CHRIS ZUPPA/THE IMAGE WORKS

An 8-year-old launches the rocket she made in her school's Young Astronaut Club. Whereas school-age boys usually stick to"masculine" pursuits, girls experiment with a wider range of options.

Gender Identity and Behavior

From third to sixth grade, boys tend to strengthen their identification with "masculine" personality traits, whereas girls' identification with "feminine" traits declines. While still leaning toward the "feminine" side, girls are more *androgynous* than boys—more likely to describe themselves as having some "other-gender" characteristics (Serbin, Powlishta, & Gulko, 1993). And whereas boys usually stick to "masculine" pursuits, many girls experiment with a wider range of options—from cooking and sewing to sports and science fairs—and more often consider traditionally male future work roles, such as firefighter or astronomer (Liben & Bigler, 2002).

These changes are due to a mixture of cognitive and social forces. School-age children of both sexes are aware that society attaches greater prestige to "masculine" characteristics. For example, they rate "masculine" occupations as having higher status than "feminine" occupations (Liben, Bigler, & Krogh, 2001). And they more often regard a novel job (such as *clipster,* "a person who tests batteries") as higher in status and as appropriate "for both men and woman" when it is portrayed with a male worker than with a female worker (Liben, Bigler, & Krogh, 2001; Weisgram, Bigler, & Liben, 2010). Messages from adults and peers are also influential. In Chapter 8, we saw that parents (especially fathers) are far less tolerant when sons, as opposed to daughters, cross gender lines. Similarly, a tomboyish girl can make her way into boys' activities without losing the approval of her female peers, but a boy who engages in "feminine" pursuits is likely to be ridiculed and rejected.

As school-age children make social comparisons and characterize themselves in terms of stable dispositions, their gender identity expands to include the following self-evaluations, which greatly affect their adjustment:

- *Gender typicality*—the degree to which the child feels similar to others of the same gender. Although children need not be highly gender-typed to view themselves as gender-typical, their psychological well-being depends, to some degree, on feeling that they "fit in" with their same-sex peers (Egan & Perry, 2001).
- *Gender contentedness*—the degree to which the child feels comfortable with his or her gender assignment, which also promotes happiness.
- *Felt pressure to conform to gender roles*—the degree to which the child feels parents and peers disapprove of his or her gender-related traits. Because such pressure reduces the likelihood that children will explore options related to their interests and talents, children who feel strong gender-typed pressure are often distressed.

In a longitudinal study of third through seventh graders, *gender-typical* and *gender-contented* children gained in self-esteem over the following year. In contrast, children who were *gender-atypical* and *gender-discontented* declined in self-worth. Furthermore, gender-atypical children who reported *intense pressure to conform to gender roles* experienced serious difficulties—withdrawal, sadness, disappointment, and anxiety (Yunger, Carver, & Perry, 2004).

Clearly, how children feel about themselves in relation to their gender group becomes vitally important in middle childhood, and those who experience rejection because of their gender-atypical traits suffer profoundly. Researchers and therapists are debating how best to help children who feel gender-atypical. Some favor providing these children with therapy that reinforces them for engaging in traditional gender-role activities so they will feel more compatible with same-sex peers (Zucker, 2006). Others oppose this approach on grounds that it promotes a pathological view of gender atypicality, is likely to heighten felt pressure to conform (which predicts maladjustment), and—for children who fail to change—may result in parental rejection. These experts advocate intervening with parents and peers to help them become more accepting of children's gender-atypical interests and behaviors (Bigler, 2007; Conway, 2007; Crawford,

2003). ***TAKE A MOMENT...*** In view of what you have learned about the development of children's gender typing, which approach do you think would be more successful, and why?

ASK YOURSELF

REVIEW Why are girls more androgynous than boys in middle childhood?

CONNECT Describe similarities in development of self-concept, attitudes toward ethnic minorities, and gender-stereotyped beliefs in middle childhood.

APPLY What changes in parent–child relationships are probably necessary to help rejected children?

REFLECT As a school-age child, did you have classmates you would classify as popular-aggressive? What were they like, and why do you think peers admired them?

Family Influences

As children move into school, peer, and community contexts, the parent–child relationship changes. At the same time, children's well-being continues to depend on the quality of family interaction. In the following sections, we will see that contemporary diversity in family life—divorce, remarriage, maternal employment, and dual-earner families—can have positive as well as negative effects on children. In later chapters, we take up other family structures, including gay and lesbian families, never-married single-parent families, and the increasing numbers of grandparents rearing grandchildren.

Parent–Child Relationships

In middle childhood, the amount of time children spend with parents declines dramatically. Children's growing independence means that parents must deal with new issues. "I've struggled with how many chores to assign, how much allowance to give, whether their friends are good influences, and what to do about problems at school," Rena remarked. "And then there's the challenge of keeping track of them when they're out—or even when they're home and I'm not there to see what's going on."

Despite these new concerns, child rearing becomes easier for those parents who established an authoritative style during the early years. Reasoning is more effective with school-age children because of their greater capacity for logical thinking and their increased respect for parents' expert knowledge (Collins, Madsen, & Susman-Stillman, 2002). And children of parents who engage in joint decision making where possible are more likely to listen to parents' perspectives in situations where compliance is vital (Russell, Mize, & Bissaker, 2004).

As children demonstrate that they can manage daily activities and responsibilities, effective parents gradually shift control from adult to child. They do not let go entirely but, rather, engage in **coregulation,** a form of supervision in which parents exercise general oversight while letting children take charge of moment-by-moment decision making. Coregulation grows out of a warm, cooperative relationship between parent and child based on give-and-take. Parents must guide and monitor from a distance and effectively communicate expectations when they are with their children. And children must inform parents of their whereabouts, activities, and problems so parents can intervene when necessary (Maccoby, 1984). Coregulation supports and protects children while preparing them for adolescence, when they will make many important decisions themselves.

As at younger ages, mothers tend to spend more time than fathers with school-age children. Mothers also are more knowledgeable about children's everyday activities. Still, many fathers are highly involved (Galinsky, Aumann, & Bond, 2009). Each parent, however, tends to devote more time to children of their own sex (Lamb & Lewis, 2004; Tucker, McHale, & Crouter, 2003). And parents are more vigilant about monitoring the activities of same-sex children while their children are away from home.

Although school-age children often press for greater independence, they know how much they need their parents' support. In one study, fifth and sixth graders described parents as the most influential people in their lives (Furman & Buhrmester, 1992). They often turned to mothers and fathers for affection, advice, enhancement of self-worth, and assistance with everyday problems.

Siblings

In addition to parents and friends, siblings continue to be important sources of support. Yet sibling rivalry tends to increase in middle childhood. As children participate in a wider range of activities, parents often compare siblings' traits and accomplishments (Dunn, 2004; Tamrouti-Makkink et al., 2004). The child who gets less parental affection, more disapproval, or fewer material resources is likely to be resentful and show poorer adjustment.

BRUCE LAURANCE/BLEND IMAGES/GETTY IMAGES

Although sibling rivalry tends to increase in middle childhood, siblings also provide each other with emotional support and help with difficult tasks.

For same-sex siblings who are close in age, parental comparisons are more frequent, resulting in more quarreling and antagonism. This effect is particularly strong when parents are under stress as a result of financial worries, marital conflict, single parenthood, or child negativity (Jenkins, Rasbash, & O'Connor, 2003). Parents whose energies are drained become less careful about being fair.

To reduce this rivalry, siblings often strive to be different from one another. For example, two brothers I know deliberately selected different athletic pursuits and musical instruments. If the older one did especially well at an activity, the younger one did not want to try it. Parents can limit these effects by making an effort not to compare children, but some feedback about their competencies is inevitable. As siblings strive to win recognition for their own uniqueness, they shape important aspects of each other's development.

Although conflict rises, school-age siblings continue to rely on each other for companionship, assistance, and emotional support (Seibert & Kerns, 2009). When researchers asked siblings about shared daily activities, children mentioned that older siblings often helped younger siblings with academic and peer challenges. And both offered each other help with family issues (Tucker, McHale, & Crouter, 2001). But for siblings to reap these benefits, parental encouragement of warm, considerate sibling ties is vital. The more positive their relationship, the more siblings resolve disagreements constructively, provide emotional support and concrete forms of assistance, and contribute to resilience in the face of major stressors, such as parental divorce (Conger, Stocker, & McGuire, 2009; Soli, McHale, & Feinberg, 2009).

When siblings get along well, the older sibling's academic and social competence tends to "rub off on" the younger sibling, fostering more favorable achievement and peer relations (Brody & Murry, 2001; Lamarche et al., 2006). But destructive sibling conflict in middle childhood is associated with negative outcomes, including conflict-ridden peer relationships, anxiety, depressed mood, and later substance use and delinquency, even after other family relationship factors are controlled (Criss & Shaw, 2005; Kim et al., 2007; Stocker, Burwell, & Briggs, 2002).

Only Children

Although sibling relationships bring many benefits, they are not essential for healthy development. Contrary to popular belief, only children are not spoiled, and in some respects, they are advantaged. U.S. children growing up in one-child and multichild families do not differ in self-rated personality traits (Mottus, Indus, & Allik, 2008). And compared to children with siblings, only children are higher in self-esteem and achievement motivation, do better in school, and attain higher levels of education. One reason may be that only children have somewhat closer relationships with parents, who may exert more pressure for mastery and accomplishment (Falbo, 1992). However, only children tend to be less well-accepted in the peer group, perhaps because they have not had opportunities to learn effective conflict-resolution strategies through sibling interactions (Kitzmann, Cohen, & Lockwood, 2002).

WANG ZHAO/AFP/GETTY IMAGES

Limiting family size has been a national policy in China for more than three decades. In urban areas, the majority of couples have no more than one child.

Favorable development also characterizes only children in China, where a one-child family policy has been strictly enforced in urban areas for more than three decades to control population growth (Yang, 2008). Compared with agemates who have siblings, Chinese only children are advanced in cognitive development and academic achievement. They also feel more emotionally secure, perhaps because government disapproval promotes tension in families with more than one child (Falbo & Poston, 1993; Jiao, Ji, & Jing, 1996; Yang et al., 1995). Chinese mothers usually ensure that their children have regular contact with first cousins (who are considered siblings). Perhaps as a result, Chinese only children do not differ from agemates with siblings in social skills and peer acceptance (Hart, Newell, & Olsen, 2003). The next generation of Chinese only children, however, will have no first cousins.

China's birth rate, at 1.5 overall and 0.7 in its largest cities, is now lower than that of many developed nations. As a result, its elderly population is rapidly increasing while its working-age population has leveled off—an imbalance that threatens the country's economic progress. And because sons are more highly valued than daughters, the policy has resulted in an epidemic of abortions of female fetuses and abandonment of girl babies, yielding a vastly skewed population sex ratio (130 male births for every 100 female births) that jeopardizes social stability (Zhu & Hesketh, 2009). Consequently, China is considering relaxing the one-child policy, but it is now so culturally ingrained that couples typically say they would not have a second child, even if offered the opportunity (LaFraniere, 2011).

Divorce

Children's interactions with parents and siblings are affected by other aspects of family life. Joey and Lizzie's relationship, Rena told me, had been particularly negative only a few years before.

Joey pushed, hit, and taunted Lizzie and called her names. Although she tried to retaliate, she was no match for Joey's larger size. The arguments usually ended with Lizzie running in tears to her mother. Joey and Lizzie's fighting coincided with their parents' growing marital unhappiness. When Joey was 8 and Lizzie 5, their father, Drake, moved out.

Between 1960 and 1985, divorce rates in Western nations rose dramatically before stabilizing in most countries. The United States has experienced a decline in divorces over the past decade, largely due to a rise in age at first marriage (Amato & Dorius, 2010). Nevertheless, the United States continues to have the highest divorce rate in the world (see Figure 10.3). Of the 45 percent of American marriages that end in divorce, half involve children. At any given time, one-fourth of U.S. children live in single-parent households. Although most reside with their mothers, the percentage in father-headed households has increased steadily, to about 12 percent (Federal Interagency Forum on Child and Family Statistics, 2011).

Children of divorce spend an average of five years in a single-parent home—almost a third of childhood. For many, divorce leads to new family relationships. About two-thirds of divorced parents marry again. Half their children eventually experience a third major change—the end of a parent's second marriage (Hetherington & Kelly, 2002).

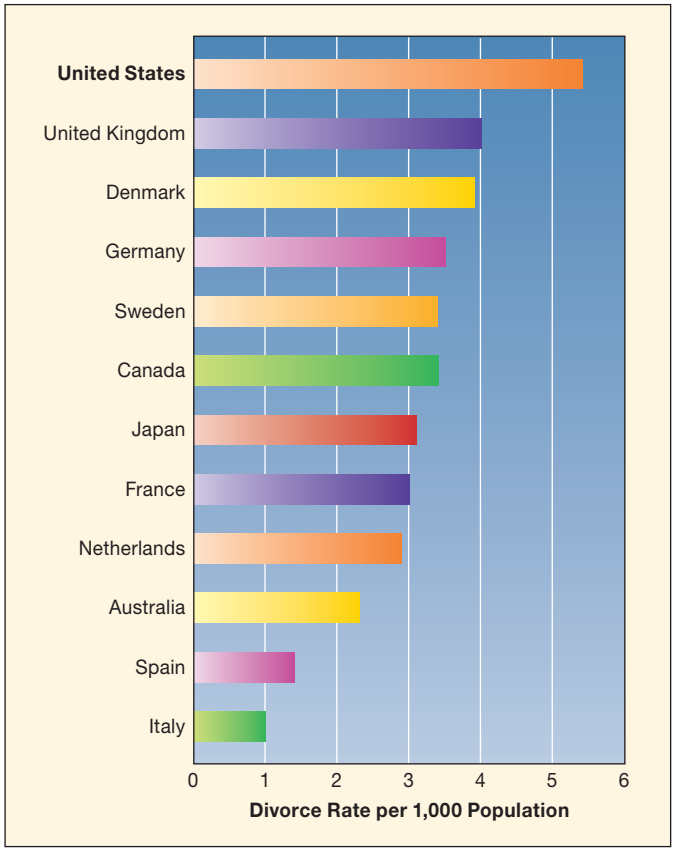

FIGURE 10.3 Divorce rates in 12 industrialized nations. The U.S. divorce rate is the highest in the industrialized world, far exceeding divorce rates in other countries. (Adapted from U.S. Census Bureau, 2012b.)

These figures reveal that divorce is not a single event in the lives of parents and children. Instead, it is a transition that leads to a variety of new living arrangements, accompanied by changes in housing, income, and family roles and responsibilities. Since the 1960s, many studies have reported that marital breakup is stressful for children. But the research also reveals great individual differences (Fine, Ganong, & Demo, 2010). How well children fare depends on many factors: the custodial parent's psychological health, the child's characteristics, and social supports within the family and surrounding community.

Immediate Consequences. "Things were worst during the period Drake and I decided to separate," Rena reflected. "We fought over division of our belongings and custody of the children, and the kids suffered. Sobbing, Lizzie told me she was 'sorry she made Daddy go away.' Joey kicked and threw things at home and didn't do his work at school. In the midst of everything, I could hardly deal with their problems. We had to sell the house, and I needed a better-paying job."

Family conflict often rises around the time of divorce as parents try to settle disputes over children and possessions. Once one parent moves out, additional events threaten supportive interactions between parents and children. Many mother-headed households experience a sharp drop in income. In the United States, 27 percent of divorced mothers with young children live in poverty, and more are low-income, getting less than the full amount of child support from the absent father or none at all (Grall, 2011). They usually must move to lower-cost housing, reducing supportive ties to neighbors and friends.

The transition from marriage to divorce typically leads to high maternal stress, depression, and anxiety and to a disorganized family situation. Declines in well-being are greatest for mothers of young children (Williams & Dunne-Bryant, 2006). "Meals and bedtimes were at all hours, the house didn't get cleaned, and I stopped taking Joey and Lizzie on weekend outings," said Rena. As children react with distress and anger to their less secure home lives, discipline may become harsh and inconsistent. Contact with noncustodial fathers often decreases over time (Hetherington & Kelly, 2002). Fathers who see their children only occasionally are inclined to be permissive and indulgent, making the mother's task of managing the child even more difficult.

The more parents argue and fail to provide children with warmth, involvement, and consistent guidance, the poorer children's adjustment. About 20 to 25 percent of children in divorced families display severe problems, compared with about 10 percent in nondivorced families (Lansford, 2009; Noller et al., 2008). At the same time, reactions vary with children's age, temperament, and sex.

Children's Age. Five-year-old Lizzie's fear that she had caused her father to leave is not unusual. Preschool and young school-age children often blame themselves for a marital breakup and fear that both parents may abandon them. And although older children have the cognitive maturity to understand that they are not responsible for their parents' divorce, many react strongly, declining in school performance, becoming unruly,

and escaping into undesirable peer activities, especially when family conflict is high and parental supervision is low (D'Onofrio et al., 2006; Lansford et al., 2006). Some older children—especially the oldest child in the family—display more mature behavior, willingly taking on extra family and household tasks as well as emotional support of a depressed, anxious mother. But if these demands are too great, these children may eventually become resentful, withdraw from the family, and engage in angry, acting-out behavior (Hetherington, 1999).

Children's Temperament and Sex. Exposure to stressful life events and inadequate parenting magnifies the problems of temperamentally difficult children (Lengua et al., 2000). In contrast, easy children are less often targets of parental anger and also cope more effectively with adversity.

These findings help explain sex differences in response to divorce. Girls sometimes respond as Lizzie did, with internalizing reactions such as crying, self-criticism, and withdrawal. More often, children of both sexes show demanding, attention-getting behavior. But in mother-custody families, boys are at slightly greater risk for serious adjustment problems (Amato, 2010). Recall from Chapter 8 that boys are more active and noncompliant—behaviors that increase with exposure to parental conflict and inconsistent discipline. Coercive maternal behavior and defiance by sons are common in divorcing households.

Perhaps because their behavior is so unruly, boys receive less emotional support from mothers, teachers, and peers. And as Joey's behavior toward Lizzie illustrates, the coercive cycles of interaction between boys and their divorced mothers soon spread to sibling relationships, compounding adjustment difficulties (Hetherington & Kelly, 2002; Sheehan et al., 2004). After divorce, children who are challenging to rear generally get worse.

Long-Term Consequences. Rena eventually found better-paying work and gained control over the daily operation of the household. And after several meetings with a counselor, Rena and Drake realized the harmful impact of their quarreling on Joey and Lizzie. Drake visited regularly and handled Joey's unruliness with firmness and consistency. Soon Joey's school performance improved, his behavior problems subsided, and both children seemed calmer and happier.

Most children show improved adjustment by two years after divorce. Yet overall, children and adolescents of divorced parents continue to score slightly lower than children of continuously married parents in academic achievement, self-esteem, social competence, and emotional and behavior problems (Lansford, 2009). And divorce is linked to problems with adolescent sexuality and development of intimate ties. Young people who experienced parental divorce—especially more than once—display higher rates of early sexual activity and adolescent parenthood (Wolfinger, 2000). Some experience other lasting difficulties—reduced educational attainment, troubled romantic relationships and marriages, divorce in adulthood, and unsatisfying parent–child relationships (Amato, 2006, 2010).

The overriding factor in positive adjustment following divorce is effective parenting—shielding the child from family conflict and using authoritative child rearing (Leon, 2003; Wolchik et al., 2000). Where the custodial parent is the mother, contact with fathers is important. In the United States, paternal contact has risen over the past three decades, with about one-third of children today experiencing at least weekly visits (Amato & Dorius, 2010).

The more paternal contact and the warmer the father–child relationship, the less children react with defiance and aggression (Dunn et al., 2004). For girls, a good father–child relationship protects against early sexual activity and unhappy romantic involvements. For boys, it seems to affect overall psychological well-being. In fact, several studies indicate that outcomes for sons are better when the father is the custodial parent (Clarke-Stewart & Hayward, 1996; McLanahan, 1999). Fathers' greater economic security and image of authority seem to help them engage in effective parenting with sons. And boys in father-custody families may benefit from greater involvement of both parents because noncustodial mothers participate more in their children's lives than do noncustodial fathers.

Although divorce is painful for children, remaining in an intact but high-conflict family is much worse than making the transition to a low-conflict, single-parent household (Greene et al., 2003; Strohschein, 2005). However, more parents today are divorcing because they are moderately (rather than extremely) dissatisfied with their relationship. Research suggests that children in these low-discord homes are especially puzzled and upset. Perhaps these youngsters' inability to understand the marital breakup and grief over the loss of a seemingly happy home life explain why the adjustment problems of children of divorce have intensified over time (Amato, 2001; Lansford, 2009).

Regardless of the extent of their friction, divorcing parents who manage to engage in *coparenting* (see page 60 in Chapter 2), supporting each other in their child-rearing roles, greatly improve their children's chances of growing up competent, stable, and happy. Caring extended-family members, teachers, siblings, and friends also reduce the likelihood that divorce will result in long-term difficulties (Hetherington, 2003).

Divorce Mediation, Joint Custody, and Child Support. Awareness that divorce is highly stressful for children and families has led to community-based services aimed at helping them through this difficult time. One such service is *divorce mediation,* a series of meetings between divorcing adults and a trained professional aimed at reducing family conflict, including legal battles over property division and child custody. Research reveals that mediation increases out-of-court settlements, cooperation and involvement of both parents in child rearing, and parents' and children's feelings of well-being (Emery, Sbarra, & Grover, 2005).

Joint custody, which grants parents equal say in important decisions about the child's upbringing, is becoming increasingly common. Children usually reside with one parent and see the other on a fixed schedule, similar to the typical sole-custody situation. In other cases, parents share physical custody, and children move between homes and sometimes schools and peer groups. These transitions can be especially hard on some

Applying What We Know

Helping Children Adjust to Their Parents' Divorce

Suggestion	Explanation
Shield children from conflict.	Witnessing intense parental conflict is very damaging to children. If one parent insists on expressing hostility, children fare better if the other parent does not respond in kind.
Provide children with as much continuity, familiarity, and predictability as possible.	Children adjust better during the period surrounding divorce when their lives have some stability—for example, the same school, bedroom, babysitter, playmates, and daily schedule.
Explain the divorce, and tell children what to expect.	Children are more likely to develop fears of abandonment if they are not prepared for their parents' separation. They should be told that their parents will not be living together anymore, which parent will be moving out, and when they will be able to see that parent. If possible, parents should explain the divorce together, providing a reason that each child can understand and assuring children that they are not to blame.
Emphasize the permanence of the divorce.	Fantasies of parents getting back together can prevent children from accepting the reality of their current life. Children should be told that the divorce is final and that they cannot change this fact.
Respond sympathetically to children's feelings.	Children need a supportive and understanding response to their feelings of sadness, fear, and anger. For children to adjust well, their painful emotions must be acknowledged, not denied or avoided.
Engage in authoritative parenting.	Parents who engage in authoritative parenting—providing affection and acceptance, reasonable demands for mature behavior, and consistent, rational discipline—greatly reduce their children's risk of maladjustment following divorce.
Promote a continuing relationship with both parents.	When parents disentangle their lingering hostility toward the former spouse from the child's need for a continuing relationship with the other parent, children adjust well. Grandparents and other extended-family members can help by not taking sides.

Source: Teyber, 2001.

children. Joint-custody parents report little conflict—fortunately so, since the success of the arrangement depends on coparenting. And their children—regardless of living arrangements—tend to be better-adjusted than children in sole-maternal-custody homes (Bauserman, 2002).

Finally, many single-parent families depend on child support from the noncustodial parent to relieve financial strain. All U.S. states have procedures for withholding wages from parents who fail to make these payments. Although child support is usually not enough to lift a single-parent family out of poverty, it can ease its burdens substantially. Noncustodial fathers who have generous visitation schedules and who often see their children are more likely to pay child support regularly (Amato & Sobolewski, 2004). Applying What We Know above summarizes ways to help children adjust to their parents' divorce.

Blended Families

"If you get married to Wendell, and Daddy gets married to Carol," Lizzie wondered aloud to Rena, "then I'll have two sisters and one more brother. And let's see, how many grandmothers and grandfathers? A lot!" exclaimed Lizzie.

About 60 percent of divorced parents remarry within a few years. Others *cohabit,* or share a sexual relationship and a residence with a partner outside of marriage. Parent, stepparent, and children form a new family structure called the **blended,** or **reconstituted, family.** For some children, this expanded family network is positive, bringing greater adult attention. But children in blended families usually have more adjustment problems than children in stable, first-marriage families (Jeynes, 2007; Nicholson et al., 2008). Switching to stepparents' new rules and expectations can be stressful, and children often view steprelatives as intruders. How well they adapt is, again, related to the quality of family functioning (Hetherington & Kelly, 2002). This depends on which parent forms a new relationship, the child's age and sex, and the complexity of blended-family relationships. As we will see, older children and girls seem to have the hardest time.

Mother–Stepfather Families. Because mothers generally retain custody of children, the most common form of blended family is a mother–stepfather arrangement. Boys tend to adjust quickly, welcoming a stepfather who is warm, who refrains from exerting his authority too quickly, and who offers relief from coercive cycles of mother–son interaction. Mothers' friction with sons also declines as a result of greater economic security, another adult to share household tasks, and an end to loneliness (Visher, Visher, & Pasley, 2003). Stepfathers who marry rather than cohabit are more involved in parenting, perhaps because men who choose to marry a mother with children are more interested in and skilled at child rearing (Hofferth & Anderson, 2003). Girls, however, often have difficulty with their custodial mother's remarriage. Stepfathers disrupt the close

ties many girls have established with their mothers, and girls often react with sulky, resistant behavior (Bray, 1999; Ganong, Coleman, & Jamison, 2011).

But age affects these findings. Older school-age children and adolescents of both sexes display more irresponsible, acting-out behavior than their peers not in stepfamilies (Hetherington & Stanley-Hagan, 2000; Robertson, 2008). If parents are warmer and more involved with their biological children than with their stepchildren, older children are more likely to notice and challenge unfair treatment. And adolescents often view the new stepparent as a threat to their freedom, especially if they experienced little parental monitoring in the single-parent family. But when teenagers have affectionate, cooperative relationships with their mothers, many eventually develop good relations with their stepfathers—a circumstance linked to better adjustment (King, 2009; Yuan & Hamilton, 2006).

Father–Stepmother Families. Remarriage of noncustodial fathers often leads to reduced contact with their biological children, especially when fathers remarry quickly, before they have established post-divorce parent–child routines (Dunn, 2002; Juby et al., 2007). When fathers have custody, children typically react negatively to remarriage. One reason is that children living with fathers often start out with more problems. Perhaps the biological mother could no longer handle the difficult child (usually a boy), so the father and his new partner are faced with a youngster who has behavior problems. In other instances, the father has custody because of a very close relationship with the child, and his remarriage disrupts this bond (Buchanan, Maccoby, & Dornbusch, 1996).

Girls, especially, have a hard time getting along with their stepmothers, either because the remarriage threatens the girl's bond with her father or because she becomes entangled in loyalty conflicts between the two mother figures. But the longer girls live in father–stepmother households, the more positive their interaction with stepmothers becomes (King, 2007). With time and patience, most girls benefit from the support of a second mother figure.

Support for Blended Families. Parenting education and couples counseling can help parents and children adapt to the complexities of blended families. Effective approaches encourage stepparents to move into their new roles gradually by first building a warm relationship with the child (Nicholson et al., 2008). Counselors can offer couples guidance in coparenting to limit loyalty conflicts and provide consistency in child rearing. This allows children to benefit from the increased diversity that stepparent relationships bring to their lives.

Unfortunately, the divorce rate for second marriages is even higher than for first marriages. Parents with antisocial tendencies and poor child-rearing skills are particularly likely to have several divorces and remarriages. The more marital transitions children experience, the greater their adjustment difficulties (Amato, 2010). These families usually require prolonged, intensive therapy.

© KAYTE DEIOMA/PHOTOEDIT

To help these teenagers adapt to life in a complex blended family, both father and stepmother must avoid favoring their much younger children, born after remarriage.

Maternal Employment and Dual-Earner Families

Today, U.S. single and married mothers are in the labor market in nearly equal proportions, and more than three-fourths of those with school-age children are employed (U.S. Census Bureau, 2012b). In previous chapters, we saw that the impact of maternal employment on early development depends on the quality of child care and the continuing parent–child relationship. The same is true in middle childhood.

Maternal Employment and Child Development. When mothers enjoy their work and remain committed to parenting, children show favorable adjustment—higher self-esteem, more positive family and peer relations, less gender-stereotyped beliefs, and better grades in school. Girls, especially, profit from the image of female competence. Regardless of SES, daughters of employed mothers perceive women's roles as involving more freedom of choice and satisfaction and are more achievement- and career-oriented (Hoffman, 2000).

Parenting practices contribute to these benefits. Employed mothers who value their parenting role are more likely to use authoritative child rearing and coregulation. Also, children in dual-earner households devote more daily hours to doing homework under parental guidance and participate more in household chores. And maternal employment leads fathers—especially those who believe in the importance of the paternal role and who feel successful at parenting—to take on greater child-care responsibilities (Gottfried, Gottfried, & Bathurst, 2002; Jacobs & Kelley, 2006). Paternal involvement is associated in childhood and adolescence with higher intelligence and achievement, more mature social behavior, and a flexible view of gender roles; and in adulthood with generally better mental health (Pleck & Masciadrelli, 2004).

But when employment places heavy demands on a mother's or a father's schedule or is stressful for other reasons, children are at risk for ineffective parenting. Working many hours or experiencing a negative workplace atmosphere is associated with reduced parental sensitivity, fewer joint parent–child activities, and poorer cognitive development throughout childhood and adolescence (Brooks-Gunn, Han, & Waldfogel, 2002; Bumpus, Crouter, & McHale, 2006; Strazdins et al., 2006). Negative consequences are magnified when low-SES mothers spend long days at low-paying, physically exhausting jobs—conditions linked to maternal depression and harsh, inconsistent discipline (Raver, 2003). In contrast, part-time employment and flexible work schedules are associated with sensitive, involved parenting and good child adjustment (Buehler & O'Brien, 2011). By preventing work–family role conflict, these arrangements help parents meet children's needs.

Support for Employed Parents and Their Families. In dual-earner families, the father's willingness to share responsibilities is a crucial factor. If he helps little or not at all, the mother carries a double load, at home and at work, leading to fatigue, distress, and little time and energy for children. Fortunately, compared to three decades ago, today's U.S. fathers are far more involved in child care (see pages 202–203 in Chapter 6). But their increased participation has resulted in a growing number of fathers who also report work–family life conflict (Galinsky, Aumann, & Bond, 2009).

Employed parents need assistance from work settings and communities in their child-rearing roles. Part-time employment, flexible schedules, job sharing, and paid leave when children are ill help parents juggle the demands of work and child rearing. Equal pay and employment opportunities for women are also important. Because these policies enhance financial status and morale, they improve the way mothers feel and behave when they arrive home at the end of the working day.

Child Care for School-Age Children. High-quality child care is vital for parents' peace of mind and children's well-being, even in middle childhood. An estimated 5 million 5- to 14-year-olds in the United States are **self-care children,** who regularly look after themselves for some period of time after school (Afterschool Alliance, 2009). Self-care increases with age and also with SES, perhaps because of the greater safety of higher-income neighborhoods. But when lower-SES parents lack alternatives to self-care, their children spend more hours on their own (Casper & Smith, 2002).

The implications of self-care for development depend on children's maturity and the way they spend their time. Among younger school-age children, those who spend more hours alone have more emotional and social difficulties (Vandell & Posner, 1999). As children become old enough to look after themselves, those who have a history of authoritative child rearing, are monitored by parental telephone calls, and have regular after-school chores appear responsible and well-adjusted. In contrast, children left to their own devices are more likely to bend to peer pressures and engage in antisocial behavior (Coley, Morris, & Hernandez, 2004; Vandell et al., 2006).

© JIM WEST/ALAMY

High-quality after-school programs with enrichment activities yield academic and social benefits for low-SES children.

Before age 8 or 9, most children need supervision because they are not yet competent to handle emergencies (Galambos & Maggs, 1991). Also, throughout middle childhood, attending after-school programs with well-trained staffs, generous adult–child ratios, and skill-building activities is linked to good school performance and emotional and social adjustment (Durlak & Weissberg, 2007; Granger, 2008). Low-SES children who participate in "after-care" programs offering academic assistance and enrichment activities (scouting, music and art lessons, clubs) show special benefits. They exceed their self-care counterparts in classroom work habits, academic achievement, and prosocial behavior and display fewer behavior problems (Lauer et al., 2006; Vandell et al., 2006).

Unfortunately, good after-care is in especially short supply in low-income neighborhoods (Afterschool Alliance, 2009; Dearing et al., 2009). A special need exists for well-planned programs in these areas—ones that provide safe environments, warm relationships with adults, and enjoyable, goal-oriented activities.

ASK YOURSELF

REVIEW Describe and explain changes in sibling relationships during middle childhood.

CONNECT How does each level in Bronfenbrenner's ecological systems theory—microsystem, mesosystem, exosystem, and macrosystem—contribute to the effects of maternal employment on children's development?

APPLY Steve and Marissa are in the midst of an acrimonious divorce. Their 9-year-old son Dennis has become hostile and defiant. How can Steve and Marissa help Dennis adjust?

REFLECT What after-school child-care arrangements did you experience in elementary school? How do you think they influenced your development?

Some Common Problems of Development

We have considered a variety of stressful experiences that place children at risk for future problems. Next, we address two more areas of concern: school-age children's fears and anxieties and the consequences of child sexual abuse. Finally, we sum up factors that help children cope effectively with stress.

Fears and Anxieties

Although fears of the dark, thunder and lightning, and supernatural beings persist into middle childhood, older children's anxieties are also directed toward new concerns. Common fears of the school years include poor academic performance, peer rejection, the possibility of personal harm (being robbed or shot), threats to parents' health, and media events (Gullone, 2000; Weems & Costa, 2005).

Children's fears are shaped in part by their culture. Children in Western nations mention exposure to negative information in the media as the most common source of their fears, followed by direct exposure to frightening events (Muris et al., 2001). In China, where self-restraint and compliance with social standards are highly valued, more children mention failure and adult criticism as salient fears than in Australia or the United States (Ollendick et al., 1996). Chinese children, however, are not more fearful overall. The number and intensity of fears they report resemble those of Western children.

Most children handle fears constructively, using the more sophisticated emotion regulation strategies that develop in middle childhood. Consequently, fears decline with age, especially for girls, who express more fears than boys throughout childhood and adolescence (Gullone, 2000). But about 5 percent of school-age children develop an intense, unmanageable fear called a **phobia.** Children with inhibited temperaments are at high risk, displaying phobias five to six times as often as other children (Ollendick, King, & Muris, 2002).

For example, in *school phobia,* children feel severe apprehension about attending school, often accompanied by physical complaints (dizziness, nausea, stomachaches, and vomiting). About one-third of children with school phobia are 5- to 7-year-olds for whom the real fear is maternal separation. Family therapy helps these children, whose difficulty can often be traced to parental overprotection (Elliott, 1999).

Most cases of school phobia appear around age 11 to 13, in children who usually find a particular aspect of school frightening—an overcritical teacher, a school bully, or too much parental pressure to achieve. A change in school environment or parenting practices may be needed. Firm insistence that the child return to school, along with training in how to cope with difficult situations, is also helpful (Silverman & Pina, 2008).

Severe childhood anxieties may arise from harsh living conditions. In inner-city ghettos and in war-torn areas of the world, large numbers of children live in the midst of constant danger, chaos, and deprivation. As the Cultural Influences box on the following page reveals, these youngsters are at risk for long-term emotional distress and behavior problems. Finally, as we saw in our discussion of child abuse in Chapter 8, too often violence and other destructive acts become part of adult–child relationships. During middle childhood, child sexual abuse increases.

Child Sexual Abuse

Until recently, child sexual abuse was considered rare, and adults often dismissed children's claims of abuse. In the 1970s, efforts by professionals and media attention led to recognition of child sexual abuse as a serious and widespread problem. About 65,000 cases in the United States were confirmed in the most recently reported year (U.S. Department of Health and Human Services, 2011b).

Characteristics of Abusers and Victims. Sexual abuse is committed against children of both sexes, but more often against girls. Most cases are reported in middle childhood, but for some victims, abuse begins early in life and continues for many years (Hoch-Espada, Ryan, & Deblinger, 2006; Goodyear-Brown, Fath, & Myers, 2012).

Typically, the abuser is male, either a parent or someone the parent knows well—a father, stepfather, or live-in boyfriend, somewhat less often an uncle or older brother. But in about 25 percent of cases, mothers are the offenders, more often with sons (Boroughs, 2004). If the abuser is a nonrelative, the person is usually someone the child has come to know and trust. However, the Internet and mobile phones have become avenues through which other adults commit sexual abuse—for example, by exposing children and adolescents to pornography and online sexual advances as a way of "grooming" them for sexual acts offline (Wolak et al., 2008).

Abusers make the child comply in a variety of distasteful ways, including deception, bribery, verbal intimidation, and physical force. You may wonder how any adult—especially a parent or close relative—could violate a child sexually. Many offenders deny their own responsibility, blaming the abuse on the willing participation of a seductive youngster. Yet children are not capable of making a deliberate, informed decision to enter into a sexual relationship! Even older children and adolescents are not free to say yes or no. Rather, the responsibility lies with abusers, who tend to have characteristics that predispose them toward sexual exploitation of children. They have great difficulty controlling their impulses and may suffer from psychological disorders, including alcohol and drug abuse. Often they pick out children who are unlikely to defend themselves or to be believed—those who are physically weak, emotionally deprived, socially isolated, or affected by disabilities (Bolen, 2001).

Reported cases of child sexual abuse are linked to poverty, marital instability, and resulting weakening of family ties. Children who live in homes with a constantly changing cast of characters—repeated marriages, separations, and new partners—are especially vulnerable (Goodyear-Brown, Fath, & Myers, 2012). But children in economically advantaged, stable families are also victims, although their abuse is more likely to escape detection.

Cultural Influences

Impact of Ethnic and Political Violence on Children

KHALIL MAZRAAWI/AFP/GETTY IMAGES

At a refugee camp in Jordan, Syrian children wearing facemasks to protect against blowing sand play games with a caring adult. Most have witnessed violent atrocities and lost family members in Syria's civil war. Sensitive adult support can help them regain a sense of safety.

Around the world, many children live with armed conflict, terrorism, and other acts of violence stemming from ethnic and political tensions. Some children may participate in fighting, either because they are forced or because they want to please adults. Others are kidnapped, assaulted, and tortured. Those who are bystanders often come under direct fire and may be killed or physically maimed. And many watch in horror as family members, friends, and neighbors flee, are wounded, or die. In the past decade, wars have left 6 million children physically disabled, 20 million homeless, and more than 1 million separated from their parents (UNICEF, 2011).

When war and social crises are temporary, most children can be comforted and do not show long-term emotional difficulties. But chronic danger requires children to make substantial adjustments that can seriously impair their psychological functioning. Many children of war lose their sense of safety, become desensitized to violence, are haunted by terrifying intrusive memories, display immature moral reasoning, and build a pessimistic view of the future. Anxiety and depression increase, as do aggression and antisocial behavior (Eisenberg & Silver, 2011; Klingman, 2006). These outcomes appear to be culturally universal, observed among children in every war zone studied—from Bosnia, Angola, Rwanda, and the Sudan to the West Bank, Gaza, Afghanistan, and Iraq (Barenbaum, Ruchkin, & Schwab-Stone, 2004).

Parental affection and reassurance are the best protection against lasting problems. When parents offer security, discuss traumatic experiences sympathetically, and serve as role models of calm emotional strength, most children can withstand even extreme war-related violence (Gewirtz, Forgatch, & Wieling, 2008). Children who are separated from parents must rely on help from their communities. Orphans in Eritrea who were placed in residential settings where they could form a close emotional tie with an adult showed less emotional stress five years later than orphans placed in impersonal settings (Wolff & Fesseha, 1999). Education and recreation programs are powerful safeguards, too, providing children with consistency in their lives along with teacher and peer supports.

With the September 11, 2001, terrorist attacks on the World Trade Center, some U.S. children experienced extreme wartime violence firsthand. Most children, however, learned about the attacks indirectly—from the media or from caregivers or peers. Although both direct and indirect exposure triggered child and adolescent distress, extended exposure—having a family member affected or repeatedly witnessing the attacks on TV—resulted in more severe symptoms (Agronick et al., 2007; Otto et al., 2007; Rosen & Cohen, 2010). During the following months, distress reactions declined, though more slowly for children with conflict-ridden parent–child relationships or preexisting adjustment problems.

Unlike many war-traumatized children in the developing world, students in New York's Public School 31, who watched from their classroom windows as the towers collapsed, received immediate intervention—a "trauma curriculum" in which they expressed their emotions through writing, drawing, and discussion and participated in experiences aimed at restoring trust and tolerance (Lagnado, 2001). Older children learned about the feelings of their Muslim classmates, the dire condition of children in Afghanistan, and ways to help victims as a means of overcoming a sense of helplessness.

When wartime drains families and communities of resources, international organizations must step in and help children. Efforts to preserve children's physical, psychological, and educational well-being may be the best way to stop transmission of violence to the next generation.

Consequences. The adjustment problems of child sexual abuse victims—including anxiety, depression, low self-esteem, mistrust of adults, and anger and hostility—are often severe and can persist for years after the abusive episodes. Younger children frequently react with sleep difficulties, loss of appetite, and generalized fearfulness. Adolescents may run away and show suicidal reactions, eating disorders, substance abuse, and delinquency. At all ages, persistent abuse accompanied by force, violence, and a close relationship to the perpetrator (incest) has a more severe impact (Hornor, 2010; Wolfe, 2006). And repeated sexual abuse, like physical abuse, is associated with central nervous system damage (Gaskill & Perry, 2012).

Sexually abused children frequently display precocious sexual knowledge and behavior. In adolescence, abused young people often become promiscuous, and as adults, they show increased arrest rates for sex crimes (mostly against children) and prostitution (Salter et al., 2003; Whipple, 2006). Furthermore, women who were sexually abused are likely to choose partners

NOAH SEELAM/AFP/GETTY IMAGES

Children in Hyderabad, India, participate in a "Stay Safe" campaign against child abuse and sexual exploitation—part of a global effort to prevent all forms of abuse.

who abuse them and their children. As mothers, they often engage in irresponsible and coercive parenting, including child abuse and neglect (Pianta, Egeland, & Erickson, 1989). In all these ways, the harmful impact of sexual abuse is transmitted to the next generation.

Prevention and Treatment. Because sexual abuse typically appears in the midst of other serious family problems, long-term therapy with both children and parents is often needed (Saunders, 2012). The best way to reduce the suffering of victims is to prevent sexual abuse from continuing. Today, courts are prosecuting abusers more vigorously and taking children's testimony more seriously (see the Social Issues: Health box on the following page).

Educational programs that teach children to recognize inappropriate sexual advances and identify sources of help reduce the risk of abuse (Finkelhor, 2009). Yet because of controversies over educating children about sexual abuse, few schools offer these interventions. New Zealand is the only country with a national, school-based prevention program targeting sexual abuse. In Keeping Ourselves Safe, children and adolescents learn that abusers are rarely strangers. Parent involvement ensures that home and school collaborate in teaching children self-protection skills. Evaluations reveal that virtually all New Zealand parents and children support the program and that it has helped many children avoid or report abuse (Sanders, 2006).

Fostering Resilience in Middle Childhood

Throughout middle childhood—and other periods of development—children encounter challenging and sometimes threatening situations that require them to cope with psychological stress. In this and the previous chapter, we have considered such topics as chronic illness, learning disabilities, achievement expectations, divorce, harsh living conditions and wartime trauma, and sexual abuse. Each taxes children's coping resources, creating serious risks for development.

Nevertheless, only a modest relationship exists between stressful life experiences and psychological disturbance in childhood (Masten & Reed, 2002). In our discussion in Chapter 3 of the long-term consequences of birth complications, we noted that some children manage to overcome the combined effects of birth trauma, poverty, and troubled family life. The same is true for school difficulties, family transitions, the experience of war, and child maltreatment. Recall from Chapter 1 that four broad factors protect against maladjustment: (1) the child's personal characteristics, including an easy temperament and a mastery-oriented approach to new situations; (2) a warm parental relationship; (3) an adult outside the immediate family who offers a support system; and (4) community resources, such as good schools, social services, and youth organizations and recreation centers (Commission on Children at Risk, 2008; Wright & Masten, 2005).

Often just one or a few of these ingredients account for why one child is "stress-resilient" and another is not. Usually, however, personal and environmental factors are interconnected: Each resource favoring resilience strengthens others. For example, safe, stable neighborhoods with family-friendly community services reduce parents' daily hassles and stress, thereby promoting good parenting (Chen, Howard, & Brooks-Gunn, 2011). In contrast, unfavorable home and neighborhood experiences increase the chances that children will act in ways that expose them to further hardship. And when negative conditions pile up, such as marital discord, poverty, crowded living conditions, neighborhood violence, and abuse and neglect, the rate of maladjustment multiplies (Wright & Masten, 2005).

Rather than a preexisting attribute, *resilience* is a capacity that develops, enabling children to use internal and external resources to cope with adversity (Dessel, 2010; Riley & Masten, 2004). Throughout our discussion, we have seen how families, schools, communities, and society as a whole can enhance or undermine school-age children's developing sense of competence. As the next two chapters will reveal, young people whose childhood experiences helped them learn to control impulses, overcome obstacles, strive for self-direction, and respond considerately and sympathetically to others meet the challenges of the next period—adolescence—quite well.

ASK YOURSELF

REVIEW When children must testify in court cases, what factors increase the chances of accurate reporting?

CONNECT Explain how factors that promote resilience contribute to favorable adjustment following divorce.

APPLY Claire told her 6-year-old daughter never to talk to or take candy from strangers. Why will Claire's warning not protect her daughter from sexual abuse?

REFLECT Describe a challenging time during your childhood. What aspects of the experience increased stress? What resources helped you cope with adversity?

Social Issues: Health

Children's Eyewitness Testimony

Increasingly, children are being called on to testify in court cases involving child abuse and neglect, child custody, and similar matters. The experience can be traumatic, requiring children to report on highly stressful events and sometimes to speak against a parent or other relative to whom they feel loyal. In some family disputes, they may fear punishment for telling the truth. In addition, child witnesses are faced with an unfamiliar situation—at the very least an interview in the judge's chambers and at most an open courtroom with judge, jury, spectators, and the possibility of unsympathetic cross-examination. Not surprisingly, these conditions can compromise the accuracy of children's recall.

Age Differences

As a result of societal reactions to rising rates of child abuse and the difficulty of prosecuting perpetrators, age requirements for child testimony have been relaxed in the United States (Sandler, 2006). Children as young as age 3 frequently serve as witnesses.

Compared with preschoolers, school-age children are better at giving accurate, detailed narrative accounts of past experiences and correctly inferring others' motives and intentions. Older children are also more resistant to misleading questions that attorneys may ask when probing for more information or, in cross-examination, trying to influence the child's response (Roebers & Schneider, 2001). Inhibition (ability to ignore irrelevant information), which improves from early to middle childhood, predicts children's resistance to suggestion (Melinder, Endestad, & Magnussen, 2006).

Nevertheless, when properly questioned, even 3-year-olds can recall recent events accurately (Peterson & Rideout, 1998). And in the face of biased interviewing, adolescents and adults often form elaborate, false memories of events (Ceci et al., 2007).

Suggestibility

Court testimony often involves repeated interviews, which by itself impairs children's response consistency and accuracy (Krähenbühl, Blades, & Eiser, 2009). When adults lead witnesses by suggesting incorrect "facts," interrupt their denials, reinforce them for giving desired answers, or use a confrontational questioning style, they increase the likelihood of incorrect reporting (Bruck & Ceci, 2004; Owen-Kostelnik, Reppucci, & Meyer, 2006).

By the time children appear in court, weeks, months, or even years have passed since the target events. When a long delay is combined with biased interviewing and with stereotyping of the accused ("He's in jail because he's been bad"), children can easily be misled into giving false information (Gilstrap & Ceci, 2005; Quas et al., 2007). The more distinctive and personally relevant an event is, the more likely children are to recall it accurately over time. For example, a year later, even when exposed to misleading information, children correctly reported details of an injury that required emergency room treatment (Peterson, Parsons, & Dean, 2004).

In many sexual abuse cases, anatomically correct dolls are used to prompt children's recall. Although this method helps older children provide more detail about experienced events, it increases the suggestibility of preschoolers, who report physical and sexual contact that never happened (Goodman & Melinder, 2007).

Interventions

Adults must prepare child witnesses so they understand the courtroom process and know what to expect. In some places, "court schools" take children through the setting and give them an opportunity to role-play court activities. Practice interviews—in which children learn to provide the most accurate, detailed information possible and to admit not knowing rather than agreeing or guessing—are helpful (Saywitz, Goodman, & Lyon, 2002).

© MICHAEL NEWMAN/PHOTOEDIT

School-age eyewitnesses are better able than preschoolers to give accurate, detailed descriptions and correctly infer others' motives and intentions. This police officer can promote accurate recall by using a warm, supportive tone and avoiding leading questions.

At the same time, legal professionals must use interviewing procedures that increase children's accurate reporting. Unbiased, open-ended questions that prompt children to disclose details—"Tell me what happened" or "You said there was a man; tell me about the man"—reduce suggestibility (Steele, 2012). Also, a warm, supportive interview tone fosters accurate recall, perhaps by easing children's anxiety so they feel freer to disagree with an interviewer's false suggestions (Ceci, Bruck, & Battin, 2000).

If children are likely to experience emotional trauma or later punishment (as in a family dispute), courtroom procedures can be adapted to protect them. For example, children can testify over closed-circuit TV so they do not have to face an abuser. When it is not wise for a child to participate directly, impartial expert witnesses can provide testimony that reports on the child's psychological condition and includes important elements of the child's story.

SUMMARY

Erikson's Theory: Industry versus Inferiority (p. 330)

What personality changes take place during Erikson's stage of industry versus inferiority?

- According to Erikson, children who successfully resolve the psychological conflict of **industry versus inferiority** develop a sense of competence at useful skills and tasks, learn the value of division of labor, and develop a sense of moral commitment and responsibility.

ECO IMAGES/GETTY IMAGES

Self-Understanding (p. 330)

Describe school-age children's self-concept and self-esteem, and discuss factors that affect their achievement-related attributions.

- During middle childhood, children's self-concepts include personality traits, competencies, and **social comparisons.** The content of self-concept varies from culture to culture.
- Self-esteem differentiates further, becoming hierarchically organized and more realistic. Cultural forces, gender-stereotyped expectations, and child-rearing practices contribute to variations in self-esteem. Authoritative parenting is linked to favorable self-esteem.
- Children who hold **mastery-oriented attributions** believe ability can be improved by trying hard and attribute failure to controllable factors, such as insufficient effort. In contrast, children who receive negative feedback about their ability are likely to develop **learned helplessness,** attributing success to external factors, such as luck, and failure to low ability.

Emotional Development (p. 335)

Cite changes in self-conscious emotions, emotional understanding, and management of emotion in middle childhood.

- Self-conscious emotions of pride and guilt become clearly governed by personal responsibility. Intense shame is particularly destructive, yielding both internalizing and externalizing problems.
- School-age children develop an appreciation of mixed emotions and can reconcile contradictory cues in interpreting another's feelings. Empathy increases and includes sensitivity to both people's immediate distress and their general life condition.
- By age 10, most children shift adaptively between **problem-centered** and **emotion-centered coping** to regulate emotion. Children who acquire a sense of emotional self-efficacy are upbeat, empathic, and prosocial.

Moral Development (p. 336)

Describe changes in moral understanding during middle childhood, including children's understanding of diversity and inequality.

- By middle childhood, children have internalized rules for good conduct. They clarify and link moral imperatives and social conventions and develop a better understanding of personal choice and individual rights.

© SYRACUSE NEWSPAPERS/ J. BERRY/THE IMAGE WORKS

- Children of all races pick up prevailing societal attitudes about race and ethnicity. With age, they come to understand that people who look different need not think, feel, or act differently. Consequently, voicing of prejudice typically declines though automatic prejudice may persist. Children most likely to hold biases are those who believe that personality traits are fixed, who have inflated self-esteem, and who live in a social world that highlights group differences. Long-term intergroup contact is most effective at reducing prejudice.

Peer Relations (p. 339)

How do peer sociability and friendship change in middle childhood?

- Peer interaction becomes more prosocial, and physical aggression declines. By the end of middle childhood, children organize themselves into **peer groups.**

DAVID ROTH/GETTY IMAGES/TAXI

- Friendships develop into mutual relationships based on trust. Children tend to select friends similar to themselves in many ways.

Describe major categories of peer acceptance and ways to help rejected children.

- On measures of **peer acceptance, popular children** are well-liked by many agemates; **rejected children** are actively disliked; **controversial children** are both liked and disliked; and **neglected children** arouse little response, either positive or negative.
- **Popular-prosocial children** combine academic and social competence, while **popular-antisocial children** are aggressive but admired. **Rejected-aggressive children** are especially high in conflict and hostility; in contrast, **rejected-withdrawn children** are passive, socially awkward, and frequent targets of **peer victimization.**
- Coaching in social skills, academic tutoring, and training in perspective taking and social problem solving have been used to help rejected children gain in social competence and peer acceptance. Intervening to improve the quality of parent–child interaction is often necessary.

Gender Typing (p. 343)

What changes in gender-stereotyped beliefs and gender identity occur during middle childhood?

- School-age children extend their awareness of gender stereotypes to personality traits and academic subjects. But they also develop a more open-minded view of what males and females can do.
- Boys strengthen their identification with masculine traits, whereas girls more often experiment with "other-gender" activities. Gender identity includes self-evaluations of gender typicality, contentedness, and felt pressure to conform to gender roles—each of which affects adjustment.

Family Influences (p. 345)

How do parent–child communication and sibling relationships change in middle childhood?

- Despite declines in time spent with parents, **coregulation** allows parents to exercise general oversight over children, who increasingly make their own decisions.
- Sibling rivalry tends to increase with participation in a wider range of activities and more frequent parental comparisons. Only children do not differ from children with siblings in self-rated personality traits and are higher in self-esteem, school performance, and educational attainment.

What factors influence children's adjustment to divorce and blended family arrangements?

- Marital breakup is often quite stressful for children. Individual differences are affected by parental psychological health, child characteristics (age, temperament, and sex), and social supports. Children with difficult temperaments are at greater risk for adjustment problems. Divorce is linked to early sexual activity, adolescent parenthood, and long-term relationship difficulties.
- The overriding factor in positive adjustment following divorce is effective parenting. Positive father–child relationships are protective, as are supports from extended-family members, teachers, siblings, and friends. Divorce mediation can foster parental conflict resolution in the period surrounding divorce. The success of joint custody depends on effective coparenting.
- When divorced parents enter new relationships and form **blended,** or **reconstituted, families,** girls, older children, and children in father–stepmother families tend to have more adjustment problems. Stepparents who move into their roles gradually help children adjust.

© KAYTE DEIOMA/PHOTOEDIT

How do maternal employment and life in dual-earner families affect school-age children?

- When employed mothers enjoy their work and remain committed to parenting, their children benefit from higher self-esteem, more positive family and peer relations, less gender-stereotyped beliefs, and better school grades. In dual-earner families, the father's willingness to share responsibilities is a crucial factor. Workplace supports help parents in their child-rearing roles.
- Authoritative child rearing, parental monitoring, and regular after-school chores lead **self-care children** to be responsible and well-adjusted. Good "after-care" programs also aid school performance and emotional and social adjustment, with special benefits for low-SES children.

Some Common Problems of Development (p. 352)

Cite common fears and anxieties in middle childhood.

- School-age children's fears are directed toward new concerns, including physical harm, media events, academic failure, parents' health, and peer rejection. Children with inhibited temperaments are at higher risk of developing **phobias.** Harsh living conditions can also cause severe anxiety.

Discuss factors related to child sexual abuse, its consequences for children's development, and its prevention and treatment.

- Child sexual abuse is typically committed by male family members, more often against girls than boys. Abusers have characteristics that predispose them toward sexual exploitation of children. Reported cases are strongly associated with poverty and marital instability. Abused children often have severe adjustment problems.
- Treatment for abused children typically requires long-term therapy with both children and parents. Educational programs that teach children to recognize inappropriate sexual advances and identify sources of help reduce the risk of sexual abuse.

Cite factors that foster resilience in middle childhood.

- Only a modest relationship exists between stressful life experiences and psychological disturbance in childhood. Children's personal characteristics, a warm family life, authoritative parenting, and school, community, and societal resources predict resilience.

Important Terms and Concepts

blended, or reconstituted, families (p. 349)
controversial children (p. 341)
coregulation (p. 345)
emotion-centered coping (p. 336)
industry versus inferiority (p. 330)
learned helplessness (p. 333)
mastery-oriented attributions (p. 333)
neglected children (p. 341)
peer acceptance (p. 341)
peer group (p. 339)
peer victimization (p. 342)
phobia (p. 352)
popular-antisocial children (p. 341)
popular children (p. 341)
popular-prosocial children (p. 341)
problem-centered coping (p. 336)
rejected-aggressive children (p. 341)
rejected children (p. 341)
rejected-withdrawn children (p. 341)
self-care children (p. 351)
social comparisons (p. 330)

milestones

Development in Middle Childhood

© ELLEN B. SENISI PHOTOGRAPHY

6–8 years

PHYSICAL

- Slow gains in height and weight continue until adolescent growth spurt. (290)
- Permanent teeth gradually replace primary teeth. (290)
- Legibility of writing increases, preparing children to master cursive writing. (295)
- Drawings become more organized and detailed and include some depth cues. (295)
- Games with rules and rough-and-tumble play become common. (296, 297)

COGNITIVE

- Thought becomes more logical, as shown by the ability to pass Piagetian conservation, class inclusion, and seriation problems. (299–300)
- Attention becomes more selective, adaptable, and planful. (303)
- Uses memory strategies of rehearsal and then organization. (304)
- Views the mind as an active, constructive agent, capable of transforming information. (306)
- Awareness of memory strategies and the impact of psychological factors, such as mental inferences, on performance improves. (306)
- Appreciates second-order false beliefs. (306)
- Uses informal knowledge of number concepts and counting to master increasingly complex mathematical skills. (308)

© LAURA DWIGHT PHOTOGRAPHY

LANGUAGE

- Vocabulary increases rapidly throughout middle childhood, eventually exceeding comprehension of 40,000 words. (316)
- Word definitions are concrete, referring to functions and appearance. (316)
- Narratives increase in organization, detail, and expressiveness. (317)
- Transitions from emergent literacy to conventional reading. (308)
- Language awareness improves. (316)
- Conversational strategies become more refined. (316–317)

EMOTIONAL/SOCIAL

- Self-concept begins to include personality traits, competencies, and social comparisons. (330)
- Self-esteem differentiates, becomes hierarchically organized, and declines to a more realistic level. (331)
- Self-conscious emotions of pride and guilt are governed by personal responsibility. (335)
- Recognizes that individuals can experience more than one emotion at a time and that people's expressions may not reflect their true feelings. (335)

© LAURA DWIGHT PHOTOGRAPHY

- Reconciles contradictory facial and situational cues in understanding another's feelings. (335)
- Empathy increases. (335)
- Becomes more independent and trustworthy. (336)
- Constructs a flexible appreciation of moral rules, taking prosocial and antisocial intentions into account. (336)
- Physical aggression declines; verbal and relational aggression continue. (339)
- Resolves conflicts more effectively. (339)

9–11 years

PHYSICAL

- Adolescent growth spurt begins two years earlier in girls than in boys. (290)

© ELLEN B. SENISI PHOTOGRAPHY

Note: Numbers in parentheses indicate the page or pages on which each milestone is discussed.

- Executes gross-motor skills of running, jumping, throwing, catching, kicking, batting, and dribbling more quickly and with better coordination. (294)
- Steady gains in attention and reaction time contribute to improved motor performance. (295)
- Representation of depth in drawings expands. (295)
- Dominance hierarchies become more stable, especially among boys. (297)

COGNITIVE

- Continues to master Piagetian tasks in a step-by-step fashion. (301)
- Spatial reasoning improves; readily draws and reads maps of large-scale spaces, and grasps the notion of scale. (300)

ANTHONY BRADSHAW/PHOTODISC/GETTY IMAGES

- Selective attention and planning improve further. (303–304)
- Uses memory strategies of rehearsal and organization more effectively. (303)
- Applies several memory strategies simultaneously; begins to use elaboration. (304)
- Long-term knowledge base grows larger and becomes better organized. (305–306)
- Theory of mind becomes more elaborate and refined. (306)
- Cognitive self-regulation improves. (307)

LANGUAGE

- Thinks about and uses words more precisely; word definitions emphasize synonyms and categorical relations. (316)
- Grasps double meanings of words, as reflected in comprehension of metaphors and humor. (316)
- Continues to master complex grammatical constructions. (316)
- Continues to refine conversational strategies. (317)
- Narratives lengthen, become more coherent, and include more evaluative comments. (317)

FUSE/GETTY IMAGES

EMOTIONAL/SOCIAL

- Self-esteem tends to rise (331)
- Distinguishes ability, effort, and external factors (such as luck) in attributions for success and failure. (333)
- Empathic responding extends to general life conditions. (335–336)

© ELLEN B. SENISI PHOTOGRAPHY

- Shifts adaptively between problem-centered and emotion-centered strategies in regulating emotion. (336)
- Becomes more knowledgeable about socially approved ways to display negative emotion. (336)
- Clarifies and links moral rules and social conventions. (337)
- Convictions about matters of personal choice strengthen, and understanding of individual rights expands. (337)
- Overt expressions of outgroup prejudice decline. (338)
- Friendships become more selective and are based on mutual trust. (340)
- Peer groups emerge. (339)

© TOMAS RODRIGUEZ/CORBIS

- Becomes aware of more gender stereotypes, including personality traits and achievement, but has a flexible appreciation of what males and females can do. (343–344)
- Gender identity expands to include self-evaluations of typicality, contentedness, and felt pressure to conform. (344)
- Sibling rivalry tends to increase. (345–346)

© GOGO IMAGES CORPORATION/ALAMY

chapter 11

© TIM PANNELL/CORBIS

The dramatic physical and cognitive changes of adolescence make it both an exhilarating and apprehensive period of development. Although their bodies are full-grown and sexually mature, these exuberant teenagers have many skills to acquire and hurdles to surmount before they are ready for full assumption of adult roles.

Physical and Cognitive Development in Adolescence

On Sabrina's eleventh birthday, her friend Joyce gave her a surprise party, but Sabrina seemed somber during the celebration. Although Sabrina and Joyce had been close friends since third grade, their relationship was faltering. Sabrina was a head taller and some 20 pounds heavier than most girls in her sixth-grade class. Her breasts were well-developed, her hips and thighs had broadened, and she had begun to menstruate. In contrast, Joyce still had the short, lean, flat-chested body of a school-age child.

Ducking into the bathroom while the other girls put candles on the cake, Sabrina frowned at her image in the mirror. "I'm so big and heavy," she whispered. At church youth group on Sunday evenings, Sabrina broke away from Joyce and joined the eighth-grade girls. Around them, she didn't feel so large and awkward.

Once a month, parents gathered at Sabrina's and Joyce's school to discuss child-rearing concerns. Sabrina's parents, Franca and Antonio, attended whenever they could. "How you know they are becoming teenagers is this," volunteered Antonio. "The bedroom door is closed, and they want to be alone. Also, they contradict and disagree. I tell Sabrina, 'You have to go to Aunt Gina's on Saturday for dinner with the family.' The next thing I know, she's arguing with me."

© DANIEL GRILL/TETRA IMAGES/CORBIS

Sabrina has entered **adolescence**, the transition between childhood and adulthood. In industrialized societies, the skills young people must master are so complex and the choices confronting them so diverse that adolescence is greatly extended. But around the world, the basic tasks of this period are much the same. Sabrina must accept her full-grown body, acquire adult ways of thinking, attain greater independence from her family, develop more mature ways of relating to peers of both sexes, and begin to construct an identity—a secure sense of who she is in terms of sexual, vocational, moral, ethnic, religious, and other life values and goals.

The beginning of adolescence is marked by **puberty**, a flood of biological events leading to an adult-sized body and sexual maturity. As Sabrina's reactions suggest, entry into adolescence can be an especially trying time for some young people. In this chapter, we trace the events of puberty and take up a variety of health concerns—physical exercise, nutrition, sexual activity, substance abuse, and other challenges that many teenagers encounter on the path to maturity.

chapter outline

PHYSICAL DEVELOPMENT

Conceptions of Adolescence
The Biological Perspective • The Social Perspective • A Balanced Point of View

Puberty: The Physical Transition to Adulthood
Hormonal Changes • Body Growth • Motor Development and Physical Activity • Sexual Maturation • Individual Differences in Pubertal Growth • Brain Development • Changing States of Arousal

The Psychological Impact of Pubertal Events
Reactions to Pubertal Changes • Pubertal Change, Emotion, and Social Behavior • Pubertal Timing

Health Issues
Nutritional Needs • Eating Disorders • Sexuality • Sexually Transmitted Diseases • Adolescent Pregnancy and Parenthood • Substance Use and Abuse

SOCIAL ISSUES: HEALTH Lesbian, Gay, and Bisexual Youths: Coming Out to Oneself and Others

COGNITIVE DEVELOPMENT

Piaget's Theory: The Formal Operational Stage
Hypothetico-Deductive Reasoning • Propositional Thought • Follow-Up Research on Formal Operational Thought

An Information-Processing View of Adolescent Cognitive Development
Scientific Reasoning: Coordinating Theory with Evidence • How Scientific Reasoning Develops

Consequences of Adolescent Cognitive Changes
Self-Consciousness and Self-Focusing • Idealism and Criticism • Decision Making

Sex Differences in Mental Abilities
Verbal Abilities • Mathematical Abilities

BIOLOGY AND ENVIRONMENT Sex Differences in Spatial Abilities

Learning in School
School Transitions • Academic Achievement • Dropping Out

SOCIAL ISSUES: EDUCATION Media Multitasking Disrupts Attention and Learning

Adolescence also brings with it vastly expanded powers of reasoning. Teenagers can grasp complex scientific and mathematical principles, grapple with social and political issues, and delve deeply into the meaning of a poem or story. The second part of this chapter traces these extraordinary changes from both Piaget's and the information-processing perspective. Next, we examine sex differences in mental abilities. Finally, we turn to the main setting in which adolescent thought takes shape: the school. ●

PHYSICAL DEVELOPMENT

Conceptions of Adolescence

Why is Sabrina self-conscious, argumentative, and in retreat from family activities? Historically, theorists explained the impact of puberty on psychological development by resorting to extremes—either a biological or a social explanation. Today, researchers realize that biological and social forces jointly determine adolescent psychological change.

The Biological Perspective

TAKE A MOMENT... Ask several parents of young children what they expect their sons and daughters to be like as teenagers. You will probably get answers like these: "Rebellious and irresponsible," "Full of rages and tempers." This widespread storm-and-stress view dates back to major early-twentieth-century theorists. The most influential, G. Stanley Hall, based his ideas on Darwin's theory of evolution. Hall (1904) described adolescence as a period so turbulent that it resembled the era in which humans evolved from savages into civilized beings. Similarly, in Freud's psychosexual theory, sexual impulses reawaken in the *genital stage,* triggering psychological conflict and volatile behavior. As adolescents find intimate partners, inner forces gradually achieve a new, mature harmony, and the stage concludes with marriage, birth, and child rearing. In this way, young people fulfill their biological destiny: sexual reproduction and survival of the species.

The Social Perspective

Contemporary research suggests that the storm-and-stress notion of adolescence is exaggerated. Certain problems, such as eating disorders, depression, suicide, and lawbreaking, do occur more often than earlier (Farrington, 2009; Graber, 2004). But the overall rate of serious psychological disturbance rises only slightly from childhood to adolescence, reaching 15 to 20 percent (Merikangas et al., 2010). Though much greater than the adulthood rate (about 6 percent), emotional turbulence is not a routine feature of the teenage years.

The first researcher to point out the wide variability in adolescent adjustment was anthropologist Margaret Mead (1928). She returned from the Pacific islands of Samoa with a startling conclusion: Because of the culture's relaxed social relationships and openness toward sexuality, adolescence "is perhaps the pleasantest time the Samoan girl (or boy) will ever know" (p. 308). Mead offered an alternative view in which the social environment is entirely responsible for the range of teenage experiences, from erratic and agitated to calm and stress-free. Later researchers found that Samoan adolescence was not as untroubled as Mead had assumed (Freeman, 1983). Still, she showed that to understand adolescent development, researchers must pay greater attention to social and cultural influences.

A Balanced Point of View

Today we know that biological, psychological, and social forces combine to influence adolescent development (Susman & Dorn, 2009). Biological changes are universal—found in all primates and all cultures. These internal stresses and the social expectations accompanying them—that the young person give up childish ways, develop new interpersonal relationships, and take on greater responsibility—are likely to prompt moments of uncertainty, self-doubt, and disappointment in all teenagers. Adolescents' prior and current experiences affect their success in surmounting these challenges.

At the same time, the length of adolescence and its demands and pressures vary substantially among cultures. Most tribal and village societies have only a brief intervening phase between childhood and full assumption of adult roles (Weisfield, 1997). In industrialized nations, young people face prolonged dependence on parents and postponement of sexual gratification while they prepare for a productive work life. As a result, adolescence is greatly extended—so much so that researchers commonly divide it into three phases:

1. *Early adolescence* (11–12 to 14 years): This is a period of rapid pubertal change.
2. *Middle adolescence* (14 to 16 years): Pubertal changes are now nearly complete.
3. *Late adolescence* (16 to 18 years): The young person achieves full adult appearance and anticipates assumption of adult roles.

The more the social environment supports young people in achieving adult responsibilities, the better they adjust. For all the biological tensions and uncertainties about the future that teenagers feel, most negotiate this period successfully. With this in mind, let's look closely at puberty, the dawning of adolescent development.

Puberty: The Physical Transition to Adulthood

The changes of puberty are dramatic: Within a few years, the body of the school-age child is transformed into that of a full-grown adult. Genetically influenced hormonal processes regulate pubertal growth. Girls, who have been advanced in physical maturity since the prenatal period, reach puberty, on average, two years earlier than boys.

Hormonal Changes

The complex hormonal changes that underlie puberty occur gradually and are under way by age 8 or 9. Secretions of *growth hormone (GH)* and *thyroxine* (see Chapter 7, page 219) increase, leading to tremendous gains in body size and to attainment of skeletal maturity.

Sexual maturation is controlled by the sex hormones. Although we think of *estrogens* as female hormones and *androgens* as male hormones, both types are present in each sex but in different amounts. The boy's testes release large quantities of the androgen *testosterone,* which leads to muscle growth, body and facial hair, and other male sex characteristics. Androgens (especially testosterone for boys) exert a GH-enhancing effect, contributing greatly to gains in body size. Because the testes secrete small amounts of estrogen as well, 50 percent of boys experience temporary breast enlargement. In both sexes, estrogens also increase GH secretion, adding to the growth spurt and, in combination with androgens, stimulating gains in bone density, which continue into early adulthood (Cooper, Sayer, & Dennison, 2006; Styne, 2003).

Estrogens released by girls' ovaries cause the breasts, uterus, and vagina to mature, the body to take on feminine proportions, and fat to accumulate. Estrogens also contribute to regulation of the menstrual cycle. *Adrenal androgens,* released from the adrenal glands on top of each kidney, influence girls' height spurt and stimulate growth of underarm and pubic hair. They have little impact on boys, whose physical characteristics are influenced mainly by androgen and estrogen secretions from the testes.

As you can see, pubertal changes are of two broad types: (1) overall body growth and (2) maturation of sexual characteristics. We have seen that the hormones responsible for sexual maturity also affect body growth, making puberty the time of greatest sexual differentiation since prenatal life.

Body Growth

The first outward sign of puberty is the rapid gain in height and weight known as the **growth spurt**. On average, it is under way for North American girls shortly after age 10, for boys around age 12½. Because estrogens trigger and then restrain GH secretion more readily than androgens, the typical girl is taller and heavier during early adolescence (Archibald, Graber, & Brooks-Gunn, 2006; Bogin, 2001). At age 14, however, she is surpassed by the typical boy, whose adolescent growth spurt has now started, whereas hers is almost finished. Growth in body size is complete for most girls by age 16 and for boys by age 17½, when the epiphyses at the ends of the long bones close completely (see Chapter 7, page 217). Altogether, adolescents add 10 to 11 inches in height and 50 to 75 pounds—nearly 50 percent of adult body weight. Figure 11.1 on page 364 illustrates pubertal changes in general body growth.

© LAURA DWIGHT PHOTOGRAPHY

Sex differences in pubertal growth are obvious among these 11-year-olds. Compared with the boys, the girls are taller and more mature-looking.

Body Proportions. During puberty, the cephalocaudal growth trend of infancy and childhood reverses. The hands, legs, and feet accelerate first, followed by the torso, which accounts for most of the adolescent height gain. This pattern helps explain why early adolescents often appear awkward and out of proportion—long-legged, with giant feet and hands.

Large sex differences in body proportions also appear, caused by the action of sex hormones on the skeleton. Boys' shoulders broaden relative to the hips, whereas girls' hips broaden relative to the shoulders and waist. Of course, boys also end up larger than girls, and their legs are longer in relation to the rest of the body—mainly because boys have two extra years of preadolescent growth, when the legs are growing the fastest.

Muscle–Fat Makeup and Other Internal Changes. Sabrina worried about her weight because compared with her later-developing girlfriends, she had accumulated much more fat. Around age 8, girls start to add fat on their arms, legs, and trunk, a trend that accelerates between ages 11 and 16. In contrast, arm and leg fat decreases in adolescent boys. Although both sexes gain in muscle, this increase is much greater in boys, who develop larger skeletal muscles, hearts, and lung capacity (Rogol, Roemmich, & Clark, 2002). Also, the number of red blood cells—and therefore the ability to carry oxygen from the lungs to the muscles—increases in boys but not in girls.

ALL PHOTOS © ELLEN B. SENISI PHOTOGRAPHY

FIGURE 11.1 Body growth during adolescence. Because the pubertal growth spurt takes place earlier for girls than for boys, Kate reached her adult body size earlier than Steven. Rapid pubertal growth is accompanied by large sex differences in body proportions.

Altogether, boys gain far more muscle strength than girls, a difference that contributes to teenage boys' superior athletic performance (Ramos et al., 1998).

Motor Development and Physical Activity

Puberty brings steady improvements in gross motor performance, but the pattern of change differs for boys and girls. Girls' gains are slow and gradual, leveling off by age 14. In contrast, boys show a dramatic spurt in strength, speed, and endurance that continues through the teenage years. By midadolescence, few girls perform as well as the average boy in running speed, broad jump, or throwing distance, and practically no boys score as low as the average girl (Haywood & Getchell, 2005; Malina & Bouchard, 1991).

Because girls and boys are no longer well-matched physically, gender-segregated physical education usually begins in middle school. Athletic options for both sexes expand as new sports—including track and field, wrestling, tackle football, weight lifting, floor hockey, archery, tennis, and golf—are added to the curriculum.

Among boys, athletic competence is strongly related to peer admiration and self-esteem. Some adolescents become so obsessed with physical prowess that they turn to performance-enhancing drugs. In recent large-scale studies, about 8 percent of U.S. high school seniors, mostly boys, reported using creatine, an over-the-counter substance that enhances short-term muscle power but carries a risk of serious side effects, including muscle tissue disease, brain seizures, and heart irregularities (Castillo & Comstock, 2007). About 2 percent of seniors, again mostly boys, have taken anabolic steroids or a related substance, androstenedione—powerful prescription medications that boost muscle mass and strength (Johnston et al., 2012). Teenagers usually obtain steroids illegally, ignoring side effects, which range from acne, excess body hair, and high blood pressure to mood swings, aggressive behavior, and damage to the liver, circulatory system, and reproductive organs (Casavant et al., 2007). Coaches and health professionals should inform teenagers of the dangers of these performance-enhancing substances.

In 1972, the U.S. federal government required schools receiving public funds to provide equal opportunities for males and females in all educational programs, including athletics. Since then, high school girls' sports participation has increased, but it still falls far short of boys'. According to a recent survey of all 50 U.S. state high school athletic associations, 41 percent of sports participants are girls, 59 percent boys (National

Federation of State High School Associations, 2012). In Chapter 9, we saw that girls get less encouragement and recognition for athletic achievement, a pattern that starts early and persists into the teenage years (see page 296).

Furthermore, when researchers followed a large, representative sample of U.S. youths from ages 9 to 15, physical activity declined by about 40 minutes per day each year until, at age 15, less than one-third met the U.S. government recommendation of at least 60 minutes of moderate to strenuous physical activity per day (see Figure 11.2) (Nader et al., 2008). In high school, only 57 percent of U.S. boys and 47 percent of girls are enrolled in any physical education, with 31 percent of all students experiencing a daily physical education class (U.S. Department of Health and Human Services, 2012f).

Besides improving motor performance, sports and exercise influence cognitive and social development. Interschool and intramural athletics provide important lessons in teamwork, problem solving, assertiveness, and competition. And regular, sustained physical activity—which required physical education can ensure—is associated with lasting physical and mental health benefits and enjoyment of sports and exercise (Brand et al., 2010). In one study, participating in team or individual sports at age 14 at least once a week for girls and twice a week for boys predicted high physical activity rates at age 31. Endurance sports, such as running and cycling—activities that do not require expensive equipment or special facilities—were especially likely to continue into adulthood (Tammelin et al., 2003). And adolescent exertion during exercise, defined as sweating and breathing heavily, is one of the best predictors of adult physical exercise, perhaps because it fosters high *physical self-efficacy*—belief in one's ability to sustain an exercise program (Motl et al., 2002; Telama et al., 2005).

AP IMAGES/TED S. WARREN

High school girls' participation in sports has increased but still falls far short of boys'. Yet athletic participation yields many benefits—not just gains in motor skills but important lessons in teamwork, problem solving, assertiveness, and competition.

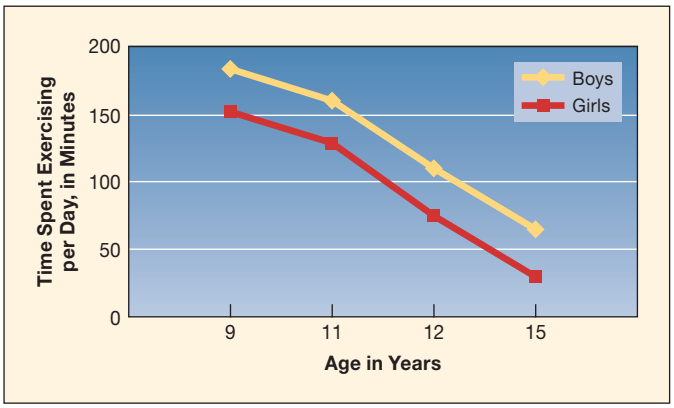

FIGURE 11.2 Decline in physical activity from ages 9 to 15 among U.S. boys and girls. In a large representative sample of youths followed over six years, time spent exercising dropped sharply until, at age 15, most youths did not meet government recommendations of at least 60 minutes of moderate to vigorous physical activity per day. At all ages, boys spent more time exercising than girls. (Adapted from Nader et al., 2008.)

Sexual Maturation

Accompanying rapid body growth are changes in physical features related to sexual functioning. Some, called **primary sexual characteristics**, involve the reproductive organs (ovaries, uterus, and vagina in females; penis, scrotum, and testes in males). Others, called **secondary sexual characteristics**, are visible on the outside of the body and serve as additional signs of sexual maturity (for example, breast development in females and the appearance of underarm and pubic hair in both sexes). As Table 11.1 on page 366 shows, these characteristics develop in a fairly standard sequence, although the ages at which each begins and is completed vary greatly. Typically, pubertal development takes about four years, but some adolescents complete it in two years, whereas others take five to six years.

Sexual Maturation in Girls. Female puberty usually begins with the budding of the breasts and the growth spurt. **Menarche**, or first menstruation, typically occurs around age 12½ for North American girls, 13 for Western Europeans. But the age range is wide, from 10½ to 15½ years. Following menarche, breast and pubic hair growth are completed, and underarm hair appears.

Notice in Table 11.1 that nature delays sexual maturity until the girl's body is large enough for childbearing; menarche takes place after the peak of the height spurt. As an extra measure of security, for 12 to 18 months following menarche, the menstrual cycle often occurs without the release of an ovum from the ovaries (Archibald, Graber, & Brooks-Gunn, 2006; Bogin, 2001). But this temporary period of sterility does not

TABLE 11.1 Pubertal Development in North American Girls and Boys

GIRLS	AVERAGE AGE ATTAINED	AGE RANGE	BOYS	AVERAGE AGE ATTAINED	AGE RANGE
Breasts begin to "bud"	10	8–13	Testes begin to enlarge	11.5	9.5–13.5
Height spurt begins	10	8–13	Pubic hair appears	12	10–15
Pubic hair appears	10.5	8–14	Penis begins to enlarge	12	10.5–14.5
Peak strength spurt	11.6	9.5–14	Height spurt begins	12.5	10.5–16
Peak height spurt	11.7	10–13.5	Spermarche (first ejaculation) occurs	13.5	12–16
Menarche (first menstruation) occurs	12.5	10.5–14	Peak height spurt	14	12.5–15.5
Peak weight spurt	12.7	10–14	Peak weight spurt	14	12.5–15.5
Adult stature reached	13	10–16	Facial hair begins to grow	14	12.5–15.5
Pubic hair growth completed	14.5	14–15	Voice begins to deepen	14	12.5–15.5
Breast growth completed	15	10–17	Penis and testes growth completed	14.5	12.5–16
			Peak strength spurt	15.3	13–17
			Adult stature reached	15.5	13.5–17.5
			Pubic hair growth completed	15.5	14–17

Sources: Chumlea et al., 2003; Herman-Giddens, 2006; Rogol, Roemmich, & Clark, 2002; Rubin et al., 2009; Wu, Mendola, & Buck, 2002.
Photos: (left) © Laura Dwight Photography; (right) Rob Melnychuk/Taxi/Getty Images

occur in all girls, and it does not provide reliable protection against pregnancy.

Sexual Maturation in Boys. The first sign of puberty in boys is the enlargement of the testes (glands that manufacture sperm), accompanied by changes in the texture and color of the scrotum. Pubic hair emerges soon after, about the same time the penis begins to enlarge (Rogol, Roemmich, & Clark, 2002).

As Table 11.1 reveals, the growth spurt occurs much later in the sequence of pubertal events for boys than for girls. When it reaches its peak around age 14, enlargement of the testes and penis is nearly complete, and underarm hair appears. So do facial and body hair, which increase gradually for several years. Another landmark of male physical maturity is the deepening of the voice as the larynx enlarges and the vocal cords lengthen. (Girls' voices also deepen slightly.) Voice change usually takes place at the peak of the male growth spurt and is often not complete until puberty is over (Archibald, Graber, & Brooks-Gunn, 2006).

While the penis is growing, the prostate gland and seminal vesicles (which together produce semen, the fluid containing sperm) enlarge. Then, around age 13½, **spermarche**, or first ejaculation, occurs (Rogol, Roemmich, & Clark, 2002). For a while, the semen contains few living sperm. So, like girls, boys have an initial period of reduced fertility.

Individual Differences in Pubertal Growth

Heredity contributes substantially to the timing of pubertal changes. Identical twins are more similar than fraternal twins in attainment of most pubertal milestones (Eaves et al., 2004; Mustanski et al., 2004). Nutrition and exercise also make a difference. In females, a sharp rise in body weight and fat may trigger sexual maturation. Fat cells release a protein called *leptin,* which is believed to signal the brain that the girl's energy stores are sufficient for puberty—a likely reason that breast and pubic hair growth and menarche occur earlier for heavier and, especially, obese girls. In contrast, girls who begin rigorous athletic training at an early age or who eat very little (both of which reduce the percentage of body fat) usually experience later puberty (Kaplowitz, 2007; Lee et al., 2007; Rubin et al., 2009). Few studies, however, report a link between body fat and puberty in boys.

Variations in pubertal growth also exist among regions of the world and among SES and ethnic groups. Physical health plays a major role. In poverty-stricken regions where malnutrition and infectious disease are common, menarche is greatly delayed, occurring as late as age 14 to 16 in many parts of Africa. Within developing countries, girls from higher-income families reach menarche 6 to 18 months earlier than those living in economically disadvantaged homes (Parent et al., 2003).

But in industrialized nations where food is abundant, the joint roles of heredity and environment in pubertal growth are apparent. For example, breast and pubic hair growth begin, on average, around age 9 in African-American girls—a year earlier than in Caucasian-American girls. And African-American girls reach menarche about six months earlier, around age 12. Although widespread overweight and obesity in the black population contribute, a genetically influenced faster rate of physical maturation is also involved. Black girls usually reach menarche before white girls of the same age and body weight (Chumlea et al., 2003; Herman-Giddens, 2006; Hillard, 2008).

Early family experiences may also affect pubertal timing. One theory suggests that humans have evolved to be sensitive to the emotional quality of their childhood environments. When children's safety and security are at risk, it is adaptive for them to reproduce early. Research indicates that girls and (less consistently) boys with a history of family conflict, harsh parenting, or parental separation tend to reach puberty early. In contrast, those with warm, stable family ties reach puberty relatively late (Belsky et al., 2007; Bogaert, 2005; Ellis, 2004; Ellis & Essex, 2007; Mustanski et al., 2004; Tremblay & Frigon, 2005). Critics offer an alternative explanation—that mothers who reached puberty early are more likely to bear children earlier, which increases the likelihood of marital conflict and separation (Mendle et al., 2006). But two longitudinal studies confirm the former chain of influence among girls: from adverse family environments in childhood to earlier pubertal timing to increased sexual risk taking (Belsky et al., 2010; James et al., 2012).

In the research we have considered, threats to emotional health accelerate puberty, whereas threats to physical health delay it. A **secular trend**, or generational change, in pubertal timing lends added support to the role of physical well-being in pubertal development. In industrialized nations, age of menarche declined steadily—by about 3 to 4 months per decade—from 1900 to 1970, a period in which nutrition, health care, sanitation, and control of infectious disease improved greatly. Boys, too, have reached puberty earlier in recent decades (Herman-Giddens et al., 2012). And as developing nations make socioeconomic progress, they also show secular gains (Ji & Chen, 2008).

In the United States and a few European countries, soaring rates of overweight and obesity are responsible for a modest, continuing trend toward earlier menarche (Kaplowitz, 2006; Parent et al., 2003). A worrisome consequence is that girls who reach sexual maturity at age 10 or 11 will feel pressure to act much older than they are. As we will see shortly, early-maturing girls are at risk for unfavorable peer involvements, including sexual activity.

Brain Development

The physical transformations of adolescence include major changes in the brain. Brain-imaging research reveals continued pruning of unused synapses in the cerebral cortex, especially in the prefrontal cortex. In addition, linkages between the two cerebral hemispheres through the corpus callosum, and between the prefrontal cortex and other areas in the cerebral cortex and the inner brain (including the amygdala), expand, myelinate, and attain rapid communication. As a result, the prefrontal cortex becomes a more effective "executive"—overseeing and managing the integrated functioning of various areas, yielding more complex, flexible, and adaptive thinking and behavior (Blakemore & Choudhury, 2006; Lenroot & Giedd, 2006). Consequently, adolescents gain in diverse cognitive skills, including processing speed and executive function.

But these advances occur gradually over the teenage years. fMRI evidence reveals that adolescents recruit the prefrontal cortex's network of connections with other brain areas less effectively than adults do. Because the *prefrontal cognitive-control network* still requires fine-tuning, teenagers' performance on executive function tasks requiring inhibition, planning, and future orientation (rejecting a smaller immediate reward in favor of a larger delayed reward) is not yet fully mature (McClure et al., 2004; Smith, Xiao, & Bechara, 2012; Steinberg et al., 2009).

Adding to these self-regulation difficulties are changes in the brain's *emotional/social network*. In humans and other mammals, neurons become more responsive to excitatory neurotransmitters during puberty. As a result, adolescents react more strongly to stressful events and experience pleasurable stimuli more intensely. But because the cognitive control network is not yet functioning optimally, most teenagers find it hard to manage these powerful feelings (Ernst & Spear, 2009; Steinberg et al., 2008). This imbalance contributes to teenagers' drive for novel experiences, including drug taking, reckless driving, unprotected sex, and delinquent activity (Pharo et al., 2011). In a longitudinal study of a nationally representative sample of 7,600 U.S. youths, researchers tracked changes in self-reported impulsivity and sensation seeking between ages 12 and 24 (Harden & Tucker-Drob, 2011). As Figure 11.3 on page 368 shows, impulsivity declined steadily with age—evidence for gradual improvement of the cognitive-control network. But

© JEFF GREENBERG/THE IMAGE WORKS

In adolescence, changes in the brain's emotional/social network outpace development of the cognitive-control network. As a result, teenagers do not yet have the capacity to control their powerful drive for new—and sometimes risky—experiences.

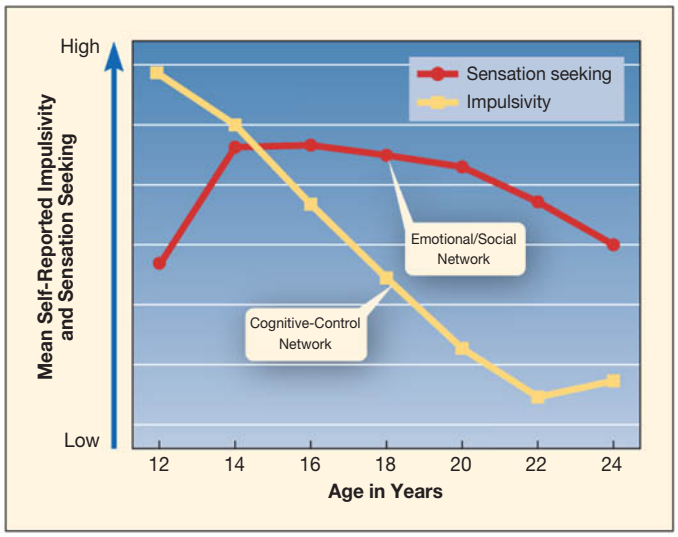

FIGURE 11.3 Development of impulsivity and sensation seeking from 12 to 24 years. In this longitudinal study of a large, nationally representative U.S. sample, impulsivity declined steadily, while sensation seeking increased in early adolescence and then diminished more gradually. Findings confirm the challenge posed by the emotional/social network to the cognitive control network. (From K. P. Harden and E. M. Tucker-Drob, 2011, "Individual Differences in the Development of Sensation Seeking and Impulsivity During Adolescence: Further Evidence for a Dual Systems Model," *Developmental Psychology, 47,* p. 742. Copyright © 2011 by the American Psychological Association. Adapted with permission of the American Psychological Association.)

sensation seeking increased from 12 to 16, followed by a more gradual decline through age 24, reflecting the challenge posed by the emotional/social network.

In sum, changes in the adolescent brain's emotional/social network outpace development of the cognitive-control network. Only over time are young people able to effectively manage their emotions and reward-seeking behavior. Of course, wide individual differences exist in the extent to which teenagers manifest this rise in risk-taking in the form of careless, dangerous acts—some not at all, and others extremely so (Pharo et al., 2011). But transformations in the adolescent brain enhance our understanding of both the cognitive advances and the worrisome behaviors of this period, along with teenagers' need for adult patience, oversight, and guidance.

Changing States of Arousal

At puberty, revisions occur in the way the brain regulates the timing of sleep, perhaps because of increased neural sensitivity to evening light. As a result, adolescents go to bed much later than they did as children. Yet they need almost as much sleep as they did in middle childhood—about nine hours. When the school day begins early, their sleep needs are not satisfied.

This sleep "phase delay" strengthens with pubertal growth. But today's teenagers—who often have evening social activities, part-time jobs, and bedrooms equipped with TVs, computers, and phones—get much less sleep than teenagers of previous generations (Carskadon et al., 2002; Jenni, Achermann, & Carskadon, 2005). Sleep-deprived adolescents display declines in executive function, performing especially poorly on cognitive tasks during morning hours. And they are more likely to achieve less well in school, suffer from anxiety and depressed mood, and engage in high-risk behaviors (Dahl & Lewin, 2002; Hansen et al., 2005; Talbot et al., 2010). Sleep rebound on weekends sustains the pattern by leading to difficulty falling asleep on subsequent evenings. Later school start times ease but do not eliminate sleep loss. Educating teenagers about the importance of sleep is vital.

The Psychological Impact of Pubertal Events

TAKE A MOMENT... Think back to your late elementary and middle school days. As you reached puberty, how did your feelings about yourself and your relationships with others change? Research reveals that pubertal events affect adolescents' self-image, mood, and interaction with parents and peers. Some outcomes are a response to dramatic physical change, whenever it occurs. Others have to do with pubertal timing.

Reactions to Pubertal Changes

Two generations ago, menarche was often traumatic. Today, girls commonly react with "surprise," undoubtedly due to the sudden onset of the event. Otherwise, they typically report a mixture of positive and negative emotions (DeRose & Brooks-Gunn, 2006). Yet wide individual differences exist that depend on prior knowledge and support from family members, which in turn are influenced by cultural attitudes toward puberty and sexuality.

For girls who have no advance information, menarche can be shocking and disturbing. Unlike 50 to 60 years ago, today few girls are uninformed, a shift that is probably due to parents' greater willingness to discuss sexual matters and to the spread of health education classes (Omar, McElderry, & Zakharia, 2003). Almost all girls get some information from their mothers. And some evidence suggests that compared with Caucasian-American families, African-American families may better prepare girls for menarche, treat it as an important milestone, and express less conflict over girls reaching sexual maturity—factors that lead African-American girls to react more favorably (Martin, 1996).

Like girls' reactions to menarche, boys' responses to spermarche reflect mixed feelings. Virtually all boys know about ejaculation ahead of time, but many say that no one spoke to them before or during puberty about physical changes (Omar, McElderry, & Zakharia, 2003). Usually they get their information from reading material or websites. Even boys who had advance information often say that their first ejaculation occurred earlier than they expected and that they were unprepared for it. As with girls, boys who feel better prepared tend to

react more positively (Stein & Reiser, 1994). But whereas almost all girls eventually tell a friend that they are menstruating, far fewer boys tell anyone about spermarche (DeRose & Brooks-Gunn, 2006; Downs & Fuller, 1991). Overall, boys get much less social support than girls for the physical changes of puberty. They might benefit, especially, from opportunities to ask questions and discuss feelings with a sympathetic parent or health professional.

Many tribal and village societies celebrate the onset of puberty with an *initiation ceremony,* a ritualized announcement to the community that marks an important change in privilege and responsibility. Consequently, young people know that reaching puberty is valued in their culture. In contrast, Western societies grant little formal recognition to movement from childhood to adolescence or from adolescence to adulthood. Ceremonies such as the Jewish bar or bat mitzvah and the *quinceañera* in Hispanic communities (celebrating a 15-year-old girl's sexual maturity and marriage availability), resemble initiation ceremonies, but only within the ethnic or religious subculture. They do not mark a significant change in social status in the larger society.

Instead, Western adolescents are granted partial adult status at many different ages—for example, an age for starting employment, for driving, for leaving high school, for voting, and for drinking. And in some contexts (at home and at school), they may still be regarded as children. The absence of a widely accepted marker of physical and social maturity makes the process of becoming an adult more confusing.

© ISRAEL IMAGES/ALAMY

This 13-year-old's bat mitzvah ceremony recognizes her as an adult with moral and religious responsibilities in the Jewish community. In the larger society, however, she will experience no change in status.

Pubertal Change, Emotion, and Social Behavior

A common belief is that puberty has something to do with adolescent moodiness and the desire for greater physical and psychological separation from parents. Let's see what research says about these relationships.

Adolescent Moodiness. Higher pubertal hormone levels are linked to greater moodiness, but only modestly so (Buchanan, Eccles, & Becker, 1992; Graber, Brooks-Gunn, & Warren, 2006). What other factors might contribute? In several studies, the moods of children, adolescents, and adults were monitored by having them carry electronic pagers. Over a one-week period, they were beeped at random intervals and asked to write down what they were doing, whom they were with, and how they felt.

As expected, adolescents reported less favorable moods than school-age children and adults (Larson et al., 2002; Larson & Lampman-Petraitis, 1989). But negative moods were linked to a greater number of negative life events, such as difficulty getting along with parents, disciplinary actions at school, and breaking up with a boyfriend or girlfriend. Negative events increased steadily from childhood to adolescence, and teenagers also seemed to react to them with greater emotion than children (Larson & Ham, 1993). (Recall that stress reactivity is heightened by changes in the brain's emotional/social network during puberty.)

Compared with the moods of older adolescents and adults, those of younger adolescents (ages 12 to 16) were less stable, often shifting between cheerful and sad. These mood swings were strongly related to situational changes. High points of adolescents' days were times spent with peers and in self-chosen leisure activities. Low points tended to occur in adult-structured settings—class, job, and religious services. Furthermore, emotional highs coincided with Friday and Saturday evenings, especially in high school. Going out with friends and romantic partners increases so dramatically during adolescence that it becomes a "cultural script" for what is *supposed* to happen (Larson & Richards, 1998). Consequently, teenagers who spend weekend evenings at home often feel profoundly lonely.

Fortunately, frequent reports of negative mood level off in late adolescence (Natsuaki, Biehl, & Ge, 2009). And overall, teenagers with supportive family and peer relationships more often report positive and less often negative moods than their agemates with few social supports (Weinstein et al., 2006). In contrast, poorly adjusted young people—with low self-esteem, conduct difficulties, or delinquency—tend to react with stronger negative emotion to unpleasant daily experiences, perhaps compounding their adjustment problems (Schneiders et al., 2006).

Parent–Child Relationships. Sabrina's father noticed that as his children entered adolescence, they kept their bedroom doors closed, resisted spending time with the family, and became more argumentative. Sabrina and her mother squabbled

over Sabrina's messy room ("It's *my* room, Mom. You don't have to live in it!"). And Sabrina protested the family's regular weekend visit to Aunt Gina's ("Why do I have to go *every* week?"). Research in cultures as diverse as the United States and Turkey shows that puberty is related to a rise in intensity of parent–child conflict, which persists into middle adolescence (Gure, Ucanok, & Sayil, 2006; Laursen, Coy, & Collins, 1998; McGue et al., 2005).

Why should a youngster's more adultlike appearance trigger these disputes? The association may have adaptive value. Among nonhuman primates, the young typically leave the family group around the time of puberty. The same is true in many nonindustrialized cultures (Caine, 1986; Schlegel & Barry, 1991). Departure of young people discourages sexual relations between close blood relatives. But adolescents in industrialized nations, who are still economically dependent on parents, cannot leave the family. Consequently, a substitute seems to have emerged: psychological distancing.

As children become physically mature, they demand to be treated in adultlike ways. And as we will see, adolescents' new powers of reasoning may also contribute to a rise in family tensions. Parent–adolescent disagreements focus largely on everyday matters such as driving, dating partners, and curfews (Adams & Laursen, 2001). But beneath these disputes lie serious concerns: parental efforts to protect teenagers from substance use, auto accidents, and early sex. The larger the gap between parents' and adolescents' views of teenagers' readiness for new responsibilities, the more they quarrel (Deković, Noom, & Meeus, 1997).

Parent–daughter conflict tends to be more intense than conflict with sons, perhaps because parents place more restrictions on girls (Allison & Schultz, 2004). But most disputes are mild and diminish by late adolescence. Parents and teenagers display both conflict and affection, and they usually agree on important values, such as honesty and the importance of education. And as the teenage years conclude, parent–adolescent interactions are less hierarchical, setting the stage for mutually supportive relationships in adulthood (Laursen & Collins, 2009).

LOOK AND LISTEN

Interview several parents and/or their 12- to 14-year-olds about recent changes in parent–child relationships. Has conflict increased? Over what topics? ●

Pubertal Timing

"All our children were early maturers," said Franca during the parents' discussion group. "The three boys were tall by age 12 or 13, but it was easier for them. They felt big and important. Sabrina was skinny as a little girl, but now she says she is too fat and needs to diet. She thinks about boys and doesn't concentrate on her schoolwork."

Findings of several studies match the experiences of Sabrina and her brothers. Both adults and peers viewed early-maturing boys as relaxed, independent, self-confident, and physically attractive. Popular with agemates, they tended to hold leadership positions in school and to be athletic stars. In contrast,

© JEFF GREENBERG/THE IMAGE WORKS

African-American early-maturing girls are more likely to report a positive body image than their Caucasian counterparts. Perhaps because their families and friends tend to welcome menarche, they may escape the adjustment difficulties commonly associated with early pubertal timing.

late-maturing boys expressed more anxiety and depressed mood than their on-time counterparts (Brooks-Gunn, 1988; Huddleston & Ge, 2003). But early-maturing boys, though viewed as well-adjusted, reported more psychological stress, depressed mood, and problem behaviors (sexual activity, smoking, drinking, aggression, delinquency) than both their on-time and later-maturing agemates (Ge, Conger, & Elder, 2001; Natsuaki, Biehl, & Ge, 2009; Susman & Dorn, 2009).

In contrast, early-maturing girls were unpopular, withdrawn, lacking in self-confidence, anxious (especially about others' negative evaluations), and prone to depression, and they held few leadership positions (Blumenthal et al., 2011; Ge, Conger, & Elder, 1996; Graber, Brooks-Gunn, & Warren, 2006; Jones & Mussen, 1958). And like early-maturing boys, they were more involved in deviant behavior (smoking, drinking, sexual activity) (Caspi et al., 1993; Dick et al., 2000; Ge et al., 2006). In contrast, their later-maturing counterparts were regarded as physically attractive, lively, sociable, and leaders at school. In one study of several hundred eighth graders, however, negative effects were not evident among early-maturing African-American girls, whose families—and perhaps friends as well—tend to be more unconditionally welcoming of menarche (see page 365) (Michael & Eccles, 2003).

Two factors largely account for these trends: (1) how closely the adolescent's body matches cultural ideals of physical attractiveness, and (2) how well young people fit in physically with their peers.

The Role of Physical Attractiveness. ***TAKE A MOMENT...*** Flip through your favorite popular magazine. You will see evidence of our society's view of an attractive female as thin and long-legged and of a good-looking male as tall, broad-shouldered, and muscular. The female image is a girlish shape that favors the late developer. The male image fits the early-maturing boy.

Consistent with these preferences, early-maturing Caucasian girls tend to report a less positive **body image**—conception of and attitude toward their physical appearance—than their on-time and late-maturing agemates. Compared with African-American and Hispanic girls, Caucasian girls are more likely to have internalized the cultural ideal of female attractiveness. Most want to be thinner (Rosen, 2003; Stice, Presnell, & Bearman, 2001; Williams & Currie, 2000). Although boys are less consistent, early, rapid maturers are more likely to be satisfied with their physical characteristics (Alsaker, 1995; Sinkkonen, Anttila, & Siimes, 1998).

Body image is a strong predictor of young people's self-esteem (Harter, 2006). But the negative effects of pubertal timing on body image and—as we will see next—emotional adjustment are greatly amplified when accompanied by other stressors (Stice, 2003).

The Importance of Fitting in with Peers. Physical status in relation to peers also explains differences in adjustment between early and late maturers. From this perspective, early-maturing girls and late-maturing boys have difficulty because they fall at the extremes of physical development and feel out of place when with their agemates. Not surprisingly, adolescents feel most comfortable with peers who match their own level of biological maturity (Stattin & Magnusson, 1990).

Because few agemates of the same pubertal status are available, early-maturing adolescents of both sexes seek out older companions, who often encourage them into activities they are not ready to handle emotionally. And hormonal influences on the brain's emotional/social network are stronger for early maturers, further magnifying their receptiveness to sexual activity, drug and alcohol use, and delinquent acts (Ge et al., 2002; Steinberg, 2008). Perhaps as a result, early maturers of both sexes more often report feeling stressed and show declines in academic performance (Mendle, Turkheimer, & Emery, 2007; Natsuaki, Biehl, & Ge, 2009).

At the same time, the young person's context greatly increases the likelihood that early pubertal timing will lead to negative outcomes. Early maturers in economically disadvantaged neighborhoods are especially vulnerable to establishing ties with deviant peers, which heightens their defiant, hostile behavior. And because families in such neighborhoods tend to be exposed to chronic, severe stressors and to have few social supports, these early maturers are also more likely to experience harsh, inconsistent parenting, which, in turn, predicts both deviant peer associations and antisocial behavior (Ge et al., 2002, 2011).

Long-Term Consequences. Do the effects of pubertal timing last? Follow-ups reveal that early-maturing girls, especially, are prone to lasting difficulties. In one study, depression subsided by age 13 in early-maturing boys but tended to persist in early-maturing girls (Ge et al., 2003). In another study, which followed young people from ages 14 to 24, early-maturing boys again showed good adjustment. But early-maturing girls reported poorer-quality relationships with family and friends, smaller social networks, and lower life satisfaction into early adulthood than their on-time counterparts (Graber et al., 2004).

Recall that childhood family conflict and harsh parenting are linked to earlier pubertal timing, more so for girls than for boys (see page 367). Perhaps many early-maturing girls enter adolescence with emotional and social difficulties. As the stresses of puberty interfere with school performance and lead to unfavorable peer pressures, poor adjustment extends and deepens (Graber, 2003). Clearly, interventions that target at-risk early-maturing youths are needed. These include educating parents and teachers and providing adolescents with counseling and social supports so they will be better prepared to handle the emotional and social challenges of this transition.

ASK YOURSELF

REVIEW Summarize the impact of pubertal timing on adolescent development.

CONNECT How might adolescent moodiness contribute to psychological distancing between parents and adolescents? (*Hint:* Think about bidirectional influences in parent–child relationships.)

APPLY As a school-age child, Chloe enjoyed leisure activities with her parents. Now, at age 14, she spends hours in her room and resists going on weekend family excursions. Explain Chloe's behavior.

REFLECT Recall your own reactions to the physical changes of puberty. Are they consistent with research findings? Explain.

Health Issues

The arrival of puberty brings new health issues related to the young person's efforts to meet physical and psychological needs. As adolescents attain greater autonomy, their personal decision making becomes important, in health as well as other areas. Yet none of the health concerns we are about to discuss can be traced to a single cause. Rather, biological, psychological, family, peer, and cultural factors jointly contribute.

Nutritional Needs

When their sons reached puberty, Franca and Antonio reported a "vacuum cleaner effect" in the kitchen as the boys routinely emptied the refrigerator. Rapid body growth leads to a dramatic increase in nutritional requirements, at a time when the diets of many young people are the poorest. Of all age groups, adolescents are the most likely to skip breakfast (a practice linked to obesity), eat on the run, and consume empty calories (Ritchie et al., 2007; Striegel-Moore & Franko, 2006). Fast-food restaurants,

where teenagers often gather, have begun to offer some healthy menu options. But adolescents need guidance in choosing these alternatives. Eating fast food and school purchases from snack bars and vending machines is strongly associated with consumption of soft drinks and foods high in fat and sugar, indicating that teenagers often make unhealthy food choices (Bowman et al., 2004; Kubik et al., 2003).

The most common nutritional problem of adolescence is iron deficiency. Iron requirements increase to a maximum during the growth spurt and remain high among girls because of iron loss during menstruation. A tired, irritable teenager may be suffering from anemia rather than unhappiness and should have a medical checkup. Most adolescents do not get enough calcium and are also deficient in riboflavin (vitamin B2) and magnesium, both of which support metabolism (Cavadini, Siega-Riz, & Popkin, 2000).

Frequency of family meals is strongly associated with greater intake of fruits, vegetables, grains, and calcium-rich foods and reduced soft drink and fast-food consumption (Burgess-Champoux et al., 2009; Fiese & Schwartz, 2008). But compared to families with younger children, those with adolescents eat fewer meals together. In addition to their other benefits (see page 63 in Chapter 2 and page 291 in Chapter 9), family meals can greatly improve teenagers' diets.

Adolescents—especially girls concerned about their weight—tend to be attracted to fad diets. Unfortunately, most are too limited in nutrients and calories to be healthy for fast-growing, active teenagers (Donatelle, 2012). Parents should encourage young people to consult a doctor or dietitian before trying any special diet.

Eating Disorders

Concerned about her daughter's desire to lose weight, Franca explained to Sabrina that she was really quite average in build for an adolescent girl and reminded her that her Italian ancestors had considered a plump female body more beautiful than a thin one. Girls who reach puberty early, who are very dissatisfied with their body image, and who grow up in homes where concern with weight and thinness is high are at risk for eating problems. Severe dieting is the strongest predictor of the onset of an eating disorder in adolescence (Lock & Kirz, 2008). The two most serious are anorexia nervosa and bulimia nervosa.

Anorexia Nervosa. **Anorexia nervosa** is a tragic eating disorder in which young people starve themselves because of a compulsive fear of getting fat. It affects about 1 percent of North American and Western European teenage girls. During the past half-century, cases have increased sharply, fueled by cultural admiration of female thinness. Anorexia nervosa is equally common in all SES groups, but Asian-American, Caucasian-American, and Hispanic girls are at greater risk than African-American girls, who tend to be more satisfied with their size and shape (Granillo, Jones-Rodriguez, & Carvajal, 2005; Ozer & Irwin, 2009; Steinhausen, 2006). Boys account for 10 to 15 percent of anorexia cases; about half of these are gay or bisexual young people who are uncomfortable with a strong, muscular appearance (Raevuori et al., 2009; Robb & Dadson, 2002).

© LAUREN GREENFIELD/INSTITUTE

Aiva, a 16-year-old anorexia nervosa patient, is shown at left on the day she entered treatment—weighing just 77 pounds—and, at right, after a 10-week treatment program. Less than 50 percent of young people with anorexia recover fully.

Individuals with anorexia have an extremely distorted body image. Even after they have become severely underweight, they see themselves as too heavy. Most go on self-imposed diets so strict that they struggle to avoid eating in response to hunger. To enhance weight loss, they exercise strenuously.

In their attempt to reach "perfect" slimness, individuals with anorexia lose between 25 and 50 percent of their body weight. Because a normal menstrual cycle requires about 15 percent body fat, either menarche does not occur or menstrual periods stop. Malnutrition causes pale skin, brittle discolored nails, fine dark hairs all over the body, and extreme sensitivity to cold. If it continues, the heart muscle can shrink, the kidneys can fail, and irreversible brain damage and loss of bone mass can occur. About 6 percent of individuals with anorexia die of the disorder, as a result of either physical complications or suicide (Katzman, 2005).

Forces within the person, the family, and the larger culture give rise to anorexia nervosa. Identical twins share the disorder more often than fraternal twins, indicating a genetic influence. Abnormalities in neurotransmitters in the brain, linked to anxiety and impulse control, may make some individuals more susceptible (Kaye, 2008; Lock & Kirz, 2008). Many young people with anorexia have unrealistically high standards for their own behavior and performance, are emotionally inhibited, and avoid intimate ties outside the family. Consequently, they are often excellent students who are responsible and well-behaved. But as we have also seen, the societal image of "thin is beautiful" contributes to the poor body image of many girls—especially early-maturing girls, who are at greatest risk for anorexia nervosa (Hogan & Strasburger, 2008).

In addition, parent–adolescent interactions reveal problems related to adolescent autonomy. Often the mothers of these

girls have high expectations for physical appearance, achievement, and social acceptance and are overprotective and controlling. Fathers tend to be emotionally distant. These parental attributes may contribute to affected girls' persistent anxiety and fierce pursuit of perfection in achievement, respectable behavior, and thinness (Kaye, 2008). Nevertheless, it remains unclear whether maladaptive parent–child relationships precede the disorder, emerge in response to it, or both.

Because individuals with anorexia typically deny or minimize the seriousness of their disorder, treating it is difficult (Couturier & Lock, 2006). Hospitalization is often necessary to prevent life-threatening malnutrition. The most successful treatment is family therapy plus medication to reduce anxiety and neurotransmitter imbalances (Robin & Le Grange, 2010; Treasure & Schmidt, 2005). Still, less than 50 percent of young people with anorexia recover fully. For many, eating problems continue in less extreme form. About 10 percent show signs of a less severe, but nevertheless debilitating, disorder: bulimia nervosa.

Bulimia Nervosa. In **bulimia nervosa**, young people (again, mainly girls, but gay and bisexual boys are also vulnerable) engage in strict dieting and excessive exercise accompanied by binge eating, often followed by deliberate vomiting and purging with laxatives (Herzog, Eddy, & Beresin, 2006; Wichstrøm, 2006). Bulimia typically appears in late adolescence and is more common than anorexia nervosa, affecting about 2 to 4 percent of teenage girls, only 5 percent of whom previously suffered from anorexia.

Twin studies show that bulimia, like anorexia, is influenced by heredity (Klump, Kaye, & Strober, 2001). Overweight and early menarche increase the risk. Some adolescents with bulimia, like those with anorexia, are perfectionists. But most are impulsive, sensation-seeking young people who lack self-control in many areas, engaging in petty shoplifting, alcohol abuse, and other risky behaviors (Kaye, 2008). And although girls with bulimia, like those with anorexia, are pathologically anxious about gaining weight, they may have experienced their parents as disengaged and emotionally unavailable rather than controlling (Fairburn & Harrison, 2003).

In contrast to young people with anorexia, those with bulimia usually feel depressed and guilty about their abnormal eating habits and desperately want help. As a result, bulimia is usually easier to treat than anorexia, through support groups, nutrition education, training in changing eating habits, and anti-anxiety, antidepressant, and appetite-control medication (Hay & Bacaltchuk, 2004).

Sexuality

Sabrina's 16-year-old brother Louis and his girlfriend Cassie hadn't planned to have intercourse—it "just happened." But before and after, a lot of things passed through their minds. After they had dated for three months, Cassie began to wonder, "Will Louis think I'm normal if I don't have sex with him? If he wants to and I say no, will I lose him?" Both young people knew

TOBY BURROWS/PHOTODISC/GETTY IMAGES

Cultural attitudes will profoundly affect the way these young teenagers, who are just beginning to explore their sexual attraction to each other, learn to manage sexuality in social relationships.

their parents wouldn't approve. In fact, when Franca and Antonio noticed how attached Louis was to Cassie, they talked to him about the importance of waiting and the dangers of pregnancy. But that Friday evening, Louis and Cassie's feelings for each other seemed overwhelming. "If I don't make a move," Louis thought, "will she think I'm a wimp?"

With the arrival of puberty, hormonal changes—in particular, the production of androgens in young people of both sexes—lead to an increase in sex drive (Halpern, Udry, & Suchindran, 1997). In response, adolescents become very concerned about managing sexuality in social relationships. New cognitive capacities involving perspective taking and self-reflection affect their efforts to do so. Yet like the eating behaviors we have just discussed, adolescent sexuality is heavily influenced by the young person's social context.

The Impact of Culture. ***TAKE A MOMENT...*** When did you first learn the "facts of life"—and how? Was sex discussed openly in your family, or was it treated with secrecy? Exposure to sex, education about it, and efforts to limit the sexual curiosity of children and adolescents vary widely around the world.

Despite the prevailing image of sexually free adolescents, sexual attitudes in North America are relatively restrictive. Typically, parents provide little or no information about sex, discourage sex play, and rarely talk about sex in children's presence. When young people become interested in sex, only about half report getting information from parents about intercourse, pregnancy prevention, and sexually transmitted disease. Many parents avoid meaningful discussions about sex out of fear of embarrassment or concern that the adolescent will not take

them seriously (Wilson et al., 2010). Yet warm, open give-and-take is associated with teenagers' adoption of parents' views and with reduced sexual risk taking (Jaccard, Dodge, & Dittus, 2003; Usher-Seriki, Bynum, & Callands, 2008).

Adolescents who do not get information about sex from their parents are likely to learn from friends, books, magazines, movies, TV, and the Internet (Jaccard, Dodge, & Dittus, 2002; Sutton et al., 2002). On prime-time TV shows, which adolescents watch more than other TV offerings, 80 percent of programs contain sexual content. Most depict partners as spontaneous and passionate, taking no steps to avoid pregnancy or sexually transmitted disease, and experiencing no negative consequences (Roberts, Henriksen, & Foehr, 2004). In several studies, teenagers' media exposure to sexual content predicted current sexual activity, intentions to be sexually active in the future, and subsequent sexual activity, pregnancies, and sexual harassment behaviors (offensive name-calling or touching, pressuring a peer for a date) even after many other relevant factors were controlled (Brown & L'Engle, 2009; Chandra et al., 2008; Roberts, Henriksen, & Foehr, 2009).

Not surprisingly, adolescents who are prone to early sexual activity choose to consume more sexualized media (Steinberg & Monahan, 2011). The Internet is an especially hazardous "sex educator." In a survey of a large sample of U.S. 10- to 17-year-old Web users, 42 percent said they had viewed online pornographic websites (images of naked people or people having sex) while surfing the Internet in the past 12 months. Of these, 66 percent indicated they had encountered the images accidentally and did not want to view them (Wolak, Mitchell, & Finkelhor, 2007). Youths who felt depressed, had been bullied by peers, or were involved in delinquent activities had more encounters with Internet pornography, which may have intensified their adjustment problems.

Consider the contradictory messages young people receive. On one hand, adults express disapproval of sex at a young age and outside of marriage. On the other hand, the social environment extols sexual excitement, experimentation, and promiscuity. American teenagers are left bewildered, poorly informed about sexual facts, and with little sound advice on how to conduct their sex lives responsibly.

Adolescent Sexual Attitudes and Behavior. Although differences between subcultural groups exist, sexual attitudes of U.S. adolescents and adults have become more liberal over the past 40 years. Compared with a generation ago, more people believe that sexual intercourse before marriage is all right, as long as two people are emotionally committed to each other (ABC News, 2004; Hoff, Greene, & Davis, 2003). During the past two decades, adolescents have swung back slightly toward more conservative sexual beliefs, largely in response to the risk of sexually transmitted disease, especially AIDS, and to teenage sexual abstinence programs sponsored by schools and religious organizations (Akers et al., 2011; Ali & Scelfo, 2002).

Trends in adolescents' sexual behavior are consistent with their attitudes. Rates of extramarital sex among U.S. young people rose for several decades, declined during the 1990s, and then stabilized (U.S. Department of Health and Human Services, 2012f). Nevertheless, as Figure 11.4 illustrates, a substantial percentage of U.S. young people are sexually active by ninth grade (age 14 to 15).

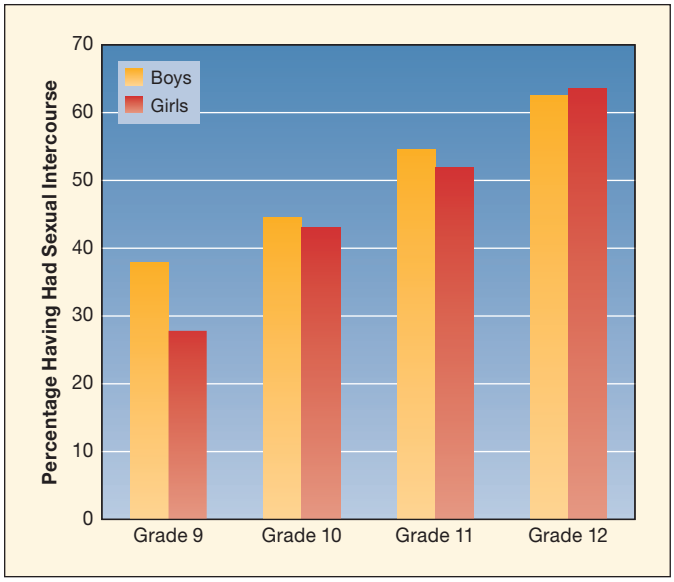

FIGURE 11.4 U.S. adolescents who report ever having had sexual intercourse. Many young adolescents are sexually active—more than in other Western nations. Boys tend to have their first intercourse earlier than girls. By the end of high school, rates of boys and girls having had sexual intercourse are similar. (From U.S. Department of Health and Human Services, 2012f.)

Overall, teenage sexual activity rates are similar in the United States and other Western countries: Nearly half of adolescents have had intercourse. But quality of sexual experiences differs. U.S. youths become sexually active earlier than their Canadian and European counterparts (Boyce et al., 2006; U.S. Department of Health and Human Services, 2012f). And about 18 percent of U.S. adolescent boys and 13 percent of girls—more than in other Western nations—have had sexual relations with four or more partners in the past year. Most teenagers, however, have had only one or two sexual partners by the end of high school.

Characteristics of Sexually Active Adolescents. Early and frequent teenage sexual activity is linked to personal, family, peer, and educational characteristics. These include childhood impulsivity, weak sense of personal control over life events, early pubertal timing, parental divorce, single-parent and stepfamily homes, large family size, little or no religious involvement, weak parental monitoring, disrupted parent–child communication, sexually active friends and older siblings, poor school performance, lower educational aspirations, and tendency to engage in norm-violating acts, including alcohol and drug use and delinquency (Coley, Votruba-Drzal, & Schindler, 2009; Crockett, Raffaelli, & Shen, 2006; Siebenbruner, Zimmer-Gembeck, & Egeland, 2007; Zimmer-Gembeck & Helfand, 2008).

Because many of these factors are associated with growing up in a low-income family, it is not surprising that early sexual activity is more common among young people from economically disadvantaged homes. Living in a neighborhood high in physical deterioration, crime, and violence also increases the likelihood that teenagers will be sexually active (Ge et al., 2002). In such neighborhoods, social ties are weak, adults exert little oversight and control over adolescents' activities, and negative peer influences are widespread. In fact, the high rate of sexual activity among African-American teenagers—60 percent report having had sexual intercourse, compared with 47 percent of all U.S. young people—is largely accounted for by widespread poverty in the black population (Darroch, Frost, & Singh, 2001; U.S. Department of Health & Human Services, 2012b).

Contraceptive Use. Although adolescent contraceptive use has increased in recent years, about 20 percent of sexually active teenagers in the United States are at risk for unintended pregnancy because they do not use contraception consistently (see Figure 11.5) (Fortenberry, 2010). Why do so many fail to take precautions? Typically, teenagers respond, "I was waiting until I had a steady boyfriend," or "I wasn't planning to have sex." As we will see when we take up adolescent cognitive development, although adolescents can consider multiple possibilities when faced with a problem, they often fail to apply this advanced reasoning to everyday situations.

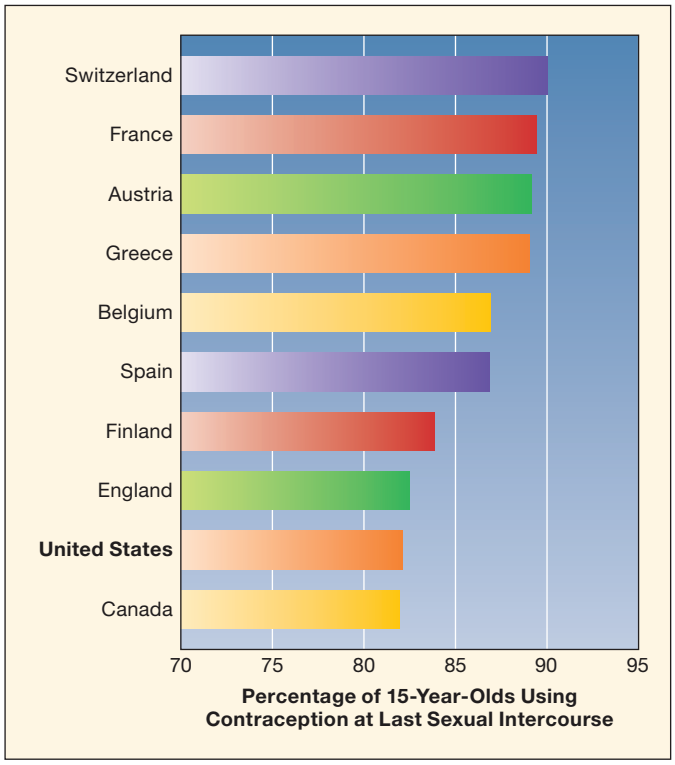

FIGURE 11.5 Contraceptive use by sexually active 15-year-olds in 10 industrialized nations. Sexually active U.S. teenagers are less likely to use contraception (condom, contraceptive pill, or both) consistently than teenagers in other industrialized nations. (Adapted from Godeau et al., 2008; U.S. Department of Health and Human Services, 2012f.)

One reason is that advances in perspective taking lead teenagers, for a time, to be extremely concerned about others' opinions of them. Recall how Cassie and Louis each worried about what the other would think if they decided not to have sex. Also, in the midst of everyday social pressures, adolescents often overlook the potential consequences of risky behaviors. And many teenagers—especially those from troubled, low-income families—do not have realistic expectations about the impact of early parenthood on their current and future lives (Stevens-Simon, Sheeder, & Harter, 2005).

As these findings suggest, the social environment also contributes to teenagers' reluctance to use contraception. Those without the rewards of meaningful education and work are especially likely to engage in irresponsible sex, sometimes within relationships characterized by exploitation. About 12 percent of U.S. girls and 5 percent of boys say they were pressured to have intercourse when they were unwilling (U.S. Department of Health and Human Services, 2012f).

In contrast, teenagers who report good relationships with parents and who talk openly with them about sex and contraception are more likely to use birth control (Henrich et al., 2006; Kirby, 2002a). But few adolescents believe their parents would be understanding and supportive. School sex education classes, as well, often leave teenagers with incomplete or incorrect knowledge. Some do not know where to get birth control counseling and devices. And those engaged in high-risk sexual behaviors are especially likely to worry that a doctor or family planning clinic might not keep their visits confidential (Lehrer et al., 2007). Most of these young people forgo essential health care but continue to have sex without contraception.

Sexual Orientation. So far, we have focused only on heterosexual behavior. About 4 percent of U.S. 15- to 44-year-olds identify as lesbian, gay, or bisexual (Mosher, Chandra, & Jones, 2005). An unknown number experience same-sex attraction but have not come out to friends or family (see the Social Issues: Health box on page 376). Adolescence is an equally crucial time for the sexual development of these young people, and societal attitudes, again, loom large in how well they fare.

Heredity makes an important contribution to homosexuality: Identical twins of both sexes are much more likely than fraternal twins to share a homosexual orientation; so are biological (as opposed to adoptive) relatives (Kendler et al., 2000; Kirk et al., 2000). Furthermore, male homosexuality tends to be more common on the maternal than on the paternal side of families, suggesting that it may be X-linked (see Chapter 2). Indeed, one gene-mapping study found that among 40 pairs of homosexual brothers, 33 (82 percent) had an identical segment of DNA on the X chromosome (Hamer et al., 1993). One or several genes in that region might predispose males to become homosexual.

How might heredity lead to homosexuality? According to some researchers, certain genes affect the level or impact of prenatal sex hormones, which modify brain structures in ways that induce homosexual feelings and behavior (Bailey et al., 1995; LeVay, 1993). Keep in mind, however, that environmental

Social Issues: Health

Lesbian, Gay, and Bisexual Youths: Coming Out to Oneself and Others

Cultures vary as much in their acceptance of homosexuality as in their approval of extramarital sex. In the United States, homosexuals are stigmatized, as shown by the degrading language often used to describe them. This makes forming a sexual identity a much greater challenge for lesbian, gay, and bisexual youths than for their heterosexual counterparts.

Wide variations in sexual identity formation exist, depending on personal, family, and community factors. Yet interviews with gay and lesbian adolescents and adults reveal that many (though not all) move through a three-phase sequence in coming out to themselves and others.

Feeling Different

Many gay men and lesbians recall feeling different from other children when they were young. Typically, this first sense of their biologically determined sexual orientation appears between ages 6 and 12, in play interests more like those of the other gender (Rahman & Wilson, 2003). Boys may find that they are less interested in sports, more drawn to quieter activities, and more emotionally sensitive than other boys; girls that they are more athletic and active than other girls.

By age 10, many of these children start to engage in *sexual questioning*—wondering why the typical heterosexual orientation does not apply to them. Often, they experience their sense of being different as deeply distressing. Compared with children who are confident of their homosexuality, sexual-questioning children report greater anxiety about peer relationships and greater dissatisfaction with their biological gender over time (Carver, Egan, & Perry, 2004).

Confusion

With the arrival of puberty, feeling different clearly encompasses feeling sexually different. In research on ethnically diverse lesbian, gay, and bisexual youths, awareness of a same-sex physical attraction occurred, on average, between ages 11 and 12 for boys and 14 and 15 for girls, perhaps because adolescent social pressures toward heterosexuality are particularly intense for girls (D'Augelli, 2006; Diamond, 1998).

Realizing that homosexuality has personal relevance generally sparks additional confusion. A few adolescents resolve their discomfort by crystallizing a gay, lesbian, or bisexual identity quickly, with a flash of insight into their sense of being different. But most experience an inner struggle and a deep sense of isolation—outcomes intensified by lack of role models and social support (D'Augelli, 2002; Safren & Pantalone, 2006).

Some throw themselves into activities they associate with heterosexuality. Boys may go out for athletic teams; girls may drop softball and basketball in favor of dance. And many homosexual youths (more females than males) try heterosexual dating, sometimes to hide their sexual orientation and at other times to develop intimacy skills that they later apply to same-sex relationships (D'Augelli, 2006; Dubé, Savin-Williams, & Diamond, 2001). Those who are extremely troubled and guilt-ridden may escape into alcohol, drugs, and suicidal thinking. Suicide attempts are unusually high among lesbian, gay, and bisexual young people (Morrow, 2006; Teasdale & Bradley-Engen, 2010).

factors can also alter prenatal hormones. Girls exposed prenatally to very high levels of androgens or estrogens—either because of a genetic defect or from drugs given to the mother to prevent miscarriage—are more likely to become lesbian or bisexual (Meyer-Bahlburg et al., 1995). Furthermore, gay men tend to be later in birth order and to have a higher-than-average number of older brothers (Blanchard & Bogaert, 2004). One possibility is that mothers with several male children sometimes produce antibodies to androgens, reducing the prenatal impact of male sex hormones on the brains of later-born boys.

Stereotypes and misconceptions about homosexuality persist. For example, most homosexual adolescents are not "gender-deviant" in dress or behavior. And attraction to members of the same sex is not limited to lesbian, gay, and bisexual teenagers. About 50 to 60 percent of adolescents who report having engaged in homosexual acts identify as heterosexual (Savin-Williams & Diamond, 2004). And in a study of lesbian, bisexual, and "unlabeled" young women over a 10-year period, most reported stable proportions of same-sex versus other-sex attractions over time, providing evidence that bisexuality is not, as often assumed, a transient state (Diamond, 2008).

The evidence to date suggests that genetic and prenatal biological influences are largely responsible for homosexuality. In our evolutionary past, homosexuality may have served the adaptive function of reducing aggressive competition for other-sex mates (Rahman & Wilson, 2003).

Sexually Transmitted Diseases

Sexually active adolescents, both homosexual and heterosexual, are at risk for sexually transmitted diseases (STDs). Adolescents have the highest rates of STDs of all age groups. Despite a recent decline in STDs in the United States, one out of five to six sexually active teenagers contracts one of these illnesses each year—a rate three or more times as high as that of Canada and Western

Self-Acceptance

By the end of adolescence, the majority of gay, lesbian, and bisexual teenagers accept their sexual identity. But they face another crossroad: whether to tell others. The powerful stigma against their sexual orientation leads some to decide that disclosure is impossible: While self-defining as gay, they otherwise "pass" as heterosexual (Savin-Williams, 2001). When homosexual youths do come out, they often face intense hostility, including verbal abuse and physical attacks, because of their sexual orientation. These experiences trigger intense emotional distress, depression, suicidal thoughts, school truancy, and drug use in victims (Almeida et al., 2009; Birkett, Espelage, & Koenig, 2009).

Nevertheless, many young people eventually acknowledge their sexual orientation publicly, usually by telling trusted friends first. Once teenagers establish a same-sex sexual or romantic relationship, many come out to parents. Although few parents respond with severe rejection, lesbian, gay, and bisexual young people report lower levels of family support than their heterosexual agemates (Needham & Austin, 2010; Savin-Williams & Ream, 2003). Yet parental understanding is the strongest predictor of favorable adjustment—including reduced *internalized homophobia,* or societal prejudice turned against the self (D'Augelli, Grossman, & Starks, 2008).

When people react positively, coming out strengthens the young person's view of homosexuality as a valid, meaningful, and fulfilling identity. Contact with other gays and lesbians is important for reaching this phase, and changes in society permit many adolescents in urban areas to attain it earlier than their counterparts did a decade or two ago. Gay and lesbian communities exist in large cities, along with specialized interest groups, social clubs, religious groups, newspapers, and periodicals. But teenagers in small towns and rural areas may have difficulty meeting other homosexuals and finding a supportive environment. These adolescents have a special need for caring adults and peers who can help them find self- and social acceptance.

© MARILYN HUMPHRIES/THE IMAGE WORKS

Lesbian, gay, bisexual, and transgender high school students and their allies participate in an annual Youth Pride Festival and March. When peers react with acceptance, coming out strengthens the young person's view of homosexuality as a valid and fulfilling identity.

Lesbian, gay, and bisexual teenagers who succeed in coming out to themselves and others integrate their sexual orientation into a broader sense of identity, a process we will address in Chapter 12. As a result, energy is freed for other aspects of psychological growth. In sum, coming out can foster many facets of adolescent development, including self-esteem, psychological well-being, and relationships with family and friends.

Europe (Centers for Disease Control and Prevention, 2011d). Teenagers at greatest risk are the same ones most likely to engage in irresponsible sexual behavior: poverty-stricken young people who feel a sense of hopelessness (Niccolai et al., 2004). Left untreated, STDs can lead to sterility and life-threatening complications.

By far the most serious STD is AIDS. In contrast to other Western nations, where the incidence of AIDS among people under age 30 is low, about 15 percent of U.S. AIDS cases occur in young people between ages 20 and 29. Because AIDS symptoms typically do not emerge until 8 to 10 years after infection with the HIV virus, nearly all these cases originated in adolescence. Drug-abusing teenagers who share needles and male adolescents who have sex with HIV-positive same-sex partners account for most cases, but heterosexual spread of the disease remains high, especially among teenagers with more than one partner in the previous 18 months. It is at least twice as easy for a male to infect a female with any STD, including HIV, as for a female to infect a male. Currently, females account for about 25 percent of new U.S. cases among adolescents and young adults (Centers for Disease Control and Prevention, 2011b).

As a result of school courses and media campaigns, most adolescents are aware of basic facts about AIDS. But they have limited understanding of other STDs, tend to underestimate their own susceptibility, and are poorly informed about how to protect themselves (Copen, Chandra, & Martinez, 2012; Ethier et al., 2003; Centers for Disease Control and Prevention, 2007).

Furthermore, high school students report engaging in oral sex as early and about as often as intercourse. But few report consistently using STD protection during oral sex, which is a significant mode of transmission of several STDs (Copen, Chandra, & Martinez, 2012). Concerted efforts are needed to educate young people about the full range of STDs and risky sexual behaviors.

Adolescent Pregnancy and Parenthood

Cassie didn't get pregnant after having sex with Louis, but some of her classmates were less fortunate. About 727,000 U.S. teenage girls (12,000 of them younger than age 15)—an estimated 20 percent of those who had sexual intercourse—became pregnant in the most recently reported year. Despite a decline of almost one-half since 1990, the U.S. adolescent pregnancy rate remains higher than that of most other industrialized countries (Ventura, Curtin, & Abma, 2012). Three factors heighten the incidence of adolescent pregnancy: (1) Effective sex education reaches too few teenagers; (2) convenient, low-cost contraceptive services for adolescents are scarce; and (3) many families live in poverty, which encourages young people to take risks without considering the future implications of their behavior.

Because about one-fourth of U.S. adolescent pregnancies end in abortion, the number of American teenage births is considerably lower than it was 50 years ago (Ventura, Curtin, & Abma, 2012). Still, it is up to nine times higher than in most other developed nations (see Figure 11.6). But teenage parenthood is a much greater problem today because adolescents are far less likely to marry before childbirth. In 1960, only 15 percent of teenage births were to unmarried females, compared with 87 percent today (Child Trends, 2011). Increased social acceptance of single motherhood, along with the belief of many teenage girls that a baby might fill a void in their lives, means that very few girls give up their infants for adoption.

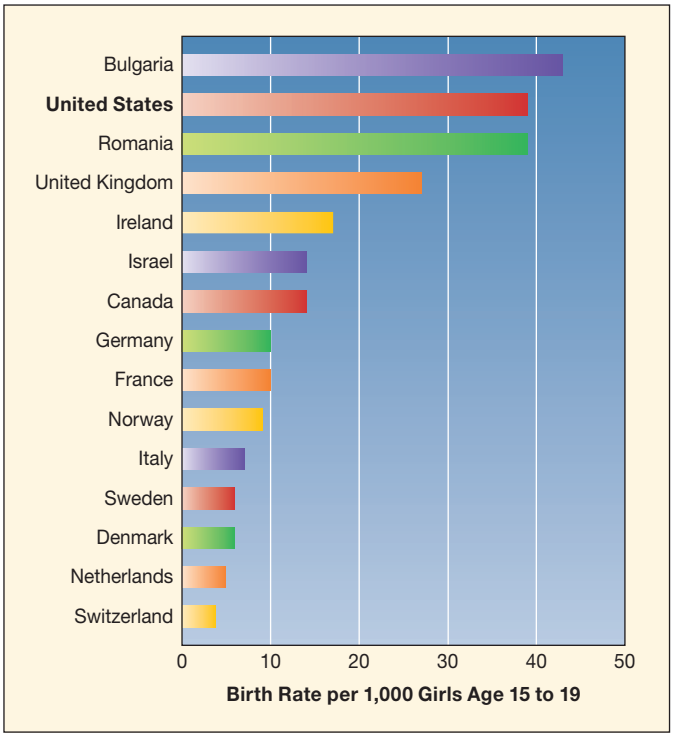

FIGURE 11.6 Birth rates among 15- to 19-year-olds in 15 industrialized nations. The U.S. adolescent birth rate greatly exceeds that of most other industrialized nations. (From Centers for Disease Control and Prevention, 2011c.)

Correlates and Consequences of Adolescent Parenthood. Becoming a parent is especially challenging for adolescents, who have not yet established a clear sense of direction for their own lives. Life conditions and personal attributes jointly contribute to adolescent childbearing and also interfere with teenagers' capacity to parent effectively.

Teenage parents are far more likely to be poor than agemates who postpone parenthood. Their backgrounds often include low parental warmth and involvement, domestic violence and child abuse, repeated parental divorce and remarriage, adult models of unmarried parenthood, and residence in neighborhoods where other adolescents also display these risks. Girls at risk for early pregnancy do poorly in school, engage in alcohol and drug use, have a childhood history of aggressive and antisocial behavior, associate with deviant peers, and experience high rates of depression (Elfenbein & Felice, 2003; Hillis et al., 2004; Luster & Haddow, 2005). A high percentage of out-of-wedlock births are to low-income ethnic minority teenagers. Many turn to early parenthood as a way to move into adulthood when educational and career avenues are unavailable.

The lives of expectant teenagers, already troubled in many ways, tend to worsen in several respects after the baby is born:

- *Educational attainment.* Parenthood before age 18 reduces the likelihood of finishing high school. Only about 70 percent of U.S. adolescent mothers graduate, compared with 95 percent of girls who wait to become parents (National Women's Law Center, 2007).
- *Marital patterns.* Teenage motherhood reduces the chances of marriage and, for those who do marry, increases the likelihood of divorce compared with peers who delay childbearing (Moore & Brooks-Gunn, 2002). Consequently, teenage mothers spend more of their parenting years as single parents. About 35 percent become pregnant again within two years. Of these, about half go on to deliver a second child (Child Trends, 2011).
- *Economic circumstances.* Because of low educational attainment, marital instability, and poverty, many teenage mothers are on welfare or work in unsatisfying, low-paid jobs. Similarly, many adolescent fathers are unemployed or earn too little to provide their children with basic necessities (Bunting & McAuley, 2004). An estimated 50 percent have committed illegal offenses resulting in imprisonment (Elfenbein & Felice, 2003). And for both mothers and fathers, reduced educational and occupational attainment often persists well into adulthood (Taylor, 2009).

Because many pregnant teenage girls have inadequate diets, smoke, use alcohol and other drugs, and do not receive early prenatal care, their babies often experience pregnancy and birth complications—especially preterm and low birth weight (Khashan, Baker, & Kenny, 2010). And compared with adult mothers, adolescent mothers know less about child development, have unrealistically high expectations of infants, perceive their babies as more difficult, interact less effectively with them, and more often engage in child abuse (Moore & Florsheim, 2001;

Pomerleau, Scuccimarri, & Malcuit, 2003; Sieger & Renk, 2007). Their children tend to score low on intelligence tests, achieve poorly in school, and engage in disruptive social behavior.

Furthermore, adolescent parenthood frequently is repeated in the next generation (Brooks-Gunn, Schley, & Hardy, 2002). In longitudinal studies that followed mothers—some who gave birth as teenagers, others who postponed parenting—and their children for several decades, mothers' age at first childbirth strongly predicted the age at which their daughters and sons became parents. The researchers found that adolescent parenthood was linked to a set of related unfavorable family conditions and personal characteristics that negatively influenced development over an extended time and, therefore, often transferred to the next generation. Among influential factors was father absence (Barber, 2001a; Campa & Eckenrode, 2006; Meade, Kershaw, & Ickovics, 2008). Consistent with findings reported earlier for sexual activity and pregnancy, far greater intergenerational continuity, especially for daughters, occurred when teenage mothers remained unmarried.

Even when children born to teenage mothers do not become early childbearers, their development is often compromised, in terms of likelihood of high school graduation, financial independence in adulthood, and long-term physical and mental health (Moore, Morrison, & Greene, 1997; Pogarsky, Thornberry, & Lizotte, 2006). Still, outcomes vary widely. If a teenage parent finishes high school, secures gainful employment, avoids additional births, and finds a stable partner, long-term disruptions in her own and her child's development will be less severe.

Prevention Strategies. Preventing teenage pregnancy means addressing the many factors underlying early sexual activity and lack of contraceptive use. Too often, sex education courses are given late (after sexual activity has begun), last only a few sessions, and are limited to a catalog of facts about anatomy and reproduction. Sex education that goes beyond this minimum does not encourage early sex, as some opponents claim (Kirby, 2002c). It does improve awareness of sexual facts—knowledge that is necessary for responsible sexual behavior.

Knowledge, however, is not enough: Sex education must also help teenagers build a bridge between what they know and what they do. Effective sex education programs include several key elements:

- They teach techniques for handling sexual situations—including refusal skills for avoiding risky sexual behaviors and communication skills for improving contraceptive use—through role-playing and other activities.
- They deliver clear, accurate messages that are appropriate in view of participating adolescents' culture and sexual experiences.
- They last long enough to have an impact.
- They provide specific information about contraceptives and ready access to them.

Many studies show that sex education with these components can delay the initiation of sexual activity, reduce the frequency of sex and the number of sexual partners, increase contraceptive use, change attitudes (for example, strengthen future orientation), and reduce pregnancy rates (Kirby, 2002b; Kirby & Laris, 2009; Thomas & Dimitrov, 2007).

LOOK AND LISTEN

Contact a nearby public school district for information about its sex education curriculum. Considering research findings, do you think it is likely to be effective in delaying initiation of sexual activity and reducing adolescent pregnancy rates? ●

Proposals to increase access to contraceptives are the most controversial aspect of U.S. adolescent pregnancy prevention efforts. Many adults argue that placing birth control pills or condoms in the hands of teenagers is equivalent to approving of early sex. Yet sex education programs encouraging abstinence without encouraging contraceptive use have little or no impact on delaying teenage sexual activity or preventing pregnancy (Rosenbaum, 2009; Underhill, Montgomery, & Operario, 2007). In Canada and Western Europe, where community- and school-based clinics offer adolescents contraceptives and where universal health insurance helps pay for them, teenage sexual activity is no higher than in the United States—but pregnancy, childbirth, and abortion rates are much lower (Schalet, 2007).

Efforts to prevent adolescent pregnancy and parenthood must go beyond improving sex education and access to contraception to build academic and social competence (Allen, Seitz, & Apfel, 2007). In one study, researchers randomly assigned at-risk high school students either to a year-long community service class, called Teen Outreach, or to regular classroom experiences in health or social studies. In Teen Outreach, adolescents spent at least 20 hours per week in volunteer work tailored to their interests. They returned to school for discussions that focused on enhancing their community service skills and their ability to cope with everyday challenges. At the end of the school year, rates of pregnancy, school failure, and school suspension were substantially lower among participants in Teen Outreach, which fostered social skills, connection to the community, and self-respect (Allen et al., 1997).

Finally, teenagers who look forward to a promising future are far less likely to engage in early and irresponsible sex. By expanding educational, vocational, and employment opportunities, society can give young people good reasons to postpone childbearing.

Intervening with Adolescent Parents. The most difficult and costly way to deal with adolescent parenthood is to wait until it happens. Young parents need health care, encouragement to stay in school, job training, instruction in parenting and life-management skills, and high-quality, affordable child care. Schools that provide these services reduce the incidence of low-birth-weight babies, increase educational success, and prevent additional childbearing (Key et al., 2008; Seitz & Apfel, 2005).

© NANCY SHEEHAN/PHOTOEDIT

Early parenthood imposes lasting hardships on adolescent parents and their newborn babies. But the involvement of a caring father and a stable partnership between the parents can improve outcomes for young families.

Adolescent mothers also benefit from relationships with family members and other adults who are sensitive to their developmental needs. In one study, African-American teenage mothers who had a long-term "mentor" relationship—an aunt, neighbor, or teacher who provided emotional support and guidance—were far more likely than those without a mentor to stay in school and graduate (Klaw, Rhodes, & Fitzgerald, 2003). Home visiting programs are also effective. Return to page 94 in Chapter 3 to review the Nurse–Family Partnership, which helps launch teenage mothers and their babies on a favorable life course.

Programs focusing on fathers attempt to increase their financial and emotional commitment to the baby. Although nearly half of young fathers visit their children during the first few years, contact usually diminishes. By the time the child starts school, fewer than one-fourth have regular paternal contact. As with teenage mothers, support from family members helps fathers stay involved (Bunting & McAuley, 2004). Teenage mothers who receive financial and child-care assistance and emotional support from their child's father are less distressed and more likely to sustain a relationship with him (Cutrona et al., 1998; Gee & Rhodes, 2003). And infants with lasting ties to their teenage fathers show better long-term adjustment (Florsheim & Smith, 2005; Furstenberg & Harris, 1993).

Substance Use and Abuse

At age 14, Louis waited until he was alone at home, took some cigarettes from his uncle's pack, and smoked. At an unchaperoned party, he and Cassie drank several cans of beer and lit up marijuana joints. Louis got little physical charge out of these experiences. A good student, who was well-liked by peers and got along well with his parents, he did not need drugs as an escape valve. But he knew of other teenagers who started with alcohol and cigarettes, moved on to harder substances, and eventually were hooked.

Teenage alcohol and drug use is pervasive in industrialized nations. According to the most recent nationally representative survey of U.S. high school students, by tenth grade, 33 percent of U.S. young people have tried cigarette smoking, 58 percent drinking, and 37 percent at least one illegal drug (usually marijuana). At the end of high school, 11 percent smoke cigarettes regularly, and 27 percent have engaged in heavy drinking during the past month. About 25 percent have tried at least one highly addictive and toxic substance, such as amphetamines, cocaine, phencyclidine (PCP), Ecstasy (MDMA), inhalants, heroin, sedatives (including barbiturates), or OxyContin (a narcotic painkiller) (Johnston et al., 2011).

These figures represent a substantial decline since the mid-1990s, probably resulting from greater parent, school, and media focus on the hazards of drug use. But use of marijuana, inhalants, sedatives, and OxyContin has risen slightly in recent years (Johnston et al., 2011). Other drugs, such as LSD, PCP, and Ecstasy, have made a comeback as adolescents' knowledge of their risks faded.

In part, drug taking reflects the sensation seeking of the teenage years. But adolescents also live in drug-dependent cultural contexts. They see adults relying on caffeine to stay alert, alcohol and cigarettes to cope with daily hassles, and other remedies to relieve stress, depression, and physical discomfort. And compared to a decade or two ago, today doctors more often prescribe—and parents frequently seek—medication to treat children's problems (Olfman & Robbins, 2012). In adolescence, these young people may readily "self-medicate" when stressed.

Most teenagers who dabble in alcohol, tobacco, and marijuana are not headed for a life of addiction. These *minimal experimenters* are usually psychologically healthy, sociable, curious young people (Shedler & Block, 1990). As Figure 11.7 shows, tobacco and alcohol use is somewhat greater among European than U.S. adolescents, perhaps because European adults more often smoke and drink. But illegal drug use is far more prevalent among U.S. teenagers. A greater percentage of American young people live in poverty, which is linked to family and peer contexts that promote illegal drug use. At the same time, use of diverse drugs is lower among African Americans than among Hispanic and Caucasian Americans; Native-American youths rank highest in drug taking (Johnston et al., 2011). Researchers have yet to explain these variations.

Adolescent experimentation with any drug should not be taken lightly. Because most drugs impair perception and thought processes, a single heavy dose can lead to permanent injury or death. And a worrisome minority of teenagers move from substance *use* to *abuse*—taking drugs regularly, requiring increasing amounts to achieve the same effect, moving on to harder substances, and using enough to interfere with their ability to meet daily responsibilities.

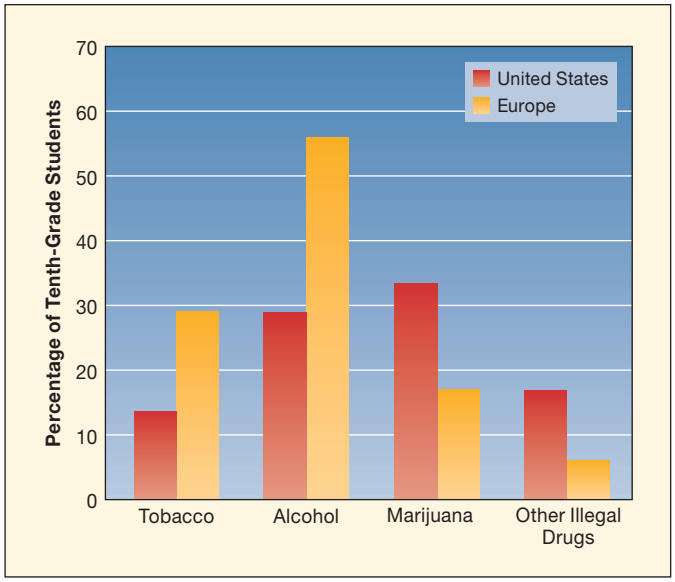

FIGURE 11.7 Tenth-grade students in the United States and Europe who have used various substances. Rates for tobacco and alcohol are based on any use in the past 30 days. Rates for marijuana and other illegal drugs are based on any lifetime use. Tobacco use and alcohol use are greater for European adolescents, whereas illegal drug use is greater for U.S. adolescents. (Adapted from ESPAD, 2012; Johnson et al., 2011.)

Correlates and Consequences of Adolescent Substance Abuse. Unlike experimenters, drug abusers are seriously troubled young people. Their impulsive, disruptive, hostile style is often evident in early childhood, and they are inclined to express their unhappiness through antisocial acts. Compared with other young people, their drug taking starts earlier and may have genetic roots (Dick, Prescott, & McGue, 2008; Tarter, Vanyukov, & Kirisci, 2008). But environmental factors also contribute. These include low SES, family mental health problems, parental and older sibling drug abuse, lack of parental warmth and involvement, physical and sexual abuse, and poor school performance. Especially among teenagers with family difficulties, encouragement from friends who use and provide drugs increases substance abuse (Ohannessian & Hesselbrock, 2008; U.S. Department of Health and Human Services, 2010c).

Introducing drugs while the adolescent brain is still a work-in-progress can have profound, lasting consequences, impairing neurons and their connective networks. At the same time, teenagers who use substances to deal with daily stresses fail to learn responsible decision-making skills and alternative coping techniques. They show serious adjustment problems, including chronic anxiety, depression, and antisocial behavior, that are both cause and consequence of heavy drug taking (Kassel et al., 2005; U.S. Department of Health and Human Services, 2010c). And they often enter into marriage, childbearing, and the work world prematurely and fail at them—painful outcomes that further promote addictive behavior.

Prevention and Treatment. School and community programs that reduce drug experimentation typically combine several components:

- They promote effective parenting, including monitoring of teenagers' activities.
- They teach skills for resisting peer pressure.
- They reduce the social acceptability of drug taking by emphasizing health and safety risks (Cuijpers, 2002; Stephens et al., 2009).

But given that adolescent drug taking is widespread, interventions that prevent teenagers from harming themselves and others when they do experiment are essential. Many communities offer weekend on-call transportation services that any young person can contact for a safe ride home, with no questions asked.

Because drug abuse has different roots than occasional use, different prevention strategies are required. One approach is to work with parents early, reducing family adversity and improving parenting skills, before children are old enough for drug involvement (Velleman, Templeton, & Copello, 2005). Programs that teach at-risk teenagers effective strategies for handling life stressors and that build competence through community service reduce alcohol and drug abuse, just as they reduce teenage pregnancy.

When an adolescent becomes a drug abuser, family and individual therapy are generally needed to treat maladaptive parent–child relationships, impulsivity, low self-esteem, anxiety, and depression. Academic and vocational training to improve life success also helps. But even comprehensive programs have alarmingly high relapse rates—from 35 to 85 percent (Brown & Ramo, 2005; Sussman, Skara, & Ames, 2008). One recommendation is to start treatment gradually, through support-group sessions that focus on reducing drug taking (Myers et al., 2001). Modest improvements may increase young people's motivation to make longer-lasting changes through intensive treatment.

© JEFF GREENBERG/ALAMY

Teenagers enjoy a community party sponsored by Drug Free Youth in Town (DFYIT), a substance abuse prevention program. DFYIT trains high school students as peer educators, who teach middle school students life skills and strategies for resisting peer pressure.

ASK YOURSELF

REVIEW Compare risk factors for anorexia nervosa and bulimia nervosa. How do treatments and outcomes differ for the two disorders?

CONNECT What unfavorable life experiences do teenagers who engage in early and frequent sexual activity have in common with those who abuse drugs?

APPLY After 17-year-old Veronica gave birth to Ben, her parents told her they didn't have room for the baby. Veronica dropped out of school and moved in with her boyfriend, who soon left. Why are Veronica and Ben likely to experience long-term hardships?

REFLECT Describe your experiences with peer pressure to experiment with alcohol and drugs. What factors influenced your response?

COGNITIVE DEVELOPMENT

One mid-December evening, a knock at the front door announced the arrival of Franca and Antonio's oldest son, Jules, home for vacation after the fall semester of his sophomore year at college. The family gathered around the kitchen table. "How did it all go, Jules?" asked Antonio as he served slices of apple pie.

"Well, physics and philosophy were awesome," Jules responded with enthusiasm. "The last few weeks, our physics prof introduced us to Einstein's theory of relativity. Boggles my mind, it's so incredibly counterintuitive."

"Counter-what?" asked 11-year-old Sabrina.

"Counterintuitive. Unlike what you'd normally expect," explained Jules. "Imagine you're on a train, going unbelievably fast, like 160,000 miles a second. The faster you go, approaching the speed of light, the slower time passes and the denser and heavier things get relative to on the ground. The theory revolutionized the way we think about time, space, matter—the entire universe."

Sabrina wrinkled her forehead, baffled by Jules's otherworldly reasoning. "Time slows down when I'm bored, like right now, not on a train when I'm going somewhere exciting. No speeding train ever made me heavier, but this apple pie will if I eat any more of it," Sabrina announced, leaving the table.

Sixteen-year-old Louis reacted differently. "Totally cool, Jules. So what'd you do in philosophy?"

"It was a course in philosophy of technology. We studied the ethics of futuristic methods in human reproduction. For example, we argued the pros and cons of a world in which all embryos develop in artificial wombs."

"What do you mean?" asked Louis. "You order your kid at the lab?"

"That's right. I wrote my term paper on it. I had to evaluate it in terms of principles of justice and freedom. I can see some advantages but also lots of dangers. . . ."

As this conversation illustrates, adolescence brings with it vastly expanded powers of reasoning. At age 11, Sabrina finds it difficult to move beyond her firsthand experiences to a world of possibilities. Over the next few years, her thinking will acquire the complex qualities that characterize the cognition of her older brothers. Jules and Louis consider multiple variables simultaneously and think about situations that are not easily detected in the real world or that do not exist at all. As a result, they can grasp advanced scientific and mathematical principles and grapple with social and political issues. Compared with school-age children's thinking, adolescent thought is more enlightened, imaginative, and rational.

Systematic research on adolescent cognitive development began with testing of Piaget's ideas (Kuhn, 2009). Recently, information-processing research has greatly enhanced our understanding.

Piaget's Theory: The Formal Operational Stage

According to Piaget, around age 11 young people enter the **formal operational stage**, in which they develop the capacity for abstract, systematic, scientific thinking. Whereas concrete operational children can "operate on reality," formal operational adolescents can "operate on operations." They no longer require concrete things or events as objects of thought. Instead, they can come up with new, more general logical rules through internal reflection (Inhelder & Piaget, 1955/1958). Let's look at two major features of the formal operational stage.

Hypothetico-Deductive Reasoning

Piaget believed that at adolescence, young people first become capable of **hypothetico-deductive reasoning**. When faced with a problem, they start with a *hypothesis,* or prediction about variables that might affect an outcome, from which they *deduce* logical, testable inferences. Then they systematically isolate and combine variables to see which of these inferences are confirmed in the real world. Notice how this form of problem solving begins with possibility and proceeds to reality. In contrast, concrete operational children start with reality—with the most obvious predictions about a situation. If these are not confirmed, they usually cannot think of alternatives and fail to solve the problem.

Adolescents' performance on Piaget's famous *pendulum problem* illustrates this approach. Suppose we present several school-age children and adolescents with strings of different lengths, objects of different weights to attach to the strings, and a bar from which to hang the strings (see Figure 11.8). Then we ask each of them to figure out what influences the speed with which a pendulum swings through its arc.

Formal operational adolescents hypothesize that four variables might be influential: (1) the length of the string, (2) the weight of the object hung on it, (3) how high the object is raised before it is released, and (4) how forcefully the object is pushed.

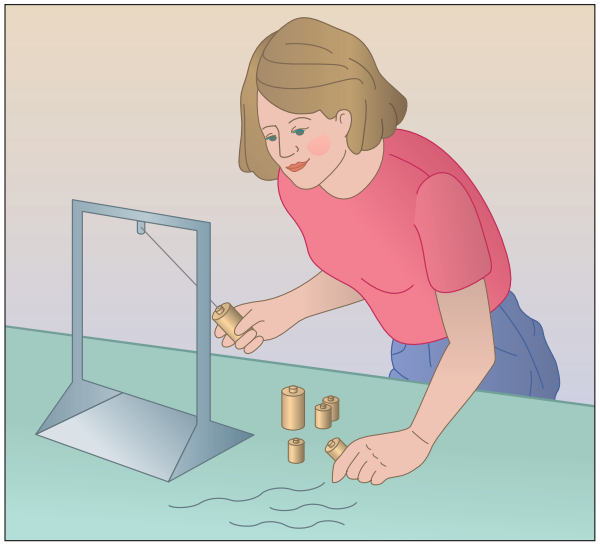

FIGURE 11.8 Piaget's pendulum problem. Adolescents who engage in hypothetico-deductive reasoning think of variables that might possibly affect the speed with which a pendulum swings through its arc. Then they isolate and test each variable, as well as testing the variables in combination. Eventually they deduce that the weight of the object, the height from which it is released, and how forcefully it is pushed have no effect on the speed with which the pendulum swings through its arc. Only string length makes a difference.

By varying one factor at a time while holding the other three constant, they test each variable separately and, if necessary, also in combination. Eventually they discover that only string length makes a difference.

In contrast, concrete operational children cannot separate the effects of each variable. They may test for the effect of string length without holding weight constant—comparing, for example, a short, light pendulum with a long, heavy one. Also, they typically fail to notice variables that are not immediately suggested by the concrete materials of the task—for example, how high the object is raised or how forcefully it is released.

Propositional Thought

A second important characteristic of Piaget's formal operational stage is **propositional thought**—adolescents' ability to evaluate the logic of propositions (verbal statements) without referring to real-world circumstances. In contrast, children can evaluate the logic of statements only by considering them against concrete evidence in the real world.

In a study of propositional reasoning, a researcher showed children and adolescents a pile of poker chips and asked whether statements about the chips were true, false, or uncertain (Osherson & Markman, 1975). In one condition, the researcher hid a chip in her hand and presented the following propositions:

"*Either* the chip in my hand is green or it is not green."
"The chip in my hand is green *and* it is not green."

In another condition, the experimenter made the same statements while holding either a red or a green chip in full view.

School-age children focused on the concrete properties of the poker chips. When the chip was hidden, they replied that they were uncertain about both statements. When it was visible, they judged both statements to be true if the chip was green and false if it was red. In contrast, adolescents analyzed the logic of the statements. They understood that the "either-or" statement is always true and the "and" statement is always false, regardless of the poker chip's color.

Although Piaget did not view language as playing a central role in children's cognitive development (see Chapter 7), he acknowledged its importance in adolescence. Formal operations require language-based and other symbolic systems that do not stand for real things, such as those in higher mathematics. Secondary school students use such systems in algebra and geometry. Formal operational thought also involves verbal reasoning about abstract concepts. Jules was thinking in this way when he pondered relationships among time, space, and matter in physics and wondered about justice and freedom in philosophy.

Follow-Up Research on Formal Operational Thought

Research on formal operational thought poses questions similar to those we discussed with respect to Piaget's earlier stages: Does formal operational thinking appear earlier than Piaget expected? Do all individuals reach formal operations during their teenage years?

Are Children Capable of Hypothetico-Deductive and Propositional Thinking? School-age children show the glimmerings of hypothetico-deductive reasoning, although they are less competent at it than adolescents. In simplified situations involving no more than two possible causal variables, 6-year-olds understand that hypotheses must be confirmed by appropriate evidence (Ruffman et al., 1993). But school-age children cannot sort out evidence that bears on three or more variables at once. And as we will see when we take up information-processing research, children have difficulty explaining why a pattern of observations supports a hypothesis, even when they recognize the connection between the two.

With respect to propositional thought, when a simple set of premises defies real-world knowledge ("All cats bark. Rex is a cat. Does Rex bark?"), 4- to 6-year-olds can reason logically in make-believe play. To justify their answer, they are likely to say, "We can pretend cats bark!" (Dias & Harris, 1988, 1990). But in an entirely verbal mode, children have great difficulty reasoning from premises that contradict reality or their own beliefs.

Consider this set of statements: "If dogs are bigger than elephants and elephants are bigger than mice, then dogs are bigger than mice." Children younger than 10 judge this reasoning to be false because some of the relations specified do not occur in real life (Moshman & Franks, 1986; Pillow, 2002). They have more difficulty than adolescents inhibiting activation of well-learned knowledge ("Elephants are larger than dogs") that impedes effective reasoning (Klaczynski, Schuneman, & Daniel,

© CINDY CHARLES/PHOTOEDIT

As these students discuss problems in a social studies class, they reason logically from premises that do not refer to real-world circumstances. They are far better at propositional thought than they were as children.

2004; Simoneau & Markovits, 2003). Partly for this reason, they fail to grasp the *logical necessity* of propositional reasoning—that the accuracy of conclusions drawn from premises rests on the rules of logic, not on real-world confirmation.

As with hypothetico-deductive reasoning, in early adolescence, young people become better at analyzing the *logic* of propositions irrespective of their *content.* And as they get older, they handle problems requiring increasingly complex mental operations. In justifying their reasoning, they more often explain the logical rules on which it is based (Müller, Overton, & Reese, 2001; Venet & Markovits, 2001). But these capacities do not appear suddenly at puberty. Rather, gains occur gradually from childhood on—findings that call into question the emergence of a new stage of cognitive development at adolescence (Kuhn, 2009; Moshman, 2005).

Do All Individuals Reach the Formal Operational Stage?

TAKE A MOMENT... Try giving one or two of the formal operational tasks just described to your friends. How well do they do? Even well-educated adults often have difficulty (Kuhn, 2009; Markovits & Vachon, 1990).

Why are so many adults not fully formal operational? One reason is that people are most likely to think abstractly and systematically on tasks in which they have had extensive guidance and practice in using such reasoning. This conclusion is supported by evidence that taking college courses leads to improvements in formal reasoning related to course content. Math and science prompt gains in propositional thought, social science in methodological and statistical reasoning (Lehman & Nisbett, 1990). Like concrete reasoning in children, formal operations do not emerge in all contexts at once but are specific to situation and task (Keating, 2004).

Individuals in tribal and village societies rarely do well on tasks typically used to assess formal operational reasoning (Cole, 1990). Piaget acknowledged that without the opportunity to solve hypothetical problems, people in some societies might not display formal operations. Still, researchers ask, Does formal operational thought largely result from children's and adolescents' independent efforts to make sense of their world, as Piaget claimed? Or is it a culturally transmitted way of thinking that is specific to literate societies and taught in school? In an Israeli study, after controlling for participants' age, researchers found that years of schooling fully accounted for early adolescent gains in propositional thought (Artman, Cahan, & Avni-Babad, 2006). School tasks, the investigators speculated, provide crucial experiences in setting aside the "if . . . then" logic of everyday conversations that is often used to convey intentions, promises, and threats ("If you don't do your chores, then you won't get your allowance") but that conflicts with the logic of academic reasoning. In school, then, adolescents encounter rich opportunities to realize their neurological potential to think more effectively.

An Information-Processing View of Adolescent Cognitive Development

Information-processing theorists refer to a variety of specific mechanisms, including diverse aspects of executive function, as underlying cognitive gains in adolescence. Each was discussed in previous chapters (Kuhn, 2009; Kuhn & Franklin, 2006; Luna et al., 2004). Now let's draw them together:

- *Attention* becomes more selective (focused on relevant information) and better-adapted to the changing demands of tasks.
- *Inhibition*—both of irrelevant stimuli and of well-learned responses in situations where they are inappropriate—improves, supporting gains in attention and reasoning.
- *Strategies* become more effective, improving storage, representation, and retrieval of information.
- *Knowledge* increases, easing strategy use.
- *Metacognition* (awareness of thought) expands, leading to new insights into effective strategies for acquiring information and solving problems.
- *Cognitive self-regulation* improves, yielding better moment-by-moment monitoring, evaluation, and redirection of thinking.
- *Speed of thinking* and *processing capacity* increase. As a result, more information can be held at once in working memory and combined into increasingly complex, efficient representations, "opening possibilities for growth" in the capacities just listed and also improving as a result of gains in those capacities (Demetriou et al., 2002, p. 97).

As we look at influential findings from an information-processing perspective, we will see some of these mechanisms of change in action. And we will discover that researchers regard one of them—*metacognition*—as central to adolescent cognitive development.

Scientific Reasoning: Coordinating Theory with Evidence

During a free moment in physical education class, Sabrina wondered why more of her tennis serves and returns passed the net and dropped into her opponent's court when she used a particular brand of balls. "Is it something about their color or size?" she asked herself. "Hmm . . . or maybe it's their surface texture—that might affect their bounce."

The heart of scientific reasoning is coordinating theories with evidence. Deanna Kuhn (2002) has conducted extensive research into the development of scientific reasoning, using problems that, like Piaget's tasks, involve several variables that might affect an outcome. In one series of studies, third, sixth, and ninth graders and adults were first given evidence—sometimes consistent and sometimes conflicting with theories—and then questioned about the accuracy of each theory.

For example, participants were given a problem much like Sabrina's: to theorize about which of several features of sports balls—size (large or small), color (light or dark), texture (rough or smooth), or presence or absence of ridges on the surface—influences the quality of a player's serve. Next, they were told about the theory of Mr. (or Ms.) S, who believes that the ball's size is important, and the theory of Mr. (or Ms.) C, who thinks color matters. Finally, the interviewer presented evidence by placing balls with certain characteristics in two baskets, labeled "good serve" and "bad serve" (see Figure 11.9).

The youngest participants often discounted obviously causal variables, ignored evidence conflicting with their own initial judgments, and distorted evidence in ways consistent with their preferred theory. These findings, and others like them, suggest that on complex, multivariable tasks, children—instead of viewing evidence as separate from and bearing on a theory—often blend the two into a single representation of "the way things are." Children are especially likely to overlook evidence that does not match their prior beliefs when a causal variable is implausible (like color affecting the performance of a sports ball) and when task demands (number of variables to be evaluated) are high (Yang & Tsai, 2010; Zimmerman, 2007). The ability to distinguish theory from evidence and use logical rules to examine their relationship improves steadily from childhood into adolescence, continuing into adulthood (Kuhn & Dean, 2004; Kuhn & Pearsall, 2000).



FIGURE 11.9 Which features of these sports balls—size, color, surface texture, or presence or absence of ridges—influence the quality of a player's serve? This set of evidence suggests that color might be important, since light-colored balls are largely in the good-serve basket and dark-colored balls in the bad-serve basket. But the same is true for texture! The good-serve basket has mostly smooth balls; the bad-serve basket, rough balls. Since all light-colored balls are smooth and all dark-colored balls are rough, we cannot tell whether color or texture makes a difference. But we can conclude that size and presence or absence of ridges are not important, since these features are equally represented in the good-serve and bad-serve baskets. (Adapted from Kuhn, Amsel, & O'Loughlin, 1988.)

How Scientific Reasoning Develops

What factors support skill at coordinating theory with evidence? Greater working-memory capacity, permitting a theory and the effects of several variables to be compared at once, is vital. Adolescents also benefit from exposure to increasingly complex problems and to teaching that highlights critical features of scientific reasoning—for example, why a scientist's expectations in a particular situation are inconsistent with everyday beliefs and experiences (Chinn & Malhotra, 2002). This explains why scientific reasoning is strongly influenced by years of schooling, whether individuals grapple with traditional scientific tasks (like the sports-ball problem) or engage in informal reasoning—for example, justifying a theory about what causes children to fail in school (Amsel & Brock, 1996).

Researchers believe that sophisticated *metacognitive understanding* is vital for scientific reasoning (Kuhn, 2009; Kuhn & Pease, 2006). When adolescents regularly pit theory against evidence over many weeks, they experiment with various strategies, reflect on and revise them, and become aware of the nature of logic. Then they apply their appreciation of logic to an increasingly wide variety of situations. The ability to *think about* theories, *deliberately isolate* variables, *consider all influential* variables, and *actively seek* disconfirming evidence is rarely present before adolescence (Kuhn, 2000; Kuhn et al., 2008; Moshman, 1998).

But adolescents and adults vary widely in scientific reasoning skills. Many continue to show a self-serving bias, applying logic more effectively to ideas they doubt than to ideas they favor (Klaczynski & Narasimham, 1998). Reasoning scientifically requires the metacognitive capacity to evaluate one's objectivity—to be fair-minded rather than self-serving (Moshman, 2005). As we will see in Chapter 12, this flexible, open-minded approach is not just a cognitive attainment but a personality trait—one that assists teenagers greatly in forming an identity and developing morally.

Adolescents develop scientific reasoning skills in a similar step-by-step fashion on different types of tasks. In a series of studies, 10- to 20-year-olds were given sets of problems graded in difficulty. One set consisted of quantitative-relational tasks like the pendulum problem in Figure 11.8. Another contained

Applying What We Know

Handling Consequences of Teenagers' New Cognitive Capacities

Thought expressed as . . .	Suggestion
Sensitivity to public criticism	Refrain from finding fault with the adolescent in front of others. If the matter is important, wait until you can speak to the teenager alone.
Exaggerated sense of personal uniqueness	Acknowledge the adolescent's unique characteristics. At opportune times, encourage a more balanced perspective by pointing out that you had similar feelings as a teenager.
Idealism and criticism	Respond patiently to the adolescent's grand expectations and critical remarks. Point out positive features of targets, helping the teenager see that all societies and people are blends of virtues and imperfections.
Difficulty making everyday decisions	Refrain from deciding for the adolescent. Model effective decision making and offer diplomatic suggestions about the pros and cons of alternatives, the likelihood of various outcomes, and learning from poor choices.

propositional tasks like the poker chip problem on page 384. Still another consisted of causal-experimental tasks like the sports-ball problem in Figure 11.9 (Demetriou et al., 1993, 1996, 2002). In each type of task, adolescents mastered component skills in sequential order by expanding their metacognitive awareness. For example, on causal-experimental tasks, they first became aware of the many variables—separately and in combination—that could influence an outcome. This enabled them to formulate and test hypotheses. Over time, adolescents combined separate skills into a smoothly functioning system, constructing a general model that they could apply to many instances of a given type of problem.

LOOK AND LISTEN

Describe one or more memorable experiences from your high school classes that helped you advance in scientific reasoning—pit theory against evidence and become receptive to disconfirming evidence even for theories you favored. ●

Piaget underscored the role of metacognition in formal operational thought when he spoke of "operating on operations" (see page 382). But information-processing findings confirm that scientific reasoning does not result from an abrupt, stagewise change. Instead, it develops gradually out of many specific experiences that require children and adolescents to match theories against evidence and reflect on and evaluate their thinking.

Consequences of Adolescent Cognitive Changes

The development of increasingly complex, effective thinking leads to dramatic revisions in the way adolescents see themselves, others, and the world in general. But just as adolescents are occasionally awkward in using their transformed bodies, so they initially falter in their abstract thinking. Teenagers' self-concern, idealism, criticism, and faulty decision making, though perplexing to adults, are usually beneficial in the long run. Applying What We Know above suggests ways to handle the everyday consequences of teenagers' newfound cognitive capacities.

Self-Consciousness and Self-Focusing

Adolescents' ability to reflect on their own thoughts, combined with physical and psychological changes, leads them to think more about themselves. Piaget believed that a new form of egocentrism arises, in which adolescents again have difficulty distinguishing their own and others' perspectives (Inhelder & Piaget, 1955/1958). Piaget's followers suggest that two distorted images of the relation between self and other appear.

The first is called the **imaginary audience**, adolescents' belief that they are the focus of everyone else's attention and concern (Elkind & Bowen, 1979). As a result, they become extremely self-conscious. The imaginary audience helps explain why adolescents spend long hours inspecting every detail of their appearance and why they are so sensitive to public criticism. To teenagers, who believe that everyone is monitoring their performance, a critical remark from a parent or teacher can be mortifying.

A second cognitive distortion is the **personal fable**. Certain that others are observing and thinking about them, teenagers develop an inflated opinion of their own importance—a feeling that they are special and unique. Many adolescents view themselves as reaching great heights of omnipotence and also sinking to unusual depths of despair—experiences that others cannot possibly understand (Elkind, 1994). One teenager wrote in her diary, "My parents' lives are so ordinary, so stuck in a rut. Mine will be different. I'll realize my hopes and ambitions." Another, upset when a boyfriend failed to return her affections, rebuffed her mother's comforting words: "Mom, you don't know what it's like to be in love!"

ANTONIO MO/PHOTODISC/GETTY IMAGES

This teenager's swagger reflects self-confidence and delight that all eyes are on him. When the personal fable engenders a view of oneself as highly capable and influential, it may help young people cope with the challenges of adolescence.

Although imaginary-audience and personal-fable ideation is common in adolescence, these distorted visions of the self do not result from egocentrism, as Piaget suggested. Rather, they are partly an outgrowth of advances in perspective taking, which cause young teenagers to be more concerned with what others think (Vartanian & Powlishta, 1996).

In fact, certain aspects of the imaginary audience may serve positive, protective functions. When asked why they worry about the opinions of others, adolescents responded that others' evaluations have important *real* consequences—for self-esteem, peer acceptance, and social support (Bell & Bromnick, 2003). The idea that others care about their appearance and behavior also has emotional value, helping teenagers hold onto important relationships as they struggle to establish an independent sense of self (Vartanian, 1997).

With respect to the personal fable, in a study of sixth through tenth graders, sense of omnipotence predicted self-esteem and overall positive adjustment. Viewing the self as highly capable and influential helps young people cope with challenges of adolescence. In contrast, sense of personal uniqueness was modestly associated with depression and suicidal thinking (Aalsma, Lapsley, & Flannery, 2006). Focusing on the distinctiveness of one's own experiences may interfere with forming close, rewarding relationships, which provide social support in stressful times. And when combined with a sensation-seeking personality, the personal fable seems to contribute to adolescent risk taking by reducing teenagers' sense of vulnerability (Alberts, Elkind, & Ginsberg, 2007). Young people with high personal-fable and sensation-seeking scores tend to take more sexual risks, more often use drugs, and commit more delinquent acts than their agemates (Greene et al., 2000).

Idealism and Criticism

Adolescents' capacity to think about possibilities opens up the world of the ideal. Teenagers can imagine alternative family, religious, political, and moral systems, and they want to explore them. They often construct grand visions of a world with no injustice, discrimination, or tasteless behavior. The disparity between teenagers' idealism and adults' greater realism creates tension between parent and child. Envisioning a perfect family against which their parents and siblings fall short, adolescents become fault-finding critics.

Overall, however, teenage idealism and criticism are advantageous. Once adolescents come to see other people as having both strengths and weaknesses, they have a much greater capacity to work constructively for social change and to form positive, lasting relationships (Elkind, 1994).

Decision Making

Recall that changes in the brain's emotional/social network outpace development of the prefrontal cortex's cognitive-control network. Consequently, teenagers often perform less well than adults in decision making, where they must inhibit emotion and impulses in favor of thinking rationally.

Good decision making involves: (1) identifying the pros and cons of each alternative, (2) assessing the likelihood of various outcomes, (3) evaluating their choice in terms of whether their goals were met and, if not, (4) learning from the mistake and making a better future decision. When researchers modified a card game to trigger strong emotion by introducing immediate feedback about gains and losses after each choice, teenagers behaved more irrationally, taking far greater risks than adults in their twenties (Figner et al., 2009). They were more influenced by the possibility of immediate reward (see page 367).

Nevertheless, teenagers are less effective than adults at decision making even under "cool," unemotional conditions (Huizenga, Crone, & Jansen, 2007). They less often carefully

© JEFF GREENBERG/PHOTOEDIT

These high school students attending a college fair will face many choices over the next few years. But in making decisions, teenagers are less likely than adults, to carefully weigh the pros and cons of each alternative.

evaluate alternatives, instead falling back on well-learned intuitive judgments (Jacobs & Klaczynski, 2002). Consider a hypothetical problem requiring a choice, on the basis of two arguments, between taking a traditional lecture class and taking a computer-based class. One argument contains large-sample information: course evaluations from 150 students, 85 percent of whom liked the computer class. The other argument contains small-sample personal reports: complaints of two honor-roll students who both hated the computer class and enjoyed the traditional class. Most adolescents, even those who knew that selecting the large-sample argument was "more intelligent," based their choice on the small-sample argument, which resembled the informal opinions they depend on in everyday life (Klaczynski, 2001).

Earlier we noted that processing skills governed by the prefrontal cortex's cognitive-control system, such as decision making, develop gradually. But like other aspects of brain development, the cognitive-control system is affected by experience (Kuhn, 2009). As "first-timers" in many situations, adolescents do not have sufficient knowledge to consider pros and cons and predict likely outcomes. And after engaging in risky behavior without negative consequences, teenagers rate its benefits higher and its risks lower than peers who have not tried it—judgments that increase the chances of continued risk-taking (Halpern-Felsher et al., 2004).

Over time, young people learn from their successes and failures, gather information from others about factors that affect decision making, and reflect on the decision-making process (Byrnes, 2003; Reyna & Farley, 2006). But because taking risks without experiencing harm can heighten adolescents' sense of invulnerability, they need supervision and protection from high-risk experiences until their decision making improves.

ASK YOURSELF

REVIEW Describe research findings that challenge Piaget's notion of a new stage of cognitive development at adolescence.

CONNECT How does evidence on adolescent decision making help us understand teenagers' risk taking in sexual activity and drug use?

APPLY Clarissa, age 14, is convinced that no one appreciates how hurt she feels at not being invited to the homecoming dance. Meanwhile, 15-year-old Justine, alone in her room, pantomimes being sworn in as student body president with her awestruck parents looking on. Which aspect of the personal fable is each girl displaying? Which girl is more likely to be well-adjusted, which poorly adjusted? Explain.

REFLECT Cite examples of your own idealistic thinking or poor decision making as a teenager. How has your thinking changed?

Sex Differences in Mental Abilities

Sex differences in mental abilities have sparked almost as much controversy as the ethnic and SES differences in IQ considered in Chapter 9. Although boys and girls do not differ in general intelligence, they do vary in specific mental abilities.

Verbal Abilities

Throughout the school years, girls attain higher scores in reading achievement and account for a lower percentage of children referred for remedial reading instruction. Girls continue to score slightly higher on tests of verbal ability in middle childhood and adolescence in every country in which assessments have been conducted (Bussière, Knighton, & Pennock, 2007; Mullis et al., 2007; Wai et al., 2010). And when verbal tests are heavily weighted with writing, girls' advantage is large (Halpern et al., 2007).

A special concern is that girls' advantage in reading and writing achievement increases in adolescence, with boys doing especially poorly in writing—trends evident in the United States and other industrialized nations (OECD, 2010a; U.S. Department of Education, 2007b, 2010). These differences in literacy skills are believed to be major contributors to a widening gender gap in college enrollments. Whereas 40 years ago, males accounted for 60 percent of U.S. undergraduate students, today they are in the minority, at 43 percent (U.S. Department of Education, 2012b).

Recall from Chapter 5 that girls have a biological advantage in earlier development of the left hemisphere of the cerebral cortex, where language is usually localized. And fMRI research indicates that in tackling language tasks (such as deciding whether two spoken or written words rhyme), 9- to 15-year-old girls show concentrated activity in language-specific brain areas. Boys, in contrast, display more widespread activation—in addition to language areas, considerable activity in auditory and visual areas, depending on how words are presented (Burman, Bitan, & Booth, 2007). This suggests that girls are more efficient language processors than boys, who rely heavily on sensory brain regions and process spoken and written words differently.

But girls also receive more verbal stimulation from the preschool years through adolescence (Peterson & Roberts, 2003). Furthermore, children view language arts as a "feminine" subject. And as a result of the high-stakes testing movement, students today spend more time at their desks being taught in a regimented way—an approach particularly at odds with boys' higher activity level, assertiveness, and incidence of learning problems. Clearly, reversing boys' weakening literacy skills is a high priority, requiring a concerted effort by families, schools, and communities.

Mathematical Abilities

Studies of sex differences in mathematical abilities in the early school grades are inconsistent. Some find no disparities, others

slight disparities depending on the skill assessed (Lachance & Mazzocco, 2006). Girls tend to be advantaged in counting, arithmetic computation, and mastery of basic concepts, perhaps because of their better verbal skills and more methodical approach to problem solving. But by late childhood to early adolescence, when math concepts become more abstract and spatial, boys start to outperform girls, with the difference especially evident on tests of complex reasoning and geometry (Bielinski & Davison, 1998; Gibbs, 2010; Lindberg et al., 2010). In science achievement, too, boys' advantage increases as problems become more difficult (Penner, 2003).

The male advantage is evident in most countries where males and females have equal access to secondary education. But the gap is typically small, varies considerably across nations, and has diminished over the past 30 years (Aud et al., 2011; Lindberg et al., 2010; U.S. Department of Education, 2009). Among the most capable, however, the gender gap is greater. In widely publicized research on more than 100,000 bright seventh and eighth graders invited to take the Scholastic Assessment Test (SAT), boys outscored girls on the mathematics subtest year after year. Yet even this disparity has been shrinking. A quarter-century ago, 13 times as many boys as girls scored over 700 (out of a possible 800) on the math portion of the SAT; today, the ratio is about 4 to 1 for seventh graders and 2 to 1 for high school students (Benbow & Stanley, 1983; Wai et al., 2010).

Some researchers believe that heredity contributes substantially to the gender gap in math, especially to the tendency for more boys to be extremely talented. Accumulating evidence indicates that boys' advantage originates in two skill areas: (1) their more rapid numerical memory, which permits them to devote more energy to complex mental operations; and (2) their superior spatial reasoning, which enhances their mathematical problem solving (Geary et al., 2000; Halpern et al., 2007). Longitudinal evidence on nationally representative samples of U.S. high school students tracked for a decade or more reveals that high spatial ability consistently predicts subsequent advanced educational attainment in math-intensive fields and entry into science, technology, engineering and math (STEM) careers (Wai, Lubinski, & Benbow, 2009). See the Biology and Environment box on page 390 for further consideration of this issue.

Social pressures are also influential. Long before sex differences in math achievement appear, many children view math as a "masculine" subject. Also, many parents think boys are better at it—an attitude that encourages girls to blame their errors on lack of ability and to consider math less useful for their future lives. These beliefs, in turn, reduce girls' confidence and interest in math and their willingness to consider STEM careers in college (Ceci & Williams, 2010; Kenney-Benson et al., 2006; Parker et al., 2012). Furthermore, *stereotype threat*—fear of being judged on the basis of a negative stereotype (see pages 314–315 in Chapter 9)—causes girls to do worse than their abilities allow on difficult math problems (Ben-Zeev et al., 2005; Muzzatti & Agnoli, 2007). As a result of these influences, even girls who are highly talented are less likely to develop effective math reasoning skills.

A positive sign is that today, American boys and girls reach advanced levels of high school math and science study in equal proportions—a crucial factor in reducing sex differences in knowledge and skill (Gallagher & Kaufman, 2005). But boys spend more time than girls with computers, and they tend to use them differently. Whereas girls typically focus on information gathering and social networking, boys more often play video games, create web pages, write computer programs, analyze data, and use graphics programs (Lenhart et al., 2010; Looker & Thiessen, 2003; Rideout, Foehr, & Roberts, 2010). As a result, boys acquire more specialized computer knowledge.

Clearly, extra steps must be taken to promote girls' interest in and confidence at math and science. As Figure 11.10 shows, in cultures that value gender equality, sex differences in math achievement are much smaller and, in one nation, reversed! Icelandic high school girls exceed boys in math scores (Guiso et al., 2008). Similarly, in countries where few individuals view science as "masculine," secondary school girls equal or exceed boys in science achievement (Nosek et al., 2009).

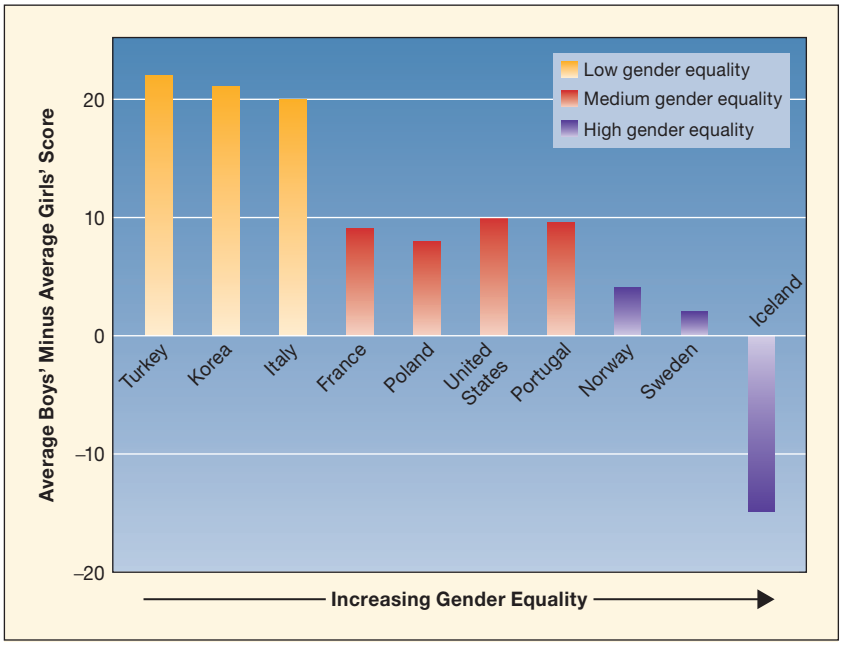

FIGURE 11.10 Math achievement gender gaps in 10 industrialized nations, arranged in order of increasing gender equality. Math achievement scores are based on 15-year-olds' performance on an identical test in each country. Country gender equality is a composite measure that includes cultural attitudes toward women, women's participation in the labor force and in politics and government, and women's educational attainment and economic opportunities. As country gender equality increases, boys' advantage in math achievement declines; in Iceland, girls' math scores exceed boys'. (Adapted from Guiso et al., 2008.)

Biology and Environment

Sex Differences in Spatial Abilities

Spatial skills are a key focus of researchers' efforts to explain sex differences in complex mathematical reasoning. The gender gap favoring males is large for *mental rotation tasks,* in which individuals must rotate a three-dimensional figure rapidly and accurately inside their heads (see Figure 11.11). Males also do considerably better on *spatial perception tasks,* in which people must determine spatial relationships by considering the orientation of the surrounding environment. Sex differences on *spatial visualization tasks,* involving analysis of complex visual forms, are weak or nonexistent. Because many strategies can be used to solve these tasks, both sexes may come up with effective procedures (Collaer & Hill, 2006; Voyer, Voyer, & Bryden, 1995).

Sex differences in spatial abilities emerge as early as the first few months of life, in male infants' superior ability to recognize a familiar object from a new perspective—a capacity requiring mental rotation (Moore & Johnson, 2008; Quinn & Liben, 2008). The male spatial advantage is present throughout childhood, adolescence, and adulthood in many cultures (Levine et al., 1999; Silverman, Choi, & Peters, 2007). One explanation is that heredity, perhaps by exposing the brain to androgen hormones, enhances right hemispheric functioning, giving males a spatial advantage. (Recall that for most people, spatial skills are housed in the right hemisphere of the cerebral cortex.) In support of this idea, girls and women whose prenatal androgen levels were abnormally high show superior performance on spatial rotation tasks (Berenbaum, 2001; Halpern & Collaer, 2005). And women with a male twin brother, who are exposed to slightly higher levels of prenatal androgens, outperform women with a female twin sister in spatial rotation (Heil et al., 2011; Vuoksimaa et al., 2010).

Why might a biologically based sex difference in spatial abilities exist? Evolutionary theorists point out that mental rotation skill predicts rapid, accurate map drawing and interpretation, areas in which boys and men do better than girls and women. Over the course of human evolution, the cognitive abilities of males became adapted for hunting, which required generating mental representations of large-scale spaces to find one's way (Jones, Braithwaite, & Healy, 2003). But this explanation is controversial: Critics point out that female gatherers also needed to travel long distances to find fruits and vegetables that ripened in different seasons (Newcombe, 2007).

Experience also contributes to males' superior spatial performance. Children who engage in manipulative activities, such as block play, model building, and carpentry, do better on spatial tasks (Baenninger & Newcombe, 1995). Furthermore, playing action video games enhances many cognitive processes important for spatial skills, including visual discrimination, speed of thinking, attention shifting, tracking of multiple objects, mental rotation, and wayfinding—gains that persist and generalize to diverse situations (Spence & Feng, 2010). Boys spend far more time than girls at these pursuits.

Furthermore, spatial skills respond readily to training, with improvements often larger than the sex differences themselves. But because boys and girls show similar training effects, sex differences persist (Liu et al., 2008; Newcombe & Huttenlocher, 2006). In one study of first-graders, however, training in mental rotation strategies over several months—a more intensive approach than previously tried—led girls to reach the same performance level as boys (Tzuriel & Egozi, 2010). These findings suggest that the right kind of early intervention can override biologically based sex differences in spatial skills.



SOCIETY FOR SCIENCE & THE PUBLIC

This 17-year-old science fair winner plans a career in physics. With supportive experiences, girls can excel in math and science.

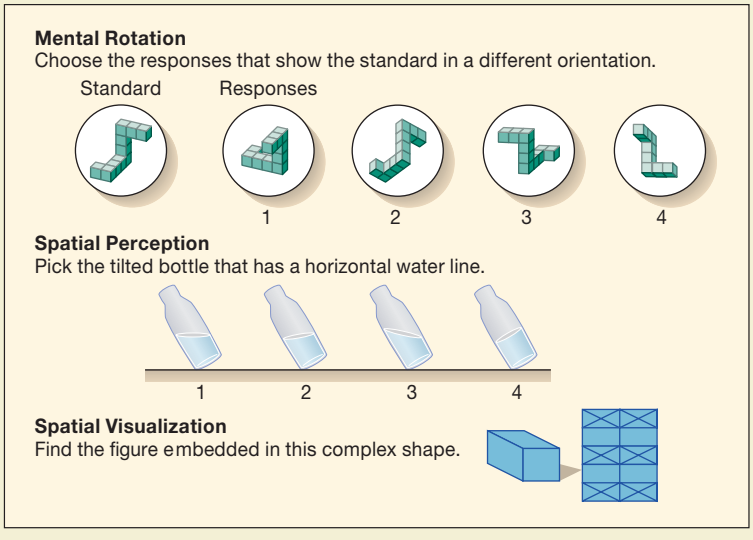

FIGURE 11.11 Types of spatial tasks. Large sex differences favoring males appear in mental rotation, and males do considerably better than females in spatial perception. In contrast, sex differences in spatial visualization are weak or nonexistent. (From M. C. Linn & A. C. Petersen, 1985, "Emergence and Characterization of Sex Differences in Spatial Ability: A Meta-Analysis," *Child Development, 56,* pp. 1482, 1483, 1485. © The Society for Research in Child Development. Reprinted with permission of John Wiley & Sons Ltd.)

Furthermore, a math curriculum beginning in kindergarten that teaches children how to apply effective spatial strategies—drawing diagrams, mentally manipulating visual images, searching for numerical patterns, and graphing—is vital (Nuttall, Casey, & Pezaris, 2005). Because girls are biased toward verbal processing, they may not attain their math and science potential unless they are taught how to think spatially.

Learning in School

In complex societies, adolescence coincides with entry into secondary school. Most young people move into either a middle or a junior high school and then into a high school. With each change, academic achievement increasingly determines higher education options and job opportunities. In the following sections, we take up various aspects of secondary school life.

School Transitions

When Sabrina started middle school, she left a small, intimate, self-contained sixth-grade classroom for a much larger school. "I don't know most of the kids in my classes, and my teachers don't know me," Sabrina complained to her mother at the end of the first week. "Besides, there's too much homework. I get assignments in all my classes at once. I can't do all this!" she shouted, bursting into tears.

Impact of School Transitions. As Sabrina's reactions suggest, school transitions can create adjustment problems. With each school change—from elementary to middle or junior high and then to high school—adolescents' grades decline. The drop is partly due to tighter academic standards. At the same time, the transition to secondary school often means less personal attention, more whole-class instruction, and less chance to participate in classroom decision making (Seidman, Aber, & French, 2004).

It is not surprising, then, that students rate their middle- and high school learning experiences less favorably than their elementary-school experiences (Wigfield & Eccles, 1994). They also report that their teachers care less about them, are less friendly, grade less fairly, and stress competition more. Consequently, many young people feel less academically competent, and their liking for school and motivation decline (Barber & Olsen, 2004; Gutman & Midgley, 2000; Otis, Grouzet, & Pelletier, 2005).

Inevitably, students must readjust their feelings of self-confidence and self-worth as they encounter revised academic expectations and a more complex social world. In several studies that followed students across the middle- and high-school transitions, grade point average declined and feelings of anonymity increased after each school change. Girls fared less well than boys. On entering middle school, girls' self-esteem dropped sharply, perhaps because the transition tended to coincide with other life changes: the onset of puberty and dating (Simmons & Blyth, 1987). And after starting high school, girls felt lonelier and more anxious than boys, and—although they were doing better academically—their grades declined more rapidly (Benner & Graham, 2009; Russell, Elder, & Conger, 1997).

© ZUMA PRESS, INC./ALAMY

On the first day of school, a teacher's caring attention helps this sixth grader deal with the stress of moving from a small, self-contained elementary school classroom to a large middle school.

Adolescents facing added strains at either transition—family disruption, poverty, low parental involvement, or learned helplessness on academic tasks—are at greatest risk for self-esteem and academic difficulties (de Bruyn, 2005; Rudolph et al., 2001; Seidman et al., 2003). Furthermore, high-school transition is especially challenging for African-American and Hispanic students who move to a new school with substantially fewer peers of the same ethnicity (Benner & Graham, 2009). Under these conditions, minority adolescents report decreased feelings of belonging and school liking, and they show steeper declines in grades.

Distressed youths whose school performance either remains low or drops sharply after school transition often show a persisting pattern of poor self-esteem, motivation, and achievement. In another study, researchers compared "multiple-problem" youths (those with both academic and mental health problems), youths with difficulties in just one area (either academic or mental health), and well-adjusted youths (those doing well in both areas) across the transition to high school. Although all groups declined in grade point average, well-adjusted students continued to get high marks and multiple-problem youths low marks, with the others falling in between. And as Figure 11.12 on page 392 shows, the multiple-problem youths showed a far greater rise in truancy and out-of-school problem behaviors (Roeser, Eccles, & Freedman-Doan, 1999). For some, school transition initiates a downward spiral in academic performance and school involvement that leads to dropping out.

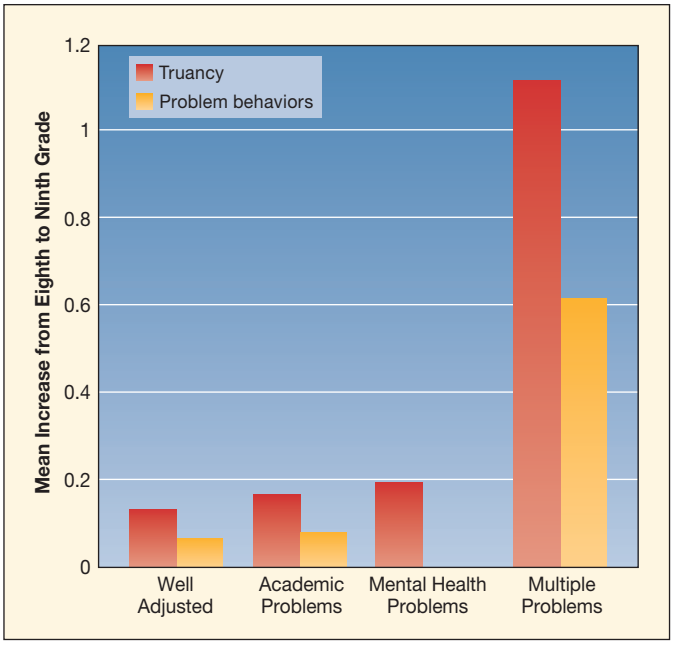

FIGURE 11.12 Increase in truancy and out-of-school problem behaviors across the transition to high school in four groups of students. Well-adjusted students, students with only academic problems, and students with only mental health problems showed little change. (Good students with mental health problems actually declined in problem behaviors, so no orange bar is shown for them.) In contrast, multiple-problem students—with both academic and mental health difficulties—increased sharply in truancy and problem behaviors after changing schools from eighth to ninth grade. (Adapted from Roeser, Eccles, & Freedman-Doan, 1999.)

Helping Adolescents Adjust to School Transitions. As these findings reveal, school transitions often lead to environmental changes that fit poorly with adolescents' developmental needs (Eccles & Roeser, 2009). They disrupt close relationships with teachers at a time when adolescents need adult support. They emphasize competition during a period of heightened self-focusing. They reduce decision making and choice as the desire for autonomy is increasing. And they interfere with peer networks as young people become more concerned with peer acceptance.

LOOK AND LISTEN

Ask several secondary school students to describe their experiences after school transition. What supports for easing the stress of transition did their teachers and school provide?

Support from parents, teachers, and peers can ease these strains. Parental involvement, monitoring, gradual autonomy granting, and emphasis on mastery rather than merely good grades are associated with better adjustment (Grolnick et al., 2000; Gutman, 2006). Adolescents with close friends are more likely to sustain these friendships across the transition, which increases social integration and academic motivation in the new school (Aikens, Bierman, & Parker, 2005). Forming smaller units within larger schools promotes closer relationships with both teachers and peers and—as we will see later—greater extracurricular involvement (Seidman, Aber, & French, 2004). And a "critical mass" of same-ethnicity peers—according to one suggestion, at least 15 percent of the student body—helps teenagers feel socially accepted and reduces fear of out-group hostility (National Research Council, 2007).

Other, less extensive changes are also effective. In the first year after a school transition, homerooms can be provided in which teachers offer academic and personal counseling. Assigning students to classes with several familiar peers or a constant group of new peers strengthens emotional security and social support. In schools that took these steps, students were less likely to decline in academic performance or display other adjustment problems (Felner et al., 2002).

Academic Achievement

Adolescent achievement is the result of a long history of cumulative effects. Early on, positive educational environments, both family and school, lead to personal traits that support achievement—intelligence, confidence in one's own abilities, the desire to succeed, and high educational aspirations. Nevertheless, improving an unfavorable environment can foster resilience among poorly performing young people. See Applying What We Know on the following page for a summary of environmental factors that enhance achievement during the teenage years.

Child-Rearing Styles. Authoritative parenting is linked to higher grades in school among adolescents varying widely in SES, just as it predicts mastery-oriented behavior in childhood. In contrast, authoritarian and permissive styles are associated with lower grades (Collins & Steinberg, 2006; Vazsonyi, Hibbert, & Snider, 2003). Uninvolved parenting (low in both warmth and maturity demands) predicts the poorest grades and worsening school performance over time (Glasgow et al., 1997; Kaisa, Stattin, & Nurmi, 2000).

The link between authoritative parenting and adolescents' academic competence has been confirmed in countries with diverse value systems, including Argentina, Australia, China, Hong Kong, the Netherlands, Pakistan, and Scotland (de Bruyn, Deković, & Meijnen, 2003; Heaven & Ciarrochi, 2008; Steinberg, 2001). In Chapter 8, we noted that authoritative parents adjust their expectations to children's capacity to take responsibility for their own behavior. Adolescents whose parents engage in joint decision making, gradually permitting more autonomy with age, achieve especially well (Spera, 2005; Wang, Pomerantz, & Chen, 2007). Warmth, open discussion, firmness, and monitoring of the adolescents' whereabouts and activities make young people feel cared about and valued, encourage reflective thinking and self-regulation, and increase awareness of the importance of doing well in school. These factors, in turn, are related to mastery-oriented attributions, effort, achievement, and high educational aspirations (Aunola, Stattin, & Nurmi, 2000; Gregory & Weinstein, 2004; Trusty, 1999).

Applying What We Know

Supporting High Achievement in Adolescence

Factor	Description
Child-rearing practices	Authoritative parenting Joint parent–adolescent decision making Parent involvement in the adolescent's education
Peer influences	Peer valuing of and support for high achievement
School characteristics	Teachers who are warm and supportive, develop personal relationships with parents, and show them how to support their teenager's learning Learning activities that encourage high-level thinking Active student participation in learning activities and classroom decision making
Employment schedule	Job commitment limited to less than 15 hours per week High-quality vocational education for non-college-bound adolescents

Parent–School Partnerships. High-achieving students typically have parents who keep tabs on their child's progress, communicate with teachers, and make sure their child is enrolled in challenging, well-taught classes. These efforts are just as important during adolescence as they were earlier (Hill & Taylor, 2004). In a large, nationally representative sample of U.S. adolescents, parents' school involvement in eighth grade strongly predicted students' grade point average in tenth grade, beyond the influence of SES and previous academic achievement (Keith et al., 1998). Parents who are in frequent contact with the school send a message to their child about the value of education, model constructive solutions to academic problems, and promote wise educational decisions.

The daily stresses of living in low-income, high-risk neighborhoods reduce parents' energy for school involvement (Bowen, Bowen, & Ware, 2002). Yet stronger home–school links could relieve some of this stress. Schools can build parent–school partnerships by strengthening personal relationships between teachers and parents, tapping parents' talents to improve the quality of school programs, and including parents in school governance so they remain invested in school goals.

© MICHAEL DWYER/ALAMY

By attending parent–teacher conferences and keeping tabs on her daughter's academic progress, this mother sends her child a message about the importance of education and builds a bridge between the worlds of home and school.

Peer Influences. Peers play an important role in adolescent achievement, in a way that relates to both family and school. Teenagers whose parents value achievement generally choose friends who share those values (Kiuru et al., 2009; Woolley, Kol, & Bowen, 2009). For example, when Sabrina began to make new friends in middle school, she often studied with her girlfriends. Each girl wanted to do well and reinforced this desire in the others.

Peer support for high achievement also depends on the overall climate of the peer culture, which, for ethnic minority youths, is powerfully affected by the surrounding social order. In one study, integration into the school peer network predicted higher grades among Caucasians and Hispanics but not among Asians and African Americans (Faircloth & Hamm, 2005). Asian cultural values stress respect for family and teacher expectations over close peer ties (Chao & Tseng, 2002; Chen, 2005). African-American minority adolescents may observe that their ethnic group is worse off than the white majority in educational attainment, jobs, income, and housing. And discriminatory treatment by teachers and peers, often resulting from stereotypes that they are "not intelligent," triggers anger, anxiety, self-doubt, declines in achievement, association with peers who are not interested in school, and increases in problem behaviors (Wong, Eccles, & Sameroff, 2003).

Schools that build close networks of support between teachers and peers can prevent these negative outcomes. One high school with a largely low-income ethnic minority student body (65 percent African American) reorganized into "career academies"—learning communities within the school, each

Social Issues: Education

Media Multitasking Disrupts Attention and Learning

"Mom, I'm going to study for my biology test now," called 16-year-old Cassie while shutting her bedroom door. Sitting down at her desk, she accessed a popular social-networking website on her laptop, donned headphones and began listening to a favorite song on her MP3 player, and placed her cell phone next to her elbow so she could hear it chime if any text messages arrived. Only then did she open her textbook and begin to read.

In a survey of a nationally representative sample of U.S. 8- to 18-year-olds, more than two-thirds reported engaging in two or more media activities at once, some or most of the time (Rideout, Foehr, & Roberts, 2010). Their most frequent type of media multitasking is listening to music while doing homework, but many also report watching TV or using the Internet while studying (Jeong & Fishbein, 2007). The presence of a television or computer in the young person's bedroom is a strong predictor of this behavior (Foehr, 2006). And it extends into classrooms, where students can be seen text-messaging under their desks or surfing the Internet on cell phones.

Research confirms that media multitasking greatly reduces learning. In one experiment, participants were given two tasks: learning to predict the weather in two different cities using colored shapes as cues and keeping a mental tally of how many high-pitched beeps they heard through headphones. Half the sample performed the tasks simultaneously, the other half separately. Both groups learned to predict the weather in the two-city situation, but the multitaskers were unable to apply their learning to new weather problems (Foerde, Knowlton, & Poldrack, 2006).

© BOB DAEMMRICH/ALAMY

Media multitasking while doing homework fragments attention, yielding superficial learning. Frequent multitaskers are likely to have trouble filtering out irrelevant stimuli even when they are not multitasking.

fMRI evidence revealed that the participants working only on the weather task activated the hippocampus, which plays a vital role in *explicit memory*—conscious, strategic recall, which enables new information to be used flexibly and adaptively in contexts outside the original learning situation (see page 218 in Chapter 7). In contrast, the multitaskers activated subcortical areas involved in *implicit memory*—a shallower, automatic form of learning that takes place unconsciously.

As early as 1980, studies linked heavy media use with executive-function difficulties (Nunez-Smith et al., 2008). Frequent media multitaskers, who are accustomed to continuously shifting their attention between tasks, have a harder time filtering out irrelevant stimuli when they are not multitasking (Ophir, Nass, & Wagner, 2009).

Beyond superficial preparation for her biology test, Cassie is likely to have trouble concentrating and strategically processing new information after turning off her computer and MP3 player. Experienced teachers often complain that compared to students of a generation ago, today's teenagers are more easily distracted and learn less thoroughly. One teacher reflected, "It's the way they've grown up—working short times on many different things at one time" (Clay, 2009, p. 40).

offering a different career-related curriculum (for example, one focusing on health, medicine, and life sciences, another on computer technology). The smaller-school climate and common theme helped create caring teacher–student relationships and a peer culture that focused on valuing school engagement, collaborating on projects, and academic success (Conchas, 2006). High school graduation and college enrollment rates rose from a small minority to over 90 percent.

Finally, teenagers' use of text messaging and e-mail to remain continuously in touch with peers—even during class and while working on homework—is an aspect of contemporary peer-group life that poses risks to achievement. Turn to the Social Issues: Education box above to find out about the impact of "media multitasking" on attention and learning.

School Characteristics. Adolescents need school environments that are responsive to their expanding powers of reasoning and their emotional and social needs. Without appropriate learning experiences, their cognitive potential is unlikely to be realized.

Classroom Learning Experiences. As noted earlier, in large, departmentalized secondary schools, many adolescents report that their classes lack warmth and supportiveness, which dampens their motivation. Of course, an important benefit of separate classes in each subject is that adolescents can be taught by experts, who are more likely to encourage high-level thinking, teach effective learning strategies, and emphasize content relevant to students' experiences—factors that contribute to

interest, effort, and achievement (Eccles, 2004). But many classrooms do not consistently provide stimulating, challenging teaching.

Wide variability in quality of instruction has contributed to increasing numbers of seniors who graduate from high school deficient in basic academic skills. Although the achievement gap separating African-American, Hispanic, and Native-American students from white students has declined since the 1970s, mastery of reading, writing, mathematics, and science by low-SES ethnic minority students remains disappointing (U.S. Department of Education, 2007a, 2009, 2010). Too often these young people attend underfunded schools with rundown buildings, outdated equipment, and textbook shortages. In some, crime and discipline problems receive more attention than teaching and learning. By middle school, many low-SES minority students have been placed in low academic tracks, compounding their learning difficulties.

Tracking. Ability grouping, as we saw in Chapter 9, is detrimental during the elementary school years. At least into middle school, mixed-ability classes are desirable. They support the motivation and achievement of students who vary widely in academic progress (Gillies, 2003; Gillies & Ashman, 1996).

By high school, some grouping is unavoidable because certain aspects of education must dovetail with the young person's future educational and vocational plans. In the United States, high school students are counseled into college preparatory, vocational, or general education tracks. Unfortunately, low-SES minority students are assigned in large numbers to noncollege tracks, perpetuating educational inequalities of earlier years.

Longitudinal research following thousands of U.S. students from eighth to twelfth grade reveals that assignment to a college preparatory track accelerates academic progress, whereas assignment to a vocational or general education track decelerates it (Hallinan & Kubitschek, 1999). Even in secondary schools with no formal tracking program, low-SES minority students tend to be assigned to lower course levels in most or all academic subjects, resulting in *de facto* (unofficial) *tracking* (Lucas & Behrends, 2002).

Breaking out of a low academic track is difficult. Track or course enrollment is generally based on past performance, which is limited by placement history. Interviews with African-American students revealed that many thought their previous performance did not reflect their ability. Yet teachers and counselors, overburdened with other responsibilities, had little time to reconsider individual cases (Ogbu, 2003). And compared to students in higher tracks, those in low tracks exert substantially less effort—a difference due in part to less stimulating classroom experiences (Worthy, Hungerford-Kresser, & Hampton, 2009).

High school students are separated into academic and vocational tracks in virtually all industrialized nations. In China, Japan, and most Western European countries, students' placement in high school is determined by a national exam, which usually establishes the young person's future possibilities. In the United States, students who are not assigned to a college preparatory track or who do poorly in high school can still attend college. Ultimately, however, many young people do not benefit from the more open U.S. system. By adolescence, SES differences in quality of education and academic achievement are greater in the United States than in most other industrialized countries (Marks, Cresswell, & Ainley, 2006). And the United States has a higher percentage of young people who see themselves as educational failures and drop out of high school (see Figure 11.13).

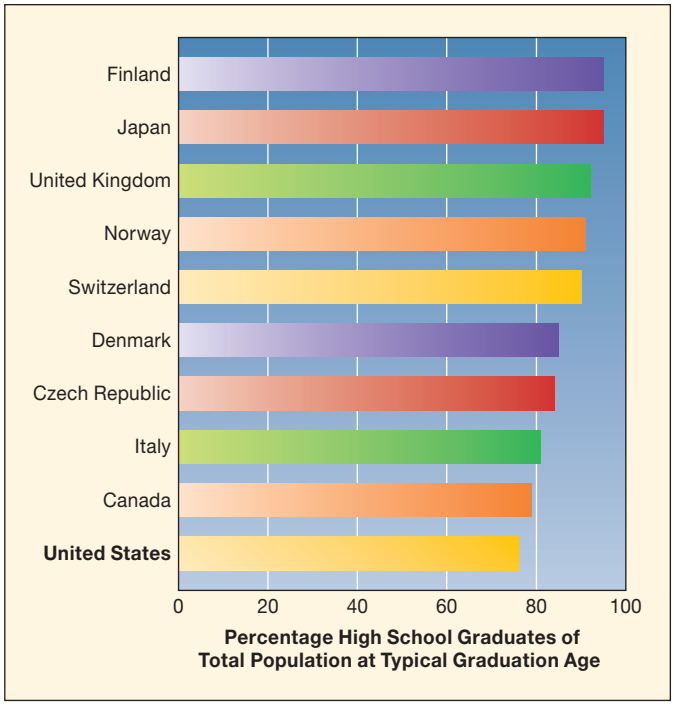

FIGURE 11.13 High school graduation rates in 10 industrialized nations. The United States ranks below many other developed countries. (From OECD, 2011a.)

Part-Time Work. In high school, about one-fourth of U.S. adolescents are employed—a greater percentage than in other developed countries. But most are middle-SES adolescents in pursuit of spending money rather than vocational exploration and training. Low-income teenagers who need to contribute to family income or to support themselves find it harder to get jobs (U.S. Department of Education, 2012b).

Adolescents typically hold jobs that involve low-level, repetitive tasks and provide little contact with adult supervisors. A heavy commitment to such jobs is harmful. The more hours students work, the poorer their school attendance, the lower their grades, the less likely they are to participate in extracurricular activities, and the more likely they are to drop out (Marsh & Kleitman, 2005). Students who spend many hours at such jobs also tend to feel more distant from their parents and report more drug and alcohol use and delinquent acts (Samuolis et al., 2011; Staff & Uggen, 2003).

In contrast, participation in work–study programs or other jobs that provide academic and vocational learning opportunities is related to positive school and work attitudes, improved achievement, and reduced delinquency (Hamilton & Hamilton, 2000; Staff & Uggen, 2003). Yet high-quality vocational preparation for non-college-bound U.S. adolescents is scarce. Unlike some European nations, the United States has no widespread training system to prepare youths for skilled business and industrial occupations and manual trades. Although U.S. federal and state governments support some job-training programs, most are too brief to make a difference and serve only a small minority of young people who need assistance.

Dropping Out

Across the aisle from Louis in math class sat Norman, who daydreamed, crumpled his notes into his pocket after class, and rarely did his homework. On test days, he twirled a rabbit's foot for good luck but left most questions blank. Louis and Norman had been classmates since fourth grade, but they had little to do with each other. To Louis, who was quick at schoolwork, Norman seemed to live in another world. Once or twice a week, Norman cut class; one spring day, he stopped coming altogether.

Norman is one of about 8 percent of U.S. 16- to 24-year-olds who dropped out of high school and remain without a diploma or a GED (U.S. Department of Education, 2012b). The dropout rate is higher among boys than girls and is particularly high among low-SES ethnic minority youths, especially Native-American and Hispanic teenagers (15 and 18 percent, respectively). The decision to leave school has dire consequences. Youths without upper secondary education have much lower literacy scores than high school graduates; they lack the skills employers value in today's knowledge-based economy. Consequently, dropouts have much lower employment rates than high school graduates. Even when employed, dropouts are far more likely to remain in menial, low-paying jobs and to be out of work from time to time.

Factors Related to Dropping Out. Although many dropouts achieve poorly and show high rates of norm-violating acts, a substantial number, like Norman, have few behavior problems, experience academic difficulties, and quietly disengage from school (Janosz et al., 2000; Newcomb et al., 2002). The pathway to dropping out starts early. Risk factors in first grade predict dropout nearly as well as risk factors in secondary school (Entwisle, Alexander, & Olson, 2005).

Norman had a long history of marginal-to-failing school grades and low academic self-esteem. Faced with a challenging task, he gave up, relying on luck—his rabbit's foot—to get by. As Norman got older, he attended class less regularly, paid little attention when he was there, and rarely did his homework. He didn't join school clubs or participate in sports. As a result, few teachers or students knew him well. By the day he left, Norman felt alienated from all aspects of school life.

As with other dropouts, Norman's family background contributed to his problems. Compared with other students, even those with the same grade profile, dropouts are more likely to have parents who are uninvolved in their teenager's education and engage in little monitoring of their youngster's daily activities (Englund, Egeland, & Collins, 2008; Pagani et al., 2008). Many are single parents, never finished high school themselves, and are unemployed.

Students who drop out often have school experiences that undermine their chances for success: grade retention, which marks them as academic failures; large, impersonal secondary schools; and classes with unsupportive teachers and few opportunities for active participation (Brown & Rodriguez, 2009). In such schools, rule breaking is common and often results in suspension, which—by excluding students from classes—contributes further to academic failure (Christie, Jolivette, & Nelson, 2007). Students in general education and vocational tracks, where teaching tends to be the least stimulating, are three times as likely to drop out as those in a college preparatory track (U.S. Department o f Education, 2012).

Prevention Strategies. Among the diverse strategies available for helping teenagers at risk of dropping out, several common themes are related to success:

- *Remedial instruction and counseling that offer personalized attention.* Most potential dropouts need academic assistance combined with social support—intensive remedial instruction in small classes that foster warm, caring teacher–student relationships (Christenson & Thurlow, 2004). In one successful approach, at-risk students are matched with retired adults, who serve as tutors, mentors, and role models in addressing academic and vocational needs (Prevatt, 2003).
- *High-quality vocational training.* For many marginal students, the real-life nature of vocational education is more comfortable and effective than purely academic work (Harvey, 2001). To work well, vocational education must carefully integrate academic and job-related instruction so students see the relevance of classroom experiences to their future goals.
- *Efforts to address the many factors in students' lives related to leaving school early.* Programs that strengthen parent involvement, offer flexible work–study arrangements, and provide on-site child care for teenage parents can make staying in school easier for at-risk adolescents.
- *Participation in extracurricular activities.* Another way of helping marginal students is to draw them into the community life of the school. The most powerful influence on extracurricular involvement is small school size (Crosnoe, Johnson, & Elder, 2004; Feldman & Matjasko, 2007). As high school student body declines—dropping from 2,000 students to 500 to 700 students—at-risk youths are more likely to be needed to help staff activities. As a result, they feel more attached to their school. In large schools, creation of smaller "schools within schools" has the same effect.

© ELIZABETH FLORES/STAR TRIBUNE/ZUMAPRESS.COM/NEWSCOM

St. Paul, Minnesota, police chief Thomas Smith warmly greets one of his student mentees following a high school fundraising event for a charitable organization. Support from a caring adult and extracurricular involvement are effective ways to prevent school dropout.

Moderate (but not excessive) participation in arts, community service, or vocational development activities promotes improved academic performance, reduced antisocial behavior, more favorable self-esteem and initiative, and increased peer acceptance (Fredricks, 2012; Fredricks & Eccles, 2006). Adolescents with academic, emotional, and social problems are especially likely to benefit (Marsh & Kleitman, 2002).

As we conclude our discussion of academic achievement, let's place the school dropout problem in historical perspective. Over the second half of the twentieth century, the percentage of U.S. young people completing high school by age 24 increased steadily, from less than 50 percent to just over 90 percent. Although many dropouts get caught in a vicious cycle in which their lack of self-confidence and skills prevents them from seeking further education and training, about one-third return to finish their secondary education within a few years (U.S. Department of Education, 2012b). And some extend their schooling further as they come to realize how essential education is for a rewarding job and a satisfying adult life.

ASK YOURSELF

REVIEW List ways that parents can promote their adolescent's academic achievement. Explain why each is effective.

CONNECT How are educational practices that prevent school dropout similar to those that improve learning for adolescents in general?

APPLY Tanisha is finishing sixth grade. She can either continue in her current school through eighth grade or switch to a much larger seventh- to ninth-grade middle school. Which choice would you suggest, and why?

REFLECT Describe your own experiences in making the transition to middle or junior high school and then to high school. What did you find stressful? What helped you adjust?

SUMMARY

PHYSICAL DEVELOPMENT

Conceptions of Adolescence

(p. 362)

How have conceptions of adolescence changed over the past century?

- **Adolescence** is the transition between childhood and adulthood. Early theorists viewed adolescence as either a biologically determined period of storm and stress or entirely influenced by the social environment. Contemporary researchers view adolescence as a joint product of biological, psychological, and social forces.
- In industrialized societies, adolescence is greatly extended.

Puberty: The Physical Transition to Adulthood

(p. 363)

Describe body growth, motor performance, and sexual maturation during puberty.

- Hormonal changes under way in middle childhood initiate **puberty**, on average, two years earlier for girls than for boys. The first outward sign is the **growth spurt**. As the body enlarges, girls' hips and boys' shoulders broaden. Girls add more fat, boys more muscle.
- Puberty brings slow, gradual improvements in gross-motor performance for girls, dramatic gains for boys. Nevertheless, participation in regular physical activity declines sharply with age.
- At puberty, changes in **primary** and **secondary sexual characteristics** accompany rapid body growth. **Menarche** occurs late in the girl's sequence of pubertal events, after the growth spurt peaks. In boys, the peak in growth occurs later, preceded by enlargement of the sex organs and **spermarche**.

What factors influence the timing of puberty?

- Heredity, nutrition, exercise, and overall physical health influence the timing of puberty. The emotional quality of family experiences may play a role.
- A **secular trend** toward earlier puberty has occurred in industrialized nations as physical well-being increased. In some countries, rising obesity rates have extended this trend.

What changes in the brain take place during adolescence?

- Pruning of unused synapses in the cerebral cortex continues, and linkages between areas of the brain expand and myelinate. As the prefrontal cortex becomes a more effective "executive," adolescents gradually gain in processing speed and executive function. But performance on tasks requiring inhibition, planning, and future orientation is not yet fully mature.
- During puberty, neurons become more responsive to excitatory neurotransmitters, heightening emotional reactivity and reward-seeking. Changes in the brain's emotional/social network outpace development of the cognitive-control network, resulting in self-regulation difficulties.

© JEFF GREENBERG/THE IMAGE WORKS

- Revisions also occur in brain regulation of sleep timing, leading to a sleep "phase delay." Sleep deprivation contributes to poorer achievement, depressed mood, and high-risk behaviors.

The Psychological Impact of Pubertal Events (p. 368)

Explain adolescents' reactions to the physical changes of puberty.

- Girls typically react to menarche with mixed emotions, although those who receive advance information and support from family members respond more positively. Boys, who receive little social support for pubertal changes, react to spermarche with mixed feelings.
- Besides higher hormone levels, negative life events and adult-structured situations are associated with adolescents' negative moods. Psychological distancing between parent and child at puberty may be a modern substitute for physical departure from the family.

Describe the impact of pubertal timing on adolescent adjustment, noting sex differences.

- Early-maturing boys and late-maturing girls have a more positive **body image** and usually adjust well. In contrast, early-maturing girls and late-maturing boys tend to experience emotional and social difficulties, which—for girls—persist into early adulthood.

Health Issues (p. 371)

Describe nutritional needs during adolescence, and cite factors related to eating disorders.

- Nutritional requirements increase with rapid body growth, and vitamin and mineral deficiencies may result from poor eating habits. Frequency of family meals is associated with healthy eating.
- Early puberty, certain personality traits, maladaptive family interactions, and societal emphasis on thinness heighten risk of eating disorders such as **anorexia nervosa** and **bulimia nervosa**. Heredity also plays a role.

Discuss social and cultural influences on adolescent sexual attitudes and behavior.

- Although sexual attitudes of U.S. adolescents and adults have become more liberal over the past 40 years, North American attitudes toward adolescent sex remain relatively restrictive. Parents and the mass media deliver contradictory messages.
- Early, frequent sexual activity is linked to factors associated with economic disadvantage. Adolescent cognitive processes and weak social supports for responsible sexual behavior underlie the failure of many sexually active teenagers to practice contraception consistently.

Cite factors involved in the development of homosexuality.

- Biological factors, including heredity and prenatal hormone levels, play an important role in homosexuality. Lesbian, gay, and bisexual teenagers face special challenges in establishing a positive sexual identity.

Discuss factors related to sexually transmitted disease and teenage pregnancy and parenthood, noting prevention and intervention strategies.

- Early sexual activity, combined with inconsistent contraceptive use, results in high rates of sexually transmitted diseases (STDs) among U.S. adolescents.
- Life conditions linked to poverty and personal attributes jointly contribute to adolescent childbearing. Teenage parenthood is associated with school dropout, reduced chances of marriage, greater likelihood of divorce, and long-term economic disadvantage.
- Effective sex education, access to contraceptives, and programs that build academic and social competence help prevent early pregnancy. Adolescent mothers need school programs that provide job training, instruction in life-management skills, and child care. When teenage fathers stay involved, children develop more favorably.

What personal and social factors are related to adolescent substance use and abuse?

- Teenage alcohol and drug use is pervasive in industrialized nations. Drug taking reflects adolescent sensation seeking and drug-dependent cultural contexts. The minority who move to substance abuse tend to start using drugs early and to have serious personal, family, school, and peer problems.
- Effective prevention programs work with parents early to reduce family adversity, strengthen parenting skills, and build teenagers' competence.

COGNITIVE DEVELOPMENT

Piaget's Theory: The Formal Operational Stage (p. 382)

What are the major characteristics of formal operational thought?

- In Piaget's **formal operational stage**, adolescents become capable of **hypothetico-deductive reasoning**. To solve problems, they start with a hypothesis; deduce logical, testable inferences; and systematically isolate and combine variables to see which inferences are confirmed.

© CINDY CHARLES/PHOTOEDIT

- Adolescents also develop **propositional thought**—the ability to evaluate the logic of verbal statements without referring to real-world circumstances.

Discuss follow-up research on formal operational thought and its implications for the accuracy of Piaget's formal operational stage.

- Adolescents, like adults, are most likely to think abstractly and systematically in situations in which they have had extensive guidance and practice in using such reasoning. Individuals in tribal and village societies rarely do well on tasks typically used to assess formal operational reasoning. Learning activities in school provide adolescents with rich opportunities to acquire formal operations.

An Information-Processing View of Adolescent Cognitive Development

(p. 384)

How do information-processing researchers account for cognitive changes in adolescence?

- Information-processing researchers believe that a variety of specific mechanisms underlie cognitive gains in adolescence: improved attention, inhibition, strategies, knowledge, metacognition, cognitive self-regulation, speed of thinking, and processing capacity.
- The ability to coordinate theory with evidence improves as adolescents solve increasingly complex problems and acquire more sophisticated metacognitive understanding.

Consequences of Adolescent Cognitive Changes (p. 386)

Describe typical reactions of adolescents that result from their advancing cognition.

- As adolescents reflect on their own thoughts, two distorted images of the relation between self and other appear—the **imaginary audience** and the **personal fable**. Both result from heightened social sensitivity and gains in perspective taking.

ANTONIO MO/PHOTODISC/GETTY IMAGES

- Teenagers' capacity to think about possibilities prompts idealistic visions at odds with reality, and they often become fault-finding critics.
- Adolescents are less effective at decision making than adults. They take greater risks in emotionally charged situations, less often weigh alternatives, and more often fall back on intuitive judgments.

Sex Differences in Mental Abilities (p. 388)

What factors contribute to sex differences in mental abilities at adolescence?

- Girls' advantage in reading and writing achievement increases, probably due to earlier development of the left hemisphere of the cerebral cortex, more efficient language processing, and greater verbal stimulation. Gender stereotyping of language arts as "feminine" and regimented teaching may weaken boys' literacy skills.
- By early adolescence, when concepts become more abstract and spatial, boys surpass girls in mathematical performance. Overall, the gender difference is small, but it is greater among the most capable. Boys' superior spatial reasoning enhances their mathematical problem solving. Gender stereotyping of math as "masculine" contributes to boys' greater self-confidence and interest in pursuing STEM careers.

Learning in School (p. 391)

Discuss the impact of school transitions on adolescent adjustment.

- School transitions bring larger, more impersonal school environments, in which grades and feelings of competence decline. Girls experience more adjustment difficulties. Teenagers coping with added stressors are at greatest risk for self-esteem and academic problems.

Discuss family, peer, school, and employment influences on academic achievement during adolescence.

- Authoritative parenting and parents' school involvement promote high achievement, Teenagers whose parents value achievement generally choose friends who share those values. Schools can help by promoting a peer culture that values school engagement.

© MICHAEL DWYER/ALAMY

- Warm, supportive classroom environments that encourage student interaction, and high-level thinking enable adolescents to reach their academic potential.
- By high school, separate educational tracks that dovetail with students' future plans are necessary. However, U.S. high school tracking usually extends the educational inequalities of earlier years.
- The more hours students work at a part-time job, the poorer their school attendance, academic performance, and extracurricular participation. But work–study programs that provide academic and vocational learning opportunities predict positive school and work attitudes and better academic achievement.

What factors increase the risk of high school dropout?

- Factors contributing to the high U.S. dropout rate include lack of parental support for achievement, a history of poor school performance, large impersonal secondary schools, and unsupportive teachers.

Important Terms and Concepts

adolescence (p. 361)
anorexia nervosa (p. 372)
body image (p. 371)
bulimia nervosa (p. 373)
formal operational stage (p. 382)
growth spurt (p. 363)
hypothetico-deductive reasoning (p. 382)
imaginary audience (p. 386)
menarche (p. 365)
personal fable (p. 386)
primary sexual characteristics (p. 365)
propositional thought (p. 383)
puberty (p. 361)
secondary sexual characteristics (p. 365)
secular trend (p. 367)
spermarche (p. 366)

chapter 12

JOHN GIUSTINA/ICONICA/GETTY IMAGES

As adolescents spend less time with family members, peer groups become more tightly knit into cliques. Mixed-sex cliques prepare teenagers for dating by providing models of how to interact and opportunities to do so without having to be intimate.

Emotional and Social Development in Adolescence

Louis sat on the grassy hillside overlooking the high school, waiting for his best friend, Darryl, to arrive from his fourth-period class. The two boys often had lunch together. Watching as hundreds of students poured onto the school grounds, Louis reflected on what he had learned in government class that day. "Suppose I *had* been born in the People's Republic of China. I'd be sitting here, speaking a different language, being called by a different name, and thinking about the world in different ways. Wow," Louis pondered. "I am who I am through some quirk of fate."

Louis awoke from his thoughts with a start to see Darryl standing in front of him. "Hey, dreamer! I've been shouting and waving from the bottom of the hill for five minutes. How come you're so spaced out lately, Louis?"

"Oh, just wondering about stuff—what I want, what I believe in. My older brother Jules—I envy him. He seems to know more about where he's going. I'm up in the air about it. You ever feel that way?"

© MARY KATE DENNY/ALAMY

"Yeah, a lot," Darryl admitted, looking at Louis seriously. "I wonder, what am I really like? Who will I become?"

Louis and Darryl's introspective remarks are signs of a major reorganization of the self at adolescence: the development of identity. Both young people are attempting to formulate who they are—their personal values and the directions they will pursue in life.

We begin this chapter with Erikson's account of identity development and the research it has stimulated on teenagers' thoughts and feelings about themselves. The quest for identity extends to many aspects of development. We will see how a sense of cultural belonging, moral understanding, and masculine and feminine self-images are refined during adolescence. And as parent–child relationships are revised and young people become increasingly independent of the family, friendships and peer networks become crucial contexts for bridging the gap between childhood and adulthood. Our chapter concludes with a discussion of several serious adjustment problems of adolescence: depression, suicide, and delinquency.

chapter outline

Erikson's Theory: Identity versus Role Confusion

Self-Understanding

Changes in Self-Concept • Changes in Self-Esteem • Paths to Identity • Identity Status and Psychological Well-Being • Factors Affecting Identity Development

CULTURAL INFLUENCES Identity Development Among Ethnic Minority Adolescents

Moral Development

Kohlberg's Theory of Moral Development • Are There Sex Differences in Moral Reasoning? • Coordinating Moral, Social-Conventional, and Personal Concerns • Influences on Moral Reasoning • Moral Reasoning and Behavior • Religious Involvement and Moral Development • Further Challenges to Kohlberg's Theory

SOCIAL ISSUES: EDUCATION Development of Civic Engagement

Gender Typing

The Family

Parent–Child Relationships • Family Circumstances • Siblings

Peer Relations

Friendships • Cliques and Crowds • Dating

Problems of Development

Depression • Suicide • Delinquency

BIOLOGY AND ENVIRONMENT Two Routes to Adolescent Delinquency

Erikson's Theory: Identity versus Role Confusion

Erikson (1950, 1968) was the first to recognize **identity** as the major personality achievement of adolescence and as a crucial step toward becoming a productive, content adult. Constructing an identity involves defining who you are, what you value, and the directions you choose to pursue in life. One expert described it as an explicit theory of oneself as a rational agent—one who acts on the basis of reason, takes responsibility for those actions, and can explain them (Moshman, 2005). This search for what is true and real about the self drives many choices—vocation, interpersonal relationships, community involvement, ethnic-group membership, and expression of one's sexual orientation, as well as moral, political, and religious ideals.

Although the seeds of identity formation are planted early, not until late adolescence and early adulthood do young people become absorbed in this task. According to Erikson, in complex societies, teenagers experience an *identity crisis*—a temporary period of distress as they experiment with alternatives before settling on values and goals. They go through a process of inner soul-searching, sifting through characteristics that defined the self in childhood and combining them with emerging traits, capacities, and commitments. Then they mold these into a solid inner core that provides a mature identity—a sense of self-continuity as they move through various roles in daily life. Once formed, identity continues to be refined in adulthood as people reevaluate earlier commitments and choices.

Erikson called the psychological conflict of adolescence **identity versus role confusion.** If young people's earlier conflicts were resolved negatively or if society limits their choices to ones that do not match their abilities and desires, they may appear shallow, directionless, and unprepared for the challenges of adulthood.

Current theorists agree with Erikson that questioning of values, plans, and priorities is necessary for a mature identity, but they no longer describe this process as a "crisis" (Côté, 2009; Kroger, 2007). For most young people, identity development is not traumatic and disturbing but, rather, a process of *exploration* followed by *commitment.* As young people try out life possibilities, they gather important information about themselves and their environment and move toward making enduring decisions. In doing so, they forge an organized self-structure (Arnett, 2000, 2006; Moshman, 2005). In the following sections, we will see that adolescents go about the task of defining the self in ways that closely match Erikson's description.

Self-Understanding

During adolescence, the young person's vision of the self becomes more complex, well-organized, and consistent. Compared with younger children, adolescents engage in evaluations of an increasing variety of aspects of the self. Over time, they construct a balanced, integrated representation of their strengths and limitations (Harter, 2003, 2006). Changes in self-concept and self-esteem set the stage for developing a unified personal identity.

Changes in Self-Concept

Recall that by the end of middle childhood, children can describe themselves in terms of personality traits. In early adolescence, they unify separate traits ("smart" and "curious") into more abstract descriptors ("intelligent"). But these generalizations are not interconnected and are often contradictory. For example, 12- to 14-year-olds might mention opposing traits—"intelligent" and "dork," "extrovert" and "introvert." These disparities result from the expansion of adolescents' social world, which creates pressure to display different selves in different relationships. As adolescents' awareness of these inconsistencies grows, they frequently agonize over "which is the real me" (Harter, 1998, 2003, 2006).

From middle to late adolescence, cognitive changes enable teenagers to combine their traits into an organized system. Their use of qualifiers ("I have a *fairly* quick temper," "I'm not *thoroughly* honest") reveals an increasing awareness that psychological qualities can vary from one situation to the next. Older adolescents also add integrating principles that make sense of formerly troublesome contradictions. "I'm very adaptable," said one young person. "When I'm around my friends, who think what I say is important, I'm talkative; but around my family I'm quiet because they're never interested enough to really listen to me" (Damon, 1990, p. 88).

Compared with school-age children, teenagers place more emphasis on social virtues, such as being friendly, considerate, kind, and cooperative—traits that reflect adolescents' increasing concern with being viewed positively by others. Among older adolescents, personal and moral values also appear as key themes. As young people revise their views of themselves to include enduring beliefs and plans, they move toward the unity of self that is central to identity development.

Changes in Self-Esteem

Self-esteem, the evaluative side of self-concept, continues to differentiate in adolescence. Teenagers add several new dimensions of self-evaluation—close friendship, romantic appeal, and job competence—to those of middle childhood (see Chapter 10, pages 330–331) (Harter, 1999, 2003, 2006).

Level of self-esteem also changes. Though some adolescents experience temporary or persisting declines after school transitions (see Chapter 11, page 391), self-esteem rises for most young people, who report feeling especially good about their peer relationships and athletic capabilities (Impett et al., 2008; Twenge & Campbell, 2001). Teenagers often assert that they have become more mature, capable, personable, and attractive than in the past. In longitudinal research on a nationally representative sample of U.S. youths, an increasing sense of mastery—feeling competent and in control of one's life—strongly predicted this age-related rise in self-esteem (Erol & Orth, 2011).

DON TREMAIN/PHOTODISC/GETTY IMAGES

During adolescence, self-esteem rises for most young people, who feel especially good about their peer relationships and athletic capabilities.

As in middle childhood, individuals with mostly favorable self-esteem profiles tend to be well-adjusted, sociable, and conscientious, whereas low self-esteem in all areas is linked to adjustment difficulties. But certain self-esteem factors are more strongly related to adjustment. Teenagers who feel highly dissatisfied with parental relationships often are aggressive and antisocial. Those with poor academic self-esteem tend to be anxious and unfocused, and those with negative peer relationships are likely to be anxious and depressed (Marsh, Parada, & Ayotte, 2004; Rudolph, Caldwell, & Conley, 2005).

In adolescence, authoritative parenting continues to predict high self-esteem, as does encouragement from teachers (Lindsey et al., 2008; McKinney, Donnelly, & Renk, 2008; Wilkinson, 2004). In contrast, teenagers whose parents are critical and insulting have unstable and generally low self-esteem (Kernis, 2002). Feedback that is negative, inconsistent, or not contingent on performance triggers, at best, uncertainty about the self's capacities and, at worst, a sense of being incompetent and unloved. Teenagers who experience such parenting tend to rely only on peers, not on adults, to affirm their self-esteem—a risk factor for adjustment difficulties (DuBois et al., 1999, 2002).

Paths to Identity

Adolescents' well-organized self-descriptions and differentiated sense of self-esteem provide the cognitive foundation for forming an identity. Using a clinical interviewing procedure devised by James Marcia (1980) or briefer questionnaire measures, researchers commonly evaluate progress in identity development on two key criteria derived from Erikson's theory: *exploration* and *commitment*. Their various combinations yield four *identity statuses,* summarized in Table 12.1: **identity achievement,** commitment to values, beliefs, and goals following a period of exploration; **identity moratorium,** exploration without having reached commitment; **identity foreclosure,** commitment in the absence of exploration; and **identity diffusion,** an apathetic state characterized by lack of both exploration and commitment.

Identity development follows many paths. Some young people remain in one status, whereas others experience many

TABLE 12.1 The Four Identity Statuses

IDENTITY STATUS	DESCRIPTION	EXAMPLE
Identity achievement	Having already explored alternatives, identity-achieved individuals are committed to a clearly formulated set of self-chosen values and goals. They feel a sense of psychological well-being, of sameness through time, and of knowing where they are going.	When asked how willing she would be to give up going into her chosen occupation if something better came along, Lauren responded, "Well, I might, but I doubt it. I've thought long and hard about law as a career. I'm pretty certain it's for me."
Identity moratorium	*Moratorium* means "delay or holding pattern." These individuals have not yet made definite commitments. They are in the process of exploring—gathering information and trying out activities, with the desire to find values and goals to guide their lives.	When asked whether he had ever had doubts about his religious beliefs, Ramón said, "Yes, I guess I'm going through that right now. I just don't see how there can be a God and yet so much evil in the world."
Identity foreclosure	Identity-foreclosed individuals have committed themselves to values and goals without exploring alternatives. They accept a ready-made identity chosen for them by authority figures—usually parents but sometimes teachers, religious leaders, or romantic partners.	When asked if she had ever reconsidered her political beliefs, Emily answered, "No, not really, our family is pretty much in agreement on these things."
Identity diffusion	Identity-diffused individuals lack clear direction. They are not committed to values and goals, nor are they actively trying to reach them. They may never have explored alternatives or may have found the task too threatening and overwhelming.	When asked about his attitude toward nontraditional gender roles, Justin responded, "Oh, I don't know. It doesn't make much difference to me. I can take it or leave it."

status transitions. And the pattern often varies across *identity domains,* such as sexual orientation, vocation, and religious and political values. Most young people change from "lower" statuses (foreclosure or diffusion) to higher ones (moratorium or achievement) between their mid-teens and mid-twenties, but as many remain stable, and some move in the reverse direction (Kroger, 2007; Kroger, Martinussen, & Marcia, 2010; Meeus et al., 2012).

Because attending college provides opportunities to explore values, career options, and lifestyles, college students make more identity progress than they did in high school (Klimstra et al., 2010; Montgomery & Côté, 2003). After college, they often sample a broad range of life experiences before choosing a life course. Those who go to work immediately after high school graduation often settle on a self-definition earlier. But if non-college-bound youths encounter obstacles to realizing their occupational goals because of lack of training or vocational choices, they are at risk for identity foreclosure or diffusion (Cohen et al., 2003; Eccles et al., 2003).

At one time, researchers thought that adolescent girls postponed establishing an identity, focusing instead on Erikson's next stage, intimacy development. Some girls do show more sophisticated reasoning than boys in identity domains related to intimacy, such as sexuality and family versus career priorities. Otherwise, adolescents of both sexes typically make progress on identity concerns before experiencing genuine intimacy in relationships (Berman et al., 2006; Kroger, 2007).

Identity Status and Psychological Well-Being

A wealth of research verifies that both identity achievement and moratorium are psychologically healthy routes to a mature self-definition. Long-term foreclosure and diffusion, in contrast, are maladaptive.

Adolescents in moratorium resemble identity-achieved individuals in using an active, *information-gathering cognitive style* to make personal decisions and solve problems: They seek out relevant information, evaluate it carefully, and critically reflect on and revise their views (Berzonsky, 2003, 2011). Young people who are identity-achieved or exploring have higher self-esteem, feel more in control of their lives, are more likely to view school and work as feasible avenues for realizing their aspirations, and are more advanced in moral reasoning (Berzonsky et al., 2011; Kroger, 2007; Serafini & Adams, 2002).

Adolescents stuck in either foreclosure or diffusion are passive in the face of identity concerns and have adjustment difficulties. Foreclosed individuals display a *dogmatic, inflexible cognitive style,* internalizing the values and beliefs of parents and others without deliberate evaluation and resisting information that threatens their position (Berzonsky & Kuk, 2000; Berzonsky et al., 2011). Most fear rejection by people on whom they depend for affection and self-esteem. A few foreclosed teenagers who are alienated from their families and society may join cults or other extremist groups, uncritically adopting a way of life different from their past.

Long-term diffused individuals are the least mature in identity development. They typically use a *diffuse-avoidant cognitive style* in which they avoid dealing with personal decisions and problems and, instead, allow current situational pressures to dictate their reactions (Berzonsky & Kuk, 2000; Krettenauer, 2005). Taking an "I don't care" attitude, they entrust themselves to luck or fate, tend to go along with the crowd, and are focused on short-term personal pleasures. As a result, they experience time management and academic difficulties and, of all young people, are most likely to commit antisocial acts and to use and abuse drugs (Berzonsky et al., 2011; Schwartz et al., 2005). Often at the heart of their apathy is a sense of hopelessness about the future.

Factors Affecting Identity Development

Adolescent identity formation begins a lifelong, dynamic process in which a change in either the individual or the context opens up the possibility of reformulating identity (Kunnen & Bosma, 2003). A wide variety of factors influence identity development.

Identity status, as we have just seen, is both cause and consequence of personality characteristics. Adolescents who assume that absolute truth is always attainable tend to be foreclosed, while those who doubt that they will ever feel certain about anything are more often identity-diffused. Young people who appreciate that they can use rational criteria to choose among alternatives are likely to be in a state of moratorium or identity achievement (Berzonsky & Kuk, 2000; Berzonsky et al., 2011).

Teenagers' identity development is enhanced when their families serve as a "secure base" from which they can confidently move out into the wider world. Adolescents who feel attached to their parents but also free to voice their own opinions tend to be in a state of moratorium or identity achievement (Berzonsky, 2004; Luyckx, Goossens, & Soenens, 2006; Schwartz

© KATHY MCLAUGHLIN/THE IMAGE WORKS

An internship in a veterinary office enables this teenager to explore a real-world career related to her love of animals, thereby fostering identity development.

Applying What We Know

Supporting Healthy Identity Development

Strategy	Explanation
Engage in warm, open communication.	Provides both emotional support and freedom to explore values and goals.
Initiate discussions that promote high-level thinking at home and at school.	Encourages rational and deliberate selection among beliefs and values.
Provide opportunities to participate in extracurricular activities and vocational training programs.	Permits young people to explore the real world of adult work.
Provide opportunities to talk with adults and peers who have worked through identity questions.	Offers models of identity achievement and advice on how to resolve identity concerns.
Provide opportunities to explore ethnic heritage and learn about other cultures in an atmosphere of respect.	Fosters identity achievement in all areas and ethnic tolerance, which supports the identity explorations of others.

et al., 2005). Foreclosed teenagers usually have close bonds with parents but lack opportunities for healthy separation. And diffused young people report the lowest levels of parental support and of warm, open communication (Reis & Youniss, 2004; Zimmerman & Becker-Stoll, 2002).

Interaction with diverse peers through school and community activities encourages adolescents to explore values and role possibilities (Barber et al., 2005). And close friends, like parents, can act as a secure base, providing emotional support, assistance, and models of identity development. In one study, 15-year-olds with warm, trusting peer ties were more involved in exploring relationship issues—for example, thinking about what they valued in close friends and in a life partner (Meeus, Oosterwegel, & Vollebergh, 2002). In another study, young people's attachment to friends predicted progress in choosing a career (Felsman & Blustein, 1999).

Identity development also depends on schools and communities that offer rich and varied opportunities for exploration. Supportive experiences include classrooms that promote high-level thinking, teachers and counselors who encourage low-SES students to go to college, extracurricular activities that offer teenagers responsible roles consistent with their interests and talents, and vocational training that immerses adolescents in the real world of adult work (Coatsworth et al., 2005; Hardy et al., 2011; McIntosh, Metz, & Youniss, 2005).

Culture strongly influences an aspect of mature identity not captured by the identity-status approach: constructing a sense of self-continuity despite major personal changes. In one study, researchers asked Native Canadian and cultural-majority 12- to 20-year-olds to describe themselves in the past and in the present and then to justify why they regarded themselves as the same continuous person (Lalonde & Chandler, 2005). Most cultural-majority adolescents used an individualistic approach: They described an *enduring personal essence,* a core self that remained the same despite change. In contrast, Native Canadian youths took an interdependent approach that emphasized a *constantly transforming self,* resulting from new roles and relationships. They typically constructed a *coherent narrative* in which they linked together various time slices of their life with a thread that explained how they had changed in meaningful ways.

Finally, societal forces also are responsible for the special challenges faced by gay, lesbian, and bisexual youths (see Chapter 11) and by ethnic minority adolescents in forming a secure identity (see the Cultural Influences box on page 406). Applying What We Know above summarizes ways that adults can support adolescents in their quest for identity.

ASK YOURSELF

REVIEW List personal and contextual factors that promote identity development.

CONNECT Explain the close link between adolescent identity development and cognitive processes.

APPLY Return to the conversation between Louis and Darryl in the opening of this chapter. Which identity status best characterizes each of the two boys, and why?

REFLECT Does your identity status vary across the domains of sexuality, close relationships, vocation, religious beliefs, and political values? Describe factors that may have influenced your identity development in an important domain.

Moral Development

Eleven-year-old Sabrina sat at the kitchen table reading the Sunday newspaper, her eyes wide with interest. "Look at this!" she said to 16-year-old Louis, who was munching cereal. Sabrina held up a page of large photos showing a 70-year-old woman standing in her home. The floor and furniture were piled with stacks of newspapers, cardboard boxes, tin cans,

Cultural Influences

Identity Development Among Ethnic Minority Adolescents

Most adolescents are aware of their cultural ancestry but relatively unconcerned about it. However, for teenagers who are members of minority groups, **ethnic identity**—a sense of ethnic group membership and attitudes and feelings associated with that membership—is central to the quest for identity. As they develop cognitively and become more sensitive to feedback from the social environment, minority youths become painfully aware that they are targets of prejudice and discrimination. This discovery complicates their efforts to develop a sense of cultural belonging and a set of personally meaningful goals.

In many immigrant families from collectivist cultures, adolescents' commitment to obeying their parents and fulfilling family obligations lessens the longer the family has been in the immigrant-receiving country—a circumstance that induces **acculturative stress,** psychological distress resulting from conflict between the minority and the host culture (Phinney, Ong, & Madden, 2000). When immigrant parents tightly restrict their teenagers through fear that assimilation into the larger society will undermine their cultural traditions, their youngsters often rebel, rejecting aspects of their ethnic background.

At the same time, discrimination can interfere with the formation of a positive ethnic identity. In one study, Mexican-American youths who had experienced more discrimination were less likely to explore their ethnicity and to report feeling good about it (Romero & Roberts, 2003). Those with low ethnic pride showed a sharp drop in self-esteem in the face of discrimination.

With age, many minority young people strengthen their ethnic identity. But because the process of forging an ethnic identity can be painful and confusing, others show no change, and still others regress (Huang & Stormshak, 2011). Young people with parents of different ethnicities face extra challenges. In a large survey of high school students, part-black biracial teenagers reported as much discrimination as their monoracial black counterparts, yet they felt less positively about their ethnicity. And compared with monoracial minorities, many biracial young people—including black–white, black–Asian, white–Asian, black–Hispanic, and white–Hispanic—regarded ethnicity as less central to their identities (Herman, 2004). Perhaps these adolescents encountered fewer opportunities in their homes and communities to forge a strong sense of belonging to either culture.

Adolescents whose family members encourage them to disprove ethnic stereotypes of low achievement or antisocial behavior typically surmount the threat that discrimination poses to a favorable ethnic identity. These young people manage experiences of unfair treatment effectively, by seeking social support and engaging in direct problem solving (Phinney & Chavira, 1995; Scott, 2003). Also, adolescents whose families taught them the history, traditions, values, and language of their ethnic group and who frequently interact with same-ethnicity peers are more likely to forge a favorable ethnic identity (Hughes et al., 2006; McHale et al., 2006).

How can society help minority adolescents resolve identity conflicts constructively? Here are some relevant approaches:

- Promote effective parenting, in which children and adolescents benefit from family ethnic pride yet are encouraged to explore the meaning of ethnicity in their own lives.
- Ensure that schools respect minority youths' native languages, unique learning styles, and right to high-quality education.
- Foster contact with peers of the same ethnicity, along with respect between ethnic groups (García Coll & Magnuson, 1997).

© DAVID M. GROSSMAN/THE IMAGE WORKS

Stilt walkers celebrate their heritage at a Caribbean youth festival. Minority youths whose culture is respected in their community are more likely to incorporate ethnic values and customs into their identity.

A strong, secure ethnic identity is associated with higher self-esteem, optimism, a sense of mastery over the environment, and more positive attitudes toward one's ethnicity (St. Louis & Liem, 2005; Umana-Taylor & Updegraff, 2007; Worrell & Gardner-Kitt, 2006). For these reasons, adolescents with a positive connection to their ethnic group are better-adjusted. They cope more effectively with stress, show higher achievement in school, and have fewer emotional and behavior problems than agemates who identify only weakly with their ethnicity (Ghavami et al., 2011; Greene, Way, & Pahl, 2006; Seaton, Scottham, & Sellers, 2006; Umana-Taylor & Alfaro, 2006).

Forming a **bicultural identity**—by exploring and adopting values from both the adolescent's subculture and the dominant culture—offers added benefits. Biculturally identified adolescents tend to be achieved in other areas of identity as well and to have especially favorable relations with members of other ethnic groups (Phinney, 2007; Phinney et al., 2001). In sum, achievement of ethnic identity enhances many aspects of emotional and social development.

glass containers, food, and clothing. The accompanying article described crumbling plaster on the walls, frozen pipes, and nonfunctioning sinks, toilet, and furnace. The headline read: "Loretta Perry: My Life Is None of Their Business."

"Look what they're trying to do to this poor lady," exclaimed Sabrina. "They wanna throw her out of her house and tear it down! Those city inspectors must not care about anyone. Here it says, 'Mrs. Perry has devoted much of her life to doing favors for people.' Why doesn't someone help *her*?"

"Sabrina, you're missing the point," Louis responded. "Mrs. Perry is violating 30 building code standards. The law says you're supposed to keep your house clean and in good repair."

"But Louis, she's old, and she needs help. She says her life will be over if they destroy her home."

"The building inspectors aren't being mean, Sabrina. She's refusing to obey the law. And she's not just a threat to herself—she's a danger to her neighbors, too. Suppose her house caught on fire. You can't live around other people and say your life is nobody's business."

"You don't just knock someone's home down," Sabrina replied angrily. "Why aren't her friends and neighbors over there fixing up that house? You're just like those building inspectors, Louis. You've got no feelings!"

As Louis and Sabrina's disagreement over Loretta Perry's plight illustrates, cognitive development and expanding social experiences permit adolescents to better understand larger social structures—societal institutions and law-making systems—that govern moral responsibilities. As their grasp of social arrangements expands, adolescents construct new ideas about what should be done when the needs and desires of people conflict. As a result, they move toward increasingly just, fair, and balanced solutions to moral problems.

Kohlberg's Theory of Moral Development

Early work by Piaget on the moral judgment of the child inspired Lawrence Kohlberg's more comprehensive cognitive-developmental theory of moral understanding. Kohlberg used a clinical interviewing procedure in which he presented a sample of 10- to 16-year-old boys with hypothetical *moral dilemmas*—stories involving a conflict between two moral values—and asked them what the main actor should do and why. Then he followed the participants longitudinally, reinterviewing them at 3- to 4-year intervals over the next 20 years. The best known of Kohlberg's dilemmas, the "Heinz dilemma," pits the value of obeying the law (not stealing) against the value of human life (saving a dying person):

> In Europe a woman was near death from cancer. There was one drug the doctors thought might save her. A druggist in the same town had discovered it, but he was charging ten times what the drug cost him to make. The sick woman's husband, Heinz, went to everyone he knew to borrow the money, but he could only get together half of what it cost. The druggist refused to sell the drug for less or let Heinz pay later. So Heinz became desperate and broke into the man's store to steal the drug for his wife. Should Heinz have done that? Why or why not? (paraphrased from Colby et al., 1983, p. 77)

Kohlberg emphasized that it is *the way an individual reasons about the dilemma,* not *the content of the response* (whether or not to steal), that determines moral maturity. Individuals who believe Heinz should take the drug and those who think he should not can be found at each of Kohlberg's first four stages. Only at the two highest stages do moral reasoning and content come together in a coherent ethical system (Kohlberg, Levine, & Hewer, 1983). Given a choice between obeying the law and preserving individual rights, the most advanced moral thinkers support individual rights (in the Heinz dilemma, stealing the drug to save a life). ***TAKE A MOMENT...*** Does this remind you of adolescents' efforts to formulate a sound, well-organized set of personal values in constructing an identity? According to some theorists, the development of identity and moral understanding are part of the same process (Bergman, 2004; Blasi, 1994).

Kohlberg's Stages of Moral Understanding. Kohlberg organized moral development into three levels, each with two stages, yielding six stages in all. He believed that moral understanding is promoted by the same factors Piaget thought were important for cognitive development: (1) actively grappling with moral issues and noticing weaknesses in one's current reasoning, and (2) gains in perspective taking, which permit individuals to resolve moral conflicts in more effective ways. ***TAKE A MOMENT...*** As we examine Kohlberg's developmental sequence and illustrate it with responses to the Heinz dilemma, look for changes in perspective taking that each stage assumes.

The Preconventional Level. At the **preconventional level,** morality is externally controlled. Children accept the rules of authority figures and judge actions by their consequences. Behaviors that result in punishment are viewed as bad, those that lead to rewards as good.

- ***Stage 1: The punishment and obedience orientation.*** Children at this stage find it difficult to consider two points of view in a moral dilemma. As a result, they overlook people's intentions. Instead, they focus on fear of authority and avoidance of punishment as reasons for behaving morally.

  Prostealing: "If you let your wife die, you will . . . be blamed for not spending the money to help her and there'll be an investigation of you and the druggist for your wife's death." (Kohlberg, 1969, p. 381)

  Antistealing: "You shouldn't steal the drug because you'll be caught and sent to jail if you do. If you do get away, [you'd be scared that] the police would catch up with you any minute." (Kohlberg, 1969, p. 381)

- ***Stage 2: The instrumental purpose orientation.*** Children become aware that people can have different perspectives in a moral dilemma, but at first this understanding is concrete. They view right action as flowing from self-interest and understand reciprocity as equal exchange of favors: "You do this for me and I'll do that for you."

© MYRLEEN FERGUSON CATE/PHOTOEDIT

If the child on the right expects a favor in return for helping her friend, she is at Kohlberg's preconventional level. If she is motivated by ideal reciprocity, as in the Golden Rule, she has advanced to the conventional level.

Prostealing: "[I]f Heinz decides to risk jail to save his wife, it's his life he's risking; he can do what he wants with it. And the same goes for the druggist; it's up to him to decide what he wants to do." (Rest, 1979, p. 26)

Antistealing: "[Heinz] is running more risk than it's worth [to save a wife who is near death]." (Rest, 1979, p. 27)

The Conventional Level. At the **conventional level,** individuals continue to regard conformity to social rules as important, but not for reasons of self-interest. Rather, they believe that actively maintaining the current social system ensures positive relationships and societal order.

- ***Stage 3: The "good boy–good girl" orientation, or the morality of interpersonal cooperation.*** The desire to obey rules because they promote social harmony first appears in the context of close personal ties. Stage 3 individuals want to maintain the affection and approval of friends and relatives by being a "good person"—trustworthy, loyal, respectful, helpful, and nice. The capacity to view a two-person relationship from the vantage point of an impartial, outside observer supports this new approach to morality. At this stage, individuals understand *ideal reciprocity:* They express the same concern for the welfare of another as they do for themselves—a standard of fairness summed up by the Golden Rule: "Do unto others as you would have them do unto you."

  Prostealing: "No one will think you're bad if you steal the drug, but your family will think you're an inhuman husband if you don't. If you let your wife die, you'll never be able to look anyone in the face again." (Kohlberg, 1969, p. 381)

  Antistealing: "It isn't just the druggist who will think you're a criminal, everyone else will too. . . . [Y]ou'll feel bad thinking how you've brought dishonor on your family and yourself." (Kohlberg, 1969, p. 381)

- ***Stage 4: The social-order-maintaining orientation.*** At this stage, the individual takes into account a larger perspective—that of societal laws. Moral choices no longer depend on close ties to others. Instead, rules must be enforced in the same evenhanded fashion for everyone, and each member of society has a personal duty to uphold them. The Stage 4 individual believes that laws should never be disobeyed because they are vital for ensuring societal order and cooperation between people.

  Prostealing: "Heinz has a duty to protect his wife's life; it's a vow he took in marriage. But it's wrong to steal, so he would have to take the drug with the idea of paying the druggist for it and accepting the penalty for breaking the law later."

  Antistealing: "Even if his wife is dying, it's still [Heinz's] duty as a citizen to obey the law. . . . If everyone starts breaking the law in a jam, there'd be no civilization, just crime and violence." (Rest, 1979, p. 30)

The Postconventional or Principled Level. Individuals at the **postconventional level** move beyond unquestioning support for their own society's rules and laws. They define morality in terms of abstract principles and values that apply to all situations and societies.

- ***Stage 5: The social contract orientation.*** At Stage 5, individuals regard laws and rules as flexible instruments for furthering human purposes. They can imagine alternatives to their own social order, and they emphasize fair procedures for interpreting and changing the law. When laws are consistent with individual rights and the interests of the majority, each person follows them because of a *social contract orientation*—free and willing participation in the system because it brings about more good for people than if it did not exist.

  Prostealing: "Although there is a law against stealing, the law wasn't meant to violate a person's right to life. . . . If Heinz is prosecuted for stealing, the law needs to be reinterpreted to take into account situations in which it goes against people's natural right to keep on living."

  Antistealing: At this stage, there are no antistealing responses.

- ***Stage 6: The universal ethical principle orientation.*** At this highest stage, right action is defined by self-chosen ethical principles of conscience that are valid for all people, regardless of law and social agreement. Stage 6 individuals typically mention such abstract principles as respect for the worth and dignity of each person.

  Prostealing: "It doesn't make sense to put respect for property above respect for life itself. [People] could live together without private property at all. Respect for human life and personality is absolute and accordingly [people] have a mutual duty to save one another from dying." (Rest, 1979, p. 37)

  Antistealing: At this stage, there are no antistealing responses.

Research on Kohlberg's Stage Sequence. Kohlberg's original research and other longitudinal studies provide the most convincing evidence for his stage sequence. With few exceptions, individuals move through the first four stages in the predicted order (Boom, Wouters, & Keller, 2007; Dawson, 2002; Walker & Taylor, 1991b). Moral development is slow and gradual: Reasoning at Stages 1 and 2 decreases in early adolescence, while Stage 3 increases through midadolescence and then declines. Stage 4 reasoning rises over the teenage years until, among college-educated young adults, it is the typical response.

Few people move beyond Stage 4. In fact, postconventional morality is so rare that no clear evidence exists that Kohlberg's Stage 6 actually follows Stage 5. This poses a key challenge to Kohlberg's theory: If people must reach Stages 5 and 6 to be considered truly morally mature, few individuals anywhere would measure up! According to one reexamination of Kohlberg's stages, moral maturity can be found in a revised understanding of Stages 3 and 4 (Gibbs, 1991, 2010b). These stages are not "conventional"—based on social conformity—as Kohlberg assumed. Rather, they require profound moral constructions—an understanding of ideal reciprocity as the basis for relationships (Stage 3) and for widely accepted moral standards, set forth in rules and laws (Stage 4). In this view, "postconventional" morality is a highly reflective endeavor limited to a handful of people who have attained advanced education, usually in philosophy.

TAKE A MOMENT... Think of an actual moral dilemma you faced recently. How did you solve it? Did your reasoning fall at the same stage as your thinking about Heinz? Real-life conflicts often elicit moral reasoning below a person's actual capacity because they involve practical considerations and mix cognition with intense emotion (Carpendale, 2000). Although adolescents and adults mention reasoning as their most frequent strategy for resolving these dilemmas, they also refer to other strategies—talking through issues with others, relying on intuition, and calling on religious and spiritual ideas. And they report feeling drained, confused, and torn by temptation—an emotional side of moral judgment not tapped by hypothetical situations, which evoke the upper limits of moral thought because they allow reflection without the interference of personal risk (Walker, 2004).

The influence of situational factors on moral judgments indicates that like Piaget's cognitive stages, Kohlberg's moral stages are loosely organized and overlapping. Rather than developing in a neat, stepwise fashion, people draw on a range of moral responses that vary with context. With age, this range shifts upward as less mature moral reasoning is gradually replaced by more advanced moral thought.

Are There Sex Differences in Moral Reasoning?

As we have seen, real-life moral dilemmas often highlight the role of emotion in moral judgment. In the discussion at the beginning of this section, notice how Sabrina's moral argument focuses on caring and commitment to others. Carol Gilligan (1982) is the best-known of those who have argued that Kohlberg's theory does not adequately represent the morality of girls and women. Gilligan believes that feminine morality emphasizes an "ethic of care" that Kohlberg's system devalues. Sabrina's reasoning falls at Stage 3 because it is based on mutual trust and affection, whereas Louis's is at Stage 4 because he emphasizes following the law. According to Gilligan, a concern for others is a *different* but no less valid basis for moral judgment than a focus on impersonal rights.

Many studies have tested Gilligan's claim that Kohlberg's approach underestimates the moral maturity of females, and most do not support it (Turiel, 2006; Walker, 2006). On hypothetical dilemmas as well as everyday moral problems, adolescent and adult females display reasoning at the same stage as their male agemates and often at a higher stage. And themes of justice and caring appear in the responses of both sexes (Jadack et al., 1995; Walker, 1995). These findings suggest that although Kohlberg emphasized justice rather than caring as the highest moral ideal, his theory taps both sets of values.

Nevertheless, some evidence indicates that although the morality of males and females taps both orientations, females tend to emphasize care, whereas males either stress justice or focus equally on justice and care (Jaffee & Hyde, 2000; Wark & Krebs, 1996; Weisz & Black, 2002). This difference in emphasis, which appears more often in real-life dilemmas than in hypothetical ones, may reflect women's greater involvement in daily activities involving care and concern for others.

Indeed, cultural context profoundly affects use of a care orientation. In one study, U.S. and Canadian 17- to 26-year-old females exceeded their male counterparts in complex reasoning about care issues. But Norwegian males were just as advanced as Norwegian females in care-based understanding (Skoe, 1998). Perhaps Norwegian culture, which explicitly endorses gender equality, induces boys and men to think deeply about interpersonal obligations.

Coordinating Moral, Social-Conventional, and Personal Concerns

Adolescents' moral advances are also evident in their reasoning about situations that raise competing moral, social-conventional, and personal issues. In diverse Western and non-Western cultures, concern with matters of personal choice strengthens during the teenage years—a reflection of adolescents' quest for identity and increasing independence (Neff & Helwig, 2002; Nucci, 2002). As young people firmly insist that parents not encroach on the personal arena (dress, hairstyle, diary records, friendships), disputes over these issues increase. Teenagers whose parents frequently intrude into their personal affairs report greater psychological stress (Hasebe, Nucci, & Nucci, 2004). In contrast, adolescents typically say that parents have a right to tell them what to do in moral and social-conventional situations. And when these issues spark disagreements, teenagers seldom challenge parental authority (Smetana & Daddis, 2002).

As they enlarge the range of issues they regard as personal, adolescents think more intently about conflicts between personal choice and community obligations—for example, whether,

© ETHEL WOLVOVITZ/ALAMY

These teenagers participate in a demonstration in favor of gun control. Adolescent moral development involves thinking intently about conflicts between personal choice and community obligation—for example, whether, and under what conditions, individuals' right to bear arms should be restricted.

and under what conditions, it is permissible to restrict speech, religion, marriage, childbearing, group membership, and other individual rights (Wainryb, 1997). When asked if it is OK to exclude a child from a peer group on the basis of race or gender, fourth graders usually say exclusion is always unfair. But by tenth grade, young people, though increasingly mindful of fairness, indicate that under certain conditions—in intimate relationships (friendship) and private contexts (at home or in a small club), and on the basis of gender more often than race—exclusion is OK (Killen et al., 2002, 2007; Rutland, Killen, & Abrams, 2010). In explaining, they mention the right to personal choice as well as concerns about effective group functioning. Justifying her opinion that members of an all-boys music club need not let a girl in, one tenth grader commented, "[The girl and the boys] probably wouldn't relate on very many things" (Killen et al., 2002, p. 62; 2007).

As adolescents integrate personal rights with ideal reciprocity, they demand that the protections they want for themselves extend to others. For example, with age, they are more likely to defend the government's right to limit the individual freedom to engage in risky health behaviors such as smoking and drinking, in the interest of the larger public good (Flanagan, Stout, & Gallay, 2008). Similarly, they eventually realize that violating strongly held conventions in favor of asserting personal choices—showing up at a wedding in a T-shirt, talking out of turn at a student council meeting—can harm others, either by inducing distress or by undermining fair treatment (Nucci, 2001). As their grasp of fairness deepens, young people realize that many social conventions have moral implications: They are vital for maintaining a just and peaceful society. Notice how this understanding is central to Kohlberg's Stage 4, which is typically attained as adolescence draws to a close.

Influences on Moral Reasoning

Many factors influence moral understanding, including child-rearing practices, schooling, peer interaction, and culture. Growing evidence suggests that, as Kohlberg believed, these experiences work by presenting young people with cognitive challenges, which stimulate them to think about moral problems in more complex ways.

Child-Rearing Practices. As in childhood, parenting practices associated with moral maturity in adolescence combine warmth, exchange of ideas, and appropriate demands for maturity. Adolescents who gain most in moral understanding have parents who engage in moral discussions, encourage prosocial behavior, and create a supportive atmosphere by listening sensitively, asking clarifying questions, and presenting higher-level reasoning (Carlo et al., 2011; Pratt, Skoe, & Arnold, 2004; Wyatt & Carlo, 2002). In one study, 11-year-olds were asked what they thought an adult would say to justify a moral rule, such as not lying, stealing, or breaking a promise. Those with warm, demanding, communicative parents were far more likely than their agemates to point to the importance of ideal reciprocity: "You wouldn't like it if I did it to you" (Leman, 2005). In contrast, when parents lecture, use threats, or make sarcastic remarks, adolescents show little or no change in moral reasoning over time (Walker & Taylor, 1991a).

Schooling. Years of schooling is a powerful predictor of movement to Kohlberg's Stage 4 or higher (Dawson et al., 2003; Gibbs et al., 2007). Higher education introduces young people to social issues that extend beyond personal relationships to entire political or cultural groups. Consistent with this idea, college students who report more perspective-taking opportunities (for example, classes that emphasize open discussion of opinions, friendships with others of different cultural backgrounds) and who indicate that they have become more aware of social diversity tend to be advanced in moral reasoning (Comunian & Gielen, 2006; Mason & Gibbs, 1993a, 1993b).

Peer Interaction. Interaction among peers who present differing viewpoints promotes moral understanding. When young people negotiate and compromise, they realize that social life can be based on cooperation between equals rather than authority relations (Killen & Nucci, 1995). Adolescents who report more close friendships and who more often participate in conversations with their friends are advanced in moral reasoning (Schonert-Reichl, 1999). The mutuality and intimacy of friendship, which foster decisions based on consensual agreement, may be particularly important for moral development. Furthermore, recall from Chapter 10 that intergroup contact—cross-race friendships and interactions in schools and communities—reduces racial and ethnic prejudice. It also affects young people morally, strengthening their conviction that race-based and other forms of peer exclusion are wrong (Crystal, Killen, & Ruck, 2008).

Peer discussions and role playing of moral problems have provided the basis for interventions aimed at improving high school and college students' moral understanding. For these discussions to be effective, young people must be highly engaged—confronting, critiquing, and attempting to clarify one another's viewpoints, as Sabrina and Louis did when they argued over Mrs. Perry's plight (Berkowitz & Gibbs, 1983; Comunian & Gielen, 2006). And because moral development occurs gradually, many peer interaction sessions over weeks or months typically are needed to produce moral change.

Culture. Individuals in industrialized nations move through Kohlberg's stages more quickly and advance to a higher level than individuals in village societies, who rarely move beyond Stage 3. One explanation of these cultural differences is that in village societies, moral cooperation is based on direct relations between people and does not allow for the development of advanced moral understanding (Stages 4 to 6), which depends on appreciating the role of larger social structures, such as laws and government institutions (Gibbs et al., 2007).

A second possible reason for cultural variation is that responses to moral dilemmas in collectivist cultures (including village societies) are often more other-directed than in Western Europe and North America (Miller, 2006). In both village and industrialized cultures that highly value interdependency, statements portraying the individual as vitally connected to the social group are common. In one study, Japanese adolescents, who almost always integrated care- and justice-based reasoning, placed greater weight on care, which they regarded as a communal responsibility (Shimizu, 2001). Similarly, in research conducted in India, even highly educated people (expected to have attained Kohlberg's Stages 4 and 5) viewed solutions to moral dilemmas as the responsibility of the entire society, not of a single person (Miller & Bersoff, 1995).

These findings raise the question of whether Kohlberg's highest level represents a culturally specific way of thinking—one limited to Western societies that emphasize individualism and an appeal to an inner, private conscience. At the same time, a review of over 100 studies confirmed an age-related trend consistent with Kohlberg's Stages 1 to 4 across diverse societies (Gibbs et al., 2007). A common justice morality is clearly evident in the dilemma responses of people from vastly different cultures.

© ATLANTIDE PHOTOTRAVEL/CORBIS

Members of this small village community in Mozambique experience moral cooperation as based on direct relations between people. Consequently, their moral reasoning is unlikely to advance beyond Kohlberg's Stage 3.

Moral Reasoning and Behavior

A central assumption of the cognitive-developmental perspective is that moral understanding should affect moral action. According to Kohlberg, mature moral thinkers realize that behaving in line with their beliefs is vital for creating and maintaining a just social world (Gibbs, 2010b). Consistent with this idea, higher-stage adolescents more often act prosocially by helping, sharing, and defending victims of injustice and by volunteering in their communities (Carlo et al., 1996, 2011; Comunian & Gielen, 2000, 2006). Also, they less often engage in cheating, aggression, and other antisocial behaviors (Gregg, Gibbs, & Fuller, 1994; Raaijmakers, Engels, & van Hoof, 2005; Stams et al., 2006).

Yet the connection between mature moral reasoning and action is only modest. As we have seen, moral behavior is influenced by many factors besides cognition, including the emotions of empathy, sympathy, and guilt; individual differences in temperament; and a long history of cultural experiences and intuitive beliefs that affect moral decision making (Haidt & Kesebir, 2010). **Moral identity**—the degree to which morality is central to self-concept—also affects moral behavior (Hardy & Carlo, 2011). In a study of low-SES African-American and Hispanic teenagers, those who emphasized moral traits and goals in their self-descriptions displayed exceptional levels of community service (Hart & Fegley, 1995). But they did not differ from their agemates in moral reasoning.

Researchers have begun to identify factors that strengthen moral identity in hopes of capitalizing on them to promote moral commitment. Certain parenting practices—inductive discipline (see page 264 in Chapter 8) and clearly conveyed moral expectations—augment adolescents' moral identity (Patrick & Gibbs, 2011). And *just educational environments*—in which teachers guide students in democratic decision making and rule setting, resolving disputes civilly, and taking responsibility for others' welfare—are influential (Atkins, Hart, & Donnelly, 2004). In one study, tenth graders who reported fair teacher treatment were more likely than those who had experienced unjust treatment (an unfair detention or a lower grade than they deserved) to regard excluding a peer on the basis of race as a moral transgression (Crystal, Killen, & Ruck, 2010).

Schools can also foster students' opportunities to experience and explore moral emotions, thoughts, and actions through civic engagement. As the Social Issues: Education box on the following page reveals, civic engagement can help young people see the connection between their personal interests and the public interest—an insight that may foster all aspects of morality.

LOOK AND LISTEN

Would you characterize your high school as a *just educational environment?* Cite specific features and experiences that may have contributed to students' moral development and civic engagement. ●

Religious Involvement and Moral Development

Recall that in resolving real-life moral dilemmas, many people voice notions of religion and spirituality. Religion is especially important in U.S. family life. In recent national polls, nearly two-thirds of Americans reported actively practicing religion, compared with one-half of those in Canada, one-third of those in Great Britain and Italy, and even fewer elsewhere in Europe (CIA, 2012; Gallup News Service, 2006; Jones, 2003). People who regularly attend religious services include many parents with children. But as adolescents search for a personally meaningful identity, formal religious involvement declines—for U.S. youths, from 55 percent at ages 13 to 15 to 40 percent at ages 17 to 18 (Kerestes & Youniss, 2003; Pew Research Center, 2010b).

Nevertheless, teenagers who remain part of a religious community are advantaged in moral values and behavior. Compared with nonaffiliated youths, they are more involved in community service activities aimed at helping the less fortunate (Kerestes, Youniss, & Metz, 2004). And religious involvement promotes responsible academic and social behavior and discourages misconduct (Dowling et al., 2004). It is associated with lower levels of drug and alcohol use, early sexual activity, and delinquency (Regnerus, Smith, & Fritsch, 2003).

© STEVE SKJOLD/ALAMY

Playing in a brass quartet at church gives these adolescents a sense of connection to their faith. Religious involvement promotes teenagers' moral development, encouraging responsible academic work and community service.

A variety of factors probably contribute to these favorable outcomes. In a study of inner-city high school students, religiously involved young people were more likely to report trusting relationships with parents, adults, and friends who hold similar worldviews. The more activities they shared with this network, the higher they scored in empathy and prosocial behavior (King & Furrow, 2004). Furthermore, religious education and youth activities directly teach concern for others and provide opportunities for moral discussions and civic engagement. And adolescents who feel connected to a higher being may develop certain inner strengths, including prosocial values and a strong moral identity, that help them translate their thinking into action (Hardy & Carlo, 2005; Sherrod & Spiewak, 2008).

Because most teenagers, regardless of formal affiliation, identify with a religious denomination and say they believe in a higher being, religious institutions may be uniquely suited to foster moral and prosocial commitments. For youths in inner-city neighborhoods with few alternative sources of social support, outreach by religious institutions can lead to life-altering involvement (Jang & Johnson, 2001). An exception is seen in religious cults, where rigid indoctrination into the group's beliefs, suppression of individuality, and estrangement from society all work against moral maturity (Scarlett & Warren, 2010).

Further Challenges to Kohlberg's Theory

Although much evidence is consistent with the cognitive-developmental approach to morality, Kohlberg's theory has faced major challenges. The most radical opposition comes from researchers who—referring to wide variability in moral reasoning across situations—claim that Kohlberg's stage sequence inadequately accounts for morality in everyday life (Krebs and Denton, 2005). These investigators favor abandoning Kohlberg's stages for a *pragmatic approach to morality.* They assert that each person makes moral judgments at varying levels of maturity, depending on the individual's current context and motivations: Conflict over a business deal is likely to evoke Stage 2 (instrumental purpose) reasoning, a friendship or romantic dispute Stage 3 (ideal reciprocity) reasoning, and a breach of contract Stage 4 (social-order-maintaining) reasoning (Krebs et al., 1991).

According to the pragmatic view, everyday moral judgments—rather than being efforts to arrive at just solutions—are practical tools that people use to achieve their goals. To benefit personally, they often must advocate cooperation with others. But people often act first and then invoke moral judgments to rationalize their actions, regardless of whether their behavior is self-centered or prosocial (Haidt, 2001; Haidt & Kesebir, 2010). And sometimes people use moral judgments for immoral purposes—for example, to excuse their transgressions.

Is the pragmatic approach correct that people strive to resolve moral conflicts fairly only when they themselves have nothing to lose? Supporters of the cognitive-developmental

Social Issues: Education

Development of Civic Engagement

On Thanksgiving Day, Jules, Martin, Louis, and Sabrina joined their parents to serve a holiday dinner to poverty-stricken people. Throughout the year, Sabrina volunteered on Saturday mornings at a nursing home. During a congressional election campaign, all four adolescents raised questions about issues at special youth meetings with candidates. At school, Louis and his girlfriend, Cassie, formed an organization devoted to promoting ethnic and racial tolerance.

These young people show a strong sense of *civic engagement*—a complex combination of cognition, emotion, and behavior. Civic engagement involves knowledge of political issues, commitment to making a difference in the community, and skills for achieving civic goals, such as how to resolve differing views fairly (Zaff et al., 2010).

When young people engage in community service that exposes them to people in need or to public issues, they are especially likely to express a commitment to future service. And youth volunteers—who tend to be advanced in moral reasoning—gain further in moral maturity as a result of participating (Gibbs et al., 2007; Hart, Atkins, & Donnelly, 2006). Family, school, and community experiences contribute to adolescents' civic engagement.

Family Influences

Teenagers whose parents encourage their children to form opinions about controversial issues are more knowledgeable about civic issues and better able to see them from more than one perspective (Santoloupo & Pratt, 1994). Also, adolescents whose parents engage in community service and stress compassion for the less fortunate tend to hold socially responsible values. When asked what causes unemployment or poverty, they more often mention situational and societal factors (lack of education, government policies, or the state of the economy) than individual factors (low intelligence or personal problems). Youths who endorse situational and societal causes, in turn, have more altruistic life goals (Flanagan & Tucker, 1999). And they engage in more civic activities into early adulthood (Zaff, Malanchuk, & Eccles, 2008).

School and Community Influences

A democratic climate at school, in which teachers promote respectful discussion of controversial issues, fosters knowledge and critical analysis of political issues and commitment to social causes (Torney-Purta, Barber, & Wilkenfeld, 2007). Furthermore, high school students who view their community as one in which adults care about youths and work to make the community better report higher levels of civic participation (Kahne & Sporte, 2008). Participation in extracurricular activities at school whose primary objectives are to induce social change outside the organization itself is also associated with civic commitment that persists into adulthood (Obradović & Masten, 2007; Zaff et al., 2003).

Two aspects of these involvements seem to account for their lasting impact. First, they introduce adolescents to the vision and skills required for mature civic engagement. Within student government, political and vocational clubs, music and drama groups, and student newspaper and yearbook staffs, young people see how their actions affect the wider school and community. They realize that collectively they can achieve results greater than any one person can achieve alone. And they learn to work together, balancing strong convictions with compromise (Atkins, Hart, & Donnelly, 2004; Kirshner, 2009). Second, while producing a weekly newspaper, participating in a school play, or implementing a service project, young people explore political and moral ideals. Often they redefine their identities to include a responsibility to combat others' misfortunes (Wheeler, 2002).

The power of family, school, and community to promote civic engagement may lie in discussions, educational practices, and activities that jointly foster moral thought, emotion, and behavior. In a comparison of nationally representative samples of 14-year-olds in 28 nations, U.S. young people excelled at community service, with 50 percent reporting membership in organizations devoted to volunteering (Torney-Purta, 2002).

ECO IMAGES/GETTY IMAGES

For this young teenager, planting a tree during an Earth Day celebration in Los Angeles promotes a sense of civic engagement—an effect that may persist into adulthood.

Currently, two-thirds of U.S. public schools provide students with community service opportunities. Nearly half of these have *service-learning programs,* which integrate service activities into the academic curriculum, and about one-third of students enroll. High school students who are required to serve their communities express as strong a desire to remain engaged as do students who volunteer. And when they reach early adulthood, they are equally likely to vote and participate in community organizations (Hart et al., 2007; Metz & Youniss, 2005).

Still, most U.S. schools offering service learning do not have policies encouraging or mandating such programs. Furthermore, low-SES, inner-city youths—although they express high interest in contributing to society—attend schools and live in neighborhoods with fewer civic-training opportunities. As a result, they score substantially lower than higher-SES youths in civic knowledge and participation (Balsano, 2005; Zaff et al., 2010). A broad societal commitment to fostering civic character must pay special attention to supportive experiences for these young people, so their eagerness to make a difference can be realized.

perspective point out that people frequently rise above self-interest to defend others' rights. For example, moral leaders in business—rather than resorting to Stage 2 reasoning—endorse trust, integrity, good faith, and just laws and codes of conduct (Damon, 2004; Gibbs, 2006). Also, adolescents and adults are well aware of the greater adequacy of higher-stage moral reasoning, which some people act on despite highly corrupt environments. And individuals who engage in sudden altruistic action may have previously considered relevant moral issues so thoroughly that their moral judgment activates automatically, triggering an immediate response (Gibbs et al., 2009a; Pizarro & Bloom, 2003). In these instances, people who appear to be engaging in after-the-fact moral justification are actually behaving with great forethought.

In sum, the cognitive-developmental approach to morality has done much to clarify our profound moral potential. And despite opposition, Kohlberg's central assumption—that with age, humans everywhere construct a deeper understanding of fairness and justice that guides moral action—remains powerfully influential.

© JEFF GREENBERG/ALAMY

For some young people, early adolescence is a time of gender intensification. Pubertal changes in appearance, traditional gender-role expectations of parents, and increased concern with what others think can prompt a move toward a more traditional gender identity.

Gender Typing

As Sabrina entered adolescence, she began to worry about walking, talking, eating, dressing, laughing, and competing in ways consistent with a feminine gender role. According to one hypothesis, the arrival of adolescence is typically accompanied by **gender intensification**—increased gender stereotyping of attitudes and behavior, and movement toward a more traditional gender identity. Research on gender intensification, however, is mixed, with some studies finding evidence for it and others reporting few instances (Basow & Rubin, 1999; Galambos, Almeida, & Petersen, 1990; Huston & Alvarez, 1990; Priess, Lindberg, & Hyde, 2009). When gender intensification is evident, it seems to be stronger for adolescent girls. Although girls continue to be less gender-typed than boys, some may feel less free to experiment with "other-gender" activities and behaviors than they did in middle childhood.

In young people who do exhibit gender intensification, biological, social, and cognitive factors likely are involved. As puberty magnifies sex differences in appearance, teenagers may spend more time thinking about themselves in gender-linked ways. Pubertal changes might also prompt gender-typed pressures from others. Parents with traditional gender-role beliefs may encourage "gender-appropriate" activities and behavior more than they did earlier (Crouter et al., 2007; Shanahan et al., 2007). And when adolescents start to date, they may become more gender-typed as a way of increasing their attractiveness (Maccoby, 1998). Finally, cognitive changes—in particular, greater concern with what others think—might make young teenagers more responsive to gender-role expectations.

Gender intensification declines by late adolescence, but not all affected young people move beyond it to the same degree. Teenagers who are encouraged to explore non-gender-typed options and to question the value of gender stereotypes for themselves and society are more likely to build an androgynous gender identity (see Chapter 8, page 276). Overall, androgynous adolescents, especially girls, tend to be psychologically healthier—more self-confident, more willing to speak their own mind, better-liked by peers, and identity-achieved (Bronstein, 2006; Dusek, 1987; Harter, 2006).

ASK YOURSELF

REVIEW How does an understanding of ideal reciprocity contribute to moral development? Why are Kohlberg's Stages 3 and 4 morally mature?

CONNECT How might the exploration of values and goals associated with healthy identity development contribute to a decline in adolescent gender intensification?

APPLY Tam grew up in a small village culture, Lydia in a large industrial city. At age 15, Tam reasons at Kohlberg's Stage 3, Lydia at Stage 4. What factors might account for the difference?

REFLECT Do you favor a cognitive-developmental or a pragmatic approach to morality, or both? Explain, drawing on research evidence and personal experiences.

The Family

Franca and Antonio remember their son Louis's freshman year of high school as a difficult time. Because of a demanding project at work, Franca was away from home many evenings and weekends. In her absence, Antonio took over, but when business declined and he had to cut costs at his hardware store, he, too, had less time for the family. That year, Louis and two friends

used their computer know-how to gain entry to their classmates' systems to pirate video game software. Louis's grades fell, and he often left the house without saying where he was going. Franca and Antonio began to feel uncomfortable about the long hours Louis spent at his computer and their lack of contact with him. One day, when Franca and Antonio noticed the video-game icons covering Louis's computer desktop, they knew they had cause for concern.

During adolescence, striving for **autonomy**—a sense of oneself as a separate, self-governing individual—becomes a salient task. Autonomy has two vital aspects: (1) an *emotional component*—relying more on oneself and less on parents for support and guidance, and (2) a *behavioral component*—making decisions independently by carefully weighing one's own judgment and the suggestions of others to arrive at a well-reasoned course of action (Collins & Laursen, 2004; Steinberg & Silk, 2002). As we will see, parent–child relationships remain vital for helping adolescents become autonomous, responsible individuals.

Parent–Child Relationships

A variety of changes within the adolescent support autonomy. In Chapter 11, we saw that puberty triggers psychological distancing from parents. In addition, as young people look more mature, parents give them more freedom to think and decide for themselves, more opportunities to regulate their own activities, and more responsibility (McElhaney et al., 2009). Cognitive development also paves the way toward autonomy: Gradually, adolescents solve problems and make decisions more effectively. And an improved ability to reason about social relationships leads teenagers to *deidealize* their parents, viewing them as "just people." Consequently, they no longer bend as easily to parental authority as they did when younger.

Yet as Franca and Antonio's episode with Louis reveals, teenagers still need guidance and protection from dangerous situations. (Recall from Chapter 11 our discussion of adolescent brain development, in which changes in the emotional/social network outpace gains in the cognitive-control network.) Warm, supportive parenting that grants young people freedom to explore while making appropriate demands for maturity fosters autonomy—in diverse ethnic and SES groups, nations, and family structures (including single-parent, two-parent, and stepparent). Autonomy, in turn, predicts high self-reliance, effortful control, academic achievement, positive work orientation, favorable self-esteem, and ease of separation in the transition to college (Bean, Barber, & Crane, 2007; Eisenberg et al., 2005b; Supple et al., 2009; Vazsonyi, Hibbert, & Snider, 2003; Wang, Pomerantz, & Chen, 2007).

Conversely, parents who are coercive or psychologically controlling interfere with the development of autonomy. These tactics are linked to low self-esteem, depression, drug and alcohol use, and antisocial behavior—outcomes that often persist into early adulthood (Barber, Stolz, & Olsen, 2005; Bronte-Tinkew, Moore, & Carrano, 2006; Wissink, Deković, & Meijer, 2006).

In Chapter 2, we described the family as a *system* that must adapt to changes in its members. The rapid physical and

© ELLEN B. SENISI PHOTOGRAPHY

Parent–child relationships are vital for helping adolescents attain autonomy. Though teenagers benefit from freedom to explore ideas and make their own decisions, they need guidance and protection from dangerous situations.

psychological changes of adolescence trigger conflicting expectations in parent–child relationships. Earlier we noted that interest in making choices about personal matters strengthens in adolescence. Yet parents and teenagers—especially young teenagers—differ sharply on the appropriate age for granting certain privileges, such as control over clothing, school courses, going out with friends, and dating (Smetana, 2002). Consistent parental monitoring of the young person's daily activities, through a cooperative relationship in which the adolescent willingly discloses information, is linked to a variety of positive outcomes—prevention of delinquency, reduction in sexual activity, improved school performance, and positive psychological well-being (Crouter & Head, 2002; Jacobson & Crockett, 2000).

LOOK AND LISTEN

Ask an early adolescent and his or her parent for their views on when the young person is mature enough to begin dating, own a cell phone, create a Facebook page, and be given other privileges. Do adolescent and parent perspectives differ? ●

Parents' own development can also lead to friction with teenagers. While their children face a boundless future and a wide array of choices, middle-aged parents must accept the fact that their own possibilities are narrowing (Holmbeck, 1996). Often parents can't understand why the adolescent wants to skip family activities to be with peers. And teenagers fail to appreciate that parents want the family to spend as much time together as possible because an important period in their adult life—child rearing—will soon end.

Immigrant parents from cultures that place a high value on family closeness and obedience to authority have greater difficulty adapting to their teenagers' push for autonomy, often reacting more strongly to adolescent disagreement. And as adolescents acquire the host culture's language and are increasingly

exposed to its individualistic values, immigrant parents may become even more critical, causing teenagers to rely less on the family network for social support, disclosing less about peer relationships, potentially risky activities, and personal feelings (Yau, Tasopoulos-Chan, & Smetana, 2009). The resulting *acculturative stress* is associated with a decline in self-esteem and a rise in anxiety, depressive symptoms, and deviant behavior, including alcohol use and delinquency (Park, 2009; Suarez-Morales & Lopez, 2009; Warner et al., 2006).

Throughout adolescence, the quality of the parent–child relationship is the single most consistent predictor of mental health. In well-functioning families, teenagers remain attached to parents and seek their advice, but they do so in a context of greater freedom (Collins & Steinberg, 2006). The mild conflict that typically arises facilitates adolescent identity and autonomy by helping family members express and tolerate disagreement. Conflicts also inform parents of teenagers' changing needs and expectations, signaling a need for adjustments in the parent–child relationship.

By middle to late adolescence, most parents and children achieve this mature, mutual relationship, and harmonious interaction is on the rise. The reduced time that Western teenagers spend with parents—for U.S. youths, a drop from 33 percent of waking hours in fifth grade to 14 percent in twelfth grade—has little to do with conflict (Larson et al., 1996). Rather, it results from the large amount of unstructured time available to teenagers in North America and Western Europe—on average, nearly half their waking hours (Larson, 2001). Young people tend to fill these hours with activities that take them away from home—part-time jobs, leisure and volunteer pursuits, and time with friends.

But this drop in family time is not universal. In one study, urban low- and middle-SES African-American youths showed no decline in hours spent with family—a pattern typical in cultures with collectivist values (Larson et al., 2001). Furthermore, teenagers living in risky neighborhoods tend to have more trusting relationships with parents and adjust more favorably when parents maintain tighter control and pressure them not to engage in worrisome behaviors (McElhaney & Allen, 2001). In harsh surroundings, young people seem to interpret more measured granting of autonomy as a sign of parental caring.

Family Circumstances

As Franca and Antonio's experience with Louis reminds us, adult life stress can interfere with warm, involved parenting and, in turn, with children's adjustment at any period of development. But parents who are financially secure, not overloaded with job pressures, and content with their marriages usually find it easier to grant teenagers appropriate autonomy and experience less conflict with them (Cowan & Cowan, 2002; Crouter & Bumpus, 2001). When Franca and Antonio's work stress eased and they recognized Louis's need for more involvement and guidance, his problems subsided.

Among the minority of families with seriously troubled parent–adolescent relationships, most difficulties began in childhood (Collins & Laursen, 2004). Table 12.2 summarizes family conditions considered in earlier chapters that pose challenges for adolescents. Teenagers who develop well despite family stress continue to benefit from factors that fostered resilience in earlier years: an appealing, easy-going disposition; a parent who combines warmth with high expectations; and (especially if parental supports are lacking) bonds with prosocial adults outside the family who care deeply about the adolescent's well-being (Masten, 2001; Masten & Shaffer, 2006).

TABLE 12.2 Family Circumstances with Implications for Adolescent Adjustment

FAMILY CIRCUMSTANCE	TO REVIEW, TURN TO . . .
TYPE OF FAMILY	
Adoptive	Chapter 2, pages 57–59
Divorced single-parent	Chapter 10, pages 346–349
Blended	Chapter 10, pages 349–350
Employed mother and dual-earner	Chapter 10, pages 350–351
FAMILY CONDITIONS	
Economic hardship	Chapter 2, pages 61–62
Child maltreatment	Chapter 8, pages 281–283 Chapter 10, pages 352–354
Adolescent parenthood	Chapter 11, pages 378–380

Siblings

Like parent–child relationships, sibling interactions adapt to development at adolescence. As younger siblings become more self-sufficient, they accept less direction from their older brothers and sisters, and sibling influence declines. Also, as teenagers become more involved in friendships and romantic relationships, they invest less time and energy in siblings, who are part of the family from which they are trying to establish autonomy. As a result, sibling relationships often become less intense, in both positive and negative feelings (Hetherington, Henderson, & Reiss, 1999; Kim et al., 2006).

Nevertheless, attachment between siblings remains strong for most young people. Overall, siblings who established a positive bond in early childhood continue to display greater affection and caring, which contribute to more favorable adolescent adjustment (Kim et al., 2007; Samek & Rueter, 2011). Culture also influences quality of sibling relationships. In one study, Mexican-American adolescents who expressed a strong Mexican cultural orientation resolved sibling conflicts more cooperatively than did those more oriented toward U.S. individualistic values (Killoren, Thayer, & Updegraff, 2008).

Finally, mild sibling differences in perceived parental affection no longer trigger jealousy but, instead, predict greater sibling warmth (Feinberg et al., 2003). Perhaps adolescents interpret a unique relationship with parents, as long as it is generally accepting, as a gratifying sign of their own individuality.

Peer Relations

As adolescents spend less time with family members, peers become increasingly important. In industrialized nations, young people spend most of each weekday with agemates in school. Teenagers also spend much out-of-class time together, more in some cultures than others. For example, U.S. young people have about 50 hours of free time per week, Europeans about 45 hours, and East Asians about 33 hours (Larson, 2001). A shorter school year and less demanding academic standards, which lead American youths to devote much less time to schoolwork, account for this difference.

In the following sections, we will see that adolescent peer relations can be both positive and negative. At their best, peers serve as critical bridges between the family and adult social roles.

Friendships

Number of best friends declines from about four to six in early adolescence to one or two in adulthood (Hartup & Stevens, 1999). At the same time, the nature of the relationship changes.

Characteristics of Adolescent Friendships. When asked about the meaning of friendship, teenagers stress three characteristics. The most important is *intimacy,* or psychological closeness, which is supported by *mutual understanding* of each other's values, beliefs, and feelings. In addition, more than younger children, teenagers want their friends to be *loyal*—to stick up for them and not leave them for somebody else (Collins & Madsen, 2006).

As frankness and faithfulness increase, *self-disclosure* (sharing of private thoughts and feelings) between friends rises over the adolescent years (see Figure 12.1). As a result, teenage friends get to know each other better as personalities. In addition to the many characteristics that school-age friends share (see page 340 in Chapter 10), adolescent friends tend to be alike in identity status, educational aspirations, political beliefs, and willingness to try drugs and engage in lawbreaking acts. Over time, they become increasingly similar in these ways (Berndt & Murphy, 2002; Selfhout, Branje, & Meeus, 2008). Occasionally, however, teenagers choose friends with differing attitudes and values, which permits them to explore new perspectives within the security of a compatible relationship.

During adolescence, cooperation and mutual affirmation between friends increase—changes that reflect greater skill at preserving the relationship and sensitivity to a friend's needs and desires (De Goede, Branje, & Meeus, 2009). Adolescents also are less possessive of their friends than they were in childhood (Parker et al., 2005). Desiring a certain degree of autonomy for themselves, they recognize that friends need this, too.

Sex Differences in Friendships. ***TAKE A MOMENT...*** Ask several adolescent girls and boys to describe their close friendships. You are likely to find a consistent sex difference: Emotional closeness is more common between girls than between boys (Markovits, Benenson, & Dolensky, 2001). Girls frequently get together to "just talk," and their interactions contain more self-disclosure and supportive statements. In contrast, boys more often gather for an activity—usually sports and competitive games. Boys' discussions usually focus on achievements in sports and school and involve more competition and conflict (Brendgen et al., 2001; Rubin, Bukowski, & Parker, 2006).

Because of gender-role expectations, girls' friendships typically focus on communal concerns, boys' on achievement and status. Boys do form close friendship ties, but the quality of their friendships is more variable. Gender identity plays a role: Androgynous boys are just as likely as girls to form intimate same-sex ties, whereas highly "masculine" boys are less likely to do so (Jones & Dembo, 1989).

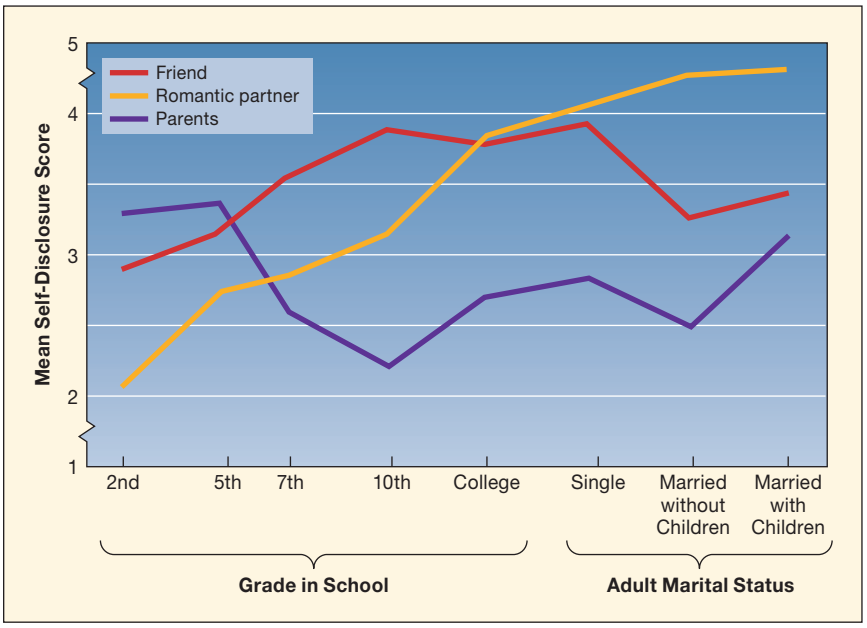

FIGURE 12.1 Age changes in reported self-disclosure to parents and peers, based on findings of several studies. Self-disclosure to friends increases steadily during adolescence, reflecting intimacy as a major basis of friendship. Self-disclosure to romantic partners also rises, but it does not surpass intimacy with friends until the college years. Self-disclosure to parents declines in early adolescence, a time of mild parent–child conflict. As family relationships readjust to the young person's increasing autonomy, self-disclosure to parents rises. (From D. Buhrmester, 1996, "Need Fulfillment, Interpersonal Competence, and the Developmental Contexts of Early Adolescent Friendship," in W. M. Bukowski, A. F. Newcomb, & W. W. Hartup [Eds.], *The Company They Keep: Friendship in Childhood and Adolescence,* New York: Cambridge University Press, p. 168. Reprinted with permission of Cambridge University Press.)

JENNA CITRUS/FLICKR/GETTY IMAGES

Compared to boys, adolescent girls place a higher value on emotional closeness, engaging in more self-disclosure and supportive statements with friends.

Friendship closeness has costs as well as benefits. When friends focus on deeper thoughts and feelings, they tend to *coruminate,* or repeatedly mull over problems and negative emotions. Corumination, while contributing to high friendship quality, also triggers anxiety and depression—symptoms more common among girls than among boys (Hankin, Stone, & Wright, 2010; Rose, Carlson, & Waller, 2007). And when conflict arises between intimate friends, more potential exists for one party to harm the other through relational aggression—for example, by divulging sensitive personal information to outsiders. Partly for this reason, girls' closest same-sex friendships tend to be of shorter duration than boys' (Benenson & Christakos, 2003).

Friendships on the Internet. Teenagers frequently use cell phones and the Internet to communicate with friends. About 75 percent of U.S. 12- to 17-year-olds own a cell phone, a rate that has nearly doubled during the past decade. Cell-phone texting has become the preferred means of electronic interaction between teenage friends, with cell calling second, followed by social networking sites and instant messaging (see Figure 12.2). Girls use cell phones to text and call their friends considerably more often than boys (Lenhart et al., 2010). These forms of online interaction seem to support friendship closeness. In several studies, as amount of online messaging between preexisting friends increased, so did young people's perceptions of intimacy in the relationship and feelings of well-being (Reich, Subrahmanyam, & Espinoza, 2012; Valkenburg & Peter, 2007a, 2007b, 2009). The effect is largely due to friends' online disclosure of personal information, such as worries, secrets, and romantic feelings.

Although mostly communicating with friends they know, teenagers are also drawn to meeting new people over the Internet. Social networking sites such as Facebook and MySpace (used by nearly three-fourths of U.S. teenagers) along with blogs, message boards, and chat rooms open up vast alternatives beyond their families, schools, and communities (Lenhart et al., 2010). Through these online ties, young people explore central adolescent issues—sexuality, challenges in parent and peer relationships, and identity issues, including attitudes and values—in contexts that grant anonymity and, therefore, may feel less threatening than similar everyday conversations (Subrahmanyam, Smahel, & Greenfield, 2006; Valkenburg & Peter, 2011). Online interactions with strangers also offer some teenagers vital social support. Young people suffering from depression, eating disorders, and other problems can access message boards where participants provide mutual assistance, including a sense of group belonging and acceptance (Whitlock, Powers, & Eckenrode, 2006).

But online communication also poses dangers. In unmonitored chat rooms, teenagers are likely to encounter degrading racial and ethnic slurs and sexually obscene and harassing remarks (Subrahmanyam & Greenfield, 2008). Furthermore, in a survey of a nationally representative sample of U.S. 10- to 17-year-olds, 14 percent reported having formed online close friendships or romances. Although some of these youths were well-adjusted, many reported high levels of conflict with parents, peer victimization, depression, and delinquency (Wolak, Mitchell, & Finkelhor, 2003). They also more often had been asked by online friends for face-to-face meetings and had attended those meetings—without telling their parents.

Finally, time devoted to social media is rising among older children and adolescents. For example, nearly 45 percent send more than 50 texts per day, and more than 70 percent use social networking sites for an average of 37 minutes per day. Some evidence suggests that very high social media use is linked to unsatisfying face-to-face social experiences, boredom, unhappiness, and Internet addiction (obsessive Internet use) (Pea et al., 2012; Rideout, Foehr, & Roberts, 2010; Smahel, Brown, & Blinka, 2012). Furthermore, high Internet consumers often engage in "face-to-face multitasking," such as texting at the dinner table or web surfing while chatting with friends (Abelson,

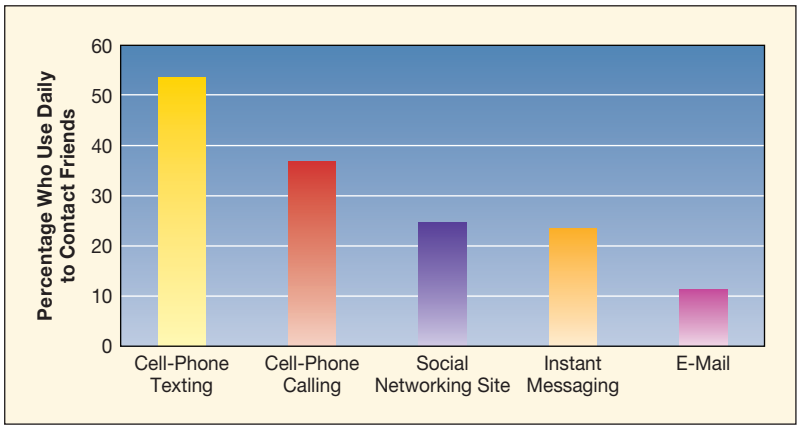

FIGURE 12.2 Percentage of U.S. 12- to 17-year-olds who use various communication channels daily to contact friends. A nationally representative sample of 800 U.S. 12- to 17-year-olds responded to a survey about their communication strategies with friends. Cell-phone texting emerged as the preferred channel, with over half of teenagers reporting that they used it daily. (Adapted from Lenhart et al., 2010.)

Ledeen, & Lewis, 2008). These behaviors detract from high-quality face-to-face communication.

In sum, the Internet's value for enabling convenient and satisfying interaction among teenage friends must be weighed against its potential for facilitating harmful social consequences. Parents are wise to point out the risks of Internet communication, including excessive use, harassment, and exploitation, and to insist that teenagers follow Internet safety rules (see *www.safeteens.com*).

Friendship and Adjustment. As long as adolescent friendships are high in trust, intimate sharing, and support and not characterized by relational aggression or attraction to antisocial behavior, they contribute to many aspects of psychological health and competence into early adulthood (Bukowski, 2001; Waldrip, 2008), for several reasons:

- *Close friendships provide opportunities to explore the self and develop a deep understanding of another.* Through open, honest communication, friends become sensitive to each other's strengths and weaknesses, needs and desires—a process that supports the development of self-concept, perspective taking, and identity.
- *Close friendships provide a foundation for future intimate relationships.* Recall from Figure 12.1 that self-disclosure to friends precedes disclosure to romantic partners. Conversations with teenage friends about sexuality and romance, along with the intimacy of friendship itself, may help adolescents establish and work out problems in romantic partnerships (Connolly & Goldberg, 1999).
- *Close friendships help young people deal with the stresses of adolescence.* By enhancing sensitivity to and concern for another, supportive friendships promote empathy, sympathy, and prosocial behavior. As a result, friendships contribute to involvement in constructive youth activities, avoidance of antisocial acts, and psychological well-being (Lansford et al., 2003; Wentzel, Barry, & Caldwell, 2004).
- *Close friendships can improve attitudes toward and involvement in school.* Close friendships promote good school adjustment, academically and socially (Wentzel, Barry, & Caldwell, 2004). When teenagers enjoy interacting with friends at school, they may begin to view all aspects of school life more positively.

LOOK AND LISTEN

Interview several adolescents about qualities they value most in their best friends. Ask how friendships have helped them cope with stress and resulted in other personal benefits. ●

Cliques and Crowds

In early adolescence, *peer groups* (see Chapter 10) become increasingly common and tightly knit. They are organized into **cliques,** groups of about five to seven members who are friends and, therefore, usually resemble one another in family background, attitudes, and values (Brown & Dietz, 2009). At first, cliques are limited to same-sex members. Among girls but not boys, being in a clique predicts academic and social competence. Clique membership is more important to girls, who use it as a context for expressing emotional closeness (Henrich et al., 2000). By midadolescence, mixed-sex cliques are common.

© THE STAR-LEDGER/BILL PERLMAN/THE IMAGE WORKS

These high school drama club members form a crowd, establishing relationships on the basis of shared abilities and interests. Crowd membership grants them an identity within the larger social structure of the school.

Among Western adolescents attending high schools with complex social structures, often several cliques with similar values form a larger, more loosely organized group called a **crowd.** Unlike the more intimate clique, membership in a crowd is based on reputation and stereotype, granting the adolescent an identity within the larger social structure of the school. Prominent crowds in a typical high school might include "brains" (nonathletes who enjoy academics), "jocks" (who are very involved in sports), "populars" (class leaders who are highly social and involved in activities), "partyers" (who value socializing but care little about schoolwork), "nonconformists" (who like unconventional clothing and music), "druggies" (who frequently use substances, engage in sexual risk-taking, and otherwise get into trouble), and "normals" (average to good students who get along with most other peers) (Kinney, 1999; Stone & Brown, 1999).

What influences the sorting of teenagers into cliques and crowds? Crowd affiliations are linked to strengths in adolescents' self-concepts, which reflect their abilities and interests (Prinstein & La Greca, 2002). Ethnicity also plays a role. Minority teenagers who associate with an ethnically defined crowd, as opposed to a crowd reflecting their abilities and interests, may be motivated by discrimination in their school or neighborhood. Alternatively, they may be expressing a strong ethnic identity (Brown et al., 2008). Family factors are important, too. In a study of 8,000 ninth to twelfth graders, adolescents who described their parents as authoritative were members of "brain," "jock," and "popular" groups that accepted both adult and peer reward systems. In contrast, boys with permissive parents aligned themselves with the "partyers" and "druggies," suggesting lack of identification with adult reward systems (Durbin et al., 1993).

These findings indicate that many peer-group values are extensions of ones acquired at home. Once adolescents join a clique or crowd, it can modify their beliefs and behavior. But the positive impact of having academically and socially skilled peers is greatest for teenagers whose own parents are authoritative. And the negative impact of having antisocial, drug-using friends is strongest for teenagers whose parents use less effective child-rearing styles (Mounts & Steinberg, 1995). In sum, family experiences affect the extent to which adolescents become like their peers over time.

As interest in dating increases, boys' and girls' cliques come together. Mixed-sex cliques provide boys and girls with models of how to interact and a chance to do so without having to be intimate (Connolly et al., 2004). By late adolescence, when boys and girls feel comfortable enough about approaching each other directly, the mixed-sex clique disappears (Connolly & Goldberg, 1999).

Crowds also decline in importance. As adolescents settle on personal values and goals, they no longer feel a need to broadcast, through dress, language, and activities, who they are. From tenth to twelfth grade, about half of young people switch crowds, mostly in favorable directions (Strouse, 1999). "Brains" and "normal" crowds grow and deviant crowds lose members as teenagers focus more on their future.

Dating

The hormonal changes of puberty increase sexual interest, but cultural expectations determine when and how dating begins. Asian youths start dating later and have fewer dating partners than young people in Western societies, which tolerate and even encourage romantic involvements from middle school on (see Figure 12.3). At age 12 to 14, these relationships are usually

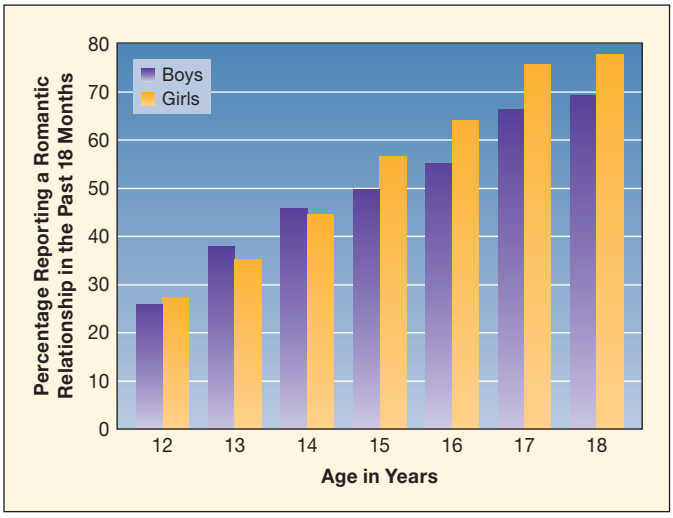

FIGURE 12.3 Increase in romantic relationships in adolescence. More than 16,000 U.S. youths responded to an interview in which they indicated whether they had been involved in a romantic relationship during the past 18 months. At age 12, about one-fourth of young people reported them, a figure that rose to about three-fourths at age 18. (Adapted from Carver, Joyner, & Udry, 2003.)

© SCOTT HORTOP/ALAMY

For this young couple out shopping together, dating extends the benefits of adolescent friendships, promoting sensitivity, empathy, self-esteem, and identity development.

casual, lasting only five months on average. By age 16, they have become steady relationships, continuing, on average, for nearly two years (Carver, Joyner, & Udry, 2003). Early adolescents tend to mention recreation and achieving peer status as reasons for dating. By late adolescence, as young people are ready for greater psychological intimacy, they seek dating partners who offer personal compatibility, companionship, affection, and social support (Collins & van Dulmen, 2006b; Meier & Allen, 2009).

The achievement of intimacy between dating partners typically lags behind that between friends. And positive relationships with parents and friends contribute to the development of warm romantic ties, whereas conflict-ridden parent–adolescent and peer relationships forecast hostile dating interactions (Connolly, Furman, & Konarski, 2000; Furman & Collins, 2009). Recall from Chapter 6 that according to ethological theory, early attachment bonds lead to an *internal working model,* or set of expectations about attachment figures, that guides later close relationships. Consistent with this idea, secure attachment to parents in infancy and childhood—together with recollections of that security in adolescence—predicts quality of teenagers' friendship and romantic ties (Collins & van Dulmen, 2006a; Collins, Welsh, & Furman, 2009). And in a study of high school seniors, secure models of parental attachment and supportive interactions with parents predicted secure models of friendship, which, in turn, were related to the security of romantic relationships (Furman et al., 2002).

Perhaps because early adolescent dating relationships are shallow and stereotyped, early dating is related to drug use, delinquency, and poor academic achievement (Eaton et al., 2007; Miller et al., 2009). These factors, along with a history of uninvolved parenting and aggression in family and peer relationships, increase the likelihood of dating violence. About 10 to 20 percent of adolescents are physically or sexually abused

by dating partners, with boys and girls equally likely to report being victims, and violence by one partner often returned by the other (Cyr, McDuff, & Wright, 2006; Williams et al., 2008). Mental health consequences are severe, including increased anxiety, depression, suicide attempts, and risky sexual behavior (Wekerle & Avgoustis, 2003). Young teenagers are better off sticking with group activities, such as parties and dances, before becoming involved with a steady boyfriend or girlfriend.

Gay and lesbian youths face special challenges in initiating and maintaining visible romances. Their first dating relationships seem to be short-lived and to involve little emotional commitment, but for reasons different from those of heterosexuals: They fear peer harassment and rejection (Diamond & Lucas, 2004). Recall from Chapter 11 that because of intense prejudice, homosexual adolescents often retreat into heterosexual dating. In addition, many have difficulty finding a same-sex partner because their gay and lesbian peers have not yet come out. Often their first contacts with other sexual-minority youths occur in support groups, where they are free to date publicly and can discuss concerns about coming out (Diamond, 2003).

As long as it does not begin too soon, dating provides lessons in cooperation, etiquette, and dealing with people in a wide range of situations. Among older teenagers, close romantic ties promote sensitivity, empathy, self-esteem, social support, and identity development. In addition, teenagers' increasing capacity for interdependence and compromise within dating enhances the quality of other peer relationships (Collins, Welsh, & Furman, 2009).

Still, about half of first romances do not survive high school graduation, and those that do usually become less satisfying (Shaver, Furman, & Buhrmester, 1985). Because young people are still forming their identities, high school couples often find that they have little in common after graduation. Nevertheless, warm, caring romantic ties in adolescence can have long-term implications. They are positively related to gratifying, committed relationships in early adulthood (Meier & Allen, 2009).

ASK YOURSELF

REVIEW Describe the distinct positive functions of friendships, cliques, and crowds in adolescence. What factors lead some friendships and peer-group ties to be harmful?

CONNECT How might gender intensification contribute to the shallow quality of early adolescent dating relationships?

APPLY Thirteen-year-old Mattie's parents are warm, firm in their expectations, and consistent in monitoring her activities. At school, Mattie met some girls who want her to tell her parents she's going to a friend's house and then, instead, join them at the beach for a party. Is Mattie likely to comply? Explain.

REFLECT How did family experiences influence your crowd membership in high school? How did your crowd membership influence your behavior?

Problems of Development

Most young people move through adolescence with little disturbance. But as we have seen, some encounter major disruptions in development, such as early parenthood, substance abuse, and school failure. In each instance, biological and psychological changes, families, schools, peers, communities, and culture combine to yield particular outcomes. Serious difficulties rarely occur in isolation but are usually interrelated—as is apparent in three additional problems of the teenage years: depression, suicide, and delinquency.

Depression

Depression—feeling sad, frustrated, and hopeless about life, accompanied by loss of pleasure in most activities and disturbances in sleep, appetite, concentration, and energy—is the most common psychological problem of adolescence. Among U.S. teenagers, 20 to 50 percent experience mild to moderate feelings of depression, bouncing back after a short time. More worrisome are the 15 to 20 percent who have had one or more major depressive episodes, a rate comparable to that of adults. From 2 to 8 percent are chronically depressed—gloomy and self-critical for many months and sometimes years (Graber & Sontag, 2009; Rushton, Forcier, & Schectman, 2002).

Serious depression affects only 1 to 2 percent of children, many of whom (especially girls) remain depressed in adolescence. In addition, depression increases sharply from ages 12 to 16 in industrialized nations, with many more girls than boys displaying adolescent onset. Teenage girls are twice as likely as boys to report persistent depressed mood—a difference sustained throughout the lifespan (Dekker et al., 2007; Hankin & Abela, 2005; Nolen-Hoeksema, 2006). If allowed to continue, depression seriously impairs social, academic, and vocational functioning. Unfortunately, the stereotypical view of adolescence as a period of storm and stress leads many adults to minimize the seriousness of adolescent depression, misinterpreting it as just a passing phase.

Factors Related to Depression. The precise combination of biological and environmental factors leading to depression varies from one individual to the next. Kinship studies reveal that heredity plays an important role (Glowinski et al., 2003). Genes can induce depression by affecting the balance of neurotransmitters in the brain, the development of brain regions involved in inhibiting negative emotion, or the body's hormonal response to stress.

But experience can also activate depression, promoting any of these biological changes. Parents of depressed children and adolescents display a high incidence of depression and other psychological disorders. Although a genetic risk may be passed from parent to child, in earlier chapters we saw that depressed or otherwise stressed parents often engage in maladaptive parenting. As a result, their child's emotional self-regulation,

EERE VAN DE VELDE/BRAND X PICTURES/GETTY IMAGES

In industrialized nations, stressful life events and gender-typed coping styles—passivity, dependency, and rumination—make adolescent girls more prone to depression than boys.

attachment, and self-esteem may be impaired, with serious consequences for many cognitive and social skills (Abela et al., 2005; Yap, Allen, & Ladouceur, 2008). Depressed youths usually display a learned-helpless attributional style (see Chapter 10) (Graber, 2004). In a vulnerable young person, numerous events can spark depression—for example, failing at something important, parental divorce, or the end of a close friendship or romantic partnership.

Sex Differences. Why are girls more prone to depression than boys? Biological changes associated with puberty cannot be responsible because the gender difference is limited to industrialized nations. In developing countries, rates of depression are similar for males and females and occasionally higher in males (Culbertson, 1997). Even in nations where females exceed males in depression, the size of the difference varies.

Instead, stressful life events and gender-typed coping styles seem to be responsible. Early-maturing girls are especially prone to depression (see Chapter 11). Adolescent gender intensification may strengthen girls' passivity, dependency, and tendency to ruminate on their anxieties and problems—maladaptive approaches to tasks expected of teenagers in complex cultures. Consistent with this explanation, adolescents who identify strongly with "feminine" traits ruminate more and are more depressed, regardless of their sex (Lopez, Driscoll, & Kistner, 2009; Papadakis et al., 2006). And having friends with depressive symptoms is linked to a rise in teenagers' own depressive symptoms, perhaps because corumination is high in such relationships (Conway et al., 2011).

Girls who repeatedly feel troubled and insecure develop an overly reactive physiological stress response and cope more poorly with future challenges (Hyde, Mezulis, & Abramson, 2008; Nolen-Hoeksema, 2006). In this way, stressful experiences and stress reactivity feed on one another, sustaining depression. Profound depression can lead to suicidal thoughts, which all too often are translated into action.

Suicide

The suicide rate increases from childhood to old age, but it jumps sharply at adolescence. Currently, suicide is the third-leading cause of death among American youths, after motor vehicle collisions and homicides. Perhaps because U.S. teenagers experience more stress and fewer supports than in the past, the adolescent suicide rate tripled between the mid-1960s and mid-1990s, followed by a slight decline (Spirito & Esposito-Smythers, 2006; U.S. Census Bureau, 2012b). At the same time, rates of adolescent suicide vary widely among industrialized nations—low in Greece, Italy, the Netherlands, and Spain; intermediate in Australia, Canada, Japan, and the United States; and high in Finland, New Zealand, and Singapore (Bridge, Goldstein, & Brent, 2006). These international differences remain unexplained.

Factors Related to Adolescent Suicide. Despite girls' higher rates of depression, the number of boys who kill themselves exceeds the number of girls by a ratio of 3 or 4 to 1. Girls make more unsuccessful suicide attempts and use methods from which they are more likely to be revived, such as a sleeping pill overdose. In contrast, boys tend to choose techniques that lead to instant death, such as firearms or hanging (Langhinrichsen-Rohling, Friend, & Powell, 2009). Gender-role expectations may contribute; less tolerance exists for feelings of helplessness and failed efforts in males than in females.

Possibly due to higher levels of support from extended families, African Americans and Hispanics have lower suicide rates than Caucasian Americans. Recently, however, suicide has risen among African-American adolescent males; the current rate approaches that of Caucasian-American males. And Native-American youths commit suicide at rates two to six times national averages (Balis & Postolache, 2008; U.S. Census Bureau, 2012b). High rates of profound family poverty, school failure, alcohol and drug use, and depression probably underlie these trends.

Gay, lesbian, and bisexual youths are also at high risk, attempting suicide three times as often as other adolescents. Those who have tried to kill themselves report more family conflict over their gender-atypical behavior, inner turmoil about their sexuality, and peer victimization due to their sexual orientation (D'Augelli et al., 2005).

Suicide tends to occur in two types of young people. The first group includes adolescents who are highly intelligent but solitary, withdrawn, and unable to meet their own standards or those of important people in their lives. Members of the second, larger group show antisocial tendencies and express their unhappiness through bullying, fighting, stealing, increased risk taking, and drug abuse (Evans, Hawton, & Rodham, 2004). Besides being hostile and destructive, they turn their anger and disappointment inward.

Suicidal adolescents often have a family history of emotional and antisocial disorders. In addition, they are likely to have experienced multiple stressful life events, including economic disadvantage, parental divorce, frequent parent–child conflict, and abuse and neglect. Stressors typically increase during the period preceding a suicide attempt or completion (Beautrais, 2003; Kaminski et al., 2010). Triggering events include parental blaming of the teenager for family problems, the breakup of an important peer relationship, or the humiliation of having been caught engaging in antisocial acts.

Public policies resulting in cultural disintegration have amplified suicide rates among Native-American youths. From the late 1800s to the 1970s, Native-American families were forced to enroll their children in government-run residential boarding schools designed to erase tribal affiliations. In these repressive institutions, children were not allowed to "be Indian" in any way—culturally, linguistically, artistically, or spiritually (Goldston et al., 2008). The experience left many young people academically unprepared and emotionally scarred, contributing to family and community disorganization in current and succeeding generations (Barnes, Josefowitz, & Cole, 2006; Howell & Yuille, 2004). Consequently, alcohol abuse, youth crime, and suicide rates escalated.

Why does suicide increase in adolescence? One factor seems to be teenagers' improved ability to plan ahead. Although some act impulsively, many young people take purposeful steps toward killing themselves. Other cognitive changes also contribute. Belief in the personal fable (see Chapter 11) leads many depressed young people to conclude that no one could possibly understand their intense pain. As a result, despair, hopelessness, and isolation deepen.

Prevention and Treatment. To prevent suicides, parents and teachers must be trained to pick up on the signals that a troubled teenager sends (see Table 12.3). Schools and community settings, such as recreational and religious organizations, can help by strengthening adolescents' connection with their cultural heritage and providing counseling and support (Goldston et al., 2008; Miller, 2011). Once a teenager takes steps toward suicide, staying with the young person, listening, and expressing compassion and concern until professional help can be obtained are essential.

Treatments for depressed and suicidal adolescents range from antidepressant medication to individual, family, and group therapy. Until the adolescent improves, removing weapons, knives, razors, scissors, and drugs from the home is vital. On a broader scale, gun-control legislation that limits adolescents' access to the most frequent and deadly suicide method in the United States would greatly reduce both the number of suicides and the high teenage homicide rate (Commission on Adolescent Suicide Prevention, 2005).

After a suicide, family and peer survivors need support to help them cope with grief, anger, and guilt over not having been able to help the victim. Teenage suicides often occur in clusters, with one death increasing the likelihood of others among depressed peers who knew the young person or heard about the suicide through the media (Bearman & Moody, 2004; Feigelman & Gorman, 2008). In view of this trend, an especially watchful eye must be kept on vulnerable adolescents after a suicide happens. Restraint by journalists in publicizing teenage suicides also aids prevention.

TABLE 12.3 Warning Signs of Suicide

Efforts to put personal affairs in order—smoothing over troubled relationships, giving away treasured possessions
Verbal cues—saying goodbye to family members and friends, making direct or indirect references to suicide ("I won't have to worry about these problems much longer"; "I wish I were dead")
Feelings of sadness, despondency, "not caring" anymore
Extreme fatigue, lack of energy, boredom
No desire to socialize; withdrawal from friends
Easily frustrated
Emotional outbursts—spells of crying or laughing, bursts of energy
Inability to concentrate, distractible
Decline in grades, absence from school, discipline problems
Neglect of personal appearance
Sleep change—loss of sleep or excessive sleepiness
Appetite change—eating more or less than usual
Physical complaints—stomachaches, backaches, headaches

Delinquency

Juvenile delinquents are children or adolescents who engage in illegal acts. Although youth crime has declined in the United States since the mid-1990s, 12- to 17-year-olds account for about 14 percent of police arrests, although they constitute only 8 percent of the population (U.S. Department of Justice, 2010). When asked directly and confidentially about lawbreaking, almost all teenagers admit to having committed some sort of offense—usually a minor crime, such as petty stealing or disorderly conduct (Flannery et al., 2003).

Both police arrests and self-reports show that delinquency rises over early and middle adolescence and then declines (Farrington, 2009; U.S. Department of Justice, 2010). Recall that antisocial behavior increases among teenagers as a result of heightened reward seeking and desire for peer approval. Over time, peers become less influential; decision making, emotional self-regulation, and moral reasoning improve; and young people enter social contexts (such as higher education, work, marriage, and career) that are less conducive to lawbreaking.

For most adolescents, a brush with the law does not forecast long-term antisocial behavior. But repeated arrests are cause for concern. Teenagers are responsible for 15 percent of violent offenses in the United States (U.S. Department of Justice, 2010).

Biology and Environment

Two Routes to Adolescent Delinquency

Persistent adolescent delinquency follows two paths of development, one involving a small number with an onset of conduct problems in childhood, the second a larger number with an onset in adolescence. The early-onset type is far more likely to lead to a life-course pattern of aggression and criminality (Moffitt, 2007). The late-onset type usually does not persist beyond the transition to early adulthood.

Both childhood-onset and adolescent-onset youths engage in serious offenses; associate with deviant peers; participate in substance abuse, unsafe sex, and dangerous driving; and spend time in correctional facilities. Why does antisocial activity more often continue and escalate into violence in the first group? Longitudinal studies yield similar answers to this question. Most research has focused on boys, but several investigations report that girls who were physically aggressive in childhood are also at risk for later problems—occasionally violent delinquency but more often other norm-violating behaviors and psychological disorders (Broidy et al., 2003; Chamberlain, 2003). Early relational aggression is linked to adolescent conduct problems as well.

Early-Onset Type

Early-onset youngsters seem to inherit traits that predispose them to aggressiveness (Pettit, 2004). For example, violence-prone boys are emotionally negative, restless, willful, and physically aggressive as early as age 2. They also show subtle deficits in cognitive functioning that seem to contribute to disruptions in the development of language, memory, and cognitive and emotional self-regulation (Moffitt, 2007; Shaw et al., 2003). Some have attention-deficit hyperactivity disorder (ADHD), which compounds their learning and self-control problems (see Chapter 9, pages 304–305).

Yet these biological risks are not sufficient to sustain antisocial behavior: Most early-onset boys decline in aggression over time. Among those who follow the life-course path, inept parenting transforms their undercontrolled style into defiance and persistent aggression (Brame, Nagin, & Tremblay, 2001; Broidy et al., 2003). As they fail academically and are rejected by peers, they befriend other deviant youths, who facilitate one another's violent behavior while relieving loneliness (see Figure 12.4) (Hughes, 2010; Lacourse et al., 2003). Limited cognitive and social skills result in high rates of school dropout and unemployment, contributing further to antisocial involvements. Often these boys experience their first arrest before age 14—a good indicator that they will be chronic offenders by age 18 (Patterson & Yoerger, 2002).

Preschoolers high in relational aggression also tend to be hyperactive and frequently in conflict with peers and adults (Willoughby, Kupersmidt, & Bryant, 2001). As these behaviors trigger peer rejection, relationally aggressive girls befriend other girls high in relational hostility, and their relational aggression rises (Werner & Crick, 2004). Adolescents high in relational aggression are often angry, vengeful, and defiant of adult rules. Among teenagers who combine physical and relational hostility, these oppositional reactions intensify, increasing the likelihood of serious antisocial activity (Harachi et al., 2006; Prinstein, Boergers, & Vernberg, 2001).

© CHROMORANGE/PICTURE-ALLIANCE/NEWSCOM

Delinquency—usually petty stealing and disorderly conduct—rises over early and middle adolescence and then declines. But a small percentage of young people engage in repeated, serious offenses and are at risk for a life of crime.

A small percentage become recurrent offenders, who commit most of these crimes, and some enter a life of crime. As the Biology and Environment box above reveals, childhood-onset conduct problems are far more likely to persist than conduct problems that first appear in adolescence.

Factors Related to Delinquency. In adolescence, the gender gap in physical aggression widens. Although girls account for about one in five adolescent arrests for violence, their offenses are largely limited to simple assault (such as pushing and spitting). Serious violent crime is mostly the domain of boys (Dahlberg & Simon, 2006). SES and ethnicity are strong predictors of arrests but only mildly related to teenagers' self-reports of antisocial acts. The difference is due to the tendency to arrest, charge, and punish low-SES ethnic minority youths more often than their higher-SES white and Asian counterparts (Farrington, 2009; U.S. Department of Justice, 2010).

Difficult temperament, low intelligence, poor school performance, peer rejection in childhood, and association with antisocial peers are linked to chronic delinquency (Laird et al.,

Late-Onset Type

Other youths first display antisocial behavior around the time of puberty, gradually increasing their involvement. Their conduct problems arise from the peer context of early adolescence, not from biological deficits and a history of unfavorable development. For some, quality of parenting may decline for a time, perhaps due to family stresses or the challenges of disciplining an unruly teenager (Moffitt, 2007). When age brings gratifying adult privileges, these youths draw on prosocial skills mastered before adolescence and abandon their antisocial ways.

A few late-onset youths do continue to engage in antisocial acts. The seriousness of their adolescent offenses seems to trap them in situations that close off opportunities for responsible behavior. Being employed or in school and forming positive, close relationships predict an end to criminal offending by age 20 to 25 (Clingempeel & Henggeler, 2003; Stouthamer-Loeber et al., 2004). In contrast, the longer antisocial young people spend in prison, the more likely they are to sustain a life of crime.

These findings suggest a need for a fresh look at policies aimed at stopping youth crime. Keeping youth offenders locked up for many years disrupts their vocational lives and access to social support during a crucial period of development, condemning them to a bleak future.

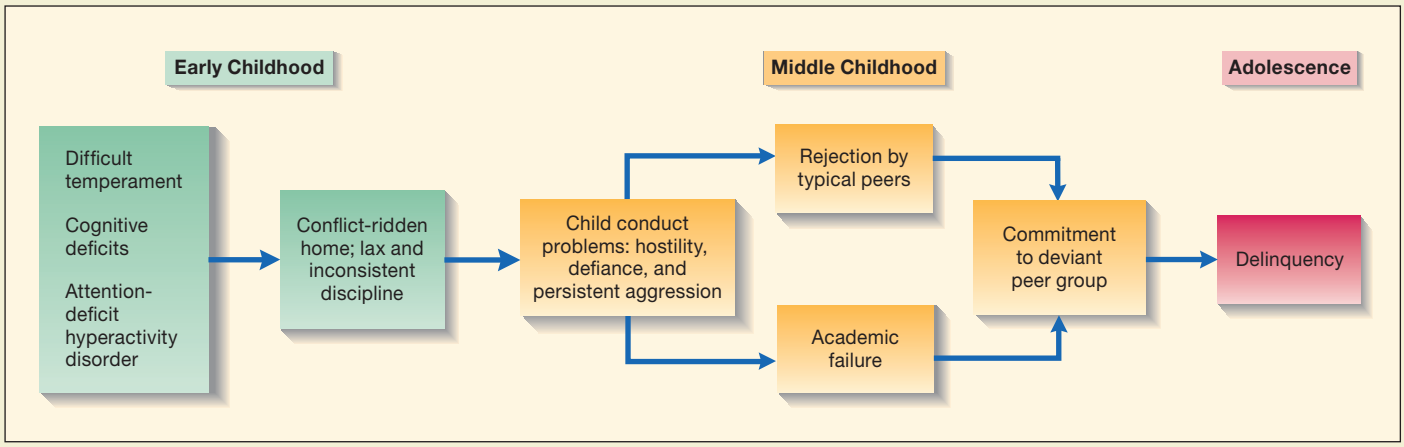

FIGURE 12.4 Path to chronic delinquency for adolescents with childhood-onset antisocial behavior. Difficult temperament and cognitive deficits characterize many of these youths in early childhood; some have attention-deficit hyperactivity disorder. Inept parenting transforms biologically based self-control difficulties into hostility and defiance.

2005). How do these factors fit together? One of the most consistent findings about delinquent youths is that their families are low in warmth, high in conflict, and characterized by harsh, inconsistent discipline and low monitoring (Barnes et al., 2006; Capaldi et al., 2002a). Because marital transitions often contribute to family discord and disrupted parenting, boys who experience parental separation and divorce are especially prone to delinquency (Farrington, 2004). And youth crime peaks on weekdays between 2:00 and 8:00 P.M., when many teenagers are unsupervised (U.S. Department of Justice, 2010).

Our discussion on page 259 in Chapter 8 explained how ineffective parenting can promote and sustain children's aggression, with boys—who are more active and impulsive—more often targets of parental anger, physical punishment, and inconsistency. When these child temperamental traits combine with emotionally negative, inept parenting, aggression rises sharply during childhood, leads to violent offenses in adolescence, and persists into adulthood (again, see the Biology and Environment box).

Teenagers commit more crimes in poverty-stricken neighborhoods with limited recreational and employment opportunities and high adult criminality (Leventhal, Duprere, & Brooks-Gunn, 2009). In such neighborhoods, adolescents have easy access to deviant peers, drugs, and firearms and are likely to be recruited into antisocial gangs, whose members commit the vast majority of violent delinquent acts. Furthermore, schools in these locales typically fail to meet students' developmental needs (Chung, Mulvey, & Steinberg, 2011; Flannery et al., 2003). Large classes, weak instruction, rigid rules, and reduced academic expectations and opportunities are associated with higher rates of lawbreaking, even after other influences are controlled.

Prevention and Treatment. Because delinquency has roots in childhood and results from events in several contexts, prevention must start early and take place at multiple levels (Frey et al., 2009). Positive family relationships, authoritative parenting, high-quality teaching in schools, and communities with healthy economic and social conditions go a long way toward reducing adolescent antisocial acts.

Lacking resources for effective prevention, many U.S. schools have implemented *zero tolerance policies,* which severely

punish all disruptive and threatening behavior, major and minor, usually with suspension or expulsion. Yet often these policies are implemented inconsistently: Low-SES minority students are two to three times as likely to be punished, especially for minor misbehaviors (Goode & Goode, 2007; Reppucci, Meyer, & Kostelnik, 2011). No evidence exists that zero tolerance achieves its objective of reducing youth aggression and other forms of misconduct (Stinchcomb, Bazemore, & Riestenberg, 2006). To the contrary, some studies find that by excluding students from school, zero tolerance heightens high school dropout and antisocial behavior.

Treating serious offenders requires an intensive, often lengthy approach, also directed at the multiple determinants of delinquency. The most effective methods include training parents in communication, monitoring, and discipline strategies and providing youths with experiences that improve cognitive and social skills, moral reasoning, anger management, and other aspects of emotional self-regulation (DiBiase et al., 2011; Heilbrun, Lee, & Cottle, 2005).

Yet even these multidimensional treatments can fall short if young people remain embedded in hostile home lives, antisocial peer groups, and fragmented neighborhoods. In a program called *multisystemic therapy,* counselors combined family intervention with integrating violent youths into positive school, work, and leisure activities and disengaging them from deviant peers. Compared with conventional services or individual therapy, the intervention led to greater improvement in parent–adolescent relationships and school performance, a dramatic drop in number of arrests, and—when participants did commit crimes—a reduction in their severity. Multisystemic therapy also helped limit family instability once youth offenders reached adulthood, as measured by involvement in civil suits over divorce, paternity, or child support (Borduin, 2007; Henggeler et al., 2009; Sawyer & Borduin, 2011). Efforts to create nonaggressive environments—at the family, community, and cultural levels—are needed to help delinquent youths and to foster healthy development of all young people.

ASK YOURSELF

REVIEW Why are adolescent girls at greater risk for depression and adolescent boys at greater risk for suicide?

CONNECT Reread the sections on adolescent pregnancy and substance abuse in Chapter 11. What factors do these problems have in common with suicide and delinquency?

APPLY Zeke had been well-behaved in elementary school, but at age 13 he started spending time with the "wrong crowd." At 16, he was arrested for property damage. Is Zeke likely to become a long-term offender? Why or why not?

SUMMARY

Erikson's Theory: Identity versus Role Confusion (p. 402)

According to Erikson, what is the major personality achievement of adolescence?

- Erikson viewed **identity** as the major personality achievement of adolescence. Young people who successfully resolve the psychological conflict of **identity versus role confusion** construct a unified self-definition based on self-chosen values and goals.

Self-Understanding (p. 402)

Describe changes in self-concept and self-esteem during adolescence.

- Cognitive changes enable adolescents to develop more organized, consistent self-descriptions, with social, personal, and moral values as key themes.
- Self-esteem further differentiates and, for most adolescents, rises. Authoritative parenting and encouragement from teachers support positive self-esteem.

Describe the four identity statuses, along with factors that promote identity development.

- Researchers evaluate progress in identity development on two key criteria: exploration and commitment. **Identity achievement** (exploration followed by commitment to values, beliefs, and goals) and **identity moratorium** (exploration without having reached commitment) are psychologically healthy identity statuses. Long-term **identity foreclosure** (commitment without exploration) and **identity diffusion** (lack of both exploration and commitment) are related to adjustment difficulties.

© KATHY MCLAUGHLIN/THE IMAGE WORKS

- An information-gathering cognitive style, healthy parental attachment, interaction with diverse peers, close friendships, and schools and communities offering rich and varied opportunities promote healthy identity development. Supportive parents, peers, and schools can foster a strong, secure **ethnic identity** among minority adolescents, who often must overcome **acculturative stress.** A **bicultural identity** offers additional emotional and social benefits.

Moral Development (p. 405)

Describe Kohlberg's theory of moral development, and evaluate its accuracy.

- Kohlberg organized moral development into three levels, each with two stages. At the **preconventional level,** morality is externally controlled and actions are judged by their consequences; at the **conventional level,** conformity to laws and rules is regarded as necessary for positive human relationships and societal order; and at the **postconventional level,** morality is defined by abstract, universal principles.

- A reexamination of Kohlberg's stages suggests that moral maturity can be found at Stages 3 and 4; few people attain the postconventional level. Because situational factors influence moral judgments, Kohlberg's stages are best viewed as loosely organized and overlapping.
- Contrary to Gilligan's claim, Kohlberg's theory does not underestimate the moral maturity of females but instead taps both justice and caring orientations.
- Compared with children, teenagers display more subtle reasoning about conflicts between personal choice and community obligation and are increasingly aware of the moral implications of following social conventions.

Describe influences on moral reasoning and its relationship to moral behavior.

- Factors contributing to moral maturity include warm, rational child-rearing practices, education level, and peer discussions of moral issues. In village societies, where moral cooperation is based on direct relations between people, moral reasoning rarely moves beyond Kohlberg's Stage 3. In collectivist cultures, moral dilemma responses are more other-directed than in Western societies.
- The connection between mature moral reasoning and action is only modest. Moral behavior is also influenced by empathy and guilt, temperament, history of morally relevant experiences, and **moral identity.** Although formal religious involvement declines in adolescence, most religiously affiliated teenagers are advantaged in moral values and behavior.
- Researchers favoring a pragmatic approach to morality assert that moral maturity varies depending on context and motivations.

Gender Typing (p. 414)

How does gender typing change in adolescence?

- Some research suggests that adolescence is a time of **gender intensification,** in which gender stereotyping of attitudes and behavior increases, though evidence is mixed.

The Family (p. 414)

Discuss changes in parent–child and sibling relationships during adolescence.

- In their quest for **autonomy,** adolescents rely more on themselves and less on parents for decision making. Teenagers deidealize their parents, often questioning parental authority. Warm, supportive parenting, appropriate demands for maturity, and consistent monitoring predict favorable outcomes.
- Sibling influence declines as adolescents separate from the family and turn toward peers. Still, attachment to siblings remains strong for most young people.

Peer Relations (p. 417)

Describe adolescent friendships, peer groups, and dating relationships and their consequences for development.

- Adolescent friendships are based on intimacy, mutual understanding, and loyalty and contain more self-disclosure. Girls place greater emphasis on emotional closeness, boys on shared activities and accomplishments.
- Online communication supports closeness with existing friends. Though online communication with strangers provides some teenagers with vital social support, it also poses risks. High social media use is linked to unsatisfying face-to-face social experiences.
- Adolescent friendships—when not characterized by relational aggression or attraction to antisocial behavior—promote self-concept, perspective taking, identity, and the capacity for intimate relationships. They also help young people deal with stress and can foster improved attitudes toward and involvement in school.
- Adolescent peer groups are organized into **cliques,** particularly important to girls, and **crowds,** which grant teenagers an identity within the larger social structure of the school. With interest in dating, mixed-sex cliques increase in importance. Both cliques and crowds diminish as teenagers settle on personal values and goals.
- Intimacy in dating relationships lags behind that between friends. Positive relationships with parents and friends contribute to secure romantic ties.

© SCOTT HORTOP/ALAMY

Problems of Development (p. 421)

Describe factors related to adolescent depression and suicide.

- Depression is the most common psychological problem of adolescence, with girls at greater risk in industrialized nations. Combinations of biological and environmental factors are implicated, including heredity, maladaptive parenting, a learned-helpless attributional style, and negative life events.
- The suicide rate increases sharply at adolescence. Although teenage girls make more unsuccessful suicide attempts, boys account for more deaths. Teenagers at risk for suicide may be withdrawn but more often are antisocial. Family turmoil is common in the backgrounds of suicidal adolescents.

Discuss factors related to delinquency.

- Delinquency rises over early and middle adolescence and then declines. But only a few teenagers are serious repeat offenders—usually boys with a childhood history of conduct problems.
- A family environment low in warmth, high in conflict, and characterized by inconsistent discipline and low monitoring is consistently related to delinquency, as are poverty-stricken neighborhoods with high crime rates and ineffective schools.

Important Terms and Concepts

acculturative stress (p. 406)
autonomy (p. 415)
bicultural identity (p. 406)
clique (p. 419)
conventional level (p. 408)
crowd (p. 419)
ethnic identity (p. 406)
gender intensification (p. 414)
identity (p. 402)
identity achievement (p. 403)
identity diffusion (p. 403)
identity foreclosure (p. 403)
identity moratorium (p. 403)
identity versus role confusion (p. 402)
moral identity (p. 411)
postconventional level (p. 408)
preconventional level (p. 407)

milestones

Development in Adolescence

© BOB DAEMMRICH/PHOTOEDIT

Early Adolescence: 11–14

PHYSICAL

- If a girl, reaches peak of growth spurt. (363)
- If a girl, adds more body fat than muscle. (363–364)
- If a girl, starts to menstruate. (366)
- If a boy, begins growth spurt. (363)
- If a boy, starts to ejaculate seminal fluid. (366)
- Is likely to be aware of sexual orientation. (376)
- If a girl, motor performance increases gradually, leveling off by age 14. (364)
- Reacts more strongly to stressful events; shows heightened sensation-seeking and risk-taking behavior. (367–368)

COGNITIVE

- Gains in hypothetico-deductive reasoning and propositional thought. (383–384)
- Gains in scientific reasoning—coordinating theory with evidence—on complex, multivariable tasks. (385)
- Becomes more self-conscious and self-focused. (386–387)
- Becomes more idealistic and critical. (387)
- Metacognition and self-regulation continue to improve. (367–368, 385)

EMOTIONAL/SOCIAL

- Self-concept includes abstract descriptors unifying separate personality traits, but these are not interconnected and often contradictory. (402)
- In striving for autonomy, spends less time with parents and siblings, more time with peers. (416–417)
- Friendships decline in number and are based on intimacy, mutual understanding, and loyalty. (417)
- Peer groups become organized around same-sex cliques. (419)
- In high schools with complex social structures, cliques with similar values form crowds. (419)

© CINDY CHARLES/PHOTOEDIT

© RUDY VON BRIEL/PHOTOEDIT

Middle Adolescence: 14–16

PHYSICAL

- If a girl, completes growth spurt. (363)
- If a boy, reaches peak of growth spurt. (363)
- If a boy, voice deepens. (366)
- If a boy, adds muscle while body fat declines. (363)
- If a boy, motor performance improves dramatically. (364)
- May have had sexual intercourse. (375)

COGNITIVE

- Continues to improve in hypothetico-deductive reasoning and propositional thought. (383–384)
- Continues to improve in scientific reasoning, following a similar sequential order on different types of tasks. (385–386)

© BOB DAEMMRICH/PHOTOEDIT

Note: Numbers in parentheses indicate the page or pages on which each milestone is discussed.

- Becomes less self-conscious and self-focused. (386–387)
- Improves in decision making. (387–388)

EMOTIONAL/SOCIAL

- Combines features of the self into an organized self-concept. (402)
- Self-esteem differentiates further and tends to rise. (402–403)
- In most cases, begins to move from "lower" to "higher" identity statuses. (404)
- Increasingly emphasizes ideal reciprocity and societal laws as the basis for resolving moral dilemmas. (408–409)
- Engages in more subtle reasoning about conflicts between moral, social-conventional, and personal-choice issues. (409–410)

© JIM WEST/ALAMY

- Mixed-sex cliques become common. (420)
- Has probably started dating. (420)

Late Adolescence: 16–18

PHYSICAL

- If a boy, completes growth spurt. (363)
- If a boy, gains in motor performance continue. (364)

© ZUMA PRESS, INC./ALAMY

COGNITIVE

- Continues to improve in metacognition, scientific reasoning, and decision making. (385–386, 387–388)

EMOTIONAL/SOCIAL

- Self-concept emphasizes personal and moral values. (402)
- Continues to construct an identity, typically moving to higher identity statuses. (404–405)
- Continues to advance in maturity of moral reasoning. (408–409)
- Cliques and crowds decline in importance. (420)
- Seeks psychological intimacy in romantic ties, which last longer. (420–421)

© UPPER CUT IMAGES/ALAMY

© SPENCER GRANT/PHOTOEDIT

chapter 13

© CEZARO DE LUCA/EPA/CORBIS

Early adulthood brings momentous changes—among them, choosing a vocation, starting full-time work, and attaining economic independence. This Argentinean forensic anthropologist, who recently completed her higher education, has joined a team identifying people who went missing several decades ago, during a dark period of her country's history.

Physical and Cognitive Development in Early Adulthood

The back seat and trunk piled high with belongings, 23-year-old Sharese hugged her mother and brother goodbye, jumped in the car, and headed toward the interstate with a sense of newfound freedom mixed with apprehension. Three months earlier, the family had watched proudly as Sharese received her bachelor's degree in chemistry from a small university 40 miles from her home. Her college years had been a time of gradual release from economic and psychological dependency on her family. She returned home periodically on weekends and lived there during the summer months. Her mother supplemented Sharese's loans with a monthly allowance. But this day marked a turning point. She was moving to her own apartment in a city 800 miles away, with plans to work on a master's degree. With a teaching assistantship and a student loan, Sharese felt more "on her own" than at any previous time in her life.

© MARTY HEITNER/THE IMAGE WORKS

During her college years, Sharese made lifestyle changes and settled on a vocational direction. Overweight throughout high school, she lost 20 pounds in her sophomore year, revised her diet, and began an exercise regimen by joining the university's Ultimate Frisbee team, eventually becoming its captain. A summer spent as a counselor at a camp for chronically ill children helped convince Sharese to apply her background in science to a career in public health.

Still, two weeks before she was to leave, Sharese confided in her mother that she had doubts about her decision. "Sharese," her mother advised, "we never know if our life choices are going to suit us just right, and most times they aren't perfect. It's what we make of them—how we view and mold them—that turns them into successes." So Sharese embarked on her journey and found herself face-to-face with a multitude of exciting challenges and opportunities.

In this chapter, we take up the physical and cognitive sides of early adulthood, which extends from about age 18 to 40. As noted in Chapter 1, the adult years are difficult to divide into discrete periods because the timing of important milestones varies greatly among individuals—much more so than in childhood and adolescence. But for most people, early adulthood involves a common set of tasks: leaving home, completing education, beginning full-time work, attaining economic independence, establishing a long-term sexually and emotionally intimate relationship, and starting a family. These are energetic decades filled with momentous decisions that, more than any other time of life, offer the potential for living to the fullest.

chapter outline

PHYSICAL DEVELOPMENT

Biological Aging Is Under Way in Early Adulthood

Aging at the Level of DNA and Body Cells • Aging at the Level of Tissues and Organs

BIOLOGY AND ENVIRONMENT Telomere Length: A Marker of the Impact of Life Circumstances on Biological Aging

Physical Changes

Cardiovascular and Respiratory Systems • Motor Performance • Immune System • Reproductive Capacity

Health and Fitness

Nutrition • Exercise • Substance Abuse • Sexuality • Psychological Stress

SOCIAL ISSUES: HEALTH The Obesity Epidemic: How Americans Became the Heaviest People in the World

COGNITIVE DEVELOPMENT

Changes in the Structure of Thought

Perry's Theory: Epistemic Cognition • Labouvie-Vief's Theory: Pragmatic Thought and Cognitive-Affective Complexity

Expertise and Creativity

The College Experience

Psychological Impact of Attending College • Dropping Out

Vocational Choice

Selecting a Vocation • Factors Influencing Vocational Choice • Vocational Preparation of Non-College-Bound Young Adults

SOCIAL ISSUES: EDUCATION Masculinity at Work: Men Who Choose Nontraditional Careers

PHYSICAL DEVELOPMENT

We have seen that throughout childhood and adolescence, the body grows larger and stronger, coordination improves, and sensory systems gather information more effectively. Once body structures reach maximum capacity and efficiency, **biological aging,** or **senescence,** begins—genetically influenced declines in the functioning of organs and systems that are universal in all members of our species. Like physical growth, however, biological aging varies widely across parts of the body, and individual differences are great—variation that the *lifespan perspective* helps us understand. A host of contextual factors—including each person's genetic makeup, lifestyle, living environment, and historical period—influence biological aging, each of which can accelerate or slow age-related declines (Arking, 2006). As a result, the physical changes of the adult years are, indeed, *multidimensional* and *multidirectional* (see page 9 in Chapter 1).

In the following sections, we examine the process of biological aging. Then we turn to physical and motor changes already under way in early adulthood. As you will see, biological aging can be modified substantially through behavioral and environmental interventions. During the twentieth century, improved nutrition, medical treatment, sanitation, and safety added 25 to 30 years to *average life expectancy* in industrialized nations, a trend that is continuing (see Chapter 1, page 8). We will take up life expectancy in greater depth in Chapter 17.

Biological Aging Is Under Way in Early Adulthood

At an intercollegiate tournament, Sharese dashed across the playing field for hours, leaping high to catch Frisbees sailing her way. In her early twenties, she is at her peak in strength, endurance, sensory acuteness, and immune system responsiveness. Yet over the next two decades, she will age and, as she moves into middle and late adulthood, will show more noticeable declines.

Biological aging is the combined result of many causes, some operating at the level of DNA, others at the level of cells, and still others at the level of tissues, organs, and the whole organism. Hundreds of theories exist, indicating that our understanding is incomplete (Arking, 2006). For example, one popular idea—the *"wear-and-tear" theory*—is that the body wears out from use. But no relationship exists between physical activity and early death. To the contrary, regular, moderate-to-vigorous exercise predicts healthier, longer life for people differing widely in SES and ethnicity (Ruiz et al., 2011; Stessman et al., 2005). We now know that this "wear-and-tear" theory is an oversimplification.

© MOODBOARD/ALAMY

This whitewater kayaker, in his early twenties, is at his peak in strength, endurance, and sensory acuteness.

Aging at the Level of DNA and Body Cells

Current explanations of biological aging at the level of DNA and body cells are of two types: (1) those that emphasize the *programmed effects of specific genes* and (2) those that emphasize the *cumulative effects of random events* that damage genetic and cellular material. Support for both views exists, and a combination may eventually prove to be correct.

Genetically programmed aging receives some support from kinship studies indicating that longevity is a family trait. People whose parents had long lives tend to live longer themselves. And greater similarity exists in the lifespans of identical than fraternal twins. But the heritability of longevity is modest, ranging from .15 to .35 for age at death and from .27 to .57 for various measures of current biological age, such as strength of hand grip, respiratory capacity, blood pressure, and bone density (Cevenini et al., 2008; Dutta et al., 2011; Gögele et al., 2011). Rather than inheriting longevity directly, people probably inherit risk and protective factors, which influence their chances of dying earlier or later.

One "genetic programming" theory proposes the existence of "aging genes" that control certain biological changes, such as menopause, gray hair, and deterioration of body cells. The strongest evidence for this view comes from research showing that human cells allowed to divide in the laboratory have a lifespan of 50 divisions, plus or minus 10 (Hayflick, 1998). With each duplication, a special type of DNA called **telomeres**—located at the ends of chromosomes, serving as a "cap" to protect the ends from destruction—shortens. Eventually, so little remains that the cells no longer duplicate at all. Telomere shortening acts as a brake against somatic mutations (such as those involved in cancer), which become more likely as cells duplicate (Shay & Wright, 2011). But an increase in the number of senescent cells (ones with short telomeres) also contributes to age-related disease, loss of function, and earlier mortality (Epel et al., 2009; Shin et al., 2006). As the Biology and Environment box on the following page reveals, researchers have begun to

Biology and Environment

Telomere Length: A Marker of the Impact of Life Circumstances on Biological Aging

In the not-too-distant future, your annual physical exam may include an assessment of the length of your *telomeres*—DNA at the ends of chromosomes, which safeguard the stability of your cells. Telomeres shorten with each cell duplication; when they drop below a critical length, the cell can no longer divide and becomes senescent (see Figure 13.1). Although telomeres shorten with age, the rate at which they do so varies greatly. An enzyme called *telomerase* prevents shortening and can even reverse the trend, causing telomeres to lengthen and, thus, protecting the aging cell.

Over the past decade, research examining the influence of life circumstances on telomere length has exploded. A well-established finding is that chronic illnesses, such as cardiovascular disease and cancer, hasten telomere shortening in white blood cells, which play a vital role in the immune response (see page 437). Telomere shortening, in turn, predicts more rapid disease progression and earlier death (Fuster & Andres, 2006).

Accelerated telomere shortening has been linked to a variety of unhealthy behaviors, including cigarette smoking and the physical inactivity and overeating that lead to obesity and to insulin resistance, which often precedes type 2 diabetes (Epel et al., 2006; Gardner et al., 2005). Unfavorable health conditions may alter telomere length as early as the prenatal period, with possible long-term negative consequences for biological aging. In research on rats, poor maternal nutrition during pregnancy resulted in low birth weight and development of shorter telomeres in kidney and heart tissue (Jennings et al., 1999; Tarry-Adkins et al., 2008). In a related human investigation, preschoolers who had been low-birth-weight as infants had shorter telomeres in their white blood cells than did their normal-birth-weight agemates (Raqib et al., 2007).

Persistent psychological stress—in childhood, abuse or bullying; in adulthood, parenting a child with a chronic illness or caring for an elder with dementia—is linked to reduced telomerase activity and telomere shortness in white blood cells (Damjanovic et al., 2007; McEwen, 2007; Shalev, 2012; Simon et al., 2006). Can stress actually modify telomeres? In a laboratory experiment, researchers exposed human white blood cells to the stress hormone cortisol. The cells responded by decreasing production of telomerase (Choi, Fauce, & Effros, 2008).

Fortunately, when adults make positive lifestyle changes, telomeres seem to respond accordingly. In a study of obese women, those who responded to a lifestyle intervention with reduced psychological stress and healthier eating behaviors also displayed gains in telomerase activity (Daubenmier et al., 2012). In another investigation of men varying widely in age, greater maximum vital capacity of the lungs (a measure of physical fitness) was associated with reduced age-related accumulation of senescent white blood cells (Spielmann et al., 2011).

Currently, researchers are working on identifying sensitive periods of telomere change—times when telomeres are most susceptible to modification. Early intervention—for example, enhanced prenatal care and interventions to reduce obesity in childhood—may be particularly powerful. But telomeres are changeable well into late adulthood (Epel et al., 2009). As our understanding of predictors and consequences of telomere length expands, it may become an important index of health and aging throughout life.

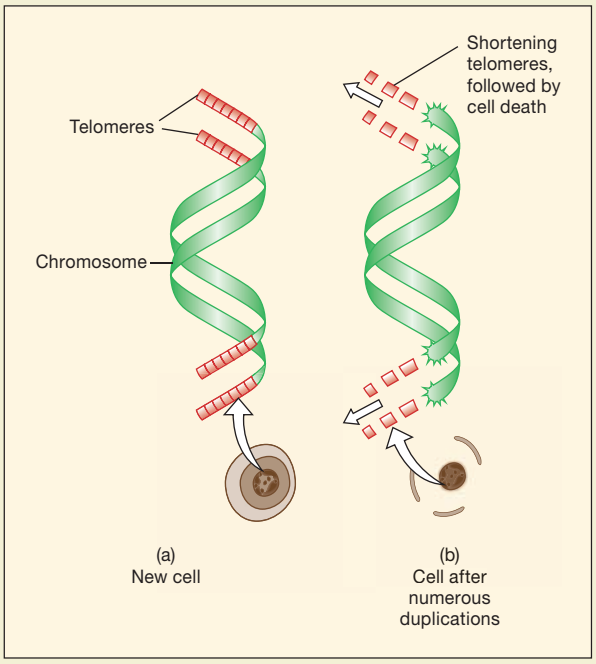

FIGURE 13.1 Telomeres at the ends of chromosomes. (a) Telomeres in a newly created cell. (b) With each cell duplication, telomeres shorten; when too short, they expose DNA to damage, and the cell dies.

identify health behaviors and psychological states that accelerate telomere shortening—powerful biological evidence that certain life circumstances compromise longevity.

According to an alternative, "random events" theory, DNA in body cells is gradually damaged through spontaneous or externally caused mutations. As these accumulate, cell repair and replacement become less efficient, and abnormal cancerous cells are often produced. Animal studies confirm an increase in DNA breaks and deletions and damage to other cellular material with age. Similar evidence is accruing for humans (Freitas & Magalhães, 2011).

One hypothesized cause of age-related DNA and cellular abnormalities is the release of **free radicals**—naturally occurring, highly reactive chemicals that form in the presence of oxygen.

RONNIE KAUFMAN/LARRY HIRSHOWITZ/BLEND IMAGES/GETTY IMAGES

Kinship studies indicate that longevity is a family trait. In addition to favorable heredity, these grandsons will likely benefit from the model of a fit, active grandfather who buffers stress by enjoying life.

(Radiation and certain pollutants and drugs can trigger similar effects.) When oxygen molecules break down within the cell, the reaction strips away an electron, creating a free radical. As it seeks a replacement from its surroundings, it destroys nearby cellular material, including DNA, proteins, and fats essential for cell functioning. Free radicals are thought to be involved in more than 60 disorders of aging, including cardiovascular disease, neurological disorders, cancer, cataracts, and arthritis (Cutler & Mattson, 2006; Stohs, 2011). Although our bodies produce substances that neutralize free radicals, some harm occurs, and it accumulates over time.

Some researchers believe that genes for longevity work by defending against free radicals. In support of this view, animal species with longer life expectancies tend to display slower rates of free-radical damage to DNA (Sanz, Pamplona, & Barja, 2006). But contrary evidence also exists. Experimental manipulation of the mouse genome, by either augmenting or deleting antioxidant genes, has no impact on longevity. And scientists have identified a cave-dwelling salamander with exceptional longevity—on average, 68 years, making it the longest-living amphibian—with no unusual genetic defenses against free-radical damage (Speakman & Selman, 2011).

Research suggests that foods low in saturated fat and rich in vitamins can forestall free-radical damage (Bullo, Lamuela-Raventos, & Salas-Salvado, 2011). Nevertheless, the role of free radicals in aging is controversial.

Aging at the Level of Tissues and Organs

What consequences might age-related DNA and cellular deterioration have for the overall structure and functioning of organs and tissues? There are many possibilities. Among those with clear support is the **cross-linkage theory of aging.** Over time, protein fibers that make up the body's connective tissue form bonds, or links, with one another. When these normally separate fibers cross-link, tissue becomes less elastic, leading to many negative outcomes, including loss of flexibility in the skin and other organs, clouding of the lens of the eye, clogging of arteries, and damage to the kidneys. Like other aspects of aging, cross-linking can be reduced by external factors, including regular exercise and a healthy diet (Kragstrup, Kjaer, & Mackey, 2011; Wickens, 2001).

Gradual failure of the endocrine system, which produces and regulates hormones, is yet another route to aging. An obvious example is decreased estrogen production in women, which culminates in menopause. Because hormones affect many body functions, disruptions in the endocrine system can have widespread effects on health and survival. For example, a gradual drop in growth hormone (GH) is associated with loss of muscle and bone mass, addition of body fat, thinning of the skin, and decline in cardiovascular functioning. In adults with abnormally low levels of GH, hormone therapy can slow these symptoms, but it has serious side effects, including increased risk of fluid retention in tissues, muscle pain, and cancer (Harman & Blackman, 2004; Ceda et al., 2010). So far, diet and physical activity are safer ways to limit these aspects of biological aging.

Finally, declines in immune system functioning contribute to many conditions of aging, including increased susceptibility to infectious disease and cancer and changes in blood vessel walls associated with cardiovascular disease. Decreased vigor of the immune response seems to be genetically programmed, but other aging processes we have considered (such as weakening of the endocrine system) can intensify it (Alonso-Férnandez & De la Fuente, 2011; Hawkley & Cacioppo, 2004). Indeed, combinations of theories—the ones just reviewed as well as others—are needed to explain the complexities of biological aging. With this in mind, let's turn to physical signs and other characteristics of aging.

Physical Changes

During the twenties and thirties, changes in physical appearance and declines in body functioning are so gradual that most are hardly noticeable. Later, they will accelerate. The physical changes of aging are summarized in Table 13.1. We will examine several in detail here and take up others in later chapters. Before we begin, let's note that these trends are derived largely from cross-sectional studies. Because younger cohorts have experienced better health care and nutrition, cross-sectional evidence can exaggerate impairments associated with aging. Fortunately, longitudinal evidence is expanding, helping to correct this picture.

Cardiovascular and Respiratory Systems

During her first month in graduate school, Sharese pored over research articles on cardiovascular functioning. In her African-American extended family, her father, an uncle, and three aunts had died of heart attacks in their forties and fifties. These tragedies prompted Sharese to enter the field of public health in hopes

TABLE 13.1 Physical Changes of Aging

ORGAN OR SYSTEM	TIMING OF CHANGE	DESCRIPTION
Sensory		
Vision	From age 30	As the lens stiffens and thickens, ability to focus on close objects declines. Yellowing of the lens, weakening of muscles controlling the pupil, and clouding of the vitreous (gelatin-like substance that fills the eye) reduce light reaching the retina, impairing color discrimination and night vision. Visual acuity, or fineness of discrimination, decreases, with a sharp drop between ages 70 and 80.
Hearing	From age 30	Sensitivity to sound declines, especially at high frequencies but gradually extending to all frequencies. Change is more than twice as rapid for men as for women.
Taste	From age 60	Sensitivity to the four basic tastes—sweet, salty, sour, and bitter—is reduced. This may be due to factors other than aging, since number and distribution of taste buds do not change.
Smell	From age 60	Loss of smell receptors reduces ability to detect and identify odors.
Touch	Gradual	Loss of touch receptors reduces sensitivity on the hands, particularly the fingertips.
Cardiovascular	Gradual	As the heart muscle becomes more rigid, maximum heart rate decreases, reducing the heart's ability to meet the body's oxygen requirements when stressed by exercise. As artery walls stiffen and accumulate plaque, blood flow to body cells is reduced.
Respiratory	Gradual	Under physical exertion, respiratory capacity decreases and breathing rate increases. Stiffening of connective tissue in the lungs and chest muscles makes it more difficult for the lungs to expand to full volume.
Immune	Gradual	Shrinking of the thymus limits maturation of T cells and disease-fighting capacity of B cells, impairing the immune response.
Muscular	Gradual	As nerves stimulating them die, fast-twitch muscle fibers (responsible for speed and explosive strength) decline in number and size to a greater extent than slow-twitch fibers (which support endurance). Tendons and ligaments (which transmit muscle action) stiffen, reducing speed and flexibility of movement.
Skeletal	Begins in the late thirties, accelerates in the fifties, slows in the seventies	Cartilage in the joints thins and cracks, leading bone ends beneath it to erode. New cells continue to be deposited on the outer layer of the bones, and mineral content of bone declines. The resulting broader but more porous bones weaken the skeleton and make it more vulnerable to fracture. Change is more rapid in women than in men.
Reproductive	In women, accelerates after age 35; in men, begins after age 40	Fertility problems (including difficulty conceiving and carrying a pregnancy to term) and risk of having a baby with a chromosomal disorder increase.
Nervous	From age 50	Brain weight declines as neurons lose water content and die, mostly in the cerebral cortex, and as ventricles (spaces) within the brain enlarge. Development of new synapses and limited generation of new neurons can, in part, compensate for these declines.
Skin	Gradual	Epidermis (outer layer) is held less tightly to the dermis (middle layer); fibers in the dermis and hypodermis (inner layer) thin; fat cells in the hypodermis decline. As a result, the skin becomes looser, less elastic, and wrinkled. Change is more rapid in women than in men.
Hair	From age 35	Grays and thins.
Height	From age 50	Loss of bone strength leads to collapse of disks in the spinal column, leading to a height loss of as much as 2 inches by the seventies and eighties.
Weight	Increases to age 50; declines from age 60	Weight change reflects a rise in fat and a decline in muscle and bone mineral. Since muscle and bone are heavier than fat, the resulting pattern is weight gain followed by loss. Body fat accumulates on the torso and decreases on the extremities.

Sources: Arking, 2006; Lemaitre et al., 2012; Whitbourne, 1996.

of finding ways to relieve health problems among black Americans. *Hypertension,* or high blood pressure, occurs 12 percent more often in the U.S. black than in the U.S. white population; the rate of death from heart disease among African Americans is 30 percent higher (American Heart Association, 2012).

Sharese was surprised to learn that fewer age-related changes occur in the heart than we might expect, given that heart disease is a leading cause of death throughout adulthood, responsible for as many as 10 percent of U.S. male and 5 percent of U.S. female deaths between ages 20 and 34—figures that more than double

in the following decade and, thereafter, continue to rise steadily with age (American Heart Association, 2012). In healthy individuals, the heart's ability to meet the body's oxygen requirements under typical conditions (as measured by heart rate in relation to volume of blood pumped) does not change during adulthood. Only during stressful exercise does heart performance decline with age—a change due to a decrease in maximum heart rate and greater rigidity of the heart muscle (Arking, 2006). Consequently, the heart has difficulty delivering enough oxygen to the body during high activity and bouncing back from strain.

One of the most serious diseases of the cardiovascular system is *atherosclerosis,* in which heavy deposits of plaque containing cholesterol and fats collect on the walls of the main arteries. If present, it usually begins early in life, progresses during middle adulthood, and culminates in serious illness. Atherosclerosis is multiply determined, making it hard to separate the contributions of biological aging from individual genetic and environmental influences. The complexity of causes is illustrated by research indicating that before puberty, a high-fat diet produces only fatty streaks on the artery walls (Oliveira, Patin, & Escrivao, 2010). In sexually mature adults, however, it leads to serious plaque deposits, suggesting that sex hormones may heighten the insults of a high-fat diet.

Heart disease has decreased considerably since the mid-twentieth century, with a larger drop in the last 25 years due to a decline in cigarette smoking, to improved diet and exercise among at-risk individuals, and to better medical detection and treatment of high blood pressure and cholesterol (American Heart Association, 2012). And as a longitudinal follow-up of an ethnically diverse sample of U.S. black and white 18- to 30-year-olds revealed, those at low risk—defined by not smoking, normal body weight, healthy diet, and regular physical activity—were far less likely to be diagnosed with symptoms of heart disease over the succeeding two decades (Liu et al., 2012). Later, when we consider health and fitness, we will see why heart attacks were so common in Sharese's family—and why they occur at especially high rates in the African-American population.

Like the heart, the lungs show few age-related changes in functioning at rest, but during physical exertion, respiratory volume decreases and breathing rate increases with age. Maximum vital capacity (amount of air that can be forced in and out of the lungs) declines by 10 percent per decade after age 25 (Mahanran et al., 1999; Wilkie et al., 2012). Connective tissue in the lungs, chest muscles, and ribs stiffens with age, making it more difficult for the lungs to expand to full volume (Smith & Cotter, 2008). Fortunately, under normal conditions, we use less than half our vital capacity. Nevertheless, aging of the lungs contributes to older adults' difficulty in meeting the body's oxygen needs while exercising.

Motor Performance

Declines in heart and lung functioning under conditions of exertion, combined with gradual muscle loss, lead to changes in motor performance. In most people, the impact of biological aging on motor skills is difficult to separate from decreases in motivation and practice. Therefore, researchers study competitive athletes, who try to attain their very best performance in real life (Tanaka & Seals, 2003). As long as athletes continue intensive training, their attainments at each age approach the limits of what is biologically possible.

Many athletic skills peak between ages 20 and 35, then gradually decline. In several investigations, the mean ages for best performance of Olympic and professional athletes in a variety of sports were charted over time. Absolute performance in most events improved over the past century. Athletes continually set new world records, suggesting improved training methods. But ages of best performance remained relatively constant. Athletic tasks that require speed of limb movement, explosive strength, and gross-motor coordination—sprinting, jumping, and tennis—typically peak in the early twenties. Those that depend on endurance, arm–hand steadiness, and aiming—long-distance running, baseball, and golf—usually peak in the late twenties and early thirties (Bradbury, 2009; Schulz & Curnow, 1988). Because these skills require either stamina or precise motor control, they take longer to perfect.

Research on outstanding athletes tells us that the upper biological limit of motor capacity is reached in the first part of early adulthood. How quickly do athletic skills weaken in later years? Longitudinal research on master runners reveals that as long as practice continues, speed drops only slightly from the mid-thirties into the sixties, when performance falls off at an accelerating pace (see Figure 13.2) (Tanaka & Seals, 2003; Trappe, 2007). In the case of long-distance swimming—a non-weight-bearing exercise with a low incidence of injury—the decline in speed is even more gradual: The accelerating performance drop-off is delayed until the seventies (Tanaka & Seals, 1997).

AP IMAGES/ALAN DIAZ

In her early thirties, professional tennis champion Serena Williams recently became the oldest player to be ranked World No. 1 in the history of the Women's Tennis Association. Sustained training leads to adaptations in body structures that minimize motor decline into the sixties.

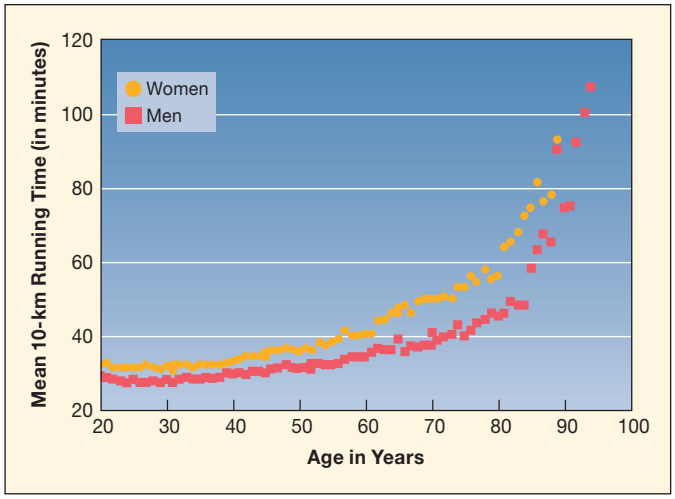

FIGURE 13.2 Ten-kilometer running times with advancing age, based on longitudinal performances of hundreds of master athletes. Runners maintain their speed into the mid-thirties, followed by modest increases in running times into the sixties, with a progressively steeper increase thereafter. (From H. Tanaka & D. R. Seals, 2003, "Dynamic Exercise Performance in Masters Athletes: Insight into the Effects of Primary Human Aging on Physiological Functional Capacity," *Journal of Applied Physiology, 5,* p. 2153. © The American Physiological Society (APS). All rights reserved. Adapted with permission.)

Indeed, sustained training leads to adaptations in body structures that minimize motor declines. For example, vital capacity is one-third greater in both younger and older people who participate actively in sports than in healthy inactive age-mates (Pimentel et al., 2003; Zaccagni, Onisto, & Gualdi-Russo, 2009). Training also slows muscle loss, increases speed and force of muscle contraction, and leads fast-twitch muscle fibers to be converted into slow-twitch fibers, which support excellent long-distance running performance and other endurance skills (Faulkner et al., 2007). In a study of hundreds of thousands of amateur marathon competitors, 25 percent of the 65- to 69-year-old runners were faster than 50 percent of the 20- to 54-year-old runners (Leyk et al., 2010). Yet many of the older runners had begun systematic marathon training only in the past five years.

In sum, although athletic skills are at their best in early adulthood, biological aging accounts for only a small part of age-related declines until advanced old age. Lower levels of performance by healthy people into their sixties and seventies largely reflect reduced capacities resulting from adaptation to a less physically demanding lifestyle.

Immune System

The immune response is the combined work of specialized cells that neutralize or destroy antigens (foreign substances) in the body. Two types of white blood cells play vital roles. *T cells,* which originate in the bone marrow and mature in the thymus (a small gland located in the upper part of the chest), attack antigens directly. *B cells,* manufactured in the bone marrow, secrete antibodies into the bloodstream that multiply, capture antigens, and permit the blood system to destroy them. Because receptors on their surfaces recognize only a single antigen, T and B cells come in great variety. They join with additional cells to produce immunity.

The capacity of the immune system to offer protection against disease increases through adolescence and declines after age 20. The trend is partly due to changes in the thymus, which is largest during the teenage years, then shrinks until it is barely detectable by age 50. As a result, production of thymic hormones is reduced, and the thymus is less able to promote full maturity and differentiation of T cells (Fülöp et al., 2011). Because B cells release far more antibodies when T cells are present, the immune response is compromised further.

Withering of the thymus is not the only reason that the body gradually becomes less effective in warding off illness. The immune system interacts with the nervous and endocrine systems. For example, psychological stress can weaken the immune response. During final exams, for example, Sharese was less resistant to colds. And in the month after her father died, she had great difficulty recovering from the flu. Conflict-ridden relationships, caring for an ill aging parent, sleep deprivation, and chronic depression can also reduce immunity (Fagundes et al., 2011; Robles & Carroll, 2011). And physical stress—from pollution, allergens, poor nutrition, and rundown housing—undermines immune functioning throughout adulthood (Friedman & Lawrence, 2002). When physical and psychological stressors combine, the risk of illness is magnified.

The link between stress and illness makes sense when we consider that stress hormones mobilize the body for action, whereas the immune response is fostered by reduced activity. But this also means that increased difficulty coping with physical and psychological stress can contribute to age-related declines in immune system functioning.

Reproductive Capacity

Sharese was born when her mother was in her early twenties. At the same age a generation later, Sharese was still single and entering graduate school. Many people believe that pregnancy during the twenties is ideal, not only because of lower risk of miscarriage and chromosomal disorders (see Chapter 2) but also because younger parents have more energy to keep up with active children. Nevertheless, as Figure 13.3 on page 438 reveals, first births to women in their thirties have increased greatly over the past three decades. Many people are delaying childbearing until their education is complete, their careers are well-established, and they know they can support a child.

Nevertheless, reproductive capacity does decline with age. Between ages 15 and 29, 11 percent of U.S. married childless women report fertility problems, a figure that rises to 14 percent among 30- to 34-year-olds and to over 40 percent among 35- to 44-year-olds, when the success of reproductive technologies drops sharply (see page 54 in Chapter 2) (U.S. Department of Health and Human Services, 2012b). Because the uterus shows no consistent changes from the late thirties through the forties, the decline in female fertility is largely due to reduced number and quality of ova. In many mammals, including humans, a

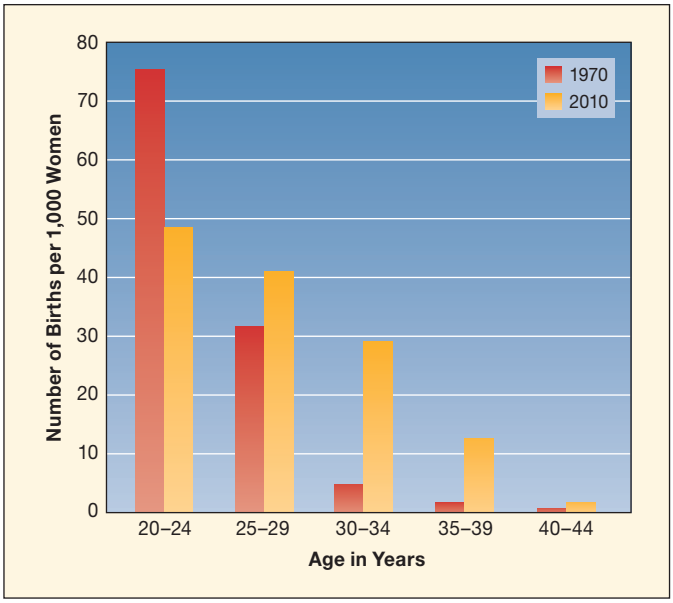

FIGURE 13.3 First births to American women of different ages in 1970 and 2010. The birthrate decreased during this period for women 20 to 24 years of age, whereas it increased for women 25 years of age and older. For women in their thirties, the birthrate increased six-fold, and for those in their early forties, it doubled. Similar trends have occurred in other industrialized nations. (From U.S. Census Bureau, 2012b.)

certain level of reserve ova in the ovaries is necessary for conception (Balasch, 2010; Djahanbakhch, Ezzati, & Zosmer, 2007). Some women have normal menstrual cycles but do not conceive because their reserve of ova is too low.

In males, semen volume, sperm motility, and percentage of normal sperm decrease gradually after age 35, contributing to reduced fertility rates in older men (Lambert, Masson, & Fisch, 2006). Although there is no best time in adulthood to begin parenthood, individuals who postpone childbearing until their late thirties or their forties risk having fewer children than they desired or none at all.

ASK YOURSELF

REVIEW How does research on life conditions that accelerate telomere shortening illustrate the concept of epigenesis, discussed in Chapter 2 (see pages 73–75)?

CONNECT How do heredity and environment jointly contribute to age-related changes in cardiovascular, respiratory, and immune system functioning?

APPLY Penny is a long-distance runner for her college track team. What factors will affect Penny's running performance 30 years from now?

REFLECT Before reading this chapter, had you thought of early adulthood as a period of aging? Why is it important for young adults to be aware of influences on biological aging?

Health and Fitness

Figure 13.4 displays leading causes of death in early adulthood in the United States. Death rates for all causes exceed those of other industrialized nations (OECD, 2012b). The difference is likely due to a combination of factors, including higher rates of poverty and extreme obesity, more lenient gun-control policies, and historical lack of universal health insurance in the United States. In later chapters, we will see that homicide rates decline with age, while disease and physical disability rates rise. Biological aging clearly contributes to this trend. But, as we have noted, wide individual and group differences in physical changes are linked to environmental risks and health-related behaviors.

SES variations in health over the lifespan reflect these influences. With the transition from childhood to adulthood, health inequalities associated with SES increase; income, education, and occupational status show strong, continuous relationships with almost every disease and health indicator (Braveman et al., 2010; Smith & Infurna, 2011). Furthermore, SES largely accounts for the sizable health advantage of white over ethnic minority adults in the United States (Phuong, Frank, & Finch, 2012). Consequently, improving socioeconomic conditions is essential for closing ethnic gaps in health.

Health-related circumstances and habits—stressful life events, crowding, pollution, diet, exercise, overweight and obesity, substance abuse, jobs with numerous health risks, availability of supportive social relationships, and (in the United States) access to affordable health care—underlie SES health disparities (Ertel, Glymour, & Berkman, 2009; Smith & Infurna, 2011). Furthermore, poor health in childhood, which is linked to low SES, affects health in adulthood. The overall influence of

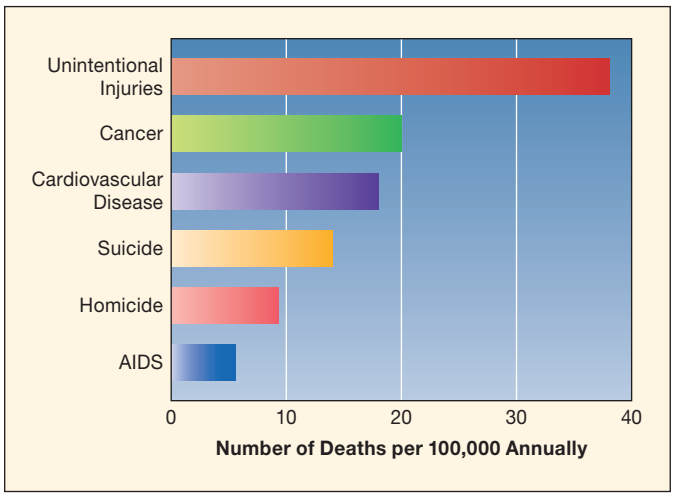

FIGURE 13.4 Leading causes of death between 25 and 44 years of age in the United States. Nearly half of unintentional injuries are motor vehicle accidents. As later chapters will reveal, unintentional injuries remain a leading cause of death at older ages, rising sharply in late adulthood. Rates of cancer and cardiovascular disease rise steadily during middle and late adulthood. (Adapted from U.S. Department of Health and Human Services, 2011b.)

ROBYN BECK/AFP/GETTY IMAGES



SES variations in health in the United States—larger than in other industrialized nations— are in part due to lack of access to affordable health care. This Los Angeles free clinic helps address the problem by offering preventive services, including eye exams, to over 1,200 patients per day.

childhood factors lessens if SES improves. But in most instances, child and adult SES remain fairly consistent, exerting a cumulative impact that amplifies SES differences in health with age (Herd, Robert, & House, 2011).

Why are SES variations in health and mortality larger in the United States than in other industrialized nations? Besides lack of universal health insurance, low-income and poverty-stricken U.S. families are financially less well-off than families classified in these ways in other countries (Wilkinson & Pickett, 2006). In addition, SES groups are more likely to be segregated by neighborhood in the United States, resulting in greater inequalities in environmental factors that affect health, such as housing, pollution, education, and community services.

These findings reveal, once again, that the living conditions that nations and communities provide combine with those that people create for themselves to affect physical aging. Because the incidence of health problems is much lower during the twenties and thirties than later on, early adulthood is an excellent time to prevent later problems. In the following sections, we take up a variety of major health concerns—nutrition, exercise, substance abuse, sexuality, and psychological stress.

Nutrition

Bombarded with advertising claims and an extraordinary variety of food choices, adults find it increasingly difficult to make wise dietary decisions. An abundance of food, combined with a heavily scheduled life, means that most Americans eat because they feel like it or because it is time to do so rather than to maintain the body's functions (Donatelle, 2012). As a result, many eat the wrong types and amounts of food. Overweight and obesity and a high-fat diet are widespread nutritional problems with long-term consequences for adult health.

Overweight and Obesity. In Chapter 9, we noted that obesity (a greater than 20 percent increase over average body weight, based on age, sex, and physical build) has increased dramatically in many Western nations, and it is on the rise in the developing world as well. Among adults, a body mass index (BMI) of 25 to 29 constitutes overweight, a BMI of 30 or greater (amounting to 30 or more excess pounds) constitutes obesity. Today, 36 percent of U.S. adults are obese. The rate rises to 38 percent among Hispanics, 39 percent among Native Americans, and 50 percent among African Americans (Flegal et al., 2012). The overall prevalence of obesity is similar among men and women.

Overweight—a less extreme but nevertheless unhealthy condition—affects an additional 33 percent of Americans. Combine the rates of overweight and obesity and the total, 69 percent, makes Americans the heaviest people in the world. ***TAKE A MOMENT...*** Notice in these figures that the U.S. obesity rate now exceeds its rate of overweight, a blatant indicator of the growing severity of the problem.

Recall from Chapter 9 that overweight children are very likely to become overweight adults. But a substantial number of people show large weight gains in adulthood, most often between ages 25 and 40. And young adults who were already overweight or obese typically get heavier, leading obesity rates to rise steadily between ages 20 and 65 (Flegel et al., 2012).

Causes and Consequences. As noted in Chapter 9, heredity makes some people more vulnerable to obesity than others. But environmental pressures underlie the rising rates of obesity in industrialized nations: With the decline in need for physical labor in the home and workplace, our lives have become more sedentary. Meanwhile, the average number of calories and amount of sugar and fat consumed by Americans rose over most of the twentieth and early twenty-first century, with a sharp increase after 1970 (see the Social Issues: Health box on pages 440–441).

Adding some weight between ages 25 and 50 is a normal part of aging because **basal metabolic rate (BMR),** the amount of energy the body uses at complete rest, gradually declines as the number of active muscle cells (which create the greatest energy demand) drops off. But excess weight is strongly associated with serious health problems (see page 291 in Chapter 9)—including type 2 diabetes, heart disease, and many forms of cancer—and with early death.

Furthermore, overweight adults suffer enormous social discrimination. Compared with their normal-weight agemates, they are less likely to find mates, be rented apartments, receive financial aid for college, or be offered jobs. And they report frequent mistreatment by family members, peers, co-workers, and health professionals (Ickes, 2011; Puhl, Heuer, & Brownell,

Social Issues: Health

The Obesity Epidemic: How Americans Became the Heaviest People in the World

In the late 1980s, obesity in the United States started to soar. As the maps in Figure 13.5 show, it quickly engulfed the nation and has continued to expand. The epidemic also spread to other Western nations and, more recently, to developing countries. For example, as noted in Chapter 9, obesity was rare in China 30 years ago, but today it affects 7 percent of Chinese children and adolescents and 11 percent of adults; an additional 15 percent of the Chinese population is overweight (Xi et al., 2012). Yet China is a low-prevalence country! Worldwide, overweight afflicts more than 1.4 billion adults, 500 million of whom are obese. American Samoa leads the globe in overweight and obesity, with a staggering 94 percent of people affected (World Health Organization, 2013a). Among industrialized nations, no country matches the United States in prevalence of this life-threatening condition.

A Changing Food Environment and Lifestyle

Several societal factors have encouraged widespread rapid weight gain:

- *Availability of cheap commercial fat and sugar.* The 1970s saw two massive changes in the U.S. food economy: (1) the discovery and mass production of high-fructose corn syrup, a sweetener six times as sweet as ordinary sugar and therefore far less expensive; and (2) the importing from Malaysia of large quantities of palm oil, which is lower in cost than other vegetable oils and also tastier because of its high saturated fat content. Use of corn syrup and palm oil in soft drinks and calorie-dense convenience foods lowered production costs for these items, launching a new era of "cheap, abundant, and tasty calories" (Critser, 2003).
- *Portion supersizing.* Fast-food chains discovered a successful strategy for attracting customers: increasing portion sizes substantially and prices just a little for foods that had become inexpensive to produce. Customers thronged to buy "value meals," jumbo burgers and burritos, and 20-ounce Cokes (Critser, 2003). Research reveals that when presented with larger portions, individuals 2 years and older increase their intake, on average, by 25 to 30 percent (Fisher, Rolls, & Birch, 2003; Steenhuis & Vermeer, 2009).
- *Increasingly busy lives.* Between the 1970s and 1990s, women entered the labor force in record numbers, and the average amount of time Americans worked increased dramatically. Today, 86 percent of employed U.S. men and 66 percent of employed women work over 40 hours per week—substantially more than in most other countries (Schor, 2002; United Nations, 2012). As time for meal preparation shrank, eating out increased (Midlin, Jenkins, & Law, 2009). In addition, Americans became frequent snackers, tempted by a growing assortment of high-calorie snack foods on supermarket shelves. And the number of calories Americans consumed away from home doubled, with dietary fat increasing from 19 to 38 percent (Nielsen & Popkin, 2003).
- *Declining rates of physical activity.* During the 1980s, physical activity, which had risen since the 1960s, started to fall as Americans spent more time in sedentary transportation and jobs—driving to and from work and sitting throughout the work day, often behind a computer. At home, a rise in TV viewing to an average of more than four hours per day has been linked to weight gain in adults and children alike (Foster, Gore, & West, 2006).

Combating the Obesity Epidemic

Obesity is responsible for $150 billion in health expenditures and an estimated

2010). Since the mid-1990s, discrimination experienced by overweight Americans has increased, with serious physical and mental health consequences. Weight stigma triggers anxiety, depression, and low self-esteem, which increase the chances that unhealthy eating behaviors will persist and even worsen (Puhl & Heuer, 2010). The widespread but incorrect belief, perpetuated by the media, that obesity is a personal choice promotes negative stereotyping of obese persons.

Treatment. Because obesity climbs in early and middle adulthood, treatment for adults should begin as soon as possible—preferably in the early twenties. Even moderate weight loss reduces health problems substantially (Poobalan et al., 2010). But successful intervention is difficult. Most individuals who start a weight-loss program return to their original weight, and often to a higher weight, within two years (Vogels, Diepvens, & Westerterp-Plantenga, 2005). The high rate of failure is partly due to limited evidence on just how obesity disrupts the complex neural, hormonal, and metabolic factors that maintain a normal body-weight set point. Until more information is available, researchers are examining the features of treatments and participants associated with greater success. The following elements promote lasting behavior change:

- *A lifestyle change to a nutritious diet lower in calories, sugar, and fat, plus regular exercise.* To lose weight, Sharese sharply reduced calories, sugar, and fat in her diet and exercised regularly. The precise balance of dietary protein, carbohydrates, and fats that best helps adults lose weight is a matter of heated debate. Although scores of diet books offer different recommendations, no clear-cut evidence exists for

300,000 premature deaths per year in the United States alone (Finkelstein et al., 2009; Flegal et al., 2007). Because multiple social and economic influences have altered the environment to promote this epidemic, broad societal efforts are needed to combat it. Effective policies include

- Government funding to support massive public education efforts about healthy eating and physical activity
- A high priority placed on building parks and recreation centers and replacing unhealthy fast-food outlets with access to healthy, affordable foods in low-income neighborhoods, where overweight and obesity are highest
- Laws that mandate prominent posting of the calorie, sugar, and fat content of foods sold in restaurants, movie theaters, and convenience stores
- Incentives to schools and workplaces for promoting healthy eating and daily exercise and for offering weight-management programs
- Increased obesity-related medical coverage in government-sponsored health insurance programs for low-income families

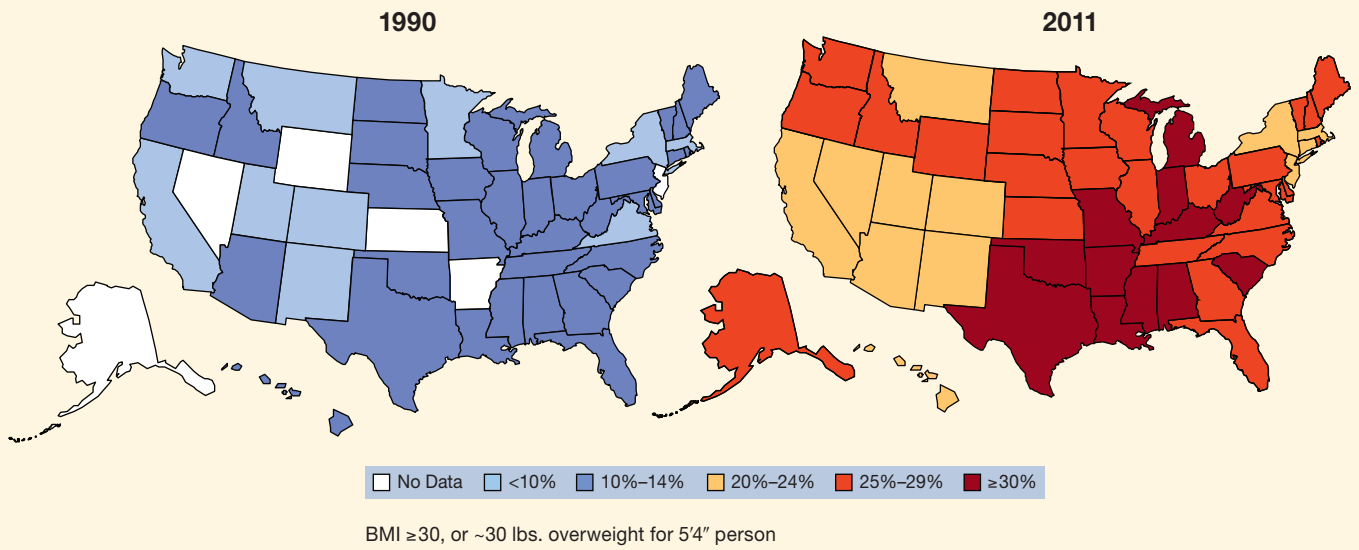

FIGURE 13.5 Obesity trends among U.S. adults, 1990 and 2011. The maps show that obesity has increased sharply. In 2011, twelve states (Alabama, Arkansas, Indiana, Kentucky, Louisiana, Michigan, Mississippi, Missouri, Oklahoma, South Carolina, Texas, and West Virginia) had rates equal to or greater than 30 percent. (From Centers for Disease Control and Prevention, 2012a.)

the long-term superiority of one approach over others (Tsai & Wadden, 2005).

Research does confirm that a permanent lifestyle alteration that restricts calorie intake and fat (to no more than 20 to 30 percent of calories) and that increases physical activity is essential for reducing the impact of a genetic tendency toward overweight. But most people mistakenly believe that only temporary lifestyle changes are needed (MacLean et al., 2011).

- *Training participants to keep an accurate record of food intake and body weight.* About 30 to 35 percent of obese people sincerely believe they eat less than they do. And although they have continued to gain weight, American adults generally report weight losses—suggesting that they are in denial about the seriousness of their weight condition (Wetmore & Mokdad, 2012). Furthermore, from 25 to 45 percent report problems with binge eating—a behavior associated with weight-loss failure (Blaine & Rodman, 2007). As Sharese recognized how often she ate when not actually hungry and regularly recorded her weight, she was better able to limit food intake.
- *Social support.* Group or individual counseling and encouragement from friends and relatives help sustain weight-loss efforts by fostering self-esteem and self-efficacy (Poobalan et al., 2010). Once Sharese decided to act, with the support of her family and a weight-loss counselor, she felt better about herself even before the first pounds were shed.
- *Teaching problem-solving skills.* Most overweight adults do not realize that because their body has adapted to overweight, difficult periods requiring high self-control and

© RADIUS IMAGES/ALAMY



A permanent lifestyle change that includes an increase in physical activity is essential for treating obesity.

patience are inevitable in successful weight loss (MacLean et al., 2011). Acquiring cognitive and behavioral strategies for coping with tempting situations and periods of slowed progress is associated with long-term change (Cooper & Fairburn, 2002). Weight-loss maintainers are more likely than individuals who relapse to be conscious of their behavior, to use social support, and to confront problems directly.

- *Extended intervention.* Longer treatments (from 25 to 40 weeks) that include the components listed here grant people time to develop new habits.

Although many Americans on weight-reduction diets are overweight, about one-third of dieters are within normal range (Mokdad et al., 2001). Recall from Chapter 11 that the high value placed on thinness creates unrealistic expectations about desirable body weight and contributes to anorexia and bulimia, dangerous eating disorders that remain common in early adulthood (see pages 372–373). Throughout adulthood, both underweight and obesity are associated with increased mortality (Ringbäck, Eliasson, & Rosén, 2008). A sensible body weight—neither too low nor too high—predicts physical and psychological health and longer life.

Dietary Fat. During college, Sharese altered the diet of her childhood and adolescent years, sharply limiting red meat, eggs, butter, and fried foods. U.S. national dietary recommendations include reducing fat to 30 percent of total caloric intake, with no more than 7 percent made up of saturated fat, which generally comes from meat and dairy products and is solid at room temperature (U.S. Department of Agriculture, 2011a). Many researchers believe that dietary fat plays a role in the age-related rise in breast cancer and (when it includes large amounts of red meat) is linked to colon cancer (Ferguson, 2010; Turner, 2011). But the main reasons for limiting dietary fat are the strong connection of total fat with obesity and of saturated fat with cardiovascular disease (Hooper et al., 2012). Nevertheless, despite a slight drop in fat consumption, most American adults eat too much.

Moderate fat consumption is essential for normal body functioning. But when we consume too much fat, especially saturated fat, some is converted to cholesterol, which accumulates as plaque on the arterial walls in atherosclerosis. Earlier in this chapter, we noted that atherosclerosis is determined by multiple biological and environmental factors. But excess fat consumption (along with other societal conditions) is an important contributor to the high rate of heart disease in the U.S. black population. As Figure 13.6 shows, when researchers compared Africans in West Africa, the Caribbean, and the United States (the historic path of the slave trade), dietary fat increased, and so did high blood pressure and heart disease (Luke et al., 2001).

The best rule of thumb is to eat less fat of all kinds, replacing saturated fat with unsaturated fat (which is derived from vegetables or fish and is liquid at room temperature) and with complex carbohydrates (whole grains, fruits, and vegetables), which are beneficial to cardiovascular health and protective against colon cancer (Kaczmarczyk, Miller, & Freund, 2012). Furthermore, regular exercise can reduce the harmful influence of saturated fat because it creates chemical byproducts that help eliminate cholesterol from the body.

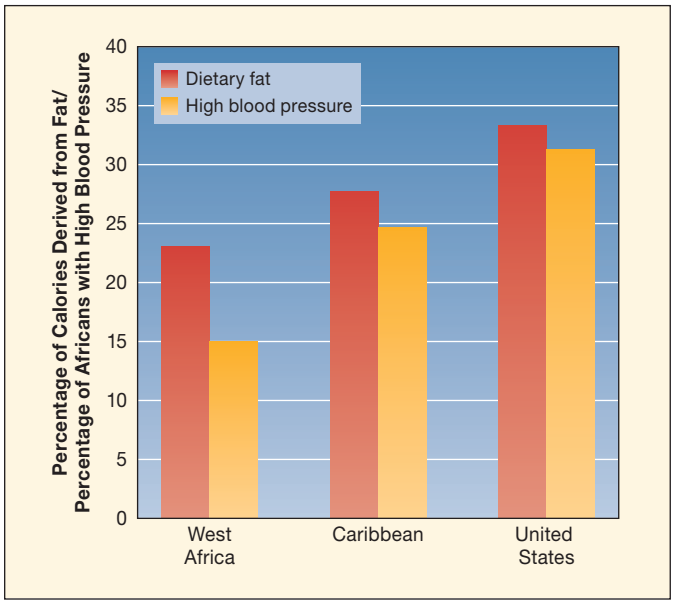

FIGURE 13.6 Dietary fat and prevalence of high blood pressure among Africans in West Africa, the Caribbean, and the United States. The three regions represent the historic path of the slave trade and, therefore, have genetically similar populations. As dietary fat increases, high blood pressure and heart disease rise. Both are particularly high among African Americans. (Adapted from Luke et al., 2001.)

Exercise

Three times a week, over the noon hour, Sharese delighted in running, making her way to a wooded trail that cut through a picturesque area of the city. Regular exercise kept her fit and slim, and she noticed that she caught fewer respiratory illnesses than in previous years, when she had been sedentary and overweight. As Sharese explained to a friend, "Exercise gives me a positive outlook and calms me down. Afterward, I feel a burst of energy that gets me through the day."

Although most Americans are aware of the health benefits of exercise, only 47 percent engage in the nationally recommended 150 minutes per week of at least moderately intense leisure-time physical activity. And just 24 percent engage in the recommended two sessions per week of resistance exercises, which place a moderately stressful load on each of the major muscle groups. Over half of Americans are inactive, with no regular brief sessions of even light activity (U.S. Department of Health and Human Services, 2011c). More women than men are inactive. And inactivity is greater among low-SES adults, who live in less safe neighborhoods, have more health problems, experience less social support for exercising regularly, and feel less personal control over their health.

LOOK AND LISTEN

Contact your local parks and recreation department to find out what community supports and services exist to increase adult physical activity. Are any special efforts made to reach low-SES adults? ●

Besides reducing body fat and building muscle, exercise fosters resistance to disease. Frequent bouts of moderate-intensity exercise enhance the immune response, lowering the risk of colds or flu and promoting faster recovery from these illnesses (Donatelle, 2012). Furthermore, animal and human evidence indicates that physical activity is linked to reduced incidence of several types of cancer, with the strongest findings for breast and colon cancer (Anzuini, Battistella, & Izzotti, 2011). Physically active people are also less likely to develop diabetes and cardiovascular disease (Bassuk & Manson, 2005). If they do, these illnesses typically occur later and are less severe than among their inactive agemates.

How does exercise help prevent these serious illnesses? First, it reduces the incidence of obesity—a risk factor for heart disease, diabetes, and cancer. In addition, people who exercise probably adopt other healthful behaviors, thereby lowering the risk of diseases associated with high-fat diets, alcohol consumption, and smoking. In animal studies, exercise directly inhibits growth of cancerous tumors—beyond the impact of diet, body fat, and the immune response (de Lima et al., 2008). Exercise also promotes cardiovascular functioning by strengthening the heart muscle, decreasing blood pressure, and producing a form of "good cholesterol" (high-density lipoproteins, or HDLs) that helps remove "bad cholesterol" (low-density lipoproteins, or LDLs) from the artery walls (Donatelle, 2012).

LORI ADAMSKI PEEK/STONE/GETTY IMAGES

Regular exercise of at least moderate intensity predicts a healthier, longer life. Participants in this kickboxing class reap both physical and mental health benefits.

Yet another way that exercise guards against illness is through its mental health benefits. Physical activity reduces anxiety and depression and improves mood, alertness, and energy. Furthermore, EEG and fMRI evidence indicates that exercise enhances neural activity in the cerebral cortex, and it improves overall cognitive functioning (Carek, Laibstain, & Carek, 2011; Etnier & Labban, 2012; Hillman, Erickson, & Kramer, 2008). The impact of exercise on a "positive outlook," as Sharese expressed it, is most obvious just after a workout and can last for several hours (Acevedo, 2012). The stress-reducing properties of exercise undoubtedly strengthen immunity to disease. And as physical activity enhances cognitive functioning and psychological well-being, it promotes on-the-job productivity, self-esteem, ability to cope with stress, and life satisfaction.

When we consider the evidence as a whole, it is not surprising that physical activity is associated with substantially lower death rates from all causes. The contribution of exercise to longevity cannot be accounted for by preexisting illness in inactive people. In a Danish longitudinal study of a nationally representative sample of 7,000 healthy 20- to 79-year-olds followed over several decades, mortality was lower among those who increased their leisure-time physical activity from low to either moderate or high than among those who remained consistently inactive (Schnohr, Scharling, & Jensen, 2003).

How much exercise is recommended for a healthier, happier, and longer life? Moderately intense physical activity—for example, 30 minutes of brisk walking—on most days leads to health benefits for previously inactive people. Adults who exercise at greater intensity—enough to build up a sweat—derive even greater protection (American College of Sports Medicine, 2011). Regular, vigorous exercisers show large reductions in risk of cardiovascular disease, diabetes, colon cancer, and obesity.

Substance Abuse

Alcohol and drug use peaks among U.S. 19- to 25-year-olds and then declines steadily with age. Eager to try a wide range of experiences before settling down to the responsibilities of adulthood, young people of this age are more likely than younger or older individuals to smoke cigarettes, chew tobacco, use marijuana, and take stimulants to enhance cognitive or physical performance (U.S. Department of Health and Human Services, 2011e). Binge drinking, driving under the influence, and experimentation with prescription drugs (such as OxyContin, a highly addictive painkiller) and "party drugs" (such as LSD and MDMA, or Ecstasy) also increase, at times with tragic consequences. Risks include brain damage, lasting impairments in mental functioning, and unintentional injury and death (Montoya et al., 2002; National Institute on Drug Abuse, 2012).

Furthermore, when alcohol and drug taking become chronic, they intensify the psychological problems that underlie addiction. As many as 12 percent of 19- to 25-year-old men and 6 percent of women are substance abusers (U.S. Department of Health and Human Services, 2011e). Return to Chapter 11, pages 380–381, to review factors that lead to alcohol and drug abuse in adolescence. The same personal and situational conditions are predictive in the adult years. Cigarette smoking and alcohol consumption are the most commonly abused substances.

Cigarette Smoking. Dissemination of information on the harmful effects of cigarette smoking has helped reduce its prevalence among U.S. adults from 40 percent in 1965 to 19 percent in 2010 (Centers for Disease Control and Prevention, 2012e). Still, smoking has declined very slowly, and most of the drop is among college graduates, with very little change for those who did not finish high school. Furthermore, although more men than women smoke, the gender gap is much smaller today than in the past, reflecting a sharp increase in smoking among young women who did not finish high school. Smoking among college students has also risen—for students of both sexes and of diverse ethnicities. More than 90 percent of men and 85 percent of women who smoke started before age 21 (U.S. Department of Health and Human Services, 2011e). And the earlier people start smoking, the greater their daily cigarette consumption and likelihood of continuing, an important reason that preventive efforts with adolescents and young adults are vital.

The ingredients of cigarette smoke—nicotine, tar, carbon monoxide, and other chemicals—leave their damaging mark throughout the body. As smokers inhale, oxygen delivery to tissues is reduced, and heart rate and blood pressure rise. Over time, exposure to toxins and insufficient oxygen result in damage to the retina of the eye; constriction of blood vessels leading to painful vascular disease; skin abnormalities, including premature aging, poor wound healing, and hair loss; decline in bone mass; decrease in reserve ova, uterine abnormalities, and earlier menopause in women; and reduced sperm count and higher rate of sexual impotence in men (Dechanet et al., 2011; Freiman et al., 2004; Thornton et al., 2005). Other deadly outcomes include increased risk of heart attack, stroke, acute leukemia, melanoma, and cancer of the mouth, throat, larynx, esophagus, lungs, stomach, pancreas, kidneys, and bladder.

Cigarette smoking is the single most important preventable cause of death in industrialized nations. One out of every three young people who become regular smokers will die from a smoking-related disease, and the vast majority will suffer from at least one serious illness (Adhikari et al., 2009). The chances of premature death rise with the number of cigarettes consumed. At the same time, the benefits of quitting include return of most disease risks to nonsmoker levels within one to ten years. In a study of 1.2 million British women, those who had been regular smokers but stopped before they reached age 45 avoided 90 percent of the elevated risk of premature death from cigarettes (Pirie et al., 2012). And those who quit before age 35 avoided 97 percent of the added risk.

Nearly 70 percent of U.S. smokers say they want to quit completely, but less than half who saw their doctors in the past year received advice to do so (Centers for Disease Control and Prevention, 2012e). Although millions have stopped without help, those who use cessation aids (for example, nicotine gum, nasal spray, or patches, designed to reduce dependency gradually) or enter treatment programs often fail: As many as 90 percent start smoking again within six months (Aveyard & Raw, 2012). Unfortunately, too few treatments last long enough, effectively combine counseling with medications that reduce nicotine withdrawal symptoms, and teach skills for avoiding relapse.

Alcohol. National surveys reveal that about 10 percent of men and 3 percent of women in the United States are heavy drinkers (U.S. Department of Health and Human Services, 2011e). About one-third of them are *alcoholics*—people who cannot limit their alcohol use. In men, alcoholism usually begins in the teens and early twenties and worsens over the following decade. In women, its onset is typically later, in the twenties and thirties, and its course is more variable. Many alcoholics are also addicted to other substances, including nicotine and illegal mood-altering drugs.

Twin and adoption studies support a genetic contribution to alcoholism. Genes moderating alcohol metabolism and those influencing impulsivity and sensation seeking (temperamental traits linked to alcohol addiction) are involved (Buscemi & Turchi, 2011). But whether a person comes to deal with life's problems through drinking is greatly affected by environment: Half of alcoholics have no family history of problem drinking. Alcoholism crosses SES and ethnic lines but is higher in some groups than others (Schuckit, 2009). In cultures where alcohol is a traditional part of religious or ceremonial activities, people are less likely to abuse it. Where access to alcohol is carefully controlled and viewed as a sign of adulthood, dependency is more likely—factors that may, in part, explain why college students drink more heavily than young people not enrolled in college (Slutske et al., 2004). Poverty, hopelessness, and a history of physical or sexual abuse in childhood are among factors that sharply increase the risk of excessive drinking (Donatelle, 2012; Lown et al., 2011; U.S. Department of Health and Human Services, 2011e).

PHOTO RESEARCHERS/GETTY IMAGES

In cultures where alcohol is a traditional part of religious or ceremonial activities, people are less likely to abuse it. For Jewish families, holiday celebrations, such as this Passover Seder, include blessing and drinking wine.

Alcohol acts as a depressant, impairing the brain's ability to control thought and action. In a heavy drinker, it relieves anxiety at first but then induces it as the effects wear off, so the alcoholic drinks again. Chronic alcohol use does widespread physical damage. Its best-known complication is liver disease, but it is also linked to cardiovascular disease, inflammation of the pancreas, irritation of the intestinal tract, bone marrow problems, disorders of the blood and joints, and some forms of cancer. Over time, alcohol causes brain damage, leading to confusion, apathy, inability to learn, and impaired memory (O'Connor, 2012). The costs to society are enormous. About 30 percent of fatal motor vehicle crashes in the United States involve drivers who have been drinking (U.S. Department of Transportation, 2012). Nearly half of convicted felons are alcoholics, and about half of police activities in large cities involve alcohol-related offenses (McKim & Hancock, 2013). Alcohol frequently plays a part in sexual coercion, including date rape, and in domestic violence.

The most successful treatments combine personal and family counseling, group support, and aversion therapy (use of medication that produces a physically unpleasant reaction to alcohol, such as nausea and vomiting). Alcoholics Anonymous, a community support approach, helps many people exert greater control over their lives through the encouragement of others with similar problems. Nevertheless, breaking an addiction that has dominated a person's life is difficult; about 50 percent of alcoholics relapse within a few months (Kirshenbaum, Olsen, & Bickel, 2009).

Sexuality

At the end of high school, about 65 percent of U.S. young people have had sexual intercourse; by age 25, nearly all have done so, and the gender and SES differences that were apparent in adolescence (see page 374 in Chapter 11) have diminished (U.S. Department of Health and Human Services, 2012d). Compared with earlier generations, contemporary adults display a wider range of sexual choices and lifestyles, including cohabitation, marriage, extramarital experiences, and orientation toward a heterosexual or homosexual partner. In this chapter, we explore the attitudes, behaviors, and health concerns that arise as sexual activity becomes a regular event in young people's lives. In Chapter 14, we focus on the emotional side of close relationships.

Heterosexual Attitudes and Behavior. One Friday evening, Sharese accompanied her roommate Heather to a young singles bar, where two young men soon joined them. Faithful to her boyfriend, Ernie, whom she had met in college and who worked in another city, Sharese remained aloof for the next hour. In contrast, Heather was talkative and gave one of the men, Rich, her phone number. The next weekend, Heather went out with Rich. On the second date, they had intercourse, but the romance lasted only a few weeks. Aware of Heather's more adventurous sex life, Sharese wondered whether her own was normal. Only after several months of dating exclusively had she and Ernie slept together.

Since the 1950s, public display of sexuality in movies, newspapers, magazines, and books has steadily increased, fostering the impression that Americans are more sexually active than ever before. What are contemporary adults' sexual attitudes and behaviors really like? Answers were difficult to find until the National Health and Social Life Survey, the first in-depth study of U.S. adults' sex lives based on a nationally representative sample, was carried out in the early 1990s. Nearly four out of five randomly chosen 18- to 59-year-olds agreed to participate—3,400 in all. Findings were remarkably similar to those of surveys conducted at about the same time in France, Great Britain, and Finland, and to a more recent U.S. survey (Langer, 2004; Laumann et al., 1994; Michael et al., 1994).

Recall from Chapter 11 that the sex lives of most teenagers do not dovetail with exciting media images. The same is true of adults in Western nations. Although their sexual practices are diverse, they are far less sexually active than we have come to believe. Monogamous, emotionally committed couples like Sharese and Ernie are more typical (and more satisfied) than couples like Heather and Rich.

Sexual partners, whether dating, cohabiting, or married, tend to be similar in age (within five years), education, ethnicity, and (to a lesser extent) religion. In addition, people who establish lasting relationships often meet in conventional ways—through friends or family members, or at school or social events where people similar to themselves congregate. The powerful influence of social networks on sexual choice is adaptive. Sustaining an intimate relationship is easier when adults share interests and values and people they know approve of the match.

Over the past decade, the Internet has become an increasingly popular way to initiate relationships: More than one-third of single adults go to dating websites or other online venues in search of romantic partners. In a survey of a nationally representative sample of 4,000 Americans, most of whom were married or in a romantic relationship, 22 percent said they had met on the Internet, making it the second most common way

© MAMADUKE ST. JOHN/ALAMY

The Internet is an increasingly popular way to initiate romantic relationships. Here, young people attend a "speed dating" event, organized online, where they have brief conversations with potential partners.

to meet a partner, just behind meeting through friends (Finkel et al., 2012). In fact, knowing someone who has successfully engaged in Internet dating strongly predicts single adults' willingness to look for a partner on dating websites (Sautter, Tippett, & Morgan, 2010; Sprecher, 2011). As reports of dating success spread through social networks, use of Internet dating services is likely to increase further.

Nevertheless, the services of online dating sites sometimes undermine, rather than enhance, the chances of forming a successful romantic relationship. Relying on Internet dating profiles and computer-mediated communication omits aspects of direct social interaction that are vital for assessing one's compatibility with a potential partner. Especially when computer-mediated communication persists for a long time (six weeks or more), people form idealized impressions that often lead to disappointment at face-to-face meetings (Finkel et al., 2012; Ramirez & Zhang, 2007). Furthermore, having a large pool of potential partners from which to choose can promote a persistent "shopping mentality," which reduces online daters' willingness to make a commitment (Heino, Ellison, & Gibbs, 2010). Finally, the techniques that matching sites claim to use to pair partners—sophisticated analyses of information daters provide—have not demonstrated any greater success than conventional off-line means of introducing people.

Consistent with popular belief, Americans today have more sexual partners over their lifetimes than they did a generation ago. For example, one-third of adults over age 50 have had five or more partners, whereas half of 30- to 50-year-olds have accumulated that many in much less time. And although women are more opposed to casual sex then men, after excluding a small number of men (less than 3 percent) with a great many sexual partners, contemporary men and women differ little in average number of lifetime sexual partners (Langer, 2004). Why is this so? From an evolutionary perspective, contemporary effective contraception has permitted sexual activity with little risk of pregnancy, enabling women to have as many partners as men without risking the welfare of their offspring.

But when adults of any age are asked how many partners they have had in the past year, the usual reply (for about 70 percent) is one. What explains the trend toward more relationships in the context of sexual commitment? In the past, dating several partners was followed by marriage. Today, dating more often gives way to cohabitation, which leads either to marriage or to breakup. In addition, people are marrying later, and the divorce rate remains high. Together, these factors create more opportunities for new partners. Still, survey evidence indicates that most U.S. 18- to 29-year-olds want to settle down eventually with a mutually exclusive lifetime sexual partner (Arnett, 2012). In line with this goal, most people spend the majority of their lives with one partner.

How often do Americans have sex? Not nearly as frequently as the media would suggest. One-third of 18- to 59-year-olds have intercourse as often as twice a week, another third have it a few times a month, and the remaining third have it a few times a year or not at all. Three factors affect frequency of sexual activity: age, whether people are cohabiting or married, and how long the couple has been together. Single people have more partners, but this does not translate into more sex! Sexual activity increases through the twenties and (for men) the thirties as people either cohabit or marry. Then it declines, even though hormone levels have not changed much (Herbenick et al., 2010; Langer, 2004). The demands of daily life—working, commuting, taking care of home and children—are probably responsible. Despite the common assumption that sexual practices vary greatly across social groups, the patterns just described are unaffected by education, SES, or ethnicity.

Most adults say they are happy with their sex lives. For those in committed relationships, more than 80 percent report feeling "extremely physically and emotionally satisfied," a figure that rises to 88 percent for married couples. In contrast, as number of sex partners increases, satisfaction declines sharply. These findings challenge two stereotypes—that marriage is sexually dull and that people who engage in casual dating have the "hottest" sex (Paik, 2010). In actuality, individuals prone to unsatisfying relationships are more likely to prefer "hookups" or "friends with benefits."

A minority of U.S. adults—women more often than men—report persistent sexual problems. For women, the two most frequent difficulties are lack of interest in sex (39 percent) and inability to achieve orgasm (20 percent) (Shifren et al., 2008). Most often mentioned by men are climaxing too early (29 percent) and anxiety about performance (16 percent). Sexual difficulties are linked to low SES and psychological stress and are more common among people who are not married, have had more than five partners, and have experienced sexual abuse during childhood or (for women) sexual coercion in adulthood (Laumann, Paik, & Rosen, 1999). As these findings suggest, a history of unfavorable relationships and sexual experiences increases the risk of sexual dysfunction.

But overall, a completely untroubled physical experience is not essential for sexual happiness. Surveys of adults repeatedly show that satisfying sex involves more than technique; it is attained in the context of love, affection, and fidelity (Bancroft, 2002; Santtila et al., 2008). In sum, happiness with partnered sex is linked to an emotionally fulfilling relationship, good mental health, and overall contentment with life.

Homosexual Attitudes and Behavior. The majority of Americans support civil liberties and equal employment opportunities for gay men, lesbians, and bisexuals. And attitudes toward sex and romantic relationships between adults of the same sex have gradually become more accepting: Nearly half of U.S. adults say same-sex sexual relations are "not wrong at all" or only "sometimes wrong" and support same-sex marriage, and three-fourths favor same-sex civil unions (Pew Research Center, 2013; Smith, 2011b).

Homosexuals' political activism and greater openness about their sexual orientation have contributed to gains in acceptance. Exposure and interpersonal contact reduce negative attitudes. But perhaps because they are especially concerned with gender-role conformity, heterosexual men judge homosexuals (and especially gay men) more harshly than do heterosexual women (Herek, 2009). Also, the United States lags behind Western Europe in positive attitudes. Nations with greatest acceptance tend to have a greater proportion of highly educated, economically well-off citizens who are low in religiosity (Smith, 2011a).

An estimated 3.5 percent of U.S. men and women—more than 8 million adults—identify as lesbian, gay, or bisexual, with women substantially more likely than men to report a bisexual orientation. Estimates from national surveys conducted in Australia, Canada, and Western Europe tend to be lower, at 1.5 to 2 percent (Gates, 2011). But many people who are gay, lesbian, or bisexual do not report themselves as such in survey research. This unwillingness to answer questions, engendered by a climate of persecution, has limited researchers' access to information about the sex lives of gay men and lesbians. The little evidence available indicates that homosexual sex follows many of the same rules as heterosexual sex: People tend to seek out partners similar in education and background to themselves; partners in committed relationships have sex more often and are more satisfied; and the overall frequency of sex is modest (Laumann et al., 1994; Michael et al., 1994).

THINKSTOCK/COMSTOCK IMAGES/GETTY IMAGES

Gay and lesbian romantic partners, like heterosexual partners, tend to be similar in education and background. With greater openness and political activism, attitudes toward same-sex relationships have become more accepting.

Homosexuals tend to live in or near large cities, where many others share their sexual orientation, or in college towns, where attitudes are more accepting. Living in small communities where prejudice is intense and no social network exists through which to find compatible homosexual partners is isolating, lonely, and predictive of mental health problems (Meyer, 2003).

People who identify themselves as gay or lesbian also tend to be well-educated (Mercer et al., 2007). In the National Health and Social Life Survey, twice as many college-educated as high-school-educated men and eight times as many college-educated as high-school-educated women reported a same-sex orientation. Although the reasons for these findings are not clear, they probably reflect greater social and sexual liberalism among the more highly educated and therefore greater willingness to disclose homosexuality.

Sexually Transmitted Diseases. In the United States, one in every four individuals is likely to contract a sexually transmitted disease (STD) at some point in life (U.S. Department of Health and Human Services, 2011b). Although the incidence is highest in adolescence, STDs continue to be prevalent in early adulthood. During the teens and twenties, people accumulate most of their sexual partners, and they often do not take appropriate precautions to prevent the spread of STDs (see page 377 in Chapter 11). The overall rate of STDs is higher among women than men because it is at least twice as easy for a man to infect a woman with any STD, including AIDS, than for a woman to infect a man.

Although AIDS, the most deadly STD, remains concentrated among gay men and intravenous drug abusers, many homosexuals have responded to its spread by changing their sexual practices—limiting number of sexual partners, choosing partners more carefully, and using latex condoms consistently and correctly. Heterosexuals at high risk due to a history of many partners have done the same. Still, the annual number of U.S. new HIV infections—about 48,000—has remained stable since the late 1990s, and AIDS remains the sixth-leading cause of death among U.S. young adults (refer to Figure 13.4 on page 438). The incidence of HIV-positive adults is higher in the United States than in any other industrialized nation (OECD, 2012b). The disease is spreading most rapidly through men having sex with men and through heterosexual contact in poverty-stricken minority groups, among whom high rates of intravenous drug abuse coexist with poor health, inadequate education, high life stress, and hopelessness (Centers for Disease Control and Prevention, 2012c). People overwhelmed by these problems are least likely to take preventive measures.

Yet AIDS can be contained and reduced—through sex education extending from childhood into adulthood and through

access to health services, condoms, and clean needles and syringes for high-risk individuals. In view of the rise in AIDS among women, who currently account for one-fourth of cases in North America and Western Europe and more than half in developing countries, a special need exists for female-controlled preventive measures. Drug-based vaginal gels that kill or inactivate the virus have shown promising results and are undergoing further testing.

Sexual Coercion. After a long day of classes, Sharese flipped on the TV and caught a talk show on sex without consent. Karen, a 25-year-old woman, described her husband Mike pushing, slapping, verbally insulting, and forcing her to have sex. "It was a control thing," Karen explained tearfully. "He complained that I wouldn't always do what he wanted. I was confused and blamed myself. I didn't leave because I was sure he'd come after me and get more violent."

One day, as Karen was speaking long distance to her mother on the phone, Mike grabbed the receiver and shouted, "She's not the woman I married! I'll kill her if she doesn't shape up!" Alarmed, Karen's parents arrived by plane the next day to rescue her and helped her start divorce proceedings and get treatment.

An estimated 18 percent of U.S. women, sometime in their lives, have endured *rape,* legally defined as intercourse by force, by threat of harm, or when the victim is incapable of giving consent (because of mental illness, mental retardation, or alcohol consumption). About 45 percent of women have experienced other forms of sexual aggression. The majority of victims (eight out of ten) are under age 30 (Black et al., 2011; Schewe, 2007). Women are vulnerable to partners, acquaintances, and strangers, but in most instances their abusers are men they know well. Sexual coercion crosses SES and ethnic lines; people of all walks of life are offenders and victims.

© HARISH TYAGI/EPA/CORBIS

In 2012, in New Delhi, India, the brutal gang rape of a 23-year-old student, who died a month later from her injuries, prompted candlelight vigils and other protests throughout the country. Participants demanded increased government and police action to prevent sexual violence against women.

Personal characteristics of the man with whom a woman is involved are far better predictors of her chances of becoming a victim than her own characteristics. Men who engage in sexual assault tend to be manipulative of others, lack empathy and remorse, pursue casual sexual relationships rather than emotional intimacy, approve of violence against women, and accept rape myths (such as "Women really want to be raped"). Perpetrators also tend to interpret women's social behaviors inaccurately, viewing friendliness as seductiveness, assertiveness as hostility, and resistance as desire (Abbey & Jacques-Tiura, 2011; Abbey & McAuslan, 2004). Furthermore, sexual abuse in childhood, promiscuity in adolescence, and alcohol abuse in adulthood are associated with sexual coercion. Approximately half of all sexual assaults take place while people are intoxicated (Black et al., 2011).

LOOK AND LISTEN

Obtain from your campus student services or police department the number of sexual assaults reported by students during the most recent year. What percentage involved alcohol? What prevention and intervention services does your college offer?

Cultural forces also contribute. When men are taught from an early age to be dominant, competitive, and aggressive and women to be submissive and cooperative, the themes of rape are reinforced. Societal acceptance of violence also sets the stage for rape, which typically occurs in relationships in which other forms of aggression are commonplace. Exposure to sexually aggressive pornography and other media images, which portray women desiring and enjoying the assault, also promote sexual coercion by dulling sensitivity to its harmful consequences.

About 7 percent of men have been victims of coercive sexual behavior. Although rape victims report mostly male perpetrators, women are largely responsible for other forms of sexual coercion against men (Black et al, 2011). Victimized men often say that women who committed these acts used threats of physical force or actual force, encouraged them to get drunk, or threatened to end the relationship unless they complied (Anderson & Savage, 2005). Unfortunately, authorities rarely recognize female-initiated forced sex as illegal, and few men report these crimes.

Consequences. Women's and men's psychological reactions to rape resemble those of survivors of extreme trauma. Immediate responses—shock, confusion, withdrawal, and psychological numbing—eventually give way to chronic fatigue, tension, disturbed sleep, depression, substance abuse, social anxiety, and suicidal thoughts (Black et al., 2011; Schewe, 2007). Victims of ongoing sexual coercion may fall into a pattern of extreme passivity and fear of taking any action.

One-third to one-half of female rape victims are physically injured. From 4 to 30 percent contract sexually transmitted diseases, and pregnancy results in about 5 percent of cases. Furthermore, victims of rape (and other sexual crimes) report more symptoms of illness across almost all body systems. And they are more likely to engage in negative health behaviors, including smoking and alcohol use (McFarlane et al., 2005; Schewe, 2007).

Applying What We Know

Preventing Sexual Coercion

Suggestion	Description
Reduce gender stereotyping and gender inequalities.	The roots of men's sexual coercion of women lie in the historically subordinate status of women. Unequal educational and employment opportunities keep women economically dependent on men and therefore poorly equipped to avoid partner violence. At the same time, increased public awareness that women sometimes commit sexually aggressive acts is needed.
Mandate treatment for men and women who physically or sexually assault their partners.	Ingredients of effective intervention include combating rape myths and inducing personal responsibility for violent behavior; teaching social awareness, social skills, and anger management; and developing a support system to prevent future attacks.
Expand interventions for children and adolescents who have witnessed violence between their parents.	Although most child witnesses to parental violence do not become involved in abusive relationships as adults, they are at increased risk.
Teach both men and women to take precautions that lower the risk of sexual assault.	Risk of sexual assault can be reduced by communicating sexual limits clearly to a date; developing supportive ties to neighbors; increasing the safety of the immediate environment (for example, installing deadbolt locks, checking the back seat of the car before entering); avoiding deserted areas; not walking alone after dark; and leaving parties where alcohol use is high.
Broaden definitions of rape to be gender-neutral.	In some U.S. states, where the definition of rape is limited to vaginal or anal penetration, a woman legally cannot rape a man. A broader definition is needed to encompass women as both victims and perpetrators of sexual aggression.

Sources: Anderson & Savage, 2005; Schewe, 2007.

Prevention and Treatment. Many female rape victims are less fortunate than Karen because anxiety about provoking another attack keeps them from confiding even in trusted family members and friends. A variety of community services, including safe houses, crisis hotlines, support groups, and legal assistance, exist to help women take refuge from abusive partners, but most are underfunded and cannot reach out to everyone in need. Practically no services are available for victimized men, who are often too embarrassed to come forward.

The trauma induced by rape is severe enough that therapy is important—both individual treatment to reduce anxiety and depression and group sessions where contact with other survivors helps counter isolation and self-blame (Street, Bell, & Ready, 2011). Other critical features that foster recovery include

- *Routine screening for victimization* during health-care visits to ensure referral to community services and protection from future harm
- *Validation of the experience,* by acknowledging that many others have been physically and sexually assaulted by intimate partners; that such assaults lead to a wide range of persisting symptoms, are illegal and inappropriate, and should not be tolerated; and that the trauma can be overcome
- *Safety planning,* even when the abuser is no longer present, to prevent recontact and reassault. This includes information about how to obtain police protection, legal intervention, a safe shelter, and other aid should a rape survivor be at risk again.

Finally, many steps can be taken at the level of the individual, the community, and society to prevent sexual coercion. Some are listed in Applying What We Know above.

Psychological Stress

A final health concern, threaded throughout previous sections, has such a broad impact that it merits a comment of its own. Psychological stress, measured in terms of adverse social conditions, traumatic experiences, negative life events, or daily hassles, is related to a wide variety of unfavorable health outcomes—both unhealthy behaviors and clear physical consequences. And recall from earlier chapters that intense, persistent stress, from the prenatal period on, disrupts the brain's inherent ability to manage stress, with long-term consequences. For individuals with childhood histories of stress, continuing stressful experiences combine with an impaired capacity to cope with stress, heightening the risk of adult health impairments.

As SES decreases, exposure to diverse stressors rises—an association that likely plays an important role in the strong connection between low SES and poor health (see pages 438–439) (Chandola & Marmot, 2011). Chronic stress is linked to overweight and obesity, diabetes, hypertension, and atherosclerosis. And in susceptible individuals, acute stress can trigger cardiac events, including heart-beat rhythm abnormalities and heart attacks (Bekkouche et al., 2011; Brooks, McCabe, & Schneiderman, 2011). These relationships contribute to the high incidence of heart disease in low-income groups, especially African Americans. Compared with higher-SES individuals,

low-SES adults show a stronger cardiovascular response to stress, perhaps because they more often perceive stressors as unsolvable (Almeida et al., 2005; Carroll et al., 2007). Earlier we mentioned that stress interferes with immune system functioning, a link that may underlie its relationship to several forms of cancer. And by reducing digestive activity as blood flows to the brain, heart, and extremities, stress can cause gastrointestinal difficulties, including constipation, diarrhea, colitis, and ulcers (Donatelle, 2012).

The many challenging tasks of early adulthood make it a particularly stressful time of life. Young adults more often report depressive feelings than middle-aged people, many of whom have attained vocational success and financial security and are enjoying more free time as parenting responsibilities decline (Nolen-Hoeksema & Aldao, 2011). Also, as we will see in Chapters 15 and 16, middle-aged and older adults are better than young adults at coping with stress (Blanchard-Fields, Mienaltowski, & Baldi, 2007). Because of their longer life experience and greater sense of personal control over their lives, they are more likely to engage in problem-centered coping when stressful conditions can be changed and emotion-centered coping when nothing can be done.

In previous chapters, we repeatedly noted the stress-buffering effect of social support, which continues throughout life. Helping stressed young adults establish and maintain satisfying, caring social ties is as important a health intervention as any we have mentioned.

ASK YOURSELF

REVIEW List as many factors as you can that may have contributed to heart attacks and early death among Sharese's African-American relatives.

REVIEW Why are people in committed relationships likely to be more sexually active and satisfied than those who are dating several partners?

CONNECT Describe history-graded influences that have contributed to the obesity epidemic. (To review this aspect of the lifespan perspective, refer to page 11 in Chapter 1.)

APPLY Tom had been going to a health club three days a week after work, but job pressures convinced him that he no longer had time for regular exercise. Explain to Tom why he should keep up his exercise regimen, and suggest ways to fit it into his busy life.

COGNITIVE DEVELOPMENT

The cognitive changes of early adulthood are supported by further development of the cerebral cortex, especially the prefrontal cortex and its connections with other brain regions. Pruning of synapses along with growth and myelination of stimulated neural fibers continue, though at a slower pace than in adolescence (Nelson, Thomas, & De Haan, 2006; Zelazo & Lee, 2010). These changes result in continued fine-tuning of the *prefrontal cognitive-control network* (see page 367 in Chapter 11). Consequently, planning, reasoning, and decision making improve, supported by major life events of this period—including attaining higher education, establishing a career, and grappling with the demands of marriage and child rearing. Furthermore, fMRI evidence reveals that as young adults become increasingly proficient in a chosen field of endeavor, regions of the cerebral cortex specialized for those activities undergo further *experience-dependent brain growth* (see page 128 in Chapter 4). Besides more efficient functioning, structural changes occur as greater knowledge and refinement of skills result in more cortical tissue devoted to the task and, at times, reorganization of brain areas governing the activity (Hill & Schneider, 2006; Lenroot & Giedd, 2006).

How does cognition change in early adulthood? Lifespan theorists have examined this question from three familiar vantage points. First, they have proposed transformations in the structure of thought—new, qualitatively distinct ways of thinking that extend the cognitive-developmental changes of adolescence. Second, adulthood is a time of acquiring advanced knowledge in a particular area, an accomplishment that has important implications for information processing and creativity. Finally, researchers have been interested in the extent to which the diverse mental abilities assessed by intelligence tests remain stable or change during the adult years—a topic addressed in Chapter 15.

Changes in the Structure of Thought

Sharese described her first year in graduate school as a "cognitive turning point." As part of her internship in a public health clinic, she observed firsthand the many factors that affect human health-related behaviors. For a time, the realization that everyday dilemmas did not have clear-cut solutions made her intensely uncomfortable. "Working in this messy reality is so different from the problem solving I did in my undergraduate classes," she told her mother over the phone one day.

Piaget (1967) recognized that important advances in thinking follow the attainment of formal operations. He observed that adolescents prefer an idealistic, internally consistent perspective on the world to one that is vague, contradictory, and adapted to particular circumstances (see Chapter 11, pages 367–368). Sharese's reflections fit the observations of researchers who have studied **postformal thought**—cognitive development beyond Piaget's formal operational stage. To clarify how thinking is restructured in adulthood, let's look at some influential theories, along with supportive research. Together, they show how personal effort and social experiences combine to spark increasingly rational, flexible, and practical ways of thinking that accept uncertainties and vary across situations.

Perry's Theory: Epistemic Cognition

The work of William Perry (1981, 1970/1998) provided the starting point for an expanding research literature on the development of *epistemic cognition. Epistemic* means "of or about knowledge," and **epistemic cognition** refers to our reflections on how we arrived at facts, beliefs, and ideas. When mature, rational thinkers reach conclusions that differ from those of others, they consider the justifiability of their conclusions. When they cannot justify their approach, they revise it, seeking a more balanced, adequate route to acquiring knowledge.

Development of Epistemic Cognition. Perry wondered why young adults respond in dramatically different ways to the diversity of ideas they encounter in college. To find out, he interviewed Harvard University undergraduates at the end of each of their four years, asking "what stood out" during the previous year. Responses indicated that students' reflections on knowing changed as they experienced the complexities of university life and moved closer to adult roles—findings confirmed in many subsequent studies (King & Kitchener, 1994, 2002; Magolda, Abes, & Torres, 2009; Moore, 2002).

Younger students regarded knowledge as made up of separate units (beliefs and propositions), whose truth could be determined by comparing them to objective standards—standards that exist apart from the thinking person and his or her situation. As a result, they engaged in **dualistic thinking,** dividing information, values, and authority into right and wrong, good and bad, we and they. As one college freshman put it, "When I went to my first lecture, what the man said was just like God's word. I believe everything he said because he is a professor . . . and this is a respected position" (Perry, 1981, p. 81). And when asked, "If two people disagree on the interpretation of a poem, how would you decide which one is right?" a sophomore replied, "You'd have to ask the poet. It's his poem" (Clinchy, 2002, p. 67). Dualistic thinkers, who believe knowledge is certain and teachers have that knowledge, approach learning by accepting what they are given.

Older students, in contrast, had moved toward **relativistic thinking,** viewing all knowledge as embedded in a framework of thought. Aware of a diversity of opinions on many topics, they gave up the possibility of absolute truth in favor of multiple truths, each relative to its context. As a result, their thinking became more flexible and tolerant. As one college senior put it, "Just seeing how [famous philosophers] fell short of an all-encompassing answer, [you realize] that ideas are really individualized. And you begin to have respect for how great their thought could be, without its being absolute" (Perry, 1970/1998, p. 90). Relativistic thinking leads to the realization that one's own beliefs are often subjective, since several frameworks may satisfy the criterion of internal logical consistency (Moore, 2002; Sinnott, 2003). And from constructing, interpreting, and evaluating evidence from diverse frames of reference, relativistic thinkers become acutely aware that each person, in arriving at a position, creates her own "truth."

Eventually, the most mature individuals progress to **commitment within relativistic thinking.** Instead of choosing between opposing views, they try to formulate a more personally satisfying perspective that synthesizes contradictions. When considering which of two theories studied in a college course is better, or which of several movies most deserves an Oscar, the individual moves beyond the stance that everything is a matter of opinion and generates rational criteria against which options can be evaluated (Moshman, 2003, 2005). At the same time, mature thinkers willingly revise their internal belief system when presented with relevant evidence.

By the end of the college years, some students reach this extension of relativism. Adults who attain it generally display a more sophisticated approach to learning, in which they actively seek differing perspectives to deepen their knowledge and understanding and to clarify the basis for their own perspective. ***TAKE A MOMENT...*** Notice how commitment within relativistic thinking involves the information-gathering cognitive style (see page 404 in Chapter 12) and pursuit of personally meaningful beliefs, values, and goals essential to healthy identity development. Mature epistemic cognition also contributes greatly to effective decision making and problem solving.

Importance of Peer Interaction and Reflection. Advances in epistemic cognition depend on further gains in metacognition, which are likely to occur in situations that challenge young peoples' perspectives and induce them to consider the rationality of their thought processes (Magolda, Abes, & Torres, 2009). In a study of the college learning experiences of seniors scoring low and high in epistemic cognition, high-scoring students frequently reported activities that encouraged them to struggle with realistic but ambiguous problems in a supportive environment, in which faculty were committed to helping them understand how knowledge is constructed and why it must be subject to revision. For example, an engineering

© IAN SHAW/ALAMY

When college students challenge one another's reasoning while tackling realistic, ambiguous problems, they are likely to gain in epistemic cognition.

major, describing an airplane-design project that required advanced epistemic cognition, noted his discovery that "you can design 30 different airplanes and each one's going to have its benefits and there's going to be problems with each one" (Marra & Palmer, 2004, p. 116). Low-scoring students rarely mentioned such experiences.

In tackling challenging, ill-structured problems, interaction among individuals who are roughly equal in knowledge and authority is beneficial because it prevents acceptance of another's reasoning simply because of greater power or expertise. When college students were asked to devise the most effective solution to a difficult logical problem, only 3 out of 32 students (9 percent) in a "work alone" condition succeeded. But in an "interactive" condition, 15 out of 20 small groups (75 percent) arrived at the correct solution following extensive discussion (Moshman & Geil, 1998). Whereas few students working alone reflected on their solution strategies, most groups engaged in a process of "collective rationality" in which members challenged one another to justify their reasoning and collaborated in working out the most defensible strategy.

Of course, reflection on one's own thinking can also occur individually. But peer interaction fosters the necessary type of individual reflection: arguing with oneself over competing ideas and strategies and coordinating opposing perspectives into a new, more effective structure. ***TAKE A MOMENT...*** Return to page 320 in Chapter 9 to review how peer collaboration fosters cognitive development in childhood. It remains a highly effective basis for education in early adulthood.

LOOK AND LISTEN

Describe learning experiences in one of your college courses that advanced your epistemic cognition. How did your thinking change? ●

Perry's theory and the research it stimulated are based on samples of highly educated young adults. These investigators acknowledge that progress in epistemic cognition is probably limited to people confronting the multiplicity of viewpoints typically encountered during a college education and that the most advanced attainment—commitment within relativism—often requires advanced graduate study (Greene, Torney-Purta, & Azevedo, 2010; King & Kitchener, 2002). But the underlying theme—thought less constrained by the need to find one answer to a question and more responsive to its context—is also evident in another theory of adult cognition.

Labouvie-Vief's Theory: Pragmatic Thought and Cognitive-Affective Complexity

Gisella Labouvie-Vief's (1980, 1985) portrait of adult cognition echoes features of Perry's theory. Adolescents, she points out, operate within a world of possibility. Adulthood involves movement from hypothetical to **pragmatic thought,** a structural advance in which logic becomes a tool for solving real-world problems.

According to Labouvie-Vief, the need to specialize motivates this change. As adults select one path out of many alternatives, they become more aware of the constraints of everyday life. And in the course of balancing various roles, they accept contradictions as part of existence and develop ways of thinking that thrive on imperfection and compromise. Sharese's friend Christy, a married graduate student and parent of her first child at age 26, illustrates:

> I've always been a feminist, and I wanted to remain true to my beliefs in family and career. But this is Gary's first year of teaching high school, and he's saddled with four preparations and coaching the school's basketball team. At least for now, I've had to settle for "give-and-take feminism"—going to school part-time and shouldering most of the child-care responsibilities while he gets used to his new job. Otherwise, we'd never make it financially.

Labouvie-Vief (2003, 2006) also points out that young adults' enhanced reflective capacities alter the dynamics of their emotional lives: They become more adept at integrating cognition with emotion and, in doing so, again make sense of discrepancies. Examining the self-descriptions of 10- to 80-year-olds diverse in SES, Labouvie-Vief found that from adolescence through middle adulthood, people gained in **cognitive-affective complexity**—awareness of conflicting positive and negative feelings and coordination of them into a complex, organized structure that recognizes the uniqueness of individual experiences (see Figure 13.7) (Labouvie-Vief, 2008; Labouvie-Vief et al., 1995, 2007). For example, one 34-year-old combined roles, traits, and diverse emotions into this coherent self-description: "With the recent birth of our first child, I find myself more fulfilled than ever, yet struggling in some ways. My elation is

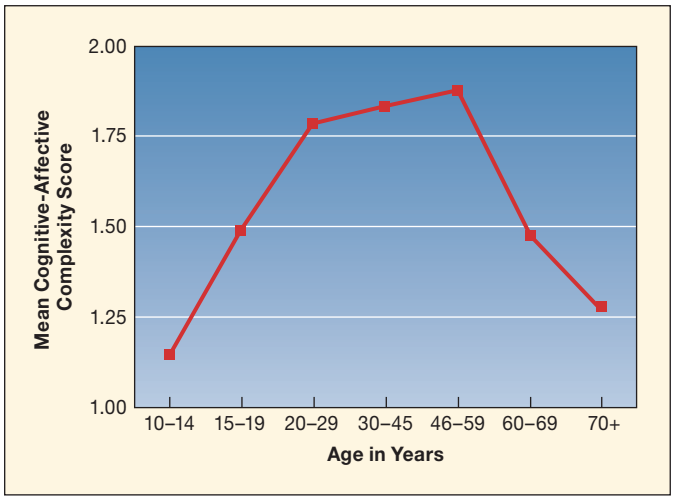

FIGURE 13.7 Changes in cognitive-affective complexity from adolescence to late adulthood. Performance, based on responses of several hundred 10- to 80-year-olds' descriptions of their roles, traits, and emotions, increased steadily from adolescence through early adulthood, peaked in middle age, and fell off in late adulthood when (as we will see in later chapters) basic information-processing skills decline. (From G. Labouvie-Vief, 2003, "Dynamic Integration: Affect, Cognition, and the Self in Adulthood," *Current Directions in Psychological Science, 12,* p. 203, copyright © 2003, Sage Publications. Reprinted by permission of SAGE Publications.)

tempered by my gnawing concern over meeting all my responsibilities in a satisfying way while remaining an individualized person with needs and desires."

Cognitive-affective complexity promotes greater awareness of one's own and others' perspectives and motivations. As Labouvie-Vief (2003) notes, it is a vital aspect of adult *emotional intelligence* (see page 313 in Chapter 9) and is valuable in solving many pragmatic problems. Individuals high in cognitive-affective complexity view events and people in a tolerant, open-minded fashion. And because cognitive-affective complexity involves accepting and making sense of both positive and negative feelings, it helps people regulate intense emotion and, therefore, think rationally about real-world dilemmas, even those that are laden with negative information (Labouvie-Vief, Grühn, & Studer, 2010).

Awareness of multiple truths, integration of logic with reality, and cognitive-affective complexity sum up qualitative transformations in thinking under way in early adulthood (Sinnott, 1998, 2003, 2008). As we will see next, adults' increasingly specialized and context-bound thought, although it closes off certain options, opens new doors to higher levels of competence.

Expertise and Creativity

In Chapter 9, we noted that children's expanding knowledge improves their ability to remember new information related to what they already know. For young adults, **expertise**—acquisition of extensive knowledge in a field or endeavor—is supported by the specialization that begins with selecting a college major or an occupation, since it takes many years to master any complex domain. Once attained, expertise has a profound impact on information processing.

Compared with novices, experts remember and reason more quickly and effectively. The expert knows more domain-specific concepts and represents them in richer ways—at a deeper and more abstract level and as having more features that can be linked to other concepts. As a result, unlike novices, whose understanding is superficial, experts approach problems with underlying principles in mind. For example, a highly trained physicist notices when several problems deal with conservation of energy and can therefore be solved similarly. In contrast, a beginning physics student focuses only on surface features—whether the problem contains a disk, a pulley, or a coiled spring (Chi, 2006; Chi, Glaser, & Farr, 1988). Experts can use what they know to arrive at many solutions automatically—through quick and easy remembering. And when a problem is challenging, they tend to plan ahead, systematically analyzing and categorizing elements and selecting the best from many possibilities, while the novice proceeds more by trial and error.

Expertise is necessary for creativity as well as problem solving (Weissberg, 2006). The creative products of adulthood differ from those of childhood in that they are not just original but also directed at a social or aesthetic need. Mature creativity requires a unique cognitive capacity—the ability to formulate new, culturally meaningful problems and to ask significant

© BORDERLANDS/ALAMY

A sculptor works on a statue to honor those who died in the Asian tsunami of 2004. The creative products of adulthood often are not just original but also directed at a social or aesthetic need.

questions that have not been posed before. According to Patricia Arlin (1989), movement from *problem solving* to *problem finding* is a core feature of postformal thought evident in highly accomplished artists and scientists.

Case studies support the 10-year rule in development of master-level creativity—a decade between initial exposure to a field and sufficient expertise to produce a creative work (Simonton, 2000; Winner, 2003). Furthermore, a century of research reveals that creative productivity typically rises in early adulthood, peaks in the late thirties or early forties, and gradually declines, though creative individuals near the end of their careers are usually more productive than those just starting their careers (see Figure 13.8) (Simonton, 2012). But

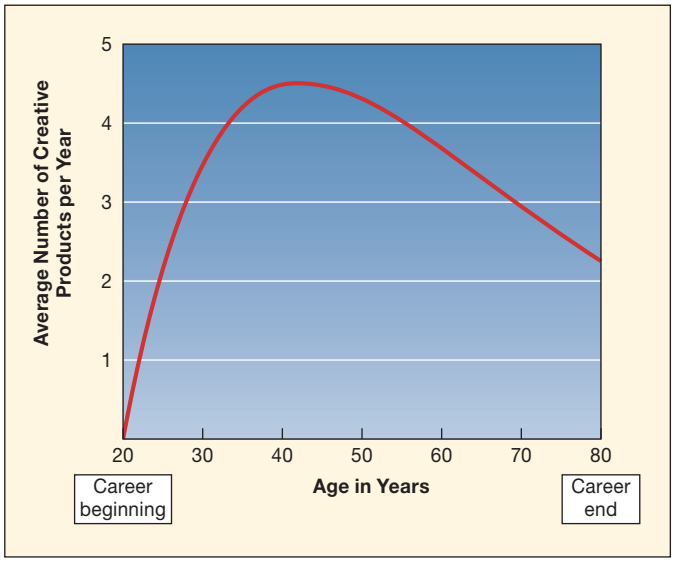

FIGURE 13.8 Changes in creative productivity during adulthood. Productivity typically rises over early adulthood and then declines, though creative older adults continue to produce more than adults just starting their careers. (Adapted from Simonton, 2012.)

exceptions exist. Those who get an early start in creativity tend to peak and drop off sooner, whereas "late bloomers" reach their full stride at older ages. This suggests that creativity is more a function of "career age" than of chronological age.

The course of creativity also varies across disciplines and individuals (Simonton, 2006, 2012). For example, poets, visual artists, and musicians typically show an early rise in creativity, perhaps because they do not need extensive formal education before they begin to produce. Academic scholars and scientists, who must earn higher academic degrees and spend years doing research to make worthwhile contributions, tend to display their achievements later and over a longer time. And whereas some creators are highly productive, others make only a single lifetime contribution.

Though creativity is rooted in expertise, not all experts are creative. Creativity also requires other qualities. A vital ingredient is an innovative thinking style. In one study, college students who preferred to think intuitively (rely on "first impression") were told to solve a real-world problem using rational approach (be as "analytical" as possible) (Dane et al., 2011). Compared to controls who used their natural style, students required to use a style that differed sharply from their typical approach—who thought "outside the box"—generated many more creative ideas. Creative individuals are also tolerant of ambiguity, open to new experiences, persistent and driven to succeed, and willing to try again after failure (Lubart, 2003; Zhang & Sternberg, 2011). Finally, creativity demands time and energy. For women especially, it may be postponed or disrupted by child rearing, divorce, or an unsupportive partner (Vaillant & Vaillant, 1990).

In sum, creativity is multiply determined. When personal and situational factors jointly promote it, creativity can continue for many decades, well into old age.

ASK YOURSELF

REVIEW How does expertise affect information processing? Why is expertise necessary for, but not the same as, creativity?

CONNECT Our discussion in Chapter 9 noted that emotional intelligence is associated with life satisfaction and success in the workplace. How might cognitive–affective complexity contribute to these outcomes?

APPLY For her human development course, Marcia wrote a paper discussing the differing implications of Piaget's and Vygotsky's theories for education. Next, she reasoned that combining the two perspectives is more effective than relying on either position by itself. Explain how Marcia's reasoning illustrates advanced epistemic cognition.

REFLECT Describe a classroom experience or assignment in one of your college courses that promoted relativistic thinking.

The College Experience

Looking back at the trajectory of their lives, many people view the college years as formative—more influential than any other period of adulthood. This is not surprising. College serves as a "developmental testing ground," a time for devoting full attention to exploring alternative values, roles, and behaviors. To facilitate this exploration, college exposes students to a form of "culture shock"—encounters with new ideas and beliefs, new freedoms and opportunities, and new academic and social demands. More than 70 percent of U.S. high school graduates enroll in an institution of higher education (U.S. Department of Education, 2012b). Besides offering a route to a high-status career and its personal and monetary rewards, colleges and universities have a transforming impact on young people.

Psychological Impact of Attending College

Thousands of studies reveal broad psychological changes from the freshman to the senior year of college (Montgomery & Côté, 2003; Pascarella & Terenzini, 1991, 2005). As research inspired by Perry's theory indicates, students become better at reasoning about problems that have no clear solution, identifying the strengths and weaknesses of opposing sides of complex issues, and reflecting on the quality of their thinking. Their attitudes and values also broaden. They show increased interest in literature, the performing arts, and philosophical and historical issues and greater tolerance for racial and ethnic diversity. Also, as noted in Chapter 12, college leaves its mark on moral reasoning by fostering concern with individual rights and human welfare, sometimes expressed in political activism. Finally, exposure to multiple worldviews encourages young people to look more closely at themselves. During the college years, students develop greater self-understanding, enhanced self-esteem, and a firmer sense of identity.

How do these interrelated changes come about? The type of four-year institution attended—public versus private, highly selective versus relatively open in enrollment—makes little difference in psychological outcomes or even in ultimate career success and earnings (Montgomery & Côté, 2003). And cognitive growth seems to be similar at two-year community colleges and at four-year institutions (Pascarella, 2001).

Rather, the impact of college is jointly influenced by the person's involvement in academic and nonacademic activities and the richness of the campus environment. The more students interact with diverse peers in academic and extracurricular settings, the more they benefit cognitively—in grasping the complex causes of events, thinking critically, and generating effective problem solutions (Bowman, 2011a). Also, interacting with racially and ethnically mixed peers—both in courses exploring diversity issues and in out-of-class settings—predicts gains in civic engagement. And students who connect their community

© ST. PETERSBURG TIMES/BRENDAN FITTERER/THE IMAGE WORKS

Community college students join in a Peace Week activity, keeping pace with the beat of a drum circle. The more students interact with diverse peers in academic and extracurricular settings, the more they benefit cognitively from attending college.

service experiences with their classroom learning show large cognitive gains (Bowman, 2011b). These findings underscore the importance of programs that integrate commuting students into out-of-class campus life.

Dropping Out

Completing a college education has enduring effects on people's cognitive development, worldview, and postcollege opportunities. In the 1970s, the United States ranked first in the world in percentage of young adults with college degrees; today it is sixteenth, with just 41 percent of 25- to 34-year-olds having graduated. It lags far behind such countries as Canada, Japan, and South Korea, the global leader—where the rate is 63 percent (OECD, 2012a). Major contributing factors are the high U.S. child poverty rate; poor-quality elementary and secondary schools in low-income neighborhoods; and the high rate of high school dropout among teenagers. College leaving is also influential: 44 percent of U.S. students at two-year institutions and 32 percent of students at four-year institutions drop out, most within the first year and many within the first six weeks (ACT, 2010). Dropout rates are higher in colleges with less selective admission requirements; in some, first-year dropout approaches 50 percent. And ethnic minority students from low-SES families are, once again, at increased risk of dropping out (Feldman, 2005).

Both personal and institutional factors contribute to college leaving. Most entering freshmen have high hopes for college life but find the transition difficult. Those who have trouble adapting—because of lack of motivation, poor study skills, financial pressures, or emotional dependence on parents—quickly develop negative attitudes toward the college environment. Often these exit-prone students do not meet with their advisers or professors. At the same time, colleges that do little to help high-risk students, through developmental courses and other support services, have a higher percentage of dropouts (Moxley, Najor-Durack, & Dumbrigue, 2001).

Beginning to prepare young people in early adolescence with the necessary visions and skills can do much to improve college success. In a study that followed up nearly 700 young people from sixth grade until two years after high school graduation, a set of factors—grade point average, academic self-concept, persistence in the face of challenge, parental SES and valuing of a college education, and the individual's plans to attend college—predicted college enrollment at age 20 (Eccles, Vida, & Barber, 2004). Although parental SES is difficult to modify, improving parents' attitudes and behaviors and students' academic motivation and educational aspirations is within reach, through a wide array of strategies considered in Chapters 11 and 12.

Once young people enroll in college, reaching out to them, especially during the early weeks and throughout the first year, is crucial. Programs that forge bonds between teachers and students and that generously fund student services—providing academic support, counseling to address academic and personal challenges, part-time work opportunities, and meaningful extracurricular roles—increase retention. Membership in campus-based social and religious organizations is especially helpful in strengthening minority students' sense of belonging (Chen, 2012; Fashola & Slavin, 1998). Young people who feel that their college community is concerned about them as individuals are far more likely to graduate.

Vocational Choice

Young adults, college-bound or not, face a major life decision: the choice of a suitable work role. Being a productive worker calls for many of the same qualities as being an active citizen and a nurturant family member—good judgment, responsibility, dedication, and cooperation. What influences young people's decisions about careers? What is the transition from school to work like, and what factors make it easy or difficult?

Selecting a Vocation

In societies with an abundance of career possibilities, occupational choice is a gradual process that begins long before adolescence. Major theorists view the young person as moving through several periods of vocational development (Gottfredson, 2005; Super, 1990, 1994):

1. The **fantasy period:** In early and middle childhood, children gain insight into career options by fantasizing about them (Howard & Walsh, 2010). Their preferences, guided largely by familiarity, glamour, and excitement, bear little relation to the decisions they will eventually make.

2. The **tentative period:** Between ages 11 and 16, adolescents think about careers in more complex ways, at first in terms of their *interests,* and soon—as they become more aware of personal and educational requirements for different vocations—in terms of their *abilities* and *values.* "I like science and the process of discovery," Sharese thought as she neared high school graduation. "But I'm also good with people, and I'd like to do something to help others. So maybe teaching or medicine would suit my needs."
3. The **realistic period:** By the late teens and early twenties, with the economic and practical realities of adulthood just around the corner, young people start to narrow their options. A first step is often further *exploration*—gathering more information about possibilities that blend with their personal characteristics. In the final phase, *crystallization,* they focus on a general vocational category and experiment for a time before settling on a single occupation (Stringer, Kerpelman, & Skorikov, 2011). As a college sophomore, Sharese pursued her interest in science, but she had not yet selected a major. Once she decided on chemistry, she considered whether to pursue teaching, medicine, or public health.

Factors Influencing Vocational Choice

Most, but not all, young people follow this pattern of vocational development. A few know from an early age just what they want to be and follow a direct path to a career goal. Some decide and later change their minds, and still others remain undecided for an extended period. College students are granted added time to explore various options. In contrast, the life conditions of many low-SES youths restrict their range of choices.

Making an occupational choice is not simply a rational process in which young people weigh abilities, interests, and values against career options. Like other developmental milestones, it is the result of a dynamic interaction between person and environment (Gottfredson & Duffy, 2008). A great many influences feed into the decision, including personality, family, teachers, and gender stereotypes, among others.

Personality. People are attracted to occupations that complement their personalities. John Holland (1985, 1997) identified six personality types that affect vocational choice:

- The *investigative person,* who enjoys working with ideas, is likely to select a scientific occupation (for example, anthropologist, physicist, or engineer).
- The *social person,* who likes interacting with people, gravitates toward human services (counseling, social work, or teaching).
- The *realistic person,* who prefers real-world problems and working with objects, tends to choose a mechanical occupation (construction, plumbing, or surveying).
- The *artistic person,* who is emotional and high in need for individual expression, looks toward an artistic field (writing, music, or the visual arts).
- The *conventional person,* who likes well-structured tasks and values material possessions and social status, has traits well-suited to certain business fields (accounting, banking, or quality control).
- The *enterprising person,* who is adventurous, persuasive, and a strong leader, is drawn to sales and supervisory positions or to politics.

TAKE A MOMENT... Does one of these personality types describe you? Or do you have aspects of more than one type? Research confirms a relationship between personality and vocational choice in diverse cultures, but it is only moderate. Many people are blends of several personality types and can do well at more than one kind of occupation (Holland, 1997; Spokane & Cruza-Guet, 2005).

Furthermore, career decisions are made in the context of family influences, financial resources, educational and job opportunities, and current life circumstances. For example, Sharese's friend Christy scored high on Holland's investigative dimension. But after she married, had her first child, and faced increasing financial pressures, she postponed her dream of becoming a college professor and chose a human services career that required fewer years of education and offered reasonable likelihood of employment after graduation. During the late-2000s recession, which substantially increased unemployment among new college graduates, increasing numbers of U.S. college students chose to major in business, physical or biological sciences, health professions, or computer science, where the chances of securing a job—particularly a better-paying one—were greatest (U.S. Department of Education, 2012b). Thus, personality takes us only partway in understanding vocational choice.

KEITH BROFSKY/UPPERCUT IMAGES/GETTY IMAGES

These young technicians in a genetics lab, who entered the workforce during the late-2000s recession, prepare DNA samples for analysis. They chose a career in the biological sciences, where employment opportunities were greater than in many other fields.

Family Influences. Young people's vocational aspirations correlate strongly with their parents' jobs. Individuals who grew up in higher-SES homes are more likely to select high-status, white-collar occupations, such as doctor, lawyer, scientist, or engineer. In contrast, those with lower-SES backgrounds tend to choose less prestigious, blue-collar careers—for example, plumber, construction worker, food service employee, or office worker. Parent–child vocational similarity is partly a function of similarity in personality, intellectual abilities, and—especially—educational attainment (Ellis & Bonin, 2003; Schoon & Parsons, 2002). Number of years of schooling completed powerfully predicts occupational status.

Other factors also promote family resemblance in occupational choice. Higher-SES parents are more likely to give their children important information about the worlds of education and work and to have connections with people who can help the young person obtain a high-status position (Kalil, Levine, & Ziol-Guest, 2005). In a study of African-American mothers' influence on their daughters' academic and career goals, college-educated mothers engaged in a wider range of strategies to promote their daughters' progress, including gathering information on colleges and areas of study and identifying knowledgeable professionals who could help (Kerpelman, Shoffner, & Ross-Griffin, 2002).

Parenting practices also shape work-related preferences. Recall from Chapter 2 that higher-SES parents tend to promote curiosity and self-direction, which are required in many high-status careers. Still, all parents can foster higher aspirations. Parental guidance, pressure to do well in school, and encouragement toward high-status occupations predict confidence in career choice and career attainment beyond SES (Bryant, Zvonkovic, & Reynolds, 2006; Stringer & Kerpelman, 2010).

Teachers. Young adults preparing for or engaged in careers requiring extensive education often report that teachers influenced their choice (Bright et al., 2005; Reddin, 1997). High school students who say that most of their teachers are caring and accessible, interested in their future, and expect them to work hard feel more confident about choosing a personally suitable career and succeeding at it (Metheny, McWhirter, & O'Neil, 2008). College-bound high school students tend to have closer relationships with teachers than do other students—relationships that are especially likely to foster high career aspirations in young women (Wigfield et al., 2002).

These findings provide yet another reason to promote positive teacher–student relations, especially for high school students from low-SES families. Teachers who offer encouragement and act as role models can serve as an important source of resilience for these young people.

Gender Stereotypes. Over the past four decades, young women have expressed increasing interest in occupations largely held by men (Gottfredson, 2005). Changes in gender-role attitudes, along with a dramatic rise in numbers of employed mothers who serve as career-oriented models for their daughters, are common explanations for women's attraction to nontraditional careers.

TABLE 13.2 Percentage of Women in Various Professions in the United States, 1983 and 2010

PROFESSION	1983	2010
Architect or engineer	5.8	12.9
Lawyer	15.8	31.5
Doctor	15.8	32.3
Business executive	32.4	38.2[a]
Author, artist, entertainer	42.7	46.2
Social worker	64.3	80.8
Elementary or middle school teacher	93.5	81.8
Secondary school teacher	62.2	57.0
College or university professor	36.3	45.9
Librarian	84.4	82.8
Registered nurse	95.8	91.1
Psychologist	57.1	66.7

Source: U.S. Census Bureau, 2012.

[a]This percentage includes executives and managers at all levels. As of 2010, women made up only 4 percent of chief executive officers at Fortune 500 companies, although that figure represents more than 2½ times as many as in 2003.

But women's progress in entering and excelling at male-dominated professions has been slow. As Table 13.2 shows, although the percentage of women engineers, lawyers, doctors, and business executives has increased in the United States over the past quarter-century, it still falls far short of equal representation. Women remain concentrated in less-well-paid, traditionally feminine professions such as writing, social work, education, and nursing (U.S. Census Bureau, 2012). In virtually all fields, their achievements lag behind those of men, who write more books, make more discoveries, hold more positions of leadership, and produce more works of art.

Ability cannot account for these dramatic sex differences. Recall from Chapter 11 that girls are advantaged in reading and writing achievement, and the gender gap favoring boys in math is small and has been shrinking. Rather, gender-stereotyped messages play a key role. Although girls earn higher grades than boys, they reach secondary school less confident of their abilities, more likely to underestimate their achievement, and less likely to express interest in STEM careers (see page 389).

In college, the career aspirations of many women decline further as they question their capacity and opportunities to succeed in male-dominated fields and worry about combining a highly demanding career with family responsibilities (Chhin, Bleeker, & Jacobs, 2008; Wigfield et al., 2006). In a recent study, science professors at a broad sample of U.S. universities were

Social Issues: Education

Masculinity at Work: Men Who Choose Nontraditional Careers

Ross majored in engineering through his sophomore year of college, when he startled his family and friends by switching to nursing. "I've never looked back," Ross said. "I love the work." He noted some benefits of being a male in a female work world, including rapid advancement and the high regard of women colleagues. "But as soon as they learn what I do," Ross remarked with disappointment, "guys on the outside question my abilities and masculinity."

What factors influence the slowly increasing number of men who, like Ross, enter careers dominated by women? Compared to their traditional-career counterparts, these men are more liberal in their social attitudes, less gender-typed, less focused on the social status of their work, and more interested in working with people (Dodson & Borders, 2006; Jome, Surething, & Taylor, 2005). Perhaps their gender-stereotype flexibility allows them to choose occupations they find satisfying, even if those jobs are not typically regarded as appropriate for men.

In one investigation, 40 men who were primary school teachers, nurses, airline stewards, or librarians, when asked how they arrived at their choice, described diverse pathways (Simpson, 2005). Some actively sought the career, others happened on it while exploring possibilities, and still others first spent time in another occupation (usually male-dominated), found it unsatisfying, and then settled into their current career.

The men also confirmed Ross's observations: Because of their male minority status, co-workers often assumed they were more knowledgeable than they actually were. They also had opportunities to move quickly into supervisory positions, although many did not seek advancement (Simpson, 2004). As one teacher commented, "I just want to be a good classroom teacher. What's wrong with that?" Furthermore, while in training and on the job, virtually all the men reported feeling socially accepted—relaxed and comfortable working with women.

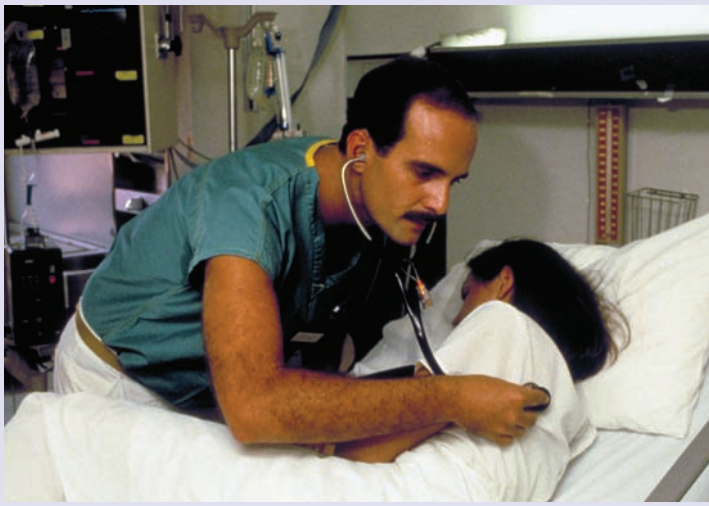

© PAUL CONKLIN/PHOTOEDIT

This nurse exemplifies the increasing number of men entering careers dominated by women. Compared with his traditional-career counterparts, he is likely to be less gender-typed and more interested in working with people.

But when asked to reflect on how others reacted to their choice, many men expressed anxiety about being stigmatized—by other men, not by women, whom they reported as generally accepting. To reduce these feelings, the men frequently described their job in ways that minimized its feminine image. Several librarians emphasized technical requirements by referring to their title as "information scientist" or "researcher." The nurses sometimes distanced themselves from a feminine work identity by specializing in "adrenaline-charged" areas such as accident or emergency. Despite these tensions, as with Ross, their high level of private comfort seemed to prevail over uneasiness about the feminine public image of their work.

Still, men face certain barriers that resemble those of women preparing for nontraditional careers. For example, male students in college nursing programs often mention lack of male mentors and a "cooler" educational climate, which they attribute to implicit gender discrimination and unsupportive behaviors of women nurse educators (Bell-Scriber, 2008; Meadus & Twomey, 2011). These findings indicate that to facilitate entry into nontraditional careers, men, too, would benefit from supportive relationships with same-gender role models and an end to faculty gender-biased beliefs and behaviors.

sent an undergraduate student's application for a lab manager position. For half, the application bore a male name; for the other half, a female name (Moss-Racusin et al., 2012). Professors of both genders viewed the female student as less competent, less deserving of mentoring, and meriting a lower salary, though her accomplishments were identical to those of the male! In line with these findings, many mathematically talented college women settle on nonscience majors. And partly because of their strong interest in working with people, women who remain in the sciences more often choose medicine or another health profession, and less often choose engineering or a math or physical science career, than their male counterparts (Robertson et al., 2010).

These findings reveal a pressing need for programs that sensitize educators to the special problems women face in developing and maintaining high vocational aspirations and selecting nontraditional careers. Young women's aspirations rise in response to career counseling that encourages them to set goals that match their abilities and faculty who take steps to enhance their experiences in math and science courses. Supportive rela-

tionships with women scientists and engineers add to female students' interest in and expectancies for success in STEM fields (Holdren & Lander, 2012). And such mentoring may help them see how altruistic values—which are particularly important to females—can be fulfilled within STEM occupations.

Compared to women, men have changed little in their interest in nontraditional occupations. See the Social Issues: Education box on the previous page for research on the motivations and experiences of men who do choose female-dominated careers.

Vocational Preparation of Non-College-Bound Young Adults

Sharese's younger brother Leon graduated from high school in a vocational track. Like approximately one-third of U.S. young people with a high school diploma, he had no current plans to go to college. While in school, Leon held a part-time job selling candy at the local shopping mall. He hoped to work in data processing after graduation, but six months later he was still a part-time sales clerk at the candy store. Although Leon had filled out many job applications, he got no interviews or offers.

Leon's inability to find a job other than the one he held as a student is typical for U.S. non-college-bound high school graduates. Although they are more likely to find employment than youths who drop out, they have fewer work opportunities than high school graduates of several decades ago. With rising unemployment during the late-2000s recession, these conditions worsened as entry-level positions went to the large pool of available college graduates. About 30 percent of recent U.S. high school graduates who do not continue their education are unemployed (Shierholz, Sabadish, & Wething, 2012). When they do find work, most hold low-paid, unskilled jobs. In addition, they have few alternatives for vocational counseling and job placement as they transition from school to work.

American employers regard recent high school graduates as unprepared for skilled business and industrial occupations and manual trades. And there is some truth to this impression. As noted in Chapter 11, unlike European nations, the United States has no widespread training system for non-college-bound youths. As a result, most graduate without work-related skills and experience a "floundering period" that lasts for several years.

In Germany, young people who do not go to a Gymnasium (college-preparatory high school) have access to one of the most successful work–study apprenticeship systems in the world for entering business and industry. About two-thirds of German youths participate. After completing full-time schooling at age 15 or 16, they spend the remaining two years of compulsory education in the Berufsschule, combining part-time vocational courses with an apprenticeship that is jointly planned by educators and employers. Students train in work settings for more than 350 blue- and white-collar occupations (Deissinger, 2007). Apprentices who complete the program and pass a qualifying examination are certified as skilled workers and earn union-set wages. Businesses provide financial support because they know that the program guarantees a competent, dedicated work force (Kerckhoff, 2002). Many apprentices are hired into well-paid jobs by the firms that train them.

The success of the German system—and of similar systems in Austria, Denmark, Switzerland, and several East European countries—suggests that a national apprenticeship program would improve the transition from high school to work for U.S. young people. The many benefits of bringing together the worlds of schooling and work include helping non-college-bound young people establish productive lives right after graduation, motivating at-risk youths to stay in school, and contributing to the nation's economic growth. Nevertheless, implementing an apprenticeship system poses major challenges: overcoming the reluctance of employers to assume part of the responsibility for vocational training, ensuring cooperation between schools and businesses, and preventing low-SES youths from being concentrated in the lowest-skilled apprenticeship placements, an obstacle that Germany itself has not yet fully overcome (Lang, 2010). Currently, small-scale school-to-work projects in the United States are attempting to solve these problems and build bridges between learning and working.

Although vocational development is a lifelong process, adolescence and early adulthood are crucial periods for defining occupational goals and launching a career. Young people who are well-prepared for an economically and personally satisfying work life are much more likely to become productive citizens, devoted family members, and contented adults. The support of families, schools, businesses, communities, and society as a whole can contribute greatly to a positive outcome. In Chapter 14, we will take up the challenges of establishing a career and integrating it with other life tasks.

ASK YOURSELF

REVIEW What student and college-environment characteristics contribute to favorable psychological changes during the college years?

CONNECT What have you learned in previous chapters about development of gender stereotypes that helps explain women's slow progress in entering and excelling at male-dominated professions? (*Hint:* See Chapter 10, pages 343–344, and Chapter 11, page 389.)

APPLY Diane, a college freshman, knows that she wants to "work with people" but doesn't yet have a specific career in mind. Diane's father is a chemistry professor, her mother a social worker. What steps can Diane's parents take to broaden her awareness of the world of work and help her focus on an occupational goal?

REFLECT Describe personal and environmental influences on your progress in choosing a vocation.

SUMMARY

PHYSICAL DEVELOPMENT

Biological Aging Is Under Way in Early Adulthood
(p. 432)

Describe current theories of biological aging, both at the level of DNA and body cells and at the level of tissues and organs.

- Once body structures reach maximum capacity and efficiency in the teens and twenties, **biological aging,** or **senescence,** begins.

© MOODBOARD/ALAMY

- The programmed effects of specific genes may control certain age-related biological changes. For example, **telomere** shortening results in senescent cells, which contribute to disease and loss of function.
- DNA may also be damaged as random mutations accumulate, leading to less efficient cell repair and replacement and to abnormal cancerous cells. Release of highly reactive **free radicals** is a possible cause of age-related DNA and cellular damage.
- The **cross-linkage theory of aging** suggests that over time, protein fibers form links and become less elastic, producing negative changes in many organs. Declines in the endocrine and immune systems may also contribute to aging.

Physical Changes (p. 434)

Describe the physical changes of aging, paying special attention to the cardiovascular and respiratory systems, motor performance, the immune system, and reproductive capacity.

- Gradual physical changes take place in early adulthood and later accelerate. Declines in heart and lung performance are evident during exercise. Heart disease is a leading cause of death in adults, although it has decreased since the mid-twentieth century due to lifestyle changes and medical advances.
- Athletic skills requiring speed, strength, and gross-motor coordination peak in the early twenties; those requiring endurance, arm–hand steadiness, and aiming peak in the late twenties and early thirties. Less active lifestyles rather than biological aging are largely responsible for age-related declines in motor performance.
- The immune response declines after age 20 because of shrinkage of the thymus gland and increased difficulty coping with physical and psychological stress.
- Women's reproductive capacity declines with age due to reduced quality and quantity of ova. In men, semen volume and sperm quality decrease gradually after age 35.

Health and Fitness (p. 438)

Describe the impact of SES, nutrition, and exercise on health, and discuss obesity in adulthood.

- Health inequalities associated with SES increase in adulthood. Health-related circumstances and habits underlie these disparities.
- Today, Americans are the heaviest people in the world. Sedentary lifestyles and diets high in sugar and fat contribute to obesity, which is associated with serious health problems, social discrimination, and early death.
- Some weight gain in adulthood reflects a decrease in **basal metabolic rate (BMR),** but many young adults add excess weight. Effective treatment includes a nutritious diet low in calories, sugar, and fat, plus regular exercise, recording of food intake and body weight, social support, and teaching problem-solving skills.
- Regular exercise reduces body fat, builds muscle, fosters resistance to disease, and enhances psychological well-being. Health benefits increase with greater intensity of exercise.

LORI ADAMSKI PEEK/STONE/GETTY IMAGES

What are the two most commonly abused substances, and what health risks do they pose?

- Cigarette smoking and alcohol consumption are the most commonly abused substances. Smokers, most of whom began before age 21, are at increased risk for many health problems, including decline in bone mass, heart attack, stroke, and numerous cancers.
- About one-third of heavy drinkers suffer from alcoholism, to which both heredity and environment contribute. Alcohol is implicated in liver and cardiovascular disease, certain cancers and other physical disorders, highway fatalities, crime, and sexual coercion.

Describe sexual attitudes and behavior of young adults, and discuss sexually transmitted diseases and sexual coercion.

- Most adults are less sexually active than media images suggest, but they display a wider range of sexual choices and lifestyles and have had more sexual partners than earlier generations. The Internet has become a popular way to initiate relationships.

© MAMADUKE ST. JOHN/ALAMY

- Adults in committed relationships report high satisfaction with their sex lives. Only a minority report persistent sexual problems—difficulties linked to low SES and psychological stress.
- Attitudes toward same-sex couples have become more accepting. Homosexual relationships, like heterosexual relationships, are characterized by similarity between partners in education and background, greater satisfaction in committed relationships, and modest frequency of sexual activity.
- Sexually transmitted diseases (STDs) continue to be prevalent in early adulthood; women are more vulnerable to infection than men. AIDS, the most deadly STD, is spreading most rapidly through men having sex with men and through heterosexual contact in poverty-stricken minority groups.

- Most rape victims are under age 30 and have been harmed by men they know well. Men who commit sexual assault typically support traditional gender roles, approve of violence against women, accept rape myths, and misinterpret women's social behaviors. Cultural acceptance of strong gender typing and of violence contributes to sexual coercion, which leads to psychological trauma. Female-initiated coercive sexual behavior also occurs but is less often reported and recognized by authorities.

How does psychological stress affect health?

- Chronic psychological stress induces physical responses that contribute to heart disease, several types of cancer, and gastrointestinal problems. Because the challenges of early adulthood make it a highly stressful time of life, interventions that help stressed young people form supportive social ties are especially important.

COGNITIVE DEVELOPMENT

Changes in the Structure of Thought (p. 450)

Explain how thinking changes in early adulthood.

- Development of the cerebral cortex in early adulthood results in continued fine-tuning of the prefrontal cognitive-control network, contributing to improvements in planning, reasoning, and decision making.
- Cognitive development beyond Piaget's formal operations is known as **postformal thought.** In early adulthood, personal effort and social experiences combine to spark increasingly rational, flexible, and practical ways of thinking.
- In Perry's theory of **epistemic cognition,** college students move from **dualistic thinking,** dividing information into right and wrong, to **relativistic thinking,** awareness of multiple truths. The most mature individuals progress to **commitment within relativistic thinking,** which synthesizes contradictions.
- Advances in epistemic cognition depend on gains in metacognition. Peer collaboration on challenging, ill-structured problems is especially beneficial.

© IAN SHAW/ALAMY

- In Labouvie-Vief's theory, the need to specialize motivates adults to move from hypothetical to **pragmatic thought,** which uses logic as a tool for solving real-world problems and accepts contradiction, imperfection, and compromise. Adults' enhanced reflective capacities permit gains in **cognitive-affective complexity**—coordination of positive and negative feelings into a complex, organized structure.

Expertise and Creativity (p. 453)

What roles do expertise and creativity play in adult thought?

- Specialization in college and in an occupation leads to **expertise,** which is necessary for both problem solving and creativity. Although creativity tends to rise in early adulthood and to peak in the late thirties or early forties, its development varies across disciplines and individuals. Diverse personal and situational factors jointly promote creativity.

The College Experience (p. 454)

Describe the impact of a college education on young people's lives, and discuss the problem of dropping out.

- College students' explorations, both academic and nonacademic, yield gains in knowledge and reasoning ability, broadening of attitudes and values, enhanced self-understanding and self-esteem, and a firmer sense of identity.
- Personal and institutional factors contribute to college dropout, which is more common in less selective colleges and among ethnic minority students from low-SES families. High-risk students benefit from interventions that show concern for them as individuals.

Vocational Choice (p. 455)

Trace the development of vocational choice, and cite factors that influence it.

- Vocational choice moves through a **fantasy period,** in which children explore career options by fantasizing about them; a **tentative period,** in which teenagers evaluate careers in terms of their interests, abilities, and values; and a **realistic period,** in which young people settle on a vocational category and then a specific occupation.
- Vocational choice is influenced by personality; parents' provision of educational opportunities, vocational information, and encouragement; and close relationships with teachers. Women's progress in male-dominated professions has been slow, and their achievements lag behind those of men in virtually all fields. Gender-stereotyped messages play a key role.

KEITH BROFSKY/UPPERCUT IMAGES/GETTY IMAGES

What problems do U.S. non-college-bound young people face in preparing for a vocation?

- Most U.S. non-college-bound high school graduates are limited to low-paid, unskilled jobs, and too many are unemployed. Work–study apprenticeships, like those widely available in European countries, would improve the transition from school to work for these young people.

Important Terms and Concepts

basal metabolic rate (BMR) (p. 439)
biological aging, or senescence (p. 432)
cognitive-affective complexity (p. 452)
commitment within relativistic thinking (p. 451)
cross-linkage theory of aging (p. 434)
dualistic thinking (p. 451)
epistemic cognition (p. 451)
expertise (p. 453)
fantasy period (p. 455)
free radicals (p. 433)
postformal thought (p. 450)
pragmatic thought (p. 452)
realistic period (p. 456)
relativistic thinking (p. 451)
telomeres (p. 432)
tentative period (p. 456)

chapter 14

THE WASHINGTON POST/GETTY IMAGES

This college student, a volunteer for a nonprofit organization called FoodCorps, helps children in economically disadvantaged communities plant a school garden, teaching them about healthy foods and how they grow. For many young people in industrialized nations, the transition to early adulthood is a time of prolonged exploration of attitudes, values, and life possibilities.

Emotional and Social Development in Early Adulthood

After completing her master's degree at age 26, Sharese returned to her hometown, where she and Ernie would soon be married. During their year-long engagement, Sharese had vacillated about whether to follow through. At times, she looked with envy at Heather, still unattached and free to choose from an array of options before her. After graduating from college, Heather accepted a Peace Corps assignment in a remote region of Ghana, forged a romance with another Peace Corps volunteer that she ended at the conclusion of her tour of duty, and then traveled for eight months before returning to the United States to contemplate next steps.

Sharese also pondered the life circumstances of Christy and her husband, Gary—married and first-time parents by their mid-twenties. Despite his good teaching performance, Gary's relationship with the high school principal deteriorated, and he quit his job at the end of his first year. A tight job market impeded Gary's efforts to find another teaching position, and financial pressures and parenthood put Christy's education and career plans on hold. Sharese wondered whether it was really possible to combine family and career.

© RADIUS IMAGES/ALAMY

As her wedding approached, Sharese's ambivalence intensified, and she admitted to Ernie that she didn't feel ready to marry. Ernie's admiration for Sharese had strengthened over their courtship, and he reassured her of his love. His career as an accountant had been under way for two years, and at age 28, he looked forward to marriage and starting a family. Uncertain and conflicted, Sharese felt swept toward the altar as relatives and friends began to arrive. On the appointed day, she walked down the aisle.

In this chapter, we take up the emotional and social sides of early adulthood. Notice that Sharese, Ernie, and Heather moved toward adult roles slowly, at times vacillating along the way. Not until their mid- to late twenties did they make lasting career and romantic choices and attain full economic independence—broadly accepted markers of adulthood that young people of previous generations reached considerably earlier. Each received financial and other forms of support from parents and other family members, which enabled them to postpone taking on adult roles. We consider whether prolonged exploration of life options has become so widespread that it merits a new developmental period—*emerging adulthood*—to describe and understand it.

chapter outline

A Gradual Transition: Emerging Adulthood

Unprecedented Exploration • Cultural Change, Cultural Variation, and Emerging Adulthood • Risk and Resilience in Emerging Adulthood

■ **CULTURAL INFLUENCES** Is Emerging Adulthood Really a Distinct Period of Development?

Erikson's Theory: Intimacy versus Isolation

Other Theories of Adult Psychosocial Development

Levinson's Seasons of Life • Vaillant's Adaptation to Life • The Social Clock

Close Relationships

Romantic Love • Friendships • Loneliness

■ **SOCIAL ISSUES: HEALTH** Childhood Attachment Patterns and Adult Romantic Relationships

The Family Life Cycle

Leaving Home • Joining of Families in Marriage • Parenthood

■ **SOCIAL ISSUES: HEALTH** Partner Abuse

The Diversity of Adult Lifestyles

Singlehood • Cohabitation • Childlessness • Divorce and Remarriage • Varied Styles of Parenthood

Career Development

Establishing a Career • Women and Ethnic Minorities • Combining Work and Family

Recall from Chapter 12 that identity development continues to be a central focus from the late teens into the mid-twenties (see page 404). As they achieve a secure identity and independence from parents, young adults seek close, affectionate ties. Yet the decade of the twenties is accompanied by a rise in feelings of personal control over events in their lives—in fact, a stronger sense of control than they will ever experience again (Grob, Krings, & Bangerter, 2001). Perhaps for this reason, like Sharese, they often fear losing their freedom. Once this struggle is resolved, early adulthood leads to new family units and parenthood, accomplished in the context of diverse lifestyles. At the same time, young adults must master the tasks of their chosen career.

Our discussion will reveal that identity, love, and work are intertwined. In negotiating these arenas, young adults do more choosing, planning, and changing course than any other age group. When their decisions are in tune with themselves and their social and cultural worlds, they acquire many new competencies, and life is full and rewarding.

A Gradual Transition: Emerging Adulthood

TAKE A MOMENT... Think about your own development. Do you consider yourself to have reached adulthood? When a large sample of American 18- to 25-year-olds was asked this question, the majority gave an ambiguous answer: "yes and no." Only after reaching their late twenties and early thirties did most feel that they were truly adult—findings evident in a wide range of industrialized nations, including Argentina, Austria, the Czech Republic, Finland, Germany, Italy, Romania, Spain, and Israel (Arnett, 2001, 2003, 2007a; Buhl & Lanz, 2007; Macek, Bejĉek, & Vaníĉková, 2007; Nelson, 2009; Sirsch et al., 2009). The life pursuits and subjective judgments of many contemporary young people indicate that the transition to adult roles has become so delayed and prolonged that it has spawned a new transitional period extending from the late teens to the mid- to late-twenties, called **emerging adulthood.**

Unprecedented Exploration

Psychologist Jeffrey Arnett is the leader of a movement that regards emerging adulthood as a distinct period of life. As Arnett explains, emerging adults have left adolescence but are still a considerable distance from taking on adult responsibilities. Their parents agree: In a survey of parents of a large sample of ethnically and religiously diverse U.S. undergraduate and graduate students, most viewed their children as not yet fully adult (Nelson et al., 2007). Furthermore, 18- to 25-year-olds who do not consider themselves adults are less adultlike in life goals and behavior—less certain about their identity and the qualities they desire in a romantic partner and more likely to engage in risk taking, including substance use and unprotected sex (Nelson & Barry, 2005). During these years, young people who have the economic resources to do so explore alternatives in education, work, and personal values and behavior more intensely than they did as teenagers.

Not yet immersed in adult roles, many emerging adults can engage in activities of the widest possible scope. Because so little is normative, or socially expected, routes to adult responsibilities are highly diverse in timing and order across individuals (Côté, 2006). For example, more college students than in past generations pursue their education in a drawn-out, nonlinear way—changing majors as they explore career options, taking courses while working part-time, or interrupting school to work, travel, or participate in national or international service programs. About one-third of U.S. college graduates enter graduate school, taking still more years to settle into their desired career track (U.S. Department of Education, 2012b).

As a result of these experiences, young people's interests, attitudes, and values broaden (see page 454 in Chapter 13). Exposure to multiple viewpoints also encourages young people to look more closely at themselves. Consequently, they develop a more complex self-concept that includes awareness of their own changing traits and values over time, and self-esteem rises (Labouvie-Vief, 2006; Orth, Robins, & Widaman, 2012). Together, these changes contribute to advances in identity.

Identity Development. During the college years, young people refine their approach to constructing an identity. Besides exploring in *breadth* (weighing multiple possibilities), they also explore in *depth*—evaluating existing commitments (Luyckx et al., 2006). For example, if you have not yet selected your major, you may be taking classes in a broad array of disciplines. Once you choose a major, you are likely to embark on an in-depth evaluation of your choice—reflecting on your interest, motivation, and performance and on your career prospects as you take additional classes in that field. Depending on the outcome of your evaluation, either your commitment to your major strengthens, or you return to a broad exploration of options.

In a longitudinal study extending over the first two years of college, most students cycled between making commitments and evaluating commitments in various identity domains. Fluctuations in students' certainty about their commitments sparked movement between these two states (Luyckx, Goossens, & Soenens, 2006). ***TAKE A MOMENT...*** Consider your own identity progress. Does it fit this *dual-cycle model,* in which identity formation is a lengthy process of feedback loops? Notice how the model helps explain the movement between identity statuses displayed by many young people, described in Chapter 12. College students who move toward exploration in depth and certainty of commitment are higher in self-esteem, psychological well-being, and academic, emotional, and social adjustment. Those who spend much time exploring in breadth without making commitments, or who are identity diffused (engaging in no exploration), tend to be poorly adjusted—anxious, depressed,

and higher in alcohol and drug use, casual and unprotected sex, and other health-compromising behaviors (Kunnen et al., 2008; Schwartz et al., 2011).

Many aspects of the life course that were once socially structured—marriage, parenthood, religious beliefs, and career paths—are increasingly left to individuals to decide on their own. As a result, emerging adults are required to "individualize" their identities—a process that requires a sense of self-efficacy, purpose, determination to overcome obstacles, and responsibility for outcomes. Among young people of diverse ethnicities and SES levels, this set of qualities, termed *personal agency,* is positively related to an information-gathering cognitive style and identity exploration followed by commitment (Schwartz, Côté, & Arnett, 2005; Stringer & Kerpelman, 2010).

Religion and Worldview. Most emerging adults say that constructing a worldview, or a set of beliefs and values to live by, is essential for attaining adult status—even more important than finishing their education and settling into a career and marriage (Arnett, 2006, 2007b). During the late teens and twenties, attendance at religious services drops to its lowest level throughout the lifespan as young people continue to question the beliefs they acquired in their families (Kunnen et al., 2008; Schwartz et al., 2011). About one-fourth of U.S. 18- to 29-year-olds are unaffiliated with a particular faith—considerably more than in their parents' generation at the same age (see Figure 14.1).

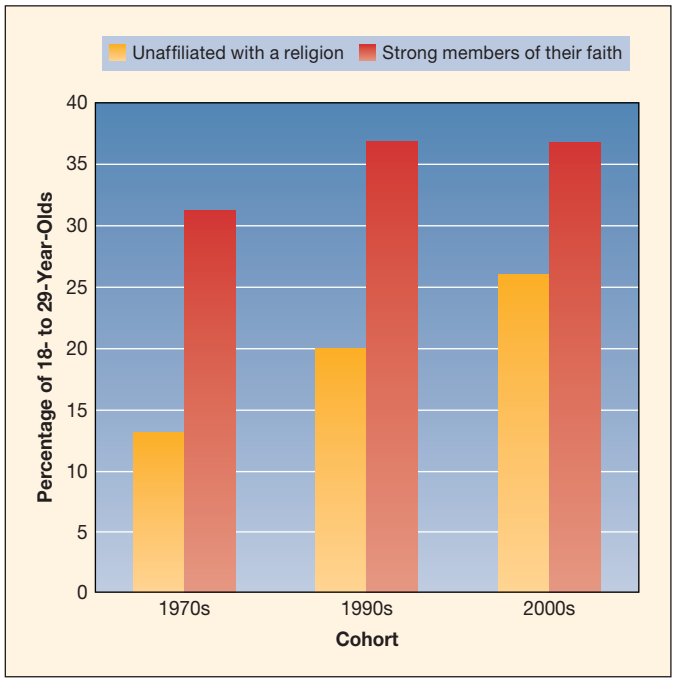

FIGURE 14.1 U.S. 18- to 29-year-olds' religiosity across generations. The percentage of unaffiliated young people rose substantially from the 1970s to 2000s. At the same time, among those in the 2000s cohort who are religiously affiliated, about one-third say they are strong members of their faith—similar to the 1990s cohort. (Adapted from Pew Forum on Religion and Public Life, 2010.)

Yet about 50 percent of U.S. young people remain stable in their religious commitment (or lack thereof) from adolescence into emerging adulthood (Smith & Snell, 2009). And in certain ways, U.S. emerging adults are quite traditional in their religious beliefs and practices. Religion is more important in their lives than it is for young people in other developed countries. More than half of U.S. 18- to 29-year-olds say they believe in God with certainty, and more than one-third of those who are religiously affiliated say they are "strong" members of their faith—equivalent to same-age individuals who said so a decade earlier (Pew Forum on Religion and Public Life, 2010). Women are more religious than men, a difference evident in other Western nations and throughout the lifespan. Also among the more religious are immigrants and certain ethnic minorities, including African Americans and Hispanics (Barry et al., 2010). Of the small number of young people who increase in religiosity during the late teens and early twenties, many are women, African American, and Hispanic.

Whether or not they are involved in organized religion, many young people begin to construct their own individualized faith and, if attending college, discuss religious beliefs and experiences more often with friends than with parents or other adults (Montgomery-Goodnough & Gallagher, 2007; Stoppa & Lefkowitz, 2010). Often they weave together beliefs and practices from diverse sources, including Eastern and Western religious traditions, science, and popular culture, including music and other media images.

As with adolescents, U.S. emerging adults who are religious or spiritual tend to be better adjusted. They are higher in self-esteem, less likely to engage in substance use and antisocial acts, and more likely to become involved in community service (Barry & Nelson, 2008; Knox, Langehough, & Walters, 1998; White et al., 2006). But outcomes vary: Among sexual minority young people, religiosity does not protect against drug taking (Rostosky, Danner, & Riggle, 2007). A possible explanation is that their religious communities often do not support (and sometimes condemn) their sexual orientation.

Perhaps because emerging adults are so focused on exploring and "finding themselves," a widespread view among older adults is that that they forge self-centered worldviews, as the descriptor "generation me" suggests (Arnett, 2010). This issue has generated heated controversy. Analyses of large, nationally representative samples of U.S. young people, collected repeatedly over several decades, suggest that compared to past generations, the Millennial generation reports greater narcissism (egotistical self-admiration) and materialism—valuing of money and leisure and reduced empathy for the less fortunate (Gentile, Twenge, & Campbell, 2010; O'Brien, Hsing, & Konrath, 2010; Twenge, Campbell, & Freeman, 2012).

But other researchers claim that generational changes in egotism and other traits are too small to be meaningful (Trzesniewski & Donnellan, 2009, 2010). And gradual, age-related gains in self-esteem extending from adolescence through emerging adulthood and into mid-life are similar across generations, with average self-esteem of today's young people no

© SYRACUSE NEWSPAPERS/PETER CHEN/THE IMAGE WORKS

Volunteers with Habitat for Humanity's Brush with Kindness program help low-income home owners with major repairs. Despite a widespread view of today's young adults as self-centered, many emerging adults are committed to improving their communities, nation, and world.

higher than that of past cohorts (Orth, Robins, & Widaman, 2012; Orth, Trzesniewski, & Robins, 2010). Over these years, adults derive a greater sense of competence from making identity commitments, entering and succeeding at their careers, and becoming involved in their communities.

Additional evidence supports the view that many emerging adults are committed to improving their communities, nation, and world. In a survey of several hundred thousand first-year students enrolled in nearly 300 U.S. colleges and universities, a record number—nearly 30 percent—said that there is "a very good chance" they will participate in community service—nearly double the number two decades earlier (Pryor et al., 2009). An additional 41 percent expressed "some chance" of participating, and only 6 percent said they would not volunteer.

Among college students who expect to volunteer, the overwhelming majority actually do so within their first year (DeAngeleo, Hurtado, & Pryor, 2010). And compared with their nonvolunteer counterparts, volunteers have a stronger pluralistic orientation—disposition for living in a diverse society that includes respect for others with differing beliefs and willingness to discuss and negotiate controversial issues (Pryor et al., 2009).

LOOK AND LISTEN

Ask 10 to 15 of your college classmates to answer the following question: What would you do if you had a million dollars? How often do respondents mention prosocial as opposed to self-centered acts? ●

Finally, compared to previous generations, contemporary 18- to 29-year-olds have been labeled "apathetic no shows" when it comes to voting. But in the 2012 U.S. presidential election, they made up more of the total electorate (19 percent) than did citizens over age 65 (16 percent), who traditionally have been the highest participants. In this respect, emerging adults' civic involvement appears to have strengthened.

Cultural Change, Cultural Variation, and Emerging Adulthood

Rapid cultural change explains the recent appearance of emerging adulthood. First, entry-level positions in many fields require more education than in the past, prompting young adults to seek higher education in record numbers and thus delaying financial independence and career commitment. Second, wealthy nations with longer-lived populations have no pressing need for young people's labor, freeing those who are financially able for rich, extended exploration.

Indeed, emerging adulthood is limited to cultures that postpone entry into adult roles until the twenties. In developing nations such as Brazil, China, India, and Mexico, only a privileged few—usually those from wealthier families who are admitted to universities—experience it, often for a shorter time than their Western counterparts (Arnett, 2011; Nelson & Chen, 2007). Furthermore, the overwhelming majority of young people in traditional non-Western countries—those who have few economic resources or who remain in the rural regions where they grew up—have no emerging adulthood. With limited education, they typically enter marriage, parenthood, and lifelong work early (UNICEF, 2010c).

In industrialized countries, many young people experience these transitional years. Typically, their families are sufficiently well-off to provide them with financial support, without which few could advance their education, explore career possibilities, or travel the country and world to—as one emerging adult put it—"experience as much as possible." And although most emerging adults are pursuing higher education or have earned an advanced degree, some non-college-bound young people also benefit from this extended transition to adult roles (Tanner, Arnett, & Leis, 2009). But they may do so by trying out different types of work rather than college majors or travel.

Nevertheless, for the large numbers of U.S. low-SES young people who are burdened by early parenthood, do not finish high school, are otherwise academically unprepared for college, or do not have access to vocational training, emerging adulthood is limited or nonexistent (see Chapters 11 and 13). Instead of excitement and personal expansion, these individuals encounter a "floundering period" during which they alternate between unemployment and dead-end, low-paying jobs (Cohen et al., 2003; Eccles et al., 2003). When the late-2000s recession hit, work opportunities for low-SES high school graduates declined further, leaving increasing numbers in search of employment (see page 459 in Chapter 13) and without the economic resources for intensive exploration.

Because of its strong association with SES and higher education, some researchers reject the notion of emerging adulthood as a distinct period of development (see the Cultural Influences box on the following page). Others disagree, predicting that emerging adulthood will become increasingly common as *globalization*—the exchange of ideas, information, trade, and immigration among nations—accelerates. As globalization proceeds, gains in higher education and the formation of a common "global identity" among young people may lead to the spread of

Cultural Influences

Is Emerging Adulthood Really a Distinct Period of Development?

Although broad consensus exists that cultural change has prolonged the transition to adult roles for many young people, disagreement exists over whether these years of "emergence" merit the creation of a new developmental period (Hendry & Kloep, 2007, 2011). Critics of the concept of emerging adulthood offer the following arguments.

First, burgeoning higher education enrollment, delayed career entry, and later marriage and parenthood are cultural trends that began as early as the 1970s in industrialized nations, only gradually becoming more conspicuous. At no time has adulthood in complex societies been attained at a distinct moment (Côté & Bynner, 2008). Rather, young people in the past reached adult status earlier in some domains and later in others, just as they do today. They also may reverse direction—for example, move back to the parental home to get their bearings after finishing college or being laid off from a job. In accord with the lifespan perspective, development is multidimensional and multidirectional, for 18- to 29-year-olds as it is for adults of all ages. Transitions occur during all periods of adult life, with societal conditions heavily influencing their timing, length, and complexity.

Second, the term *emerging adulthood* fails to describe the experiences of the majority of the world's youths (Galambos & Martinez, 2007). In most developing countries, young people—particularly women—are limited in education and marry and have children early. According to one estimate, over 1 billion individuals—nearly 70 percent of young people—follow this traditional route to adulthood (World Health Organization, 2011). We have also seen that many low-SES youths in industrialized nations lack the academic preparation and financial resources to experience an emerging adulthood.

Third, research on emerging adulthood largely emphasizes its personal and societal benefits. But the extended exploration that defines this period can be risky for those who have not developed the personal agency to make good choices and acquire adult skills. These young people may remain uncommitted for too long—an outcome that impedes the focused learning required for a successful work life. A favorable emerging adulthood, then, depends on whether it is used to acquire competencies essential for contemporary living.

Finally, the financial upheaval of the late 2000s has left large numbers of bachelor's degree holders under age 25 with restricted options. In 2011, over 9 percent were unemployed and 20 percent underemployed—in low-paid jobs not requiring a college degree and, thus, without experiences necessary for advancing their skills (Shierholz, Sabadish, & Wething, 2012). Rather than a period of unparalleled opportunities, these graduates' delayed leap into adult roles is filled with anxiety and frustration. One young person, who might have been high in personal agency in a stable economy, remarked, "It has been tough finding a job that keeps me wanting to stick with something" (Kotkin, 2012).

Proponents of emerging adulthood as a distinct developmental period respond that, though not universal, it applies to most young people in industrialized societies and is spreading in developing nations that play major roles in our global economy (Tanner & Arnett, 2011). But skeptics counter that emerging adulthood is unlikely to become a prominent period of life in developing countries with high concentrations of poverty or, in industrialized countries, among low-income youths or those not involved in higher education (Côté & Bynner, 2008; Kloep & Hendry, 2011). And for college graduates, societal conditions can readily restrict the prospects and rewards of this period.

Critics also emphasize that in developed nations, age-graded influences have declined in favor of nonnormative influences throughout contemporary adulthood (see page 12 in Chapter 1 to review) (Hendry & Kloep, 2010). In their view, rather than being unique, emerging adults are part of a general trend toward blurring of age-related expectations, yielding multiple transitions and increased diversity in development across the adult years.

© ELLEN B. SENISI PHOTOGRAPHY

With few economic resources, this young woman in Burma already has adult responsibilities, caring for her baby while working as a food vendor. Like the majority of young people in developing countries, she has no emerging adulthood.

emerging adulthood (Arnett, 2007a; Nelson & Chen, 2007). But, as the Cultural Influences box points out, the recession's weak labor market has also left large numbers of college graduates with limited options. In sum, societal conditions enabling an emerging adulthood abundant in opportunity have recently contracted.

Risk and Resilience in Emerging Adulthood

In grappling with momentous choices and acquiring the skills to succeed in demanding life roles, emerging adults often encounter disappointments in love and work that require them to

Applying What We Know

Resources That Foster Resilience in Emerging Adulthood

Type of Resource	Description
Cognitive attributes	Effective planning and decision making Information-gathering cognitive style and mature epistemic cognition Good school performance Knowledge of vocational options and necessary skills
Emotional and social attributes	Positive self-esteem Good emotional self-regulation and flexible coping strategies Good conflict-resolution skills Confidence in one's ability to reach one's goals Sense of personal responsibility for outcomes Persistence and effective use of time Healthy identity development—movement toward exploration in depth and commitment certainty Strong moral character Sense of meaning and purpose in life, engendered by religion, spirituality, or other sources Desire to contribute meaningfully to one's community
Social supports	Positive relationships with parents, peers, teachers, and mentors Financial assistance from parents or others Sense of connection to social institutions, such as school, church, workplace, and community center

Sources: Benson et al., 2006; Eccles and Gootman, 2002.

adjust, and sometimes radically change, their life path (Arnett, 2006). Their vigorous explorations also extend earlier risks, including unprotected sexual activity, substance use, and hazardous driving behavior (see Chapter 13). And later in this chapter, we will see that feelings of loneliness are higher at this time than at any other time of life. As emerging adults move through school and employment settings, they must constantly separate from friends and forge new relationships.

Longitudinal research shows that the personal attributes and social supports listed in Applying What We Know above foster successful passage through these years, as indicated by completing a college education, forging a warm, stable intimate relationship, finding and keeping a well-paying job, and volunteering in one's community (Benson et al., 2006; Eccles & Gootman, 2002). Notice how the resources in the table overlap with ones discussed in previous chapters that promote development through *resilience,* the capacity to overcome challenge and adversity. Young people with more of these resources—and with resources in all three categories—probably make an especially smooth transition to adulthood. But many emerging adults with only a few resources also fare well.

As in childhood, certain resources strengthen others. Relationships with parents have an especially wide-ranging influence. A secure, affectionate parent–emerging adult bond that extends the balance of connection and separation established in adolescence—an empathic approach in which parents recognize the weighty challenges the young person faces and encourage personally valued choices—predicts many aspects of adaptive functioning: favorable self-esteem, identity progress, successful transition to college life, higher academic achievement, more rewarding friendships and romantic ties, and positive psychological well-being. As one reviewer of research summed up, "What seems advantageous for emerging adults' achievement of independence is feeling connected, secure, understood, and loved in their families, and having the willingness to call on parental resources" (Aquilino, 2006, p. 201).

In contrast, excessive parental rule-setting and regulation of the young person's daily life (including taking over when the young person encounters challenges) and psychological control (invalidating the young person's thoughts and feelings and, when dissatisfied, withdrawing love) are linked to poor adjustment, including low self-esteem, inability to make commitments in identity formation, and increased anxiety, depression, and alcohol use (Luyckz et al., 2007; Nelson et al., 2011; Patock-Peckam & Morgan-Lopez, 2009). In another form of parenting—called *helicopter parenting* in popular culture—warm, well-intentioned parents "hover" over the emerging adult out of excessive concern for his or her well-being. They might, for example, take the child to college but refuse to leave, attend classes with the child for the first week, and contact professors to discuss the child's grades. Perhaps because helicopter parenting is motivated by strong parental affection and involvement,

AP IMAGES/KEVIN RIVOLI

Although well-intentioned, these hovering "helicopter" parents make it harder for their daughter to acquire the skills she needs to manage the challenges of college life on her own.

it is not associated with the negative outcomes just noted. But it is related to reduced school engagement (going to class, completing assignments) (Padilla-Walker & Nelson, 2012). And it likely interferes with emerging adults' ability to acquire the skills they need to act on their own.

Finally, exposure to multiple negative life events—family conflict, abusive intimate relationships, repeated romantic breakups, academic or employment difficulties, and financial strain—undermines development, even in emerging adults whose childhood and adolescence prepared them well for this transition (Masten et al., 2004). In sum, supportive family, school, and community environments are crucial, just as they were at earlier ages. The overwhelming majority of young people with access to these resources are optimistic about their future and likely to transition successfully to adult roles (Arnett, 2006). Now let's turn to theories of psychosocial development in early adulthood.

ASK YOURSELF

REVIEW What cultural changes have led to the emergence of the period known as emerging adulthood?

CONNECT How are resources that foster resilience in emerging adulthood similar to those that promote resilience in childhood and adolescence? (See pages 10–11 in Chapter 1, page 354 in Chapter 10, and page 416 in Chapter 12.)

APPLY List supports that your college environment offers emerging adults in its health and counseling services, academic advising, residential living, and extracurricular activities. How does each help young people transition to adult roles?

REFLECT Should emerging adulthood be considered a distinct developmental period? Why or why not?

Erikson's Theory: Intimacy versus Isolation

Erikson's vision has influenced all contemporary theories of adult personality development. His psychological conflict of early adulthood is **intimacy versus isolation,** reflected in the young person's thoughts and feelings about making a permanent commitment to an intimate partner.

As Sharese discovered, establishing a mutually gratifying close relationship is challenging. Most young adults are still grappling with identity issues. Yet intimacy requires that they give up some of their independent self and redefine their identity to include both partners' values and interests. Those in their late teens and early twenties frequently say they don't feel ready for a lasting tie (Carroll et al., 2009). During their first year of marriage, Sharese separated from Ernie twice as she tried to reconcile her desire for self-determination with her desire for intimacy. Maturity involves balancing these forces. Without intimacy, young adults face the negative outcome of Erikson's early adulthood stage: loneliness and self-absorption. Ernie's patience and stability helped Sharese realize that committed love requires generosity and compromise but not total surrender of the self.

Research confirms that—as Erikson emphasized—a secure identity fosters attainment of intimacy. Commitment to personally meaningful values and goals prepares young adults for interpersonal commitments, which increase as early adulthood progresses. Among large samples of college students, identity achievement was positively correlated with fidelity (loyalty in relationships) and love, for both men and women. In contrast, identity moratorium—a state of searching prior to commitment—was negatively associated with fidelity and love (Markstrom et al., 1997; Markstrom & Kalmanir, 2001). Other studies show that advanced identity development strongly predicts involvement in a deep, committed love partnership or readiness to establish such a partnership (Beyers & Seiffge-Krenke, 2010; Montgomery, 2005). Still, the coordination of identity and intimacy is more complex for women, who are more likely than men to consider the impact of their personal goals on important relationships (Archer, 2002).

In friendships and work ties, too, young people who have achieved intimacy are cooperative, tolerant, and accepting of differences in background and values. In contrast, people with a sense of isolation hesitate to form close ties because they fear loss of their own identity, tend to compete rather than cooperate, are not accepting of differences, and are easily threatened when others get too close (Marcia, 2002).

Erikson believed that successful resolution of intimacy versus isolation prepares the individual for the middle adulthood stage, which focuses on *generativity*—caring for the next generation and helping to improve society. But as noted previously, few adults follow a fixed series of tasks tied neatly to age. Some aspects of generativity—childbearing and child rearing, as well as contributions to society through work and community

service—are under way in the twenties and thirties. Still, in line with Erikson's ideas, high friendship or romantic intimacy in early adulthood does predict a stronger generative orientation (Mackinnon et al., 2011).

In sum, identity, intimacy, and generativity are concerns of early adulthood, with shifts in emphasis that differ among individuals. Recognizing that Erikson's theory provides only a broad sketch of adult personality development, other theorists have expanded his stage approach, adding detail.

© PETER HVIZDAK/THE IMAGE WORKS

A digital archives specialist shows an apprentice librarian how to proofread a scanned text. For young people starting out in a career, an experienced colleague can be an especially effective mentor, serving as a role model and guide in overcoming challenges.

Other Theories of Adult Psychosocial Development

In the 1970s, growing interest in adult development led to several widely read books on the topic. Daniel Levinson's *The Seasons of a Man's Life* (1978) and *The Seasons of a Woman's Life* (1996), and George Vaillant's *Adaptation to Life* (1977) and *Aging Well* (2002), present psychosocial theories in the tradition of Erikson.

Levinson's Seasons of Life

On the basis of in-depth biographical interviews with 35- to 45-year-old men—and, later, similar interviews with women in the same age range—Levinson (1978, 1996) depicted adult development as a sequence of qualitatively distinct eras (or "seasons") coinciding with Erikson's stages and separated by *transitions.* The *life structure,* a key concept in Levinson's theory, is the underlying design of a person's life, consisting of relationships with significant others—individuals, groups, and institutions. Of its many components, usually only a few, relating to family, close friendships, and occupation, are central. But wide individual differences exist in the weights of central and peripheral components.

Levinson found that during the transition to early adulthood, most young people constructed a *dream*—an image of themselves in the adult world that guides their decision making. For men, the dream usually emphasized achievement in a career, whereas most career-oriented women had "split dreams" involving both marriage and career. Young adults also formed a relationship with a *mentor* who facilitated realization of their dream—often a senior colleague at work but occasionally a more experienced friend, neighbor, or relative. According to Levinson, men oriented toward high-status careers spent their twenties acquiring professional skills, values, and credentials. In contrast, for many women, career development extended into middle age.

Around age 30, a second transition occurred: Young people who had been preoccupied with career and were single usually focused on finding a life partner, while women who had emphasized marriage and family often developed more individualistic goals. For example, Christy, who had dreamed of becoming a professor, finally earned her doctoral degree in her mid-thirties and secured a college teaching position. Married women tended to expect their spouse to recognize and accommodate their career interests and aspirations. For young people without a satisfying intimate tie or a vocational direction, this can be a time of crisis.

To create an early adulthood culminating life structure, men usually "settled down" by focusing on certain relationships and aspirations, in an effort to establish a niche in society consistent with their values, whether those be wealth, prestige, artistic or scientific achievement, or forms of family or community participation. In his late thirties, Ernie became a partner in his firm, coached his son's soccer team, and was elected treasurer of his church. He paid less attention to golf, travel, and playing the guitar than previously.

Many women, however, remained unsettled in their thirties, often because they added an occupational or relationship commitment. When her two children were born, Sharese felt torn between her research position in the state health department and her family. She took three months off after the arrival of each baby. When she returned to work, she did not pursue attractive administrative openings that required travel and time away from home. And shortly after Christy began teaching, she and Gary divorced. Becoming a single parent while starting her professional life introduced new strains. Not until middle age did many women reach career maturity and take on more authority in the community.

Vaillant's Adaptation to Life

Vaillant (1977) followed the development of nearly 250 men born in the 1920s, selected for study while they were students at a competitive liberal arts college. Participants were interviewed extensively while in college and answered lengthy questionnaires

during each succeeding decade. Then Vaillant (2002) interviewed them at ages 47, 60, and 70 about work, family, and physical and mental health.

Looking at how the men altered themselves and their social world to adapt to life, Vaillant—like Levinson—confirmed Erikson's stages but filled gaps between them. After focusing on intimacy concerns in their twenties, the men turned to career consolidation in their thirties. During their forties, they became more generative. In their fifties and sixties, they extended that generativity; they became "keepers of meaning," or guardians of their culture, expressing a deep need to preserve and pass on cultural traditions by teaching others what they had learned from life experience (Vaillant & Koury, 1994). Finally, in their seventies, the men became more spiritual and reflective, contemplating the meaning of life and accepting its finiteness. In a later lifelong study of a sample of well-educated women, Vaillant (2002) identified a similar series of changes.

Nevertheless, the developmental patterns Vaillant and Levinson described are based largely on interviews with people born in the first few decades of the twentieth century. As our discussion of emerging adulthood illustrates, development is far more variable today—so much so that some researchers doubt that adult psychosocial changes can be organized into distinct stages (Newton & Stewart, 2010). Rather, people may assemble the themes and dilemmas identified by these theorists into individualized arrangements, in a *dynamic system* of interacting biological, psychological, and social forces. Studies of new generations—both men and women of diverse backgrounds—are needed to shed light on the extent of commonality and variation among young people in psychosocial development.

VSTOCK LLC/TANYA CONSTANTINE/GETTY IMAGES

Because the social clock has become increasingly flexible, this 30-year-old attorney, committed to her challenging, demanding career, may not feel pressure to conform to a strict timetable for major life events such as marriage and parenthood.

The Social Clock

As we have seen, changes in society from one generation to the next can affect the life course. Bernice Neugarten (1968a, 1979) identified an important cultural and generational influence on adult development: the **social clock**—age-graded expectations for major life events, such as beginning a first job, getting married, birth of the first child, buying a home, and retiring. All societies have such timetables. Research of two to three decades ago revealed that conformity to or departure from the social clock can be a major source of adult personality change, affecting self-esteem, independence, responsibility, and other attributes because adults (like children and adolescents) make social comparisons, measuring their progress against that of agemates (Helson, 1992; Vandewater & Stewart, 1997).

But as noted earlier, age-graded expectations for appropriate behavior have become increasingly flexible. Among economically better-off young people, finishing one's education, marrying, and having children occur much later in the lifespan than they did a generation or two ago. Furthermore, departures from social-clock life events have become increasingly common. As we will see later, a growing number of women, mostly of lower income, are not marrying and, instead, rearing children as single mothers, turning not to a spouse but rather to their own parents and extended families for assistance (Furstenberg, 2010).

LOOK AND LISTEN

Describe your social clock, listing major life events along with the age you expect to attain each. Then ask a parent and/or grandparent to recall his or her own early adulthood social clock. Analyze generational differences. ●

These conditions can create intergenerational tensions when parents expect their young-adult children to attain adult milestones on an outdated schedule, at odds with their children's current opportunities and desires. Young adults may also feel distressed because their own timing of major milestones is not widely shared by their contemporaries or supported by current public policies, thereby weakening the availability of both informal and formal social supports (Settersten, 2007). And while rendering greater flexibility and freedom to young people's lives, an ill-defined social clock likely causes them to feel inadequately grounded—unsure of what others expect and of what to expect of themselves.

In sum, following a social clock of some kind seems to foster confidence and social stability because it guarantees that young people will develop skills, engage in productive work, and gain in understanding of self and others (Hendry & Kloep, 2007). In contrast, "crafting a life of one's own," whether self-chosen or the result of circumstances, is risky—more prone to breakdown (Settersten, 2007, p. 244). With this in mind, let's take a closer look at how men and women traverse major tasks of young adulthood.

ASK YOURSELF

REVIEW According to Levinson, how do the life structures of men and women differ?

CONNECT Return to pages 403–404 in Chapter 12 and review the contributions of exploration and commitment to a mature identity. Using the two criteria, explain why identity achievement is positively related to attainment of intimacy (fidelity and love), whereas identity moratorium is negatively predictive.

APPLY In view of contemporary changes in the social clock, explain Sharese's conflicted feelings about marrying Ernie.

REFLECT Describe your early adulthood dream. Then ask a friend or classmate of the other gender to describe his or her dream, and compare the two. Are they consistent with Levinson's findings?

Close Relationships

To establish an intimate tie to another person, people must find a partner and build an emotional bond that they sustain over time. Although young adults are especially concerned with romantic love, the need for intimacy can also be satisfied through other relationships involving mutual commitment—with friends, siblings, and co-workers.

Romantic Love

At a party during her junior year of college, Sharese fell into conversation with Ernie, a senior and one of the top students in her government class. Sharese had already noticed Ernie in class, and as they talked, she discovered that he was as warm and interesting as he had seemed from a distance. Ernie found Sharese to be lively, intelligent, and attractive. By the end of the evening, the two realized that they had similar opinions on important social issues and liked the same leisure activities. They began dating steadily. Six years later, they married.

Finding a life partner is a major milestone of early adult development, with profound consequences for self-concept and psychological well-being (Meeus et al., 2007). As Sharese and Ernie's relationship reveals, it is also a complex process that unfolds over time and is affected by a variety of events.

Selecting a Mate. Recall from Chapter 13 that intimate partners generally meet in places where they are likely to find people of their own age, level of education, ethnicity, and religion, or they connect through dating websites. People usually select partners who resemble themselves in other ways—attitudes, personality, educational plans, intelligence, physical attractiveness, and even height (Keith & Schafer, 1991; Simpson & Harris, 1994). Romantic partners sometimes have complementary personality traits—one self-assured and dominant, the other hesitant and submissive. Because this difference permits each to sustain their preferred style of behavior, it contributes to compatibility (Sadler, Ethier, & Woody, 2011). But partners differing in other ways generally are not complementary! For example, a warm, agreeable person and an emotionally cool person usually react with discomfort to each other. Overall, little support exists for the idea that "opposites attract." Rather, adults typically indicate that their romantic ideal is someone with a personality similar to their own (Markey & Markey, 2007). And partners who are similar in personality and other attributes tend to be more satisfied with their relationship and more likely to stay together (Blackwell & Lichter, 2004; Furnham, 2009).

Nevertheless, in choosing a long-term partner, men and women differ in the importance they place on certain characteristics. In research carried out in diverse industrialized and developing countries, women assign greater weight to intelligence, ambition, financial status, and moral character, whereas men place more emphasis on physical attractiveness and domestic skills. In addition, women prefer a same-age or slightly older partner, men a younger partner (Buunk, 2002; Cramer, Schaefer, & Reid, 2003; Stewart, Stinnett, & Rosenfeld, 2000).

According to an evolutionary perspective, because their capacity to reproduce is limited, women seek a mate with traits, such as earning power and emotional commitment, that help ensure children's survival and well-being. In contrast, men look for a mate with traits that signal youth, health, sexual pleasure, and ability to give birth to and care for offspring. As further evidence for this difference, men often want a relationship to move quickly toward physical intimacy, whereas women typically prefer to take the time to achieve psychological intimacy first (Buss, 2012).

In an alternative, social learning view, gender roles profoundly influence criteria for mate selection. Beginning in childhood, men learn to be assertive and independent—behaviors needed for success in the work world. Women acquire nurturant behaviors, which facilitate caregiving. Then each sex learns to value traits in the other that fit with this traditional division of labor (Eagly & Wood, 2012). In support of this theory, in cultures and in younger generations experiencing greater gender equity, men and women are more alike in their mate preferences. For example, compared with men in China and Japan, American men place more emphasis on their mate's financial prospects, less on her domestic skills. Also, when either male or female young adults are asked to imagine themselves as a future homemaker, their preferences for a good provider and an older partner strengthen (Eagly, Eastwick, & Johannesen-Schmidt, 2009).

But neither men nor women put good looks, earning power, and mate's age relative to their own at the top of their wish list. Rather, they place a higher value on attributes that contribute to relationship satisfaction: mutual attraction, caring, dependability, emotional maturity, and a pleasing disposition (Buss et al., 2001; Toro-Morn & Sprecher, 2003). Nevertheless, men continue to emphasize physical attractiveness more than women do, and women earning capacity more than men do. Furthermore, these

gender differences—along with gender similarity in desire for a caring partner—also characterize gay men and lesbians (Impett & Peplau, 2006; Regan, Medina, & Joshi, 2001). In sum, both biological and social forces contribute to mate selection.

As the Social Issues: Health box on page 474 reveals, young people's choice of an intimate partner and the quality of their relationship also are affected by memories of their early parent–child bond. Finally, for romance to lead to a lasting partnership, it must happen at the right time. Two people may be right for each other, but if one or both do not feel ready to marry, the relationship is likely to dissolve.

The Components of Love. How do we know that we are in love? Robert Sternberg's (1988, 2000, 2006) **triangular theory of love** identifies three components—intimacy, passion, and commitment—that shift in emphasis as romantic relationships develop. *Intimacy,* the emotional component, involves warm, tender communication, expressions of concern about the other's well-being, and a desire for the partner to reciprocate. *Passion,* the desire for sexual activity and romance, is the physical- and psychological-arousal component. *Commitment* is the cognitive component, leading partners to decide that they are in love and to maintain that love.

At the beginning of a relationship, **passionate love**—intense sexual attraction—is strong. Gradually, passion declines in favor of intimacy and commitment, which form the basis for **companionate love**—warm, trusting affection and caregiving (Acker & Davis, 1992; Fehr, 1994). Each aspect of love, however, helps sustain the relationship. Early passionate love is a strong predictor of whether partners keep dating. But without the quiet intimacy, predictability, and shared attitudes and values of companionate love, most romances eventually break up (Hendrick & Hendrick, 2002).

An ongoing relationship requires effort from both partners. Research on newlyweds' feelings and behavior over the first year of marriage reveals that partners gradually felt less "in love" and less pleased with married life (Huston, McHale, & Crouter, 1986; Murray et al., 2011). A variety of factors contributed, including a sharp drop in time spent talking to each other and doing things that brought each other pleasure (for example, saying "I love you" or making the other person laugh). Joint leisure pursuits gave way to more household tasks and chores and, therefore, fewer enjoyable times together. Also, when discussing areas of conflict, partners declined in accurate reading of each other's thoughts and feelings (Kilpatrick, Bissonnette, & Rusbult, 2002). Perhaps after an increasing number of such interactions, they tried less hard to grasp the other's point of view and resorted to well-established habits, such as giving in or withdrawing.

But couples whose relationships endure generally report that they love each other more than they did earlier (Sprecher, 1999). In the transformation of romantic involvements from passionate to companionate, *commitment* may be the aspect of love that determines whether a relationship survives. Communicating that commitment in ways that strengthen *intimacy*—through warmth, attentiveness, empathy, caring, acceptance, and respect—strongly predicts relationship maintenance and satisfaction (Neff & Karney, 2008; Lavner & Bradbury, 2012). For example, Sharese's doubts about getting married subsided largely because of Ernie's expressions of commitment. In the most dramatic of these, he painted a large sign, reading "I LOVE SHARESE" and placed it in their front yard on her birthday. Sharese returned Ernie's sentiments, and the intimacy of their bond deepened.

© ALEX FARNSWORTH/THE IMAGE WORKS

The warmth and intimacy of this couple's communication form the basis for mutual affection, caring, acceptance, and respect, which are vital for a satisfying, enduring bond.

Partners who consistently express their commitment report higher-quality and longer-lasting relationships (Fitzpatrick & Sollie, 1999; Madey & Rodgers, 2009). An important feature of their communication is constructive conflict resolution—directly expressing wishes and needs, listening patiently, asking for clarification, compromising, accepting responsibility, forgiving their partner, and avoiding the escalation of negative interaction sparked by criticism, contempt, defensiveness, and stonewalling (Johnson et al., 2005; Schneewind & Gerhard, 2002). In a longitudinal study, newlyweds' negativity during problem solving predicted marital dissatisfaction and divorce over the following decade (Sullivan et al., 2010). Those who displayed little warmth and caring often resorted to anger and contempt when dealing with problems.

These findings reveal that deficits in intimacy foreshadow poor conflict-resolution skills and eventual weakening of the marital tie. Although the capacity for constructive conflict resolution is a vital ingredient of enduring marriages, a tender, caring bond seems to energize that capacity, motivating couples to resolve conflicts in ways that preserve a gratifying sense of intimacy.

Compared with women, men are less skilled at communicating in ways that foster intimacy, offering less comfort and helpful support in their close relationships. Men also tend to be less effective at negotiating conflict, frequently avoiding discussion (Burleson & Kunkel, 2006; Wood, 2009).

Social Issues: Health

Childhood Attachment Patterns and Adult Romantic Relationships

In Bowlby's ethological theory of attachment, the early attachment bond leads to construction of an *internal working model,* or set of expectations about attachment figures, that serves as a guide for close relationships throughout life. Adults' evaluations of their early attachment experiences are related to their parenting behaviors—specifically, to the quality of attachments they build with their children (see page 201 in Chapter 6). Additional evidence indicates that recollections of childhood attachment patterns predict romantic relationships in adulthood.

In studies carried out in Australia, Israel, and the United States, researchers asked people about their early parental bonds (attachment history), their attitudes toward intimate relationships (internal working model), and their actual experiences with romantic partners. In a few studies, investigators also observed couples' behaviors. Consistent with Bowlby's theory, adults' memories and interpretations of childhood attachment patterns were good indicators of internal working models and relationship experiences. (To review patterns of attachment, see pages 197–198.)

Secure Attachment

Adults who described their attachment history as secure (warm, loving, and supportive parents) had internal working models that reflected this security. They viewed themselves as likable and easy to get to know, were comfortable with intimacy, and rarely worried about abandonment. They characterized their most important love relationship in terms of trust, happiness, and friendship (Cassidy, 2001). Their behaviors toward their partner were empathic and supportive and their conflict resolution strategies constructive. They were also at ease in turning to their partner for comfort and assistance and reported mutually initiated, enjoyable sexual activity (Collins et al., 2006; Creasey & Jarvis, 2009; Roisman et al., 2002).

Avoidant Attachment

Adults who reported an avoidant attachment history (demanding, disrespectful, and critical parents) displayed internal working models that stressed independence, mistrust of love partners, and anxiety about people getting too close. They were convinced that others disliked them and that romantic love is hard to find and rarely lasts. Jealousy, emotional distance, lack of support in response to their partner's distress, and little enjoyment of physical contact pervaded their most important love relationship (Collins et al., 2006). Avoidant adults often deny attachment needs through excessive work and brief sexual encounters and affairs (Feeney, 1998). They endorse many unrealistic beliefs about relationships—for example, that partners cannot change, that males' and females' needs differ, and that "mind reading" is expected (Stackert & Bursik, 2003).

Resistant Attachment

Adults recalling a resistant attachment history (parents who responded unpredictably and unfairly) presented internal working models in which they sought to merge completely with another person and fall in love quickly (Cassidy, 2001). At the same time, they worried that their intense feelings would overwhelm others, who really did not love them and would not want to stay with them. Their most important love relationship was riddled with jealousy, emotional highs and lows, and desperation about whether the partner would return their affection (Feeney, 1999). Resistant adults, though offering support, do so in ways that fit poorly with their partner's needs (Collins et al., 2006). They are also quick to express fear and anger, and they disclose information about themselves at inappropriate times (Brennan & Shaver, 1995).

Are adults' descriptions of their childhood attachment experiences accurate, or are they distorted or even completely invented? In several longitudinal studies, quality of parent–child interactions, observed or assessed through family interviews 5 to 23 years earlier, were good predictors of internal working models and romantic-relationship quality in early adulthood (Donnellan, Larsen-Rife, & Conger, 2005; Ogawa et al., 1997; Roisman et al., 2001). These findings suggest that adult recollections bear some resemblance to actual parent–child experiences. However, attributes of the current partner also influence internal working models and intimate ties. When generally insecure individuals manage to form a secure representation of their partner, they report stronger feelings of affection and concern and reduced relationship conflict and anxiety (Sibley & Overall, 2010; Sprecher & Fehr, 2011).

In sum, negative parent–child experiences can be carried forward into adult close relationships. At the same time, internal working models are continuously "updated." When adults with a history of unhappy love lives have a chance to form a satisfying intimate tie, they may revise their internal working model. As the new partner approaches the relationship with a secure state of mind and sensitive, supportive behavior, the insecure partner may reappraise her expectations and respond in kind (Creasey & Jarvis, 2009). This reciprocity creates a feedback loop through which a revised, more favorable internal working model, along with mutually gratifying interaction, persists over time.

COURTESY OF CAROL ALPER

Did the internal working model constructed by this baby, held tenderly by his father, influence the relationship he later forged with his wife? Research indicates that early attachment pattern is one of several factors associated with the quality of later intimate ties.

Applying What We Know

Keeping Love Alive in a Romantic Partnership

Suggestion	Description
Make time for your relationship.	To foster relationship satisfaction and a sense of being "in love," plan regular times to be together.
Tell your partner of your love.	Express affection and caring, including the powerful words "I love you," at appropriate times. These messages increase perceptions of commitment, strengthen intimacy, and encourage your partner to respond in kind.
Be available to your partner in times of need.	Provide emotional support, giving of yourself when your partner is distressed.
Communicate constructively and positively about relationship problems.	When you or your partner is dissatisfied, suggest ways of overcoming difficulties, and ask your partner to collaborate in choosing and implementing a course of action. Avoid the four enemies of a gratifying, close relationship: criticism, contempt, defensiveness, and stonewalling.
Show an interest in important aspects of your partner's life.	Ask about your partner's work, friends, family, and hobbies and express appreciation for his or her special abilities and achievements. In doing so, you grant your partner a sense of being valued.
Confide in your partner.	Share innermost feelings, keeping intimacy alive.
Forgive minor offenses and try to understand major offenses.	Whenever possible, overcome feelings of anger through forgiveness. In this way, you acknowledge unjust behavior but avoid becoming preoccupied with it.

Sources: Donatelle, 2012; McCarthy & McCarthy, 2004.

Finally, for gay and lesbian couples, widespread social stigma complicates the process of forging a satisfying, committed bond. Those who worry most about being stigmatized, try to conceal their romance, or harbor negative attitudes toward their own sexual orientation report lower-quality and less enduring love relationships (Mohr & Daly, 2008; Mohr & Fassinger, 2006). Applying What We Know above lists ways to help keep the embers of love aglow in a romantic partnership.

Culture and the Experience of Love. Passion and intimacy, which form the basis for romantic love, became the dominant basis for marriage in twentieth-century Western nations as the value of individualism strengthened. From this vantage point, mature love is based on autonomy, appreciation of the partner's unique qualities, and intense emotion (Hatfield, Rapson, & Martel, 2007). Trying to satisfy dependency needs through an intimate bond is regarded as immature.

This Western view contrasts sharply with the perspectives of Eastern cultures. In Japan, for example, lifelong dependency is accepted and viewed positively. The Japanese word *amae,* or love, means "to depend on another's benevolence." The traditional Chinese collectivist view defines the self through role relationships—son or daughter, brother or sister, husband or wife. Feelings of affection are distributed across a broad social network, reducing the intensity of any one relationship.

In choosing a mate, Chinese and Japanese young people are expected to consider obligations to others, especially parents. As one writer summarized, "An American asks, 'How does my heart feel?' A Chinese asks, 'What will other people say?'" (Hsu, 1981, p. 50). College students of Asian heritage are less likely than those of American or European descent to endorse a view of love based solely on physical attraction and deep emotion (Hatfield, Rapson, & Martel, 2007; Hatfield & Sprecher, 1995). Instead, compared to Westerners, they place greater weight on companionship and practical matters—similarity of background, career promise, and likelihood of being a good parent. Similarly, compared with American couples, dating couples in China report less passion but equally strong feelings of intimacy and commitment (Gao, 2001).

© ELLEN B. SENISI PHOTOGRAPHY

Although arranged marriages are still common in parts of Southeast Asia, young couples increasingly expect love to be a prerequisite for marriage, and their parents are likely to acquiesce.

Still, even in countries where arranged marriages are still fairly common (including China, India, and Japan), parents and prospective brides and grooms consult one another before moving forward (Goodwin & Pillay, 2006). If parents try to force their children into an unappealing marriage with little chance of love, sympathetic extended family members may come to children's defense. And in developing countries, women who attain higher education are more likely to insist on actively participating in an arranged marriage. They have acquired more of an autonomous identity, along with knowledge and skills from which to bargain for a greater say (Bhopal, 2011). In sum, today young people in many countries consider love to be a prerequisite for marriage, though Westerners assign greater importance to love—especially, its passionate component.

Friendships

Like romantic partners and childhood friends, adult friends are usually similar in age, sex, and SES—factors that contribute to common interests, experiences, and needs and therefore to the pleasure derived from the relationship. As in earlier years, friends in adulthood enhance self-esteem and psychological well-being through affirmation, acceptance, autonomy support (permitting disagreement and choice), and support in times of stress (Collins & Madsen, 2006; Deci et al., 2006). Friends also make life more interesting by expanding social opportunities and access to knowledge and points of view.

Trust, intimacy, and loyalty, along with shared interests and values and enjoyment of each other's company, continue to be important in adult friendships, as they were in adolescence (Blieszner & Roberto, 2012). Sharing thoughts and feelings is sometimes greater in friendship than in marriage, although commitment is less strong as friends come and go over the life course. Even so, some adult friendships continue for many years, at times throughout life. Seeing each other with frequency contributes to friendship continuity and—because female friends get together more than male friends do—to longer-lasting friendship ties among women (Sherman, de Vries, & Lansford, 2000).

But because of the dramatic rise in social media use, today's friendships are no longer as constrained by physical proximity. Nearly three-fourths of 18- to 29-year-olds who access the Internet use social networking sites; Facebook reports more than 500 million active users worldwide. Consequently, networks of "friends" have expanded. These include new types of friends—for example, people who meet through an interest-group chat room or blog and may never meet in person but who offer emotional support (Lefkowitz, Vukman, & Loken, 2012). As yet, little is known about the role of these online ties in adults' lives.

Do social networking sites lead young adults to form a large number of acquaintances at the expense of intimate friendships? Research reveals that people with 500 or more Facebook friends actually interact individually—by "liking" posts, leaving comments on walls, or engaging in Facebook chats—with far fewer. Among these large-network Facebook users, men engaged in one-on-one communication with an average of just 10 friends, women with just 16 (Henig & Henig, 2012). Facebook led passive tracking of casual relationships to rise while core friendships remained limited.

LOOK AND LISTEN

Ask your Facebook friends to indicate the size of their Facebook network along with the number of friends they interacted with individually during the past month. Do large-network users have only a limited number of core friendships? ●

Same-Sex Friendships. Throughout life, women have more intimate same-sex friendships than men. Extending a pattern evident in childhood and adolescence, female friends often say they prefer to "just talk," whereas male friends say they like to "do something" such as play sports (see Chapter 12, page 417). Barriers to intimacy between male friends include competitiveness, which may make men unwilling to disclose weaknesses, and concern that if they tell about themselves, their friends will not reciprocate (Reid & Fine, 1992). Because of greater intimacy and give-and-take, women generally evaluate their same-sex friendships more positively than men do. But they also have higher expectations of friends (Blieszner & Roberto, 2012). Thus, they are more disapproving if friends do not meet their expectations.

Of course, individual differences in friendship quality exist. The longer-lasting men's friendships are, the closer they become and the more they include disclosure of personal information (Sherman, de Vries, & Lansford, 2000). Furthermore, involvement in family roles affects reliance on friends. For single adults, friends are the preferred companions and confidants. The more intimate young adults' same-sex friendships are in terms of warmth, exchange of social support, and self-disclosure, the more satisfying and longer-lasting the relationship and the

ROB LANG/GETTY IMAGES

Male friends usually like to "do something" together, whereas female friends prefer to "just talk." But the longer-lasting men's friendships are, the more intimate they become, increasingly including disclosure of personal information.

greater its contribution to psychological well-being (Sanderson, Rahm, & Beigbeder, 2005; Sherman, Lansford, & Volling, 2006). Gay and lesbian romantic relationships often develop out of close same-sex friendships, with lesbians, especially, forging compatible friendships before becoming involved romantically (Diamond, 2006).

As they develop romantic ties and marry, young adults—especially men—direct more of their disclosures toward their partners (Carbery & Buhrmester, 1998). Still, friendships continue to be vital contexts for personal sharing throughout adulthood. A best friendship can augment well-being when a marriage is not fully satisfying (but not when the marriage is low in quality) (Birditt & Antonucci, 2007). Turn back to Figure 12.1 on page 417 to view developmental trends in self-disclosure to romantic partners and friends.

Other-Sex Friendships. From the college years through career exploration and settling into work roles, other-sex friendships increase. After marriage, they decline for men but continue to rise for women, who more often form them in the workplace. Highly educated, employed women have the largest number of other-sex friends. Through these relationships, young adults often gain in companionship and self-esteem and learn about masculine and feminine styles of intimacy (Bleske & Buss, 2000). Because men confide especially easily in their female friends, such friendships offer them a unique opportunity to broaden their expressive capacity. And women sometimes say male friends offer objective points of view on problems and situations—perspectives not available from female friends (Monsour, 2002).

Many people try to keep other-sex friendships platonic to safeguard their integrity (Messman, Canary, & Hause, 2000). But sometimes the relationship changes into a romantic bond. When a solid other-sex friendship does evolve into a romance, it may be more stable and enduring than a romantic relationship formed without a foundation in friendship. And emerging adults, especially, are flexible about people they include in their friendship networks (Barry & Madsen, 2010). After a breakup, they may even keep a former romantic partner on as a friend.

Siblings as Friends. Whereas intimacy is essential to friendship, commitment—willingness to maintain a relationship and care about the other—is the defining characteristic of family ties. As young people marry and invest less time in developing a romantic partnership, siblings—especially sisters whose earlier bond was positive—become more frequent companions than in adolescence (Birditt & Antonucci, 2007). Often, friend and sibling roles merge. For example, Sharese described Heather's practical assistance—helping with moving and running errands during an illness—in kinship terms: "She's like a sister to me. I can always turn to her." And adult sibling ties resemble friendships, in which the main concerns are staying in contact, offering social support, and enjoying being together.

A childhood history of intense parental favoritism and sibling rivalry can disrupt sibling bonds in adulthood (Panish & Stricker, 2002). But when family experiences have been positive, relationships between adult siblings can be especially close and are important sources of psychological well-being (Sherman, Lansford, & Volling, 2006). A shared background promotes similarity in values and perspectives and the possibility of deep mutual understanding.

In families with five to ten siblings, common in industrialized nations in the past and still widespread in some cultures, close sibling bonds may replace friendships (Fuller-Iglesias, 2010). One 35-year-old with five siblings, who all—with their partners and children—resided in the same small city, remarked, "With a family like this, who needs friends?"

Loneliness

Young adults are at risk for **loneliness**—unhappiness resulting from a gap between the social relationships we currently have and those we desire—when they either do not have an intimate partner or lack gratifying friendships. Though both situations give rise to similar emotions, they are not interchangeable. For example, even though she had several enjoyable friendships, Heather sometimes felt lonely because she was not dating someone she cared about. And although Sharese and Ernie were happily married, they felt lonely after moving to a new town where they did not know anyone.

Loneliness peaks in the late teens and early twenties and then declines steadily into the seventies. Figure 14.2 shows this trend, based on a large Canadian sample ranging in age from 13 to 80 (Rokach, 2001). The rise in loneliness during early adulthood is understandable. As young people move through school and employment settings, they must constantly develop new relationships. Also, young adults may expect more from their intimate ties than older adults, who have learned to live with imperfections (Rokach, 2003). With age, people become better at accepting loneliness and using it for positive ends—to sharpen awareness of their personal fears and needs.

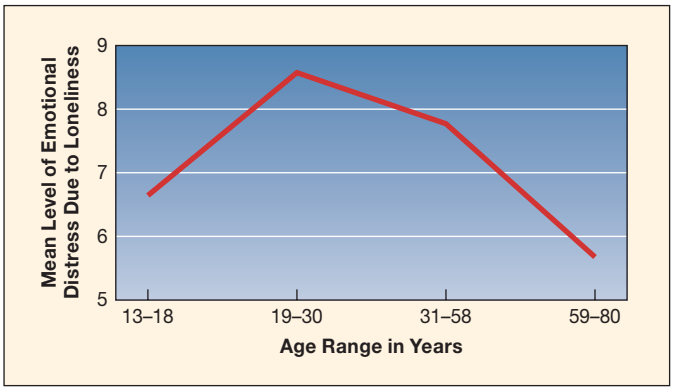

FIGURE 14.2 Changes in emotional distress due to loneliness from adolescence to late adulthood. More than 700 Canadian 13- to 80-year-olds responded to a questionnaire assessing the extent to which they experienced emotional distress due to loneliness. Loneliness rose sharply from the early teens to the late teens and early twenties and then declined. (Adapted from Rokach, 2001.)

Loneliness is intense after loss of an intimate tie: Separated, divorced, or widowed adults are lonelier than their married, cohabiting, or single counterparts. And immigrants from collectivist cultures report higher levels of loneliness than people born in the United States and Canada (DiTommaso, Brannen, & Burgess, 2005). Leaving a large, close-knit family system for an individualistic society seems to prompt intense feelings of isolation.

Personal characteristics also contribute to loneliness. Young adults who are socially anxious or who have insecure working models of attachment to parents are more often intensely lonely (Jackson et al., 2002). When extreme loneliness persists, it is associated with self-defeating attitudes and behaviors. To prevent anticipated rejection, people who are chronically lonely tend to be socially unresponsive, insensitive, and even hostile to others (Cacioppo & Patrick, 2008). These defensive responses, whether cause or consequence of loneliness, promote further isolation.

As long as loneliness is not overwhelming, it can motivate young people to reach out to others. It can also encourage them to find ways to be comfortably alone and to use this time to understand themselves better (Rokach & Neto, 2006). Healthy personality development involves striking this balance between gratifying relationships with others and contentment within ourselves.

ASK YOURSELF

REVIEW Describe gender differences in traits usually desired in a long-term partner. What findings indicate that *both* biological and social forces contribute to those differences?

CONNECT How might recollections and evaluations of childhood attachment history, discussed on page 474, affect intimate partners' readiness to develop companionate love?

APPLY After dating for two years, Mindy and Graham reported greater love and relationship satisfaction than during their first few months of dating. What features of communication probably deepened their bond, and why is it likely to endure?

REFLECT Do you have a nonromantic, close other-sex friendship? If so, how has it enhanced your emotional and social development?

The Family Life Cycle

For most young people, the life course takes shape within the **family life cycle**—a series of phases characterizing the development of most families around the world. In early adulthood, people typically live on their own, marry, and bear and rear children. In middle age, as their children leave home, their parenting responsibilities diminish. Late adulthood brings retirement, growing old, and (more often for women) death of one's spouse (McGoldrick & Shibusawa, 2012). Stress tends to be greatest during transitions between phases, as family members redefine and reorganize their relationships.

But as our earlier discussion made clear, we must be careful not to view the family life cycle as a fixed progression. Wide variations exist in the sequence and timing of its phases—high rates of out-of-wedlock births, delayed marriage and childbearing, divorce, and remarriage, among others. And some people, voluntarily or involuntarily, do not experience all family life-cycle phases. Still, the family life-cycle model is useful. It offers an organized way of thinking about how the family system changes over time and the impact of each phase on the family unit and the individuals within it.

Leaving Home

During her first semester of college, Sharese noticed a change in how she related to her mother. She found it more enjoyable to discuss daily experiences and life goals, sought advice and listened with greater openness, and expressed affection more freely.

Departure from the parental home is a major step toward assuming adult responsibilities. The average age of leaving has risen since the 1960s; today, it resembles the departure age at the beginning of the twentieth century. But reasons for coresidence have changed: Early twentieth-century young adults resided with parents so they could contribute to the family economy. Twenty-first-century young adults living at home are typically financially dependent on their parents. This trend toward later home-leaving is evident in most industrialized nations, though substantial variation in timing exists. Because government support is available, young adults in the Scandinavian countries move out relatively early (Furstenberg, 2010). In contrast, cultural traditions in Mediterranean countries promote lengthy coresidence, extending for men into the mid-thirties.

Departures for education tend to occur at earlier ages, those for full-time work and marriage later. Because the majority of U.S. young adults enroll in higher education, many leave home around age 18. Those from divorced, single-parent homes tend to be early leavers, perhaps because of family stress (Cooney & Mortimer, 1999). Compared with the previous generation, fewer North American and Western European young people leave home to marry; more do so just to be "independent"—to express their adult status.

Slightly over half of U.S. 18- to 25-year-olds return to their parents' home for brief periods after first leaving (U.S. Census Bureau, 2012b). Usually, role transitions, such as the end of college or military service, bring young people back. But tight job markets, high housing costs, or failures in work or love can also prompt a temporary return home. Also, young people who left because of family conflict often return—largely because they were not ready for independent living.

Residential independence rises steadily with age; by the early thirties, 90 percent of U.S. young adults live on their own (U.S. Census Bureau, 2012b). Contrary to popular belief, returning home usually is not a sign of weakness (Ward & Spitze, 2007). Rather, as people encounter unexpected twists and turns

JILL FERRY PHOTOGRAPHY/GETTY IMAGES

A father helps his son, a recent college graduate, move belongings back into the parental home. Parents usually respond to their children's return with generous financial and emotional support, doing everything possible to help them move into adult roles.

on the road to independence, the parental home offers a safety net and base of operations for launching adult life.

The extent to which young people live on their own before marriage varies with SES and ethnicity. Those who are economically well-off are more likely to establish their own residence. Among African-American, Hispanic, and Native-American groups, poverty and a cultural tradition of extended-family living lead to lower rates of leaving home, even among young people in college or working (De Marco & Berzin, 2008; Fussell & Furstenberg, 2005). Unmarried Asian young adults also tend to live with their parents. But the longer Asian families have lived in the United States, where they are exposed to individualistic values, the more likely young people are to move out before marriage (Lou, Lalonde, & Giguère, 2012).

Parents of young adults living at home are usually highly committed to helping their children move into adult roles. Many provide wide-ranging assistance—not just financial support, but material resources, advice, companionship, and emotional support as well. A survey of large sample of U.S. parents diverse in SES and ethnicity and their adult children revealed that parents gave more to those with greater needs (because of problems or younger age) and to those they perceived as more successful in education and career progress. Furthermore, most parents and young-adult children judged the amount of parental support to be appropriate, though a sizable minority viewed intense support (provided several times a week) as excessive (Fingerman et al., 2009, 2012a). Nevertheless, children receiving intense support adjusted especially well, expressing firmer goals and greater life satisfaction—perhaps because the intense support matched their needs.

Still, in homes where parents and young adults live together, conflict over personal and moral values related to the young person's future tends to rise (Rodríguez & López, 2011). But when young adults feel securely attached to parents and well-prepared for independence, departure from the home is linked to more satisfying parent–child interaction and successful transition to adult roles, even among ethnic minorities that strongly emphasize family loyalty and obligations (Smetana, Metzger, & Campione-Barr, 2004; Whiteman, McHale, & Crouter, 2010). And regardless of living arrangements, young people doing well often have close, enjoyable relationships with their parents, who offer help because they see it as key to their child's future success (Fingerman et al., 2012b).

Finally, leaving home very early can contribute to long-term disadvantage because it is associated with lack of parental financial and emotional support, job seeking rather than education, and earlier childbearing (Furstenberg, 2010). Not surprisingly, non-college-bound youths who move out in their late teens tend to have less successful educational, marriage, and work lives. U.S. poverty-stricken young people are more likely than their nonpoor counterparts to leave home by age 18 (Berzin & De Marco, 2010). But if still at home beyond that age, they are less likely to move out well into their thirties—a trend that may reflect the steep challenges they face in attaining self-sufficiency and exiting poverty.

Joining of Families in Marriage

The average age of first marriage in the United States has risen from about 20 for women and 23 for men in 1960 to 26½ for women and 29 for men today. Consequently, just 20 percent of contemporary U.S. 18- to 29-year-olds are married, compared to 60 percent a half-century ago (U.S. Census Bureau, 2012b). Postponement of marriage is even more marked in Western Europe—to the early thirties for men and the late twenties for women.

The number of first and second marriages has declined over the last few decades as more people stay single, cohabit, or do not remarry after divorce. In 1960, 85 percent of Americans had been married at least once; today, the figure is 70 percent. At present, 51 percent of U.S. adults, only a slight majority, live together as married couples (U.S. Census Bureau, 2012b). In one recent survey, 4 out of 10 American adults agreed that "marriage is becoming obsolete." Nevertheless, marriage remains a central life goal for young people (Pew Forum on Religion and Public Life, 2010; Smith & Snell, 2009). Irrespective of SES and ethnicity, most U.S. 18- to 23-year-olds say they want to marry and have children.

Same-sex marriages are recognized nationwide in Argentina, Belgium, Brazil, Canada, Denmark, France, Iceland, the Netherlands, New Zealand, Norway, Portugal, South Africa, Spain, and Sweden. In the United States, 12 states—Connecticut, Delaware, Iowa, Maine, Maryland, Massachusetts, Minnesota, New Hampshire, New York, Rhode Island, Vermont, and Washington—as well as the District of Columbia have legalized same-sex marriage. Several other states either grant people in same-sex unions the same legal status as married couples or extend nearly all spousal rights to same-sex partnerships.

Because legalization is so recent, research on same-sex couples in the context of marriage is scant. But evidence on cohabiting same-sex couples suggests that the same factors that contribute to happiness in other-sex marriages do so in same-sex unions (Diamond, 2006).

Marriage is more than the joining of two individuals. It also requires that two systems—the spouses' families—adapt and overlap to create a new subsystem. Consequently, marriage presents complex challenges. This is especially so today because husband–wife roles are only gradually moving toward true partnership—educationally, occupationally, and in emotional connectedness. Among same-sex couples, acceptance of the relationship by parents, inclusion of the partner in family events, and living in a supportive community where they can be open about their bond benefit relationship satisfaction and durability (Diamond, 2006).

Marital Roles. Their honeymoon over, Sharese and Ernie turned to a multitude of issues they had previously decided individually or their families of origin had prescribed—from everyday matters (when and how to eat, sleep, talk, work, relax, have sex, and spend money) to family traditions and rituals (which to retain, which to work out for themselves). And as they related to their social world as a couple, they modified relationships with parents, siblings, extended family, friends, and co-workers.

Contemporary alterations in the context of marriage, including changing gender roles and living farther from family members, mean that couples must work harder than in the past to define their relationships. Although partners are usually similar in religious and ethnic background, "mixed" marriages are increasingly common today. Among new marriages in the United States, 15 percent are between partners of a different race or ethnicity, more than double the rate in 1980 (Taylor et al., 2012). Because of increased opportunities for interracial contact in colleges, workplaces, and neighborhoods and more positive attitudes toward intermarriage, highly educated young adults are more likely than their less educated counterparts to marry partners of another race or ethnicity (Qian & Lichter, 2011). Nevertheless, couples whose backgrounds differ face extra challenges in transitioning to married life.

Because many couples live together beforehand, marriage has become less of a turning point in the family life cycle. Still, defining marital roles can be difficult. Age of marriage is the most consistent predictor of marital stability. Young people who marry in their teens to mid-twenties are more likely to divorce than those who marry later (Lehrer & Chen, 2011). Most of those who marry early have not developed a secure identity or sufficient independence to form a mature marital bond. Both early marriage followed by childbirth and childbirth before marriage are more common among low-SES adults (U.S. Census Bureau, 2012b). This acceleration of family formation complicates adjustment to life as a couple.

Despite progress in the area of women's rights, **traditional marriages,** involving a clear division of roles—husband as head of household responsible for family economic well-being, wife as caregiver and homemaker—still exist in Western nations. In recent decades, however, these marriages have changed, with many women who focused on motherhood while their children were young returning to the work force later.

© ARIEL SKELLEY/BLEND IMAGES/CORBIS

Arms laden with her toddler, a briefcase, and a bag of groceries, an employed mother heads home to prepare dinner. In industrialized nations, women in dual-earner marriages continue to shoulder most housework responsibilities.

In **egalitarian marriages,** partners relate as equals, sharing power and authority. Both try to balance the time and energy they devote to their occupations, their children, and their relationship. Most well-educated, career-oriented women expect this form of marriage. And college-student couples who eventually intend to marry often plan in advance how they will coordinate work and family roles, especially if the woman intends to enter a male-dominated career (Peake & Harris, 2002).

In Western nations, men in dual-earner marriages participate much more in child care than in the past. U.S. fathers in such marriages put in 85 percent as much time as mothers do (see pages 202–203 in Chapter 6). But housework—cleaning, cooking, laundry, and picking up clutter, which (unlike children) do not require immediate attention—reveals a different story. Recent surveys indicate that women in the United States and most Western European nations spend nearly twice as much time as men on housework, and women in Australia spend four times as much (Sayer, 2010). In Sweden, which places a high value on gender equality, men do more than in other nations. In contrast, men typically do little housework or child care in Japan, where corporate jobs demand long work hours and traditional marriages are common (Geist, 2010; Shwalb et al., 2004).

Women's housework hours do decline as their employment hours increase. But a close look at gender differences in most industrialized countries reveals that men fail to compensate (Cooke, 2010; Lippe, 2010). As Figure 14.3 shows for Australia, the United Kingdom, and the United States, men spend the same amount of time at housework, irrespective of their partners' employment schedules. Therefore, employed women's reduced housework hours are made possible by either purchase of time-saving services (cleaning help, prepackaged meals) or greater tolerance for unkempt homes, or both. Perhaps women continue to do the lion's share of housework because their paid

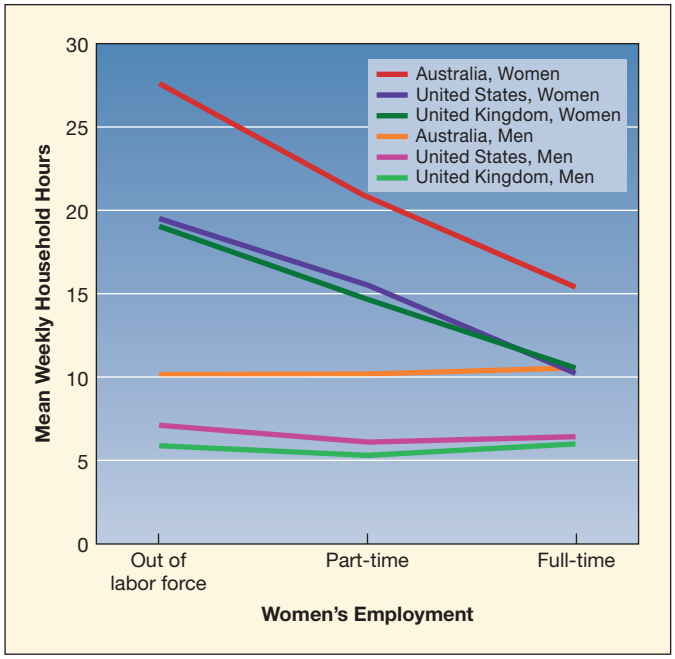

FIGURE 14.3 Women's and men's housework hours by women's employment for couples in Australia, the United Kingdom, and the United States. In each nation, as women's employment hours increase, they devote less time to housework. Men's contribution to housework is substantially less than women's. And women's level of employment has no influence on men's housework hours. (From L. P. Cooke, 2010, "The Politics of Housework," in J. Treas & S. Drobnic, [Eds.], *Dividing the Domestic: Men, Women, and Household Work in Cross-National Perspective,* p. 70. Copyright © 2010 by the Board of Trustees of the Leland Stanford Jr. University. Adapted with the permission of Stanford University Press, www.sup.org.)

work is viewed as secondary to their husband's, regardless of how much they earn (Lachance-Grzela & Bouchard, 2010). In sum, true equality in marriage is still rare, and couples who strive for it usually attain a form of marriage in between traditional and egalitarian.

Marital Satisfaction. Despite its rocky beginnings, Sharese and Ernie's marriage grew to be especially happy. In contrast, Christy and Gary became increasingly discontented. What distinguishes satisfying marriages from less successful partnerships? Differences between these two couples mirror the findings of a large body of research on personal and contextual factors, summarized in Table 14.1.

Christy and Gary had children early and struggled financially. Gary's negative, critical personality led him to get along poorly with Christy's parents and to feel threatened when he and Christy disagreed. Christy tried to offer Gary encouragement and support, but her own needs for nurturance and individuality were not being met. Gary was uncomfortable with Christy's career aspirations. As she came closer to attaining them, the couple grew further apart. In contrast, Sharese and Ernie married later, after their educations were complete. They postponed having children until their careers were under way and they had built a sense of togetherness that allowed each to thrive as an individual. Patience, caring, common values and interests, humor, affection, sharing of personal experiences through conversation, cooperating in household responsibilities, and good conflict-resolution skills contributed to their compatibility.

Men tend to report feeling slightly happier with their marriages than women do (Howard, Galambos, & Krahn, 2010; Kurdek, 2005). In the past, quality of the marital relationship had a greater impact on women's psychological well-being, but today it predicts mental health similarly for both genders. Women, however, feel particularly dissatisfied with marriage when the demands of husband, children, housework, and career are overwhelming (Forry, Leslie, & Letiecq, 2007; Saginak & Saginak, 2005). Research in both Western and non-Western industrialized nations reveals that equal power in the relationship and sharing of family responsibilities usually enhance both partners' satisfaction, largely by strengthening marital harmony (Amato & Booth, 1995; Xu & Lai, 2004).

TABLE 14.1 Factors Related to Marital Satisfaction

FACTOR	HAPPY MARRIAGE	UNHAPPY MARRIAGE
Family backgrounds	Partners similar in SES, education, religion, and age	Partners very different in SES, education, religion, and age
Age at marriage	After mid-20s	Before mid-20s
Timing of first pregnancy	After first year of marriage	Before or within first year of marriage
Relationship to extended family	Warm and positive	Negative; wish to maintain distance
Marital patterns in extended family	Stable	Unstable; frequent separations and divorces
Financial and employment status	Secure	Insecure
Family responsibilities	Shared; perception of fairness	Largely the woman's responsibility; perception of unfairness
Personality characteristics and behavior	Emotionally positive; common interests; good conflict-resolution skills	Emotionally negative and impulsive; lack of common interests; poor conflict-resolution skills

Note: The more factors present, the greater the likelihood of marital happiness or unhappiness.

Sources: Diamond, Fagundes, & Butterworth, 2010; Gere et al., 2011; Johnson et al., 2005.

Social Issues: Health

Partner Abuse

Violence in families is a widespread health and human rights issue, occurring in all cultures and SES groups. Often one form of domestic violence is linked to others. Recall the story of Karen in Chapter 13. Her husband, Mike, not only assaulted her sexually and physically but also abused her psychologically—isolating, humiliating, and demeaning her. Violent adults also break their partner's favorite possessions, punch holes in walls, or throw objects. If children are present, they may become victims.

Partner abuse in which husbands are perpetrators and wives are physically injured is most likely to be reported to authorities. But many acts of family violence are not reported. When researchers ask American couples about fights that led to acts of hostility, men and women report similar rates of assault (Dutton, 2007). Women victims are more often physically injured, but sex differences in severity of abuse are small (Dutton, 2012; Ehrensaft, Moffitt, & Caspi, 2004). Partner abuse occurs at about the same rate in same-sex relationships as in heterosexual relationships (Schwartz & Waldo, 2004).

Although self-defense is a frequently reported cause of domestic assault by women, American men and women are equally likely to "strike first" (Currie, 1999; Dutton, 2007). "Getting my partner's attention," "gaining control," and "expressing anger" are reasons that partners typically give for abusing each other.

Factors Related to Partner Abuse

In abusive relationships, dominance–submission sometimes proceeds from husband to wife, sometimes from wife to husband. In about one-third to one-half of cases, both partners are violent (Dutton, Nicholls, & Spidel, 2005). Marvin's and Pat's relationship helps us understand how partner abuse escalates. Shortly after their wedding, Pat began complaining about the demands of Marvin's work and insisted that he come home early to spend time with her. When he resisted, she hurled epithets, threw objects, and slapped him. One evening, Marvin became so angry at Pat's hostilities that he smashed a dish against the wall, threw his wedding ring at her, and left the house. The next morning, Pat apologized and promised not to attack again. But her outbursts became more frequent and desperate.

These violence–remorse cycles, in which aggression escalates, characterize many abusive relationships. Why do they occur? Personality and developmental history, family circumstances, and cultural factors combine to make partner abuse more likely (Diamond, Fagundes, & Butterworth, 2010).

Many abusers are overly dependent on their spouses as well as jealous, possessive, and controlling. For example, the thought of Karen ever leaving induced such high anxiety in Mike that he monitored all her activities. Depression, anxiety, and low self-esteem also characterize abusers. And because they have great difficulty managing anger, trivial events—such as an unwashed shirt or a late meal—can trigger abusive episodes. When asked to explain their offenses, they attribute greater blame to their partner than to themselves (Henning, Jones, & Holdford, 2005).

A high proportion of spouse abusers grew up in homes where parents engaged in hostile interactions, used coercive discipline, and were abusive toward their children (Ehrensaft, 2009). Perhaps this explains why conduct problems in childhood and violent delinquency in adolescence also predict partner abuse (Dutton, 2007). Adults with childhood exposure to domestic violence are not doomed to repeat it. But their parents provided them with negative expectations and behaviors that they often transfer to their close relationships. Stressful life events, such as job loss or financial difficulties, increase the likelihood of partner abuse (Emery &

Of course, from time to time, individuals are bound to say or do something upsetting to their partner. When this happens, the partner's attributions, or explanations for the behavior, make a difference. For example, a wife who interprets her husband's critical remark about her weight as unintentional ("He just isn't aware I'm sensitive about that") is far more likely to express both current and long-term marital satisfaction than a wife who views such comments as malicious ("He's trying to hurt my feelings") (Barelds & Dijkstra, 2011; Fincham & Bradbury, 2004). In fact, partners who hold overly positive (but still realistic) biases concerning each other's attributes are happier with their relationships (Claxton et al., 2011). As they turn to each other for feedback about themselves, these "positive illusions" enhance self-esteem and psychological well-being. And over time, positive illusions favorably influence behavior, as partners modify their actions to bring them closer to their partner's generous perceptions. In contrast, people who feel devalued by their partner tend to react with anxiety and insecurity—more so when they are low in self-esteem, which heightens fear of rejection. To protect themselves, they often mete out criticism and contempt in kind, setting in motion hostile, defensive exchanges that create the very rejection they fear (Murray, 2008). Alternatively, individuals may disengage emotionally, suppressing negative feelings so as not to poison the relationship (Driver et al., 2012). In the process, shared positive emotion also declines, and intimacy erodes.

At their worst, marital relationships can become contexts for intense opposition, dominance–submission, and emotional and physical violence. As the Social Issues: Health box above explains, although women are more often targets of severe partner abuse, both men and women play both roles: perpetrator and victim.

High school and college courses in family life education can promote better mate selection and teach communication

Laumann-Billings, 1998). Because of widespread poverty, African Americans and Native Americans report high rates of partner violence (Hoff, 2001). Alcohol abuse is another related factor.

At a societal level, cultural norms that endorse male dominance and female submissiveness promote partner abuse (Kaya & Cook, 2010). As Figure 14.4 shows, in countries with widespread poverty that also sanction gender inequality, partner violence against women is especially high, affecting nearly half or more of the female population.

Victims are chronically anxious and depressed and experience frequent panic attacks (Warshaw, Brashler, & Gil, 2009). Why don't they simply leave these destructive relationships? A variety of situational factors discourage them from leaving. A victimized wife may depend on her husband's earning power or fear even worse harm to herself or her children. Extreme assaults, including homicide, tend to occur after partner separation (Campbell & Glass, 2009). And victims of both sexes, but especially men, are deterred by the embarrassment of going to the police. Also, victims may falsely believe that their partner will change.

Intervention and Treatment

Community services available to battered women include crisis telephone lines that provide anonymous counseling and social support and shelters that offer safety and treatment (see page 449). Because many women return to their abusive partners several times before making their final move, community agencies usually offer therapy to male batterers. Most rely on several months to a year of group sessions that confront rigid gender stereotyping; teach communication, problem solving, and anger control; and use social support to motivate behavior change (Whitaker, Baker, & Arias, 2007).

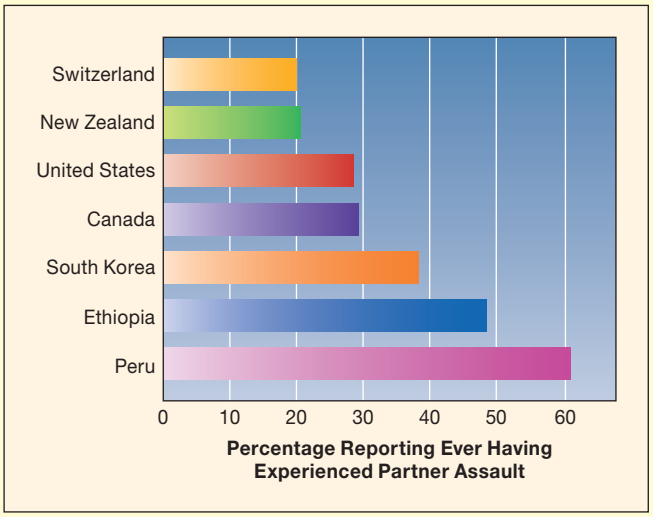

FIGURE 14.4 Assaults by intimate partners against women in seven nations. In each country, samples of women were asked to indicate whether they had ever experienced partner physical abuse. The incidence, always underreported, is high in all nations. It is especially high in countries that endorse traditional gender roles and suffer from widespread poverty. (From Kaya & Cook, 2010; World Health Organization, 2000, 2005.)

Although existing treatments are better than none, most are not effective at dealing with relationship difficulties or alcohol abuse. Consequently, many treated perpetrators repeat their violent behavior with the same or a new partner (Hamberger et al., 2009). At present, few interventions acknowledge that men also are victims. Yet ignoring their needs perpetuates domestic violence. When victims do not want to separate from a violent partner, a whole-family treatment approach that focuses on changing partner interaction and reducing high life stress is crucial.

skills that contribute to gratifying romantic partnerships and marriages. And counseling aimed at helping couples listen to each other with understanding and empathy, focus on positive traits and memories, and use effective conflict-resolution strategies can cultivate the self-esteem, affection, and respect needed for the relationship to be resilient and enduring (Gottman, 2011).

Parenthood

In the past, the issue of whether to have children was, for many adults, a biological given or a compelling social expectation. Today, in Western industrialized nations, it is a matter of true individual choice. Effective birth control techniques enable adults to avoid having children in most instances. And changing cultural values allow people to remain childless with far less fear of social criticism and rejection than a generation or two ago.

In 1950, 78 percent of American married couples were parents. Today, 70 percent bear children, and they tend to be older when they have their first child. Consistent with this pattern of delayed childbearing and with the decision of most women to divide their energies between family and work, family size in industrialized nations has declined. In 1950, the average number of children per woman was 3.1. Currently, it is 2.1 in the United States, 1.9 in the United Kingdom, 1.7 in Sweden, 1.6 in Canada, 1.4 in Germany, and 1.3 in Italy and Japan (U.S. Census Bureau, 2012a, 2012b). Nevertheless, the vast majority of married people continue to embrace parenthood as one of life's most meaningful experiences. Why do they do so, and how do the challenges of child rearing affect the adult life course?

The Decision to Have Children. The choice of parenthood is affected by a complex array of factors, including financial circumstances, personal and religious values, and health

conditions. Women with traditional gender identities usually decide to have children. Whether a woman is employed has less impact on childbearing than her occupation. Women in high-status, demanding careers less often choose parenthood and, when they do, more often delay it than women with less consuming jobs. Parenthood typically reduces work hours and slows career progress among career-oriented women but has no impact on men (Abele & Spurk, 2011). Professional women seem to consider these consequences in decision making about parenthood.

When Americans are asked about their desire to have children, they mention a variety of advantages and disadvantages. Some ethnic and regional differences exist, but in all groups, the most important reasons for having children include the warm, affectionate relationship and the stimulation and fun that children provide. Also frequently mentioned are growth and learning experiences that children bring to the lives of adults, the desire to have someone carry on after one's own death, and feelings of accomplishment and creativity that come from helping children grow (Cowan & Cowan, 2000; O'Laughlin & Anderson, 2001).

Most young adults also realize that having children means years of extra burdens and responsibilities. Among disadvantages of parenthood, they cite loss of freedom most often, followed by concerns about role overload (not enough time for both family and work responsibilities) and about the financial strains of child rearing. According to a conservative estimate, today's new parents in the United States will spend about $280,000 to rear a child from birth to age 18, and many will incur substantial additional expense for higher education and financial dependency during emerging adulthood (U.S. Department of Agriculture, 2012).

Greater freedom to choose whether and when to have children makes family planning more challenging today than in the past. With each partner expecting an equal say, childbearing often becomes a matter of delicate negotiation (Cowan & Cowan, 2000). Yet carefully weighing the pros and cons of parenthood means that many more couples are making informed and personally meaningful choices—a trend that should increase the chances that they will have children when ready and will find parenting an enriching experience.

Transition to Parenthood. The early weeks after a baby enters the family are full of profound changes: constant caregiving, added financial responsibilities, and less time for the couple's relationship. In response, gender roles of husband and wife usually become more traditional—even for couples like Sharese and Ernie who are strongly committed to gender equality (Katz-Wise, Priess, & Hyde, 2010; Lawrence et al., 2010).

First and Second Births. For most new parents, the arrival of a baby—though often associated with mild declines in relationship satisfaction and communication quality—does not cause significant marital strain. Marriages that are gratifying and supportive tend to remain so (Doss et al., 2009; Feeney et al., 2001; Miller, 2000). And the small decrease in satisfaction from pregnancy to post-birth may not be unique to early parenthood (Mitnick, Heyman, & Slep, 2009). Couples who do not become parents also experience a slight decrease in relationship satisfaction across a similar time frame.

© MICHAEL NEWMAN/PHOTOEDIT

Compared to a first birth, a second birth typically requires that fathers become more actively involved in parenting, sharing in the high demands of tending to both a baby and a young child.

Nevertheless, troubled marriages usually become even more distressed after childbirth (Houts et al., 2008; Kluwer & Johnson, 2007). And when expectant mothers anticipate lack of partner support in parenting, their prediction generally becomes reality, yielding an especially difficult post-birth adjustment (Driver et al., 2012; McHale & Rotman, 2007).

Violated expectations about division of labor in the home powerfully affect new parents' well-being. In dual-earner marriages, the larger the difference in men's and women's caregiving responsibilities, the greater the decline in marital satisfaction after childbirth, especially for women—with negative consequences for parent–infant interaction. In contrast, sharing caregiving predicts greater parental happiness and sensitivity to the baby (McHale et al., 2004; Moller, Hwang, & Wickberg, 2008). An exception exists, however, for employed lower-SES women who endorse traditional gender roles. When their husbands take on considerable child-care responsibilities, these mothers tend to report more distress, perhaps because of disappointment at being unable to fulfill their desire to do most of the caregiving (Goldberg & Perry-Jenkins, 2003).

Postponing childbearing until the late twenties or thirties, as more couples do today, eases the transition to parenthood. Waiting permits couples to pursue occupational goals, gain life experience, and strengthen their relationship. Under these circumstances, men are more enthusiastic about becoming fathers and therefore more willing to participate. And women whose careers are well under way and whose marriages are happy are more likely to encourage their husbands to share housework and child care, which fosters fathers' involvement (Lee & Doherty, 2007; Schoppe-Sullivan et al., 2008).

A second birth typically requires that fathers take an even more active role in parenting—by caring for the firstborn while the mother is recuperating and by sharing in the high demands of tending to both a baby and a young child. Consequently, well-functioning families with a newborn second child typically pull back from the traditional division of responsibilities that occurred after the first birth. Fathers' willingness to place greater emphasis on the parenting role is strongly linked to mothers' adjustment after the arrival of a second baby (Stewart, 1990). And the support and encouragement of family, friends, and spouse are crucial for fathers' well-being.

Interventions. Couples' groups led by counselors are effective in easing the transition to parenthood (Gottman, Gottman, & Shapiro, 2010). Therapists report that many couples know little about caring for infants, perhaps because they grew up in small families where they had few sibling caregiving responsibilities. They are also unaware of the potential impact of a new baby on their relationship.

In one program, first-time expectant couples gathered once a week for six months to discuss their dreams for the family and changes in relationships sparked by the baby's arrival. Eighteen months after the program ended, participating fathers described themselves as more involved with their child than did fathers in a no-intervention condition. Perhaps because of fathers' caregiving assistance, participating mothers maintained their prebirth satisfaction with family and work roles. Three years after the birth, the marriages of participating couples were intact and just as happy as they had been before parenthood. In contrast, 15 percent of couples receiving no intervention had divorced (Cowan & Cowan, 1997; Schulz, Cowan, & Cowan, 2006). For high-risk parents struggling with poverty or the birth of a child with disabilities, interventions must be more intensive, focusing on enhancing social support and parenting skills (Petch & Halford, 2008).

Generous, paid employment leave—widely available in industrialized nations but not in the United States—is crucial for parents of newborns (see Chapter 3, pages 104–105). But financial pressures mean that many new mothers who are eligible for unpaid work leave take far less than they are guaranteed by U.S. federal law, while new fathers take little or none. When favorable workplace policies exist and parents take advantage of them, couples are more likely to support each other and experience family life as gratifying (Feldman, Sussman, & Zigler, 2004; Han & Waldfogel, 2003). As a result, the stress caused by the birth of a baby stays at manageable levels.

Families with Young Children. A year after the birth of their first child, Sharese and Ernie received a phone call from Heather, who asked how they liked parenthood: "Is it a joy, a dilemma, a stressful experience—how would you describe it?"

Chuckling, Sharese and Ernie responded in unison, "All of the above!"

In today's complex world, men and women are less certain about how to rear children than in previous generations. Clarifying child-rearing values and implementing them in warm, involved, and appropriately demanding ways are crucial for the welfare of the next generation and society. Yet cultures do not always place a high priority on parenting, as indicated by lack of many societal supports for children and families (see Chapter 2, pages 66–67). Furthermore, changing family forms mean that the lives of today's parents differ substantially from those of past generations.

In previous chapters, we discussed a wide variety of influences on child-rearing styles, including personal characteristics of children and parents, SES, and ethnicity. The couple's relationship is also vital. Parents who engage in effective coparenting, collaborating and showing solidarity and respect for each other in parenting roles, are more likely to gain in warm marital interaction, feel competent as parents, use effective child-rearing practices, and have children who are developing well (McHale et al., 2002a; Schoppe-Sullivan et al., 2004). When parents forge this supportive coparenting alliance within the first few months after childbirth, it is more likely to persist (Fivaz-Depeursinge & Corboz-Warnery, 1999).

For employed parents, a major struggle is finding good child care and, when their child is ill or otherwise in need of emergency care, taking time off from work or making other urgent arrangements. The younger the child, the greater parents' sense of risk and difficulty—especially low-income parents, who must work longer hours to pay bills; who often, in the United States, have no workplace benefits (health insurance or paid sick leave); who typically cannot afford the cost of child care; and who experience more immediate concerns about their children's safety (Halpern, 2005b; Nomaguchi & Brown, 2011). When competent, convenient child care is not available, the woman usually faces added pressures. She must either curtail or give up her work, with profound financial consequences in low-income families, or endure unhappy children, missed workdays, and constant searches for new arrangements.

Despite its challenges, rearing young children is a powerful source of adult development. Parents report that it expands their emotional capacities, enriches their lives, and enhances psychological well-being (Nomaguchi & Milkie, 2003; Schindler, 2010). For example, Ernie remarked that through sharing in child rearing, he felt "rounded out" as a person. Other involved parents say that parenthood helped them tune in to others' feelings and needs, required that they become more tolerant, self-confident, and responsible, and broadened their extended family, friendship, and community ties. In a survey of a large, nationally representative sample of U.S. fathers, paternal history of engagement with children predicted greater community service and assistance of extended family members in middle adulthood (Eggebeen, Dew, & Knoester, 2010).

Families with Adolescents. Adolescence brings sharp changes in parental roles. In Chapters 11 and 12, we noted that parents must establish a revised relationship with their adolescent children—blending guidance with freedom and gradually loosening control. As adolescents gain in autonomy and explore values and goals in their search for identity, parents often complain that their teenager is too focused on peers and no longer

cares about being with the family. Heightened parent–child bickering over everyday issues takes a toll, especially on mothers, who do most of the negotiating with teenagers.

Overall, children seem to navigate the challenges of adolescence more easily than parents, many of whom report a dip in marital and life satisfaction. More people seek family therapy during this period of the family life cycle than during any other (Steinberg & Silk, 2002).

Parent Education. In the past, family life changed little from one generation to the next, and adults learned what they needed to know about parenting through modeling and direct experience. Today's world confronts adults with a host of factors that impinge on their ability to succeed as parents.

Contemporary parents eagerly seek information on child rearing. In addition to popular parenting books, magazines, and websites, new mothers access knowledge about parenting through social media, including chat rooms and blogs. They also reach out to networks of other women for knowledge and assistance. Fathers, by contrast, rarely have social networks through which they can learn about child care and child rearing. Consequently, they frequently turn to mothers to figure out how to relate to their child, especially if they have a close, confiding marriage (Lamb & Lewis, 2004; McHale, Kuersten-Hogan, & Rao, 2004). Recall from Chapter 6 that marital harmony fosters both parents' positive engagement with babies, but it is especially important for fathers.

Parent education courses exist to help parents clarify child-rearing values, improve family communication, understand how children develop, and apply more effective parenting strategies. A variety of programs yield positive outcomes, including enhanced knowledge of effective parenting practices, improved parent–child interaction, and heightened awareness by parents of their role as educators of their children (Bert, Ferris, & Borkowski, 2008; Smith, Perou, & Lesesne, 2002). Another benefit is social support—opportunities to discuss concerns with experts and other dedicated parents, who share the view that no job is more important to the future of society than child rearing.

© JENNIFER HULSHIZER/STAR LEDGER/CORBIS

Men are less likely than women to learn about child rearing through informal social networks. Fathers especially may benefit from parent education programs that help them clarify child-rearing values, learn about child development, and parent effectively.

ASK YOURSELF

REVIEW What strategies can couples use to ease the transition to parenthood?

CONNECT What aspects of adolescent development make rearing teenagers stressful for parents, leading to a dip in marital and life satisfaction? (See Chapter 11, pages 369–370, and Chapter 12, pages 415–416.)

APPLY After her wedding, Sharese was convinced she had made a mistake. Cite factors that sustained her marriage and led it to become especially happy.

REFLECT Do you live with your parents or on your own? Describe factors that contributed to your current living arrangements. How would you characterize the quality of your relationship with your parents? Do your responses match the findings of research?

The Diversity of Adult Lifestyles

The current array of adult lifestyles dates back to the 1960s, when young people began to question the conventional wisdom of previous generations and to ask, "How can I find happiness? What kinds of commitments should I make to live a full and rewarding life?" As the public became more accepting of diverse lifestyles, choices such as staying single, cohabiting, remaining childless, and divorcing seemed more available.

Today, nontraditional family options have penetrated the American mainstream. Many adults experience not just one but several. As we will see, some adults make a deliberate decision to adopt a lifestyle, whereas others drift into it. The lifestyle may be imposed by society, as is the case for cohabiting same-sex couples in the United States, who cannot marry legally in most states. Or people may choose a certain lifestyle because they feel pushed away from another, such as a marriage gone sour. In sum, the adoption of a lifestyle can be within or beyond the person's control.

Singlehood

On finishing her education, Heather joined the Peace Corps and spent four years in Ghana. Though open to a long-term relationship, she had only fleeting romances. After she returned to the United States, she went from one temporary job to another until, at age 30, she finally found steady employment in a large international travel company as a tour director. A few years later, she

© RICK GOMEZ/BLEND IMAGES/CORBIS

Compared with single men, single women more easily come to terms with their lifestyle, in part because of the greater social support available to women through intimate same-sex friendships.

advanced into a management position. At age 35, over lunch with Sharese, she reflected on her life: "I was open to marriage, but after I got my career going, it would have interfered. Now I'm so used to independence that I question whether I could adjust to living with another person. I like being able to pick up and go where I want, when I want, without having to ask anyone or think about caring for anyone. But there's a tradeoff: I sleep alone, eat most of my meals alone, and spend a lot of my leisure time alone."

Singlehood—not living with an intimate partner—has increased in recent years, especially among young adults. For example, the rate of never-married Americans in their twenties has nearly tripled since 1960, to 75 percent of young people. As they move into their thirties, more people marry: By 30 to 34 years of age, about 32 percent remain single. Today, more people marry later or not at all, and divorce has added to the numbers of single adults—slightly more than half when adults of all ages are considered. In view of these trends, it is likely that most Americans will spend a substantial part of their adult lives single, and a growing minority—about 8 to 10 percent—will stay that way (Pew Research Center, 2010a; U.S. Census Bureau, 2012b).

Because they marry later, more young-adult men than women are single. But women are far more likely than men to remain single for many years or their entire life. With age, fewer men are available with characteristics that most women seek in a mate—the same age or older, equally or better educated, and professionally successful. In contrast, men can choose partners from a large pool of younger unmarried women. Because of the tendency for women to "marry up" and men to "marry down," men with a high school diploma or less and highly educated women in prestigious careers are overrepresented among singles after age 30.

Ethnic differences also exist. For example, the percentage of never-married African Americans is nearly twice as great as that of Caucasian Americans in early adulthood (U.S. Census Bureau, 2012b). As we will see later, high unemployment among black men interferes with marriage. Many African Americans eventually marry in their late thirties and forties, a period in which black and white marriage rates come closer together.

Singlehood can have a variety of meanings. At one extreme are people who choose it deliberately; at the other those who see themselves as single because of circumstances beyond their control. Most, like Heather, are in the middle—adults who wanted to marry but made choices that took them in a different direction. In interview studies of never-married women, some said they focused on occupational goals instead of marriage. Others reported that they found singlehood preferable to their disappointing intimate relationships. And still others commented that they just did not meet "the right person" (Baumbusch, 2004; Lewis, 2000).

The most commonly mentioned advantages of singlehood are freedom and mobility. But singles also recognize drawbacks—loneliness, the dating grind, limited sexual and social life, reduced sense of security, and feelings of exclusion from the world of married couples. Single men have more physical and mental health problems than single women, who more easily come to terms with their lifestyle, in part because of the greater social support available to women through intimate same-sex friendships (Pinquart, 2003). But overall, people over age 35 who have always been single are content with their lives (DePaulo & Morris, 2005; Lucas et al., 2003). Though not quite as happy as married people, they report feeling considerably happier than people recently widowed or divorced.

Nevertheless, many single people go through a stressful period in their late twenties or early thirties, when most of their friends have married. Widespread veneration of marriage, along with negative stereotyping of singles as socially immature and self-centered, contributes (Morris et al., 2008). The mid-thirties is another trying time, as the biological deadline for pregnancy approaches. Interviews with 28- to 34-year-old single women revealed that they were acutely aware of pressures from family members, the shrinking pool of eligible men, the risks of later childbearing, and a sense of being different (Sharp & Ganong, 2011). A few decide to become parents through artificial insemination or a love affair. And an increasing number are adopting, often from overseas countries.

Cohabitation

Cohabitation refers to the lifestyle of unmarried couples who have a sexually intimate relationship and who share a residence. Until the 1960s, cohabitation in Western nations was largely limited to low-SES adults. Since then, it has increased in all groups, with an especially dramatic rise among well-educated, economically advantaged young people. Today's young adults are much more likely than those of a generation ago to form their first conjugal union through cohabitation. Among American young people, cohabitation is now the preferred mode of entry into a committed intimate partnership, chosen by over 60 percent of couples (U.S. Census Bureau, 2012b). Cohabitation rates are even higher among adults with failed marriages; about one-third of these households include children.

For some couples, cohabitation serves as *preparation for marriage*—a time to test the relationship and get used to living together. For others, however, it is an *alternative to marriage,* offering the rewards of sexual intimacy and companionship along with the possibility of easy departure if satisfaction declines. It is not surprising, then, that cohabiters vary greatly in the extent to which they share money and possessions and take responsibility for each other's children.

Although Americans are more open to cohabitation than in the past, their attitudes are not as positive as those of Western Europeans. In the Netherlands, Norway, and Sweden, cohabitation is thoroughly integrated into society, with cohabiters having many of the same legal rights and responsibilities as married couples. Between 70 and 90 percent of young people cohabit in their first intimate partnership, and cohabiters are nearly as committed to each other as married people (Fussell & Gauthier, 2005; Perelli-Harris & Gassen, 2012). Whereas about 50 percent of American cohabiting unions break up within two years, only 6 to 16 percent dissolve in Western Europe (Jose, O'Leary, & Moyer, 2010; Kiernan, 2002). When they decide to marry, Dutch, Norwegian, and Swedish cohabiters more often do so to legalize their relationships, especially for the sake of children. American cohabiters typically marry to confirm their love and commitment—sentiments that Western Europeans attach to cohabitation.

Furthermore, U.S. couples who cohabit before they are engaged to be married are more prone to divorce than couples who wait to live together until after they have made a commitment to each other. But this association is less strong or absent in Western European nations (Jose, O'Leary, & Moyer, 2010; Kline et al., 2004; Rhoades, Stanley, & Markman, 2006). U.S. young people who cohabit prior to engagement tend to have less conventional values. They have had more sexual partners and are more politically liberal, less religious, and more androgynous. In addition, a larger number have parents who divorced (Kurdek, 2006).

These personal characteristics may contribute to the negative outcomes associated with cohabitation. But the cohabitation experience itself also plays a role. Cohabiters are less likely than married people to pool finances or jointly own a house. In addition, both preengagement cohabiters and formerly cohabiting married couples have poorer-quality relationships (Cohan & Kleinbaum, 2002; Kline et al., 2004). Perhaps the open-ended nature of the cohabiting relationship reduces motivation to develop effective conflict-resolution skills. When cohabiters carry negative communication into marriage, it undermines marital satisfaction. Finally, a history of parental divorce may increase cohabiters' willingness to dissolve a union when it becomes less satisfying.

Certain couples, however, are exceptions to the trends just described. People who cohabit after separation or divorce often test a new relationship carefully to prevent another failure, especially when children are involved. As a result, they cohabit longer and are less likely to move toward marriage. Similarly, cohabitation is often an alternative to marriage among low-SES couples (Pew Research Center, 2010a). Many regard their earning power as too uncertain for marriage and continue living together, sometimes giving birth to children and marrying when their financial status improves.

© TAMPA BAY TIMES/EVE EDELHEIT/THE IMAGE WORKS

Among U.S. couples, making a long-term commitment by becoming engaged before cohabiting predicts an enduring marriage. U.S. young people who cohabit prior to engagement are at increased risk for divorce.

Finally, cohabiting gay and lesbian couples report strong relationship commitment (Kurdek, 2006). When their relationships become difficult, they end more often than those of heterosexual cohabiters and married couples because of fewer barriers to separating. For example, in 37 U.S. states, same-sex cohabiters cannot plan to legalize their relationship because of laws or constitutional provisions that limit marriage to a man and a woman. Furthermore, same-sex cohabiters are less likely to have children in common and more likely to have extended family members who are unsupportive (Lau, 2012; Rothblum, Balsam, & Solomon, 2011). In a study in which same-sex couples in Vermont were followed over three years, cohabiters were more likely than couples in civil unions to have ended their relationships (Balsam et al., 2008). Civil unions were as stable as heterosexual marriages.

For people not ready for marriage, cohabitation combines the rewards of a close relationship with the opportunity to avoid the legal obligations of marriage. But cohabiting couples can encounter difficulties precisely because they do not have these obligations. Bitter fights over property, money, rental contracts, and responsibility for children are the rule rather than the exception when unmarried couples split up.

Childlessness

At work, Sharese got to know Beatrice and Daniel. Married for seven years and in their mid-thirties, they did not have children and were not planning any. To Sharese, their relationship seemed especially caring and affectionate. "At first, we were open to becoming parents," Beatrice explained, "but eventually we decided to focus on our marriage."

Childlessness in the United States has increased steadily, from 9 percent of women between ages 20 and 44 in 1975 to

about 20 percent today, with similar trends occurring in other Western nations (Livingston & Cohn, 2010). Some people are *involuntarily childless* because they did not find a partner with whom to share parenthood or their efforts at fertility treatments did not succeed. Beatrice and Daniel are in another category—men and women who are *voluntarily childless*. But voluntary childlessness is not always a permanent condition. A few people decide early that they do not want to be parents and stick to their plans. But most, like Beatrice and Daniel, make their decision after they are married and have developed a lifestyle they do not want to give up. Later, some change their minds.

Besides marital satisfaction and freedom from child-care responsibilities, common reasons for not having children include the woman's career and economic security (Amba & Martinez, 2006; Kemkes-Grottenhaler, 2003). Consistent with these motives, the voluntarily childless are usually college-educated, have prestigious occupations, and are highly committed to their work.

Negative stereotypes of nonparenthood—as a sign of self-indulgence and irresponsibility—have weakened in Western nations as people have become more accepting of diverse lifestyles (Dykstra & Hagestad, 2007). Acceptance is greatest among highly educated women, who—while not necessarily embracing childlessness—may be more attuned to the demands of parenthood, which are still borne mostly by women (Koropeckyj-Cox & Pendell, 2007).

In line with this trend, voluntarily childless adults are just as content with their lives as parents who have warm relationships with their children. But adults who cannot overcome infertility are likely to be dissatisfied—some profoundly disappointed, others more ambivalent, depending on compensations in other areas of their lives (Letherby, 2002; Nichols & Pace-Nichols, 2000). Childlessness seems to interfere with adjustment and life satisfaction only when it is beyond a person's control.

Divorce and Remarriage

Divorce rates have stabilized since the mid-1980s, partly because of rising age of marriage, which is linked to greater financial stability and marital satisfaction. In addition, the increase in cohabitation has curtailed divorce: Many relationships that once would have been marriages now break up before marriage. Still, 45 percent of U.S. marriages dissolve (U.S. Census Bureau, 2012b). Because most divorces occur within seven years of marriage, many involve young children. Divorces are also common during the transition to midlife, when people have adolescent children—a period (as noted earlier) of reduced marital satisfaction.

Nearly two-thirds of divorced adults remarry. But marital failure is even greater during the first few years of second marriages—10 percent above that for first marriages. Afterward, the divorce rates for first and second marriages are similar (U.S. Census Bureau, 2012b).

Factors Related to Divorce. Why do so many marriages fail? As Christy and Gary's divorce illustrates, the most obvious reason is a disrupted husband–wife relationship. Christy and Gary did not argue more than Sharese and Ernie. But their problem-solving style was ineffective, and it weakened their attachment to each other. When Christy raised concerns, Gary reacted with contempt, resentment, defensiveness, and retreat. This demand–withdraw pattern is found in many partners who split up, with women more often insisting on change and men more often retreating (Birditt et al., 2010; Haltzman, Holstein, & Moss, 2007). Another typical style involves little conflict, but partners increasingly lead separate lives because they have different expectations of family life and few shared interests, activities, or friends (Gottman & Levenson, 2000).

What problems underlie these maladaptive communication patterns? In a nine-year longitudinal study, researchers asked a U.S. national sample of 2,000 married people about marital problems and followed up three, six, and nine years later to find out who had separated or divorced (Amato & Rogers, 1997). Wives reported more problems than husbands, with the gender difference largely involving the wife's emotions, such as anger and hurt feelings. Husbands seemed to have difficulty sensing their wife's distress, which contributed to her view of the marriage as unhappy. Regardless of which spouse reported the problem or was judged responsible for it, the strongest predictors of divorce during the following decade were infidelity, spending money foolishly, drinking or using drugs, expressing jealousy, engaging in irritating habits, and moodiness.

Background factors that increase the chances of divorce are younger age at marriage, not attending religious services, being previously divorced, and having parents who had divorced—all of which are linked to marital difficulties. For example, couples who married at younger ages are more likely to report infidelity and jealousy. Low religious involvement subtracts an influential context for instilling positive marital attitudes and behaviors. And research following families over two decades reveals that parental divorce elevates risk of divorce in at least two succeeding generations, in part because it promotes child adjustment problems and reduces commitment to the norm of lifelong marriage (Amato & Cheadle, 2005; Wolfinger, 2005). As a result, when

FREDERICK BASS/GETTY IMAGES

An ineffective problem-solving style can lead to divorce. Partners who split up often follow a pattern in which one partner raises concerns, and the other reacts with resentment, anger, and retreat.

adult children marry, they are more likely to engage in inconsiderate behaviors and to have conflict-ridden relationships and less likely to try to work through these difficulties or (if they do try) to have the skills to do so. Marriage to a caring spouse from a stable family background reduces these negative outcomes.

Poorly educated, economically disadvantaged couples who suffer multiple life stresses are especially likely to split up (Clarke-Stewart & Brentano, 2006). But Christy's case represents another trend—rising marital breakup among well-educated, career-oriented, economically independent women. When a woman's workplace status and income exceed her husband's, the risk of divorce increases—an association explained by differing gender-role beliefs between the spouses (Popenoe, 2006). A husband's lack of support for his wife's career can greatly heighten her unhappiness and, therefore, the chances that she will end the marriage. Overall, women are twice as likely as men to initiate divorce proceedings.

In addition to the relationship factors just described, American individualism—which includes the belief that each person has the right to pursue self-expression and personal happiness—contributes to the unusually high U.S. divorce rate (see page 346 in Chapter 10) (Cherlin, 2009). Whether cohabiting or married, Americans partner, split up, and repartner more often than anywhere else in the industrialized world. When people are dissatisfied with their intimate relationship, the cultural value of individualism encourages moving on.

Consequences of Divorce. Divorce involves the loss of a way of life and therefore a part of the self sustained by that way of life. As a result, it provides opportunities for both positive and negative change. Immediately after separation, both men and women experience disrupted social networks, a decline in social support, and increased anxiety, depression, and impulsivity (Amato, 2000). For most, these reactions subside within two years. Nonworking women who organized their identities around their husbands have an especially hard time. And some noncustodial fathers feel disoriented and rootless as a result of decreased contact with their children (Coleman, Ganong, & Leon, 2006). Others distract themselves with a frenzy of social activity.

Finding a new partner contributes most to the life satisfaction of divorced adults (Forste & Heaton, 2004; Wang & Amato, 2000). But it is more crucial for men, who adjust less well than women to living on their own. Despite loneliness and a drop in income (see Chapter 10), women tend to bounce back more easily from divorce. Christy, for example, developed new friendships and a gratifying sense of self-reliance. However, a few women—especially those who are anxious and fearful, who remain strongly attached to their ex-spouses, or who lack education and job skills—experience a drop in self-esteem and persistent depression (Amato, 2000; Coleman, Ganong, & Leon, 2006). Job training, continued education, career advancement, and social support from family and friends play vital roles in the economic and psychological well-being of many divorced women.

Remarriage. On average, people remarry within four years of divorce, men somewhat faster than women. As noted earlier, remarriages are especially vulnerable to breakup, for several reasons. First, practical matters—financial security, help in rearing children, relief from loneliness, and social acceptance—figure more heavily into a second marriage than a first. These concerns do not provide a sound footing for a lasting partnership. Second, some people transfer the negative patterns of interaction learned in their first marriage to the second. Third, people with a failed marriage behind them are even more likely to view divorce as an acceptable solution when marital difficulties resurface. Finally, remarried couples experience more stress from stepfamily situations (Coleman, Ganong, & Leon, 2006). As we will see, stepparent–stepchild ties are powerful predictors of marital happiness.

Blended families generally take three to five years to develop the connectedness and comfort of intact biological families. Family life education, couples counseling, and group therapy can help divorced and remarried adults adapt to the complexities of their new circumstances (Whiteside, 2006).

Varied Styles of Parenthood

Diverse family forms result in varied styles of parenthood. Each type of family—blended, never-married, gay or lesbian, among others—presents unique challenges to parenting competence and adult psychological well-being.

Stepparents. Whether stepchildren live in the household or visit only occasionally, stepparents are in a difficult position. Stepparents enter the family as outsiders and, too often, move into their new parental role too quickly. Lacking a warm attachment bond to build on, their discipline is usually ineffective. Stepparents frequently criticize the biological parent for being too lenient, while the biological parent may view the stepparent as too harsh (Ganong & Coleman, 2004). Compared with first-marriage parents, remarried parents typically report higher levels of tension and disagreement, most centering on child-rearing issues. When both adults have children from prior marriages, rather than only one, more opportunities for conflict exist and relationship quality is poorer.

Stepmothers are especially likely to experience conflict. Those who have not previously been married and had children may have an idealized image of family life, which is quickly shattered. Expected to be in charge of family relationships, stepmothers quickly find that stepparent–stepchild ties do not develop instantly. After divorce, biological mothers are frequently jealous, uncooperative, and possessive of their children. Even when their husbands do not have custody, stepmothers feel stressed. As stepchildren go in and out of the home, stepmothers find life easier without resistant children and then may feel guilty about their "unmaternal" feelings (Church, 2004; MacDonald & DeMaris, 1996). No matter how hard a stepmother tries to build a close parent–child bond, her efforts are probably doomed to failure in the short run.

Stepfathers with children of their own tend to establish positive bonds with stepchildren relatively quickly, perhaps because they are experienced in building warm parent–child ties and feel less pressure than stepmothers to plunge into parenting (Ganong et al., 1999). But stepfathers without biological children (like their stepmother counterparts) can have unrealistic expectations. Or their wives may push them into the father role, sparking negativity from children. After making several overtures that are ignored or rebuffed, these stepfathers frequently withdraw from parenting (Hetherington & Clingempeel, 1992).

In interviews in which young-adult stepchildren provided retrospective accounts of their stepparent relationships, the quality of these ties varied widely, from warm and loving, to ambivalent, to coexisting, to critical and rejecting. A caring husband–wife bond, sensitive relationship-building behaviors by the stepparent, cooperation from the biological parent, and supportive extended family members all affected the development of stepparent–stepchild ties. Over time, many couples built a coparenting partnership that improved interactions with stepchildren (Ganong, Coleman, & Jamison, 2011). But because stepparent–stepchild bonds are hard to establish, the divorce rate is higher for remarried couples with stepchildren than for those without them.

Never-Married Single Parents. Over the past several decades, births to unmarried mothers in industrialized nations have increased dramatically. Today, about 40 percent of U.S. births are to single mothers, more than double the percentage in 1980. Whereas teenage parenthood has declined (see page 378 in Chapter 11), unwed parenthood among mothers in their twenties and older has risen. About 11 percent of U.S. children live with a single mother who has never married (U.S. Census Bureau, 2012b). In recent years, more single women over age 30 in high-status occupations have become parents. But they are still few in number, and little is known about how they and their children fare.

In the United States, African-American young women make up the largest group of never-married parents. About 64 percent of births to black mothers in their twenties are to women without a partner, compared with 28 percent of births to white women (U.S. Census Bureau, 2012b). African-American women postpone marriage more and childbirth less than women in other U.S. ethnic groups. Job loss, persisting unemployment, and consequent inability of many black men to support a family have contributed to the number of African-American never-married, single-mother families.

Never-married African-American mothers tap the extended family, especially their own mothers and sometimes male relatives, for help in rearing their children (Gasden, 1999; Jayakody & Kalil, 2002). For about one-third, marriage—not necessarily to the child's biological father—occurs within nine years after birth of the first child (Wu, Bumpass, & Musick, 2001). These couples function much like other first-marriage parents. Their children are often unaware that the father is a stepfather, and parents do not report the child-rearing difficulties typical of blended families (Ganong & Coleman, 1994).

Still, for low-SES women, never-married parenthood generally increases financial hardship; about half live in poverty (Mather, 2010). Nearly 50 percent of white mothers and 60 percent of black mothers have a second child while unmarried. And they are far less likely than divorced mothers to receive paternal child support payments, although child support enforcement both reduces financial stress and increases father involvement (Huang, 2006).

Children of never-married mothers who lack father involvement achieve less well in school and display more antisocial behavior than children in low-SES, first-marriage families—problems that make life more difficult for mothers (Waldfogel, Craigie, & Brooks-Gunn, 2010). But marriage to the child's biological father benefits children only when the father is a reliable source of economic and emotional support. For example, adolescents who feel close to their nonresident father fare better in school performance and emotional and social adjustment than do those in two-parent homes where a close father tie is lacking (Booth, Scott, & King, 2009).

Unfortunately, most unwed fathers—who usually have no more than a modest education and are doing poorly financially—gradually spend less and less time with their children (Lerman, 2010). Strengthening parenting skills, social support, education, and employment opportunities for low-SES parents would greatly enhance the well-being of unmarried mothers and their children.

Gay and Lesbian Parents. According to recent estimates, about 20 to 35 percent of lesbian couples and 5 to 15 percent of gay couples are parents, most through previous heterosexual

© MARILYN HUMPHRIES/THE IMAGE WORKS

Gay and lesbian parents are as committed to and effective at child rearing as heterosexual parents. Overall, families headed by same-sex partners can be distinguished from other families only by issues related to living in a nonsupportive society.

marriages, some through adoption, and a growing number through reproductive technologies (Gates et al., 2007; Goldberg, 2010; Patterson & Riskind, 2010). In the past, because of laws assuming that homosexuals could not be adequate parents, those who divorced a heterosexual partner lost custody of their children. Today, some U.S. states hold that sexual orientation by itself is irrelevant to custody. A few U.S. states, however, ban gay and lesbian couples from adopting children. Among other countries, gay and lesbian adoptions are legal in Argentina, Belgium, Brazil, Canada, Iceland, Mexico, the Netherlands, Norway, South Africa, Spain, Sweden, the United Kingdom, and Uruguay.

Most research on homosexual parents and children is limited to volunteer samples. Findings indicate that gay and lesbian parents are as committed to and effective at child rearing as heterosexual parents and sometimes more so (Bos, van Balen, & van den Boom, 2007; Tasker, 2005). Also, whether born to or adopted by their parents or conceived through donor insemination, children in gay and lesbian families did not differ from the children of heterosexuals in mental health, peer relations, or gender-role behavior (Allen & Burrell, 1996; Bos & Sandfort, 2010; Farr, Forssell, & Patterson, 2010; Goldberg, 2010). Two additional studies, which surmounted the potential bias associated with a volunteer sample by including all lesbian-mother families who had conceived children at a fertility clinic, also reported that children were developing favorably (Brewaeys et al., 1997; Chan, Raboy, & Patterson, 1998). Likewise, among participants drawn from a representative sample of British mothers and their 7-year-olds, children reared in lesbian-mother families did not differ from children reared in heterosexual families in adjustment and gender-role preferences (Golombok et al., 2003).

Furthermore, children of gay and lesbian parents are similar to other children in sexual orientation; the large majority are heterosexual (Tasker, 2005). But some evidence suggests that more adolescents from homosexual families experiment for a time with partners of both sexes, perhaps as a result of being reared in families and communities especially tolerant of nonconformity and difference (Bos, van Dalen, & Van den Boom, 2004; Stacey & Biblarz, 2001).

When extended-family members withhold acceptance, homosexual mothers and fathers often build "families of choice" through friends, who assume the roles of relatives. Usually, however, parents of gays and lesbians cannot endure a permanent rift (Fisher, Easterly, & Lazear, 2008). With time, interactions between homosexual parents and their families of origin become more positive and supportive.

A major concern of gay and lesbian parents is that their children will be stigmatized by their parents' sexual orientation. Most studies indicate that incidents of teasing or bullying are rare because parents and children carefully manage the information they reveal to others (Tasker, 2005). Overall, families headed by homosexuals can be distinguished from other families only by issues related to living in a nonsupportive society.

ASK YOURSELF

REVIEW Why is never-married single parenthood especially high among African Americans? What conditions affect parent and child well-being in these families?

CONNECT Return to Chapter 10, pages 346–350, and review the impact of divorce and remarriage on children and adolescents. How do those findings resemble outcomes for adults? What might account for the similarities?

APPLY After dating for three months, Wanda and Scott decided to live together. Their parents worried that cohabitation would reduce the couple's chances for a successful marriage. Is this fear justified? Why or why not?

REFLECT Do your own experiences or those of your friends match research findings on cohabitation, singlehood, never-married parents, or gay and lesbian parents? Select one instance and discuss.

Career Development

Besides family life, vocational life is a vital domain of social development in early adulthood. After choosing an occupation, young people must learn how to perform its tasks well, get along with co-workers, respond to authority, and protect their own interests. When work experiences go well, adults develop new competencies, feel a sense of personal accomplishment, make new friends, and become financially independent and secure. And as we have seen, especially for women but also for men who support their partner's career development, aspirations and accomplishments in the workplace and the family are interwoven.

Establishing a Career

Our discussion earlier in this chapter highlighted diverse paths and timetables for career development. ***TAKE A MOMENT...*** Consider, once again, the wide variations among Sharese, Ernie, Christy, and Gary. Notice that Sharese and Christy, like many women, had *discontinuous* career paths—ones that were interrupted or deferred by child rearing and other family needs (Huang & Sverke, 2007; Moen & Roehling, 2005). Furthermore, not all people embark on the vocation of their dreams. As noted in our consideration of emerging adulthood, the late-2000s recession greatly increased the number of young people in jobs that do not match their educational preparation.

Over half of adults in their twenties with bachelor's or graduate degrees do manage to enter their chosen field. Even so, initial experiences can be discouraging. At the health department, Sharese discovered that paperwork consumed much of her day. Because each project had a deadline, the pressure of productivity weighed heavily on her. Adjusting to unanticipated disappointments in salary, supervisors, and co-workers is difficult.

As new employees become aware of the gap between their expectations and reality, resignations are common. Furthermore, in careers with opportunities for promotion, high aspirations must often be revised downward because the structure of most work settings resembles a pyramid, with fewer management and supervisory jobs. For these reasons—in addition to layoffs due to financial exigencies—workers in their twenties change jobs often; five or six changes are not unusual.

Recall from our discussion of Levinson's theory that career progress often depends on the quality of a mentoring relationship. Access to an effective mentor—a person with advanced experience and knowledge who is invested in the junior person's career success and who fosters a bond of trust—is jointly affected by the availability of willing people and the individual's capacity to select an appropriate individual (Ramaswami & Dreher, 2007). The best mentors are seldom top executives, who tend to be preoccupied and therefore less helpful and sympathetic. Usually, young adults fare better with mentors who are just above them in experience and advancement or who are members of their professional associations (Allen & Finkelstein, 2003). Furthermore, mentoring early in a worker's career increases the likelihood of mentoring later on (Bozionelos et al., 2011). The professional and personal benefits of mentoring induce employees to provide it to others and to seek it again for themselves.

Women and Ethnic Minorities

Women and ethnic minorities have penetrated nearly all professions, but their talents often are not developed to the fullest. Women, especially those who are members of economically disadvantaged minorities, remain concentrated in occupations that offer little opportunity for advancement, and they are underrepresented in executive and managerial roles (see Chapter 13, page 457). And although the overall difference between men's and women's earnings is smaller today than 30 years ago, it remains considerable in all industrialized countries (Rampell, 2010). U.S. government surveys following 9,000 U.S. college-educated workers for a decade revealed that a year after receiving their bachelor's degrees, women working full time earned just 80 percent as much as men. The difference was largely (but not entirely) due to gender differences in college majors: Women more often chose education and service fields, men higher-paying scientific and technical fields. Ten years after graduation, the gender pay gap had widened: Women's pay was only 69 percent of men's, and in no profession did women's earnings equal men's (Dey & Hill, 2007). Gender disparities in career development accounted for about 90 percent of the gap, with the remaining 10 percent attributed to on-the-job discrimination.

Especially for women in traditionally feminine occupations, career planning is often short-term and subject to change. Unlike the continuous career lives of most well-educated men, many women enter and exit the labor market several times, or reduce their work hours from full-time to part-time as they give birth to and rear children (Furchtgott-Roth, 2009; Lips, 2013). Time away from a career greatly hinders advancement—a major reason that women in prestigious, male-dominated careers tend to delay or avoid childbearing (Blair-Loy & DeHart, 2003). Yet an increasing number of accomplished professional women are leaving their jobs to devote themselves full-time to child rearing—a trend that has generated mistaken, gender-stereotyped interpretations of their "choice." Interviews with such women reveal that the decision to leave their careers is almost always agonizing (Rubin & Wooten, 2007; Stone & Lovejoy, 2004). The most common reason given was a high-pressured, inflexible work environment that offered no leeway for work–family life balance.

In addition, low self-efficacy with respect to male-dominated fields limits women's career progress. Women who pursue nontraditional careers usually have "masculine" traits—high achievement orientation, self-reliance, and belief that their efforts will result in success. But even those with high self-efficacy are less certain than their male counterparts that they can overcome barriers to career success. In a study of women scientists on university faculties, those reporting a sexist work climate (sexual harassment or discrimination in salary, promotion, or resources) were less satisfied with their jobs and less productive (Settles et al., 2006).

Gender-stereotyped images of women as followers rather than leaders slow advancement into top-level management positions. And because men dominate high-status fields, they must be willing to mentor women into leadership positions and take time from their work responsibilities to do so. Mentoring by a senior-male executive predicts progress into management roles and pay gains more strongly for women in male-dominated industries than for men (Ramaswami et al., 2010). When a powerful male leader *sponsors* the advancement of a talented woman, designating her as having the qualities to succeed, senior-level decision makers are far more likely to take notice.

Despite laws guaranteeing equality of opportunity, racial and ethnic bias in career opportunities remains strong (Smith, Brief, & Colella, 2010). In one study, researchers recruited two three-member teams consisting of a white, a black, and a Hispanic male job applicant, each 22 to 26 years old and matched

© NOEL HENDRICKSON/GETTY IMAGES/DIGITAL VISION

Women in male-dominated fields, such as this scientist, usually have "masculine" traits, such as high achievement orientation and self-reliance. Nevertheless, many encounter workplace barriers to career success.

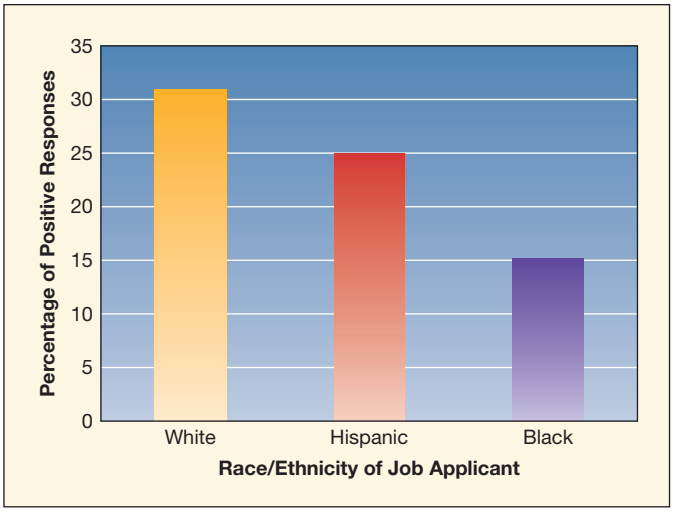

FIGURE 14.5 Relationship of job applicant race/ethnicity to employer callbacks and job offers. The white applicant received slightly more positive responses from employers than did the Hispanic applicant, both of whom greatly exceeded the black applicant, though all three submitted the same résumé and had been matched on verbal and interpersonal skills and physical attractiveness. (From D. Pager, B. Western, & B. Bonikowski, "Discrimination in a Low-Wage Labor Market: A Field Experiment," *American Sociological Review, 74,* p. 785, copyright © 2009, American Sociological Association. Adapted by permission of SAGE Publications.)

on verbal and interpersonal skills and physical attractiveness. The applicants were assigned identical fictitious résumés (with the exception that the résumé of the white member of the second team disclosed a criminal record) and sent out to apply for 170 entry-level jobs in New York City (Pager, Western, & Bonikowski, 2009). As Figure 14.5 shows, the white applicant received callbacks or job offers from employers slightly more often than the Hispanic applicant, with the black applicant trailing far behind. When the experiment was repeated with the second team, the white felon remained slightly preferred over both minority applicants, despite their clean records.

In another similar investigation, which varied applicant qualifications within résumés, white men and women with high-quality résumés received substantially more employer callbacks than those with low-quality résumés. In contrast, having a high-quality résumé made little difference for blacks. As the researchers noted, "Discrimination appears to bite twice, making it harder for African Americans to find a job and to improve their employability" (Bertrand & Mullainathan, 2004, p. 3). Consistent with this conclusion, African Americans spend more time searching for work, experience less stable employment, and acquire less work experience than Caucasian Americans with equivalent job qualifications (Pager & Shepherd, 2008).

Ethnic minority women often must surmount combined gender and racial discrimination to realize their career potential. Those who succeed frequently display an unusually high sense of self-efficacy, attacking problems head-on despite repeated obstacles to achievement. In interviews with African-American women who had become leaders in diverse fields, all reported intense persistence, fueled by supportive relationships with other women, including teachers and peers. Many described their mothers as inspiring role models who had set high standards for them (Richie et al., 1997). Others felt empowered by a deep sense of connection to their African-American communities.

Despite obstacles to success, women who have developed rewarding careers generally report higher levels of psychological well-being and life satisfaction (Erdogan et al., 2012). This finding suggests that some of the discontent frequently expressed by married women may not be due to marriage per se but, rather, to lack of a gratifying work life. Consistent with this idea, most women prefer to blend work and family (Barnett & Hyde, 2001). And those in financially stressed families must do so.

Combining Work and Family

The majority of women with children are in the work force (see page 350 in Chapter 10), most in dual-earner marriages or cohabiting relationships. More women than men report moderate to high levels of stress in trying to meet both work and family responsibilities (Higgins, Duxbury, & Lyons, 2010; Zhao, Settles, & Sheng, 2011).

TAKE A MOMENT... Think about a dual-earner family you know well. What are the main sources of strain? When Sharese returned to her job after her children were born, she felt a sense of *role overload,* or conflict between the demands of work and family responsibilities. In addition to a challenging career, she also (like most employed women) shouldered more household and child-care tasks. And both Sharese and Ernie felt torn between the desire to excel at their jobs and the desire to spend more time with each other, their children, and their friends and relatives. Role overload is linked to increased psychological stress, physical health problems, poorer marital relations, less effective parenting, child behavior problems, and poorer job performance (Perry-Jenkins, Repetti, & Crouter, 2000; Saginak & Saginak, 2005; ten Brummelhuis et al., 2012).

Role overload is magnified for women in low-status work roles with rigid schedules and little autonomy (Marshall, 1997).

THINKSTOCK IMAGES/GETTY IMAGES

Time-flexible policies enabling employees to work from home help parents adjust work roles to meet family needs. As a result, employees work harder, take less time off, and feel more committed to their jobs.

Applying What We Know

Strategies That Help Dual-Earner Couples Combine Work and Family Roles

Strategy	Description
Devise a plan for sharing household tasks.	As soon as possible in the relationship, discuss relative commitment to work and family and division of household responsibilities. Decide who does a particular chore on the basis of who has the needed skill and time, not on the basis of gender. Schedule regular times to rediscuss your plan.
Begin sharing child care right after the baby's arrival.	For fathers, strive to spend equal time with the baby early. For mothers, refrain from imposing your standards on your partner. Instead, share the role of "child-rearing expert" by discussing parenting values and concerns often. Attend a parent education course together.
Talk over conflicts about decision making and responsibilities.	Face conflict through communication. Clarify your feelings and needs and express them to your partner. Listen and try to understand your partner's point of view. Then be willing to negotiate and compromise.
Establish a balance between work and family.	Critically evaluate the time you devote to work in view of your family values and priorities. If it is too much, cut back.
Make sure your relationship receives regular loving care.	See Applying What We Know on page 475.
Press for workplace and public policies that assist dual-earner-family roles.	Difficulties faced by dual-earner couples are partly due to lack of workplace and societal supports. Encourage your employer to provide benefits that help combine work and family, such as flexible work hours, parental leave with pay, and on-site high-quality, affordable child care. Communicate with lawmakers and other citizens about improving public policies for children and families.

Couples in prestigious careers have more control over both work and family domains. For example, Sharese and Ernie devised ways to spend more time with their children. They picked them up at child care early one day a week, compensating by doing certain occupational tasks on evenings and weekends. But in a Canadian study of more than 3,000 individuals in dual-earner families who were employed full-time, most coped with role overload by scaling back at home (leaving things undone) or restructuring family roles (taking over responsibilities for each other, as needed), with women doing more of this than men (Higgins, Duxbury, & Lyons, 2010). Overall, couples expected family life to accommodate to work demands. They seldom adjusted work roles to meet family needs. Although some had little flexibility at work, others simply prioritized work over family life.

Workplace supports can greatly reduce role overload, yielding substantial payoffs for employers. Among a large, nationally representative sample of U.S. working adults, the greater the number of time-flexible policies available in their work settings (for example, time off to care for a sick child, choice in start and stop times, and opportunities to work from home), the better their work performance (Halpern, 2005a). Employees with several time-flexible options missed fewer days of work, less often arrived at work late or left early, felt more committed to their employer, and worked harder. They also reported fewer stress-related health symptoms.

LOOK AND LISTEN

Talk with one or more dual-earner couples about workplace supports for good parenting. Which policies are available? Which additional ones would they find especially helpful? ●

Effectively balancing work and family brings many benefits—a better standard of living, improved work productivity, enhanced psychological well-being, greater self-fulfillment, and happier marriages. Ernie took great pride in Sharese's dedication to both family life and career. And the skills, maturity, and self-esteem each derived from coping successfully with challenges at home strengthened their capacity to surmount difficulties at work (Graves, Ohlott, & Ruderman, 2007). Applying What We Know above lists strategies that help dual-earner couples attain mastery and pleasure in both spheres of life.

ASK YOURSELF

REVIEW Why do professionally accomplished women, especially those who are members of economically disadvantaged minorities, typically display high self-efficacy?

CONNECT Generate a list of capacities and skills derived from high commitment to family roles (both partner and parent) that could enhance work performance and satisfaction.

APPLY Write an essay aimed at convincing a company executive that family-friendly policies are "win-win" situations for both workers and employers.

REFLECT Ask someone who has succeeded in a career of interest to you to describe mentoring relationships that aided his or her progress.

SUMMARY

A Gradual Transition: Emerging Adulthood (p. 464)

What is emerging adulthood, and how has cultural change contributed to it?

- In **emerging adulthood,** young adults from about age 18 to 25 have not yet taken on adult responsibilities and do not view themselves as fully adult. Instead, those with economic resources engage in extended exploration of alternatives in education, work, and personal values. Identity development extends into the college years, with young people exploring possibilities in breadth and depth.

© SYRACUSE NEWSPAPERS/ PETER CHEN/THE IMAGE WORKS

- During the late teens and early twenties, religious attendance drops to its lowest level, though women and ethnic minority young people express greater religiosity. Regardless of whether they participate in organized religion, many emerging adults begin to construct an individualized faith. They are also committed to improving their world, often engaging in community service.
- Increased education required for entry-level positions in many fields, gains in economic prosperity, and reduced need for young people's labor in industrialized nations have prompted the appearance of emerging adulthood. But because of its strong association with SES and higher education, some researchers do not view emerging adulthood as a distinct period of development.
- In exploring possibilities, emerging adults must adjust to disappointments in love and work, and their explorations may extend risky behaviors of adolescence. A wide array of personal attributes and social supports foster resilience. Relationships with parents are especially influential: A secure, affectionate bond that balances connection and separation predicts many aspects of adaptive functioning.

Erikson's Theory: Intimacy versus Isolation (p. 469)

According to Erikson, what personality changes take place during early adulthood?

- In Erikson's theory, young adults must resolve the conflict of **intimacy versus isolation** as they form a close relationship with a partner. The negative outcome is loneliness and self-absorption.
- Young people also focus on aspects of generativity, including parenting and contributions to society through work and community service.

Other Theories of Adult Psychosocial Development (p. 470)

Describe and evaluate Levinson's and Vaillant's psychosocial theories of adult personality development.

- Expanding Erikson's stage approach, Levinson described a series of eras in which people revise their life structure. Young adults usually construct a dream, typically involving career for men and both marriage and career for women, and form a relationship with a mentor. In their thirties, men tend to settle down, whereas many women remain unsettled into middle adulthood.
- Also in the tradition of Erikson, Vaillant portrayed the twenties as devoted to intimacy, the thirties to career consolidation, the forties to generativity, and the fifties and sixties to passing on cultural values.
- Young adults' development is far more variable today than Levinson's and Vaillant's theories depict.

What is the social clock, and how does it affect personality in adulthood?

- Following a **social clock**—age-graded expectations for major life events—grants confidence to young adults. Deviating from it can bring psychological distress.
- As age-graded expectations for appropriate behavior have become increasingly flexible, departures from social-clock life events are common and can create intergenerational tensions.

Close Relationships (p. 472)

Describe factors affecting mate selection and the role of romantic love in the young adult's quest for intimacy.

- Romantic partners tend to resemble each other in age, education level, ethnicity, religion, and various personal and physical attributes.
- According to an evolutionary perspective, women seek a mate with traits that help ensure children's survival, while men look for characteristics signaling sexual pleasure and ability to bear offspring. From a social learning perspective, gender roles profoundly influence criteria for mate selection. Research suggests that both biological and social forces are involved.
- According to Sternberg's **triangular theory of love,** the balance among intimacy, passion, and commitment changes as romantic relationships move from **passionate love** toward **companionate love.** The Western emphasis on romantic love in mate selection does not characterize all cultures.

Describe adult friendships and sibling relationships, and the role of loneliness in adult development.

- Adult friendships, like earlier friendships, are based on trust, intimacy, and loyalty. Women's same-sex friendships tend to be more intimate than men's. After marriage, other-sex friendships decline with age for men but increase for women, who tend to form them in the workplace. When family experiences have been positive, adult sibling relationships often resemble friendships.

ROB LANG/GETTY IMAGES

- Young adults are vulnerable to **loneliness,** which peaks in the late teens and early twenties. Loneliness that is not overwhelming can encourage young people to reach out to others and better understand themselves.

The Family Life Cycle (p. 478)

Trace phases of the family life cycle that are prominent in early adulthood, and cite factors that influence these phases today.

- Wide variations exist in the sequence and timing of the **family life cycle.** A trend toward later home-leaving has occurred in most industrialized nations. Departures generally occur earlier for education than for full-time work or marriage; role transitions may prompt a move back. Parents of young adults living at home are usually highly committed to helping their children move into adult roles.
- The average age of first marriage in the United States and Western Europe has risen. Many countries and a growing number of U.S. states recognize same-sex marriages.
- Both **traditional marriages** and **egalitarian marriages** are affected by women's participation in the work force. Women in Western nations spend nearly twice as much time as men on housework, although men participate much more in child care than in the past. Women feel particularly dissatisfied when the combined demands of work and family roles are overwhelming. Partners who hold overly positive (but still realistic) biases concerning each other's attributes express greater relationship satisfaction.
- Although most couples in industrialized nations become parents, they do so later and have fewer children than in the past. The arrival of a child brings increased responsibilities, often prompting a shift to more traditional roles. After the birth of a second child, this may reverse. Gratifying marriages tend to remain so after childbirth, but troubled marriages usually become more distressed. Shared caregiving predicts greater parental happiness and positive parent–infant interaction.
- Couples with young children face challenges of clarifying and implementing child-rearing values. Those who engage in effective coparenting are more likely to gain in warm marital interaction, use effective child-rearing practices, and have children who are developing well.
- Parents of adolescents must establish revised relationships with their increasingly autonomous teenagers, blending guidance with freedom and gradually loosening control. Marital satisfaction often declines in this phase.

The Diversity of Adult Lifestyles (p. 486)

Discuss the diversity of adult lifestyles, focusing on singlehood, cohabitation, and childlessness.

- Postponement of marriage and a high divorce rate have contributed to a rise in singlehood. Despite an array of drawbacks, singles typically appreciate their freedom and mobility.
- **Cohabitation** among U.S. couples has increased, becoming the preferred mode of entry into a committed intimate partnership for young people. Compared with their Western European counterparts, Americans who cohabit before marriage tend to be less conventional in values and less committed to their partner, and their subsequent marriages are more likely to fail. But gay and lesbian couples who cohabit because they cannot legally marry report commitment equal to that of married couples.

© TAMPA BAY TIMES/EVE EDELHEIT/ THE IMAGE WORKS

- Voluntarily childless adults tend to be college-educated, career-oriented, and content with their lives. But involuntary childlessness interferes with adjustment and life satisfaction.

Cite factors that contribute to today's high rates of divorce and remarriage.

- Almost half of U.S. marriages dissolve. Although nearly two-thirds of divorced people remarry, many divorce again. Maladaptive communication patterns, younger ages at marriage, a family history of divorce, poverty, the changing status of women, and American individualism all contribute to divorce.
- Remarriages are especially vulnerable to breakup. Reasons include the prominence of practical concerns in the decision to remarry, the persistence of negative styles of communication, the acceptance of divorce as a solution to marital difficulties, and problems adjusting to a stepfamily.

Discuss the challenges associated with varied styles of parenthood, including stepparents, never-married parents, and gay and lesbian parents.

- Establishing stepparent–stepchild ties is difficult, especially for stepmothers and for stepfathers without children of their own. A caring husband–wife bond that includes a coparenting partnership, cooperation from the biological parent, and extended-family support promote positive stepparent–stepchild ties.
- Never-married single parenthood is especially high among African-American women in their twenties. Unemployment among black men contributes to this trend. Even with help from extended family members, these mothers find it difficult to overcome poverty.
- Gay and lesbian parents are as effective at child rearing as heterosexual parents, and their children are as well-adjusted as those reared by heterosexual parents.

Career Development (p. 492)

Discuss patterns of career development, and cite difficulties faced by women, ethnic minorities, and couples seeking to combine work and family.

- Men's career paths are usually continuous, whereas women's are often interrupted by family needs. Once young adults settle into an occupation, their progress is affected by opportunities for promotion, the broader economic environment, and access to an effective mentor.
- Women and ethnic minorities have penetrated most professions, but their career advancement has been hampered by time away from the labor market, low self-efficacy, lack of mentoring, and gender stereotypes. Racial and ethnic bias remains strong. Ethnic minority women who succeed display an unusually high sense of self-efficacy.
- Couples in dual-earner marriages often experience role overload. Effectively balancing work and family enhances standard of living, psychological well-being, marital happiness, and work performance.

Important Terms and Concepts

cohabitation (p. 487)
companionate love (p. 473)
egalitarian marriage (p. 480)
emerging adulthood (p. 464)
family life cycle (p. 478)
intimacy versus isolation (p. 469)
loneliness (p. 477)
passionate love (p. 473)
social clock (p. 471)
traditional marriage (p. 480)
triangular theory of love (p. 473)

milestones

Development in Early Adulthood

© BLUEMOON IMAGES/PHOTOLIBRARY

18–30 years

PHYSICAL

- Athletic skills that require speed of limb movement, explosive strength, and gross motor coordination peak early in this decade, then decline. (436)
- Athletic skills that depend on endurance, arm–hand steadiness, and aiming peak at the end of this decade, then decline. (436)
- Declines in touch sensitivity, cardiovascular and respiratory capacity, immune system functioning, and skin elasticity begin and continue throughout adulthood. (435)
- As basal metabolic rate declines, gradual weight gain begins in the middle of this decade and continues through middle adulthood. (439)
- Sexual activity increases. (446)

© TROY HOUSE/CORBIS

COGNITIVE

- If college educated, dualistic thinking declines in favor of relativistic thinking. (451)
- Moves from hypothetical to pragmatic thought. (452)
- Narrows vocational options and settles on a specific career. (456)

© MYRLEEN FERGUSON CATE/PHOTOEDIT

- Gains in cognitive–affective complexity. (452)
- Develops expertise in a field of endeavor, which enhances problem solving. (453)
- May increase in creativity. (453–454)

DANIEL LECLAIR/REUTERS/CORBIS

EMOTIONAL/SOCIAL

- In the first half of this decade, if life circumstances permit, may engage in the extended exploration that characterizes emerging adulthood. (464–465)
- Forms a more complex self-concept that includes awareness of own changing traits and values. (464)
- Is likely to achieve a personally meaningful identity. (464–465)
- Leaves the parental home permanently. (478–479)
- Strives to make a permanent commitment to an intimate partner. (469–470, 472–473)

© ROLF BRUDERER/CORBIS

- Usually constructs a dream—an image of the self in the adult world that guides decision making. (470)

Note: Numbers in parentheses indicate the page or pages on which each milestone is discussed.

- Typically forms a relationship with a mentor. (470)
- If in a high-status career, acquires professional skills, values, and credentials. (470)
- Develops mutually gratifying adult friendships and work ties. (476–477)
- May cohabit, marry, and bear children. (479–480, 483–484)
- Sibling relationships become more companionate. (477)

HUMMER/DIGITAL VISION/GETTY IMAGES

- Loneliness peaks early in this decade, then declines steadily throughout adulthood. (477)

30–40 years

PHYSICAL

- Declines in vision, hearing, and the skeletal system begin and continue throughout adulthood. (435)
- In women, reproductive capacity declines, and fertility problems increase sharply after the middle of this decade. (437–438)

GEORGE DOYLE/GETTY IMAGES

- In men, semen volume, sperm motility, and percentage of normal sperm decrease gradually in the second half of this decade. (438)
- Hair begins to gray and thin in the middle of this decade. (435)
- Sexual activity declines, probably as a result of the demands of daily life. (446)

COGNITIVE

- May develop commitment within relativistic thinking. (451)
- Creative accomplishment often peaks in the second half of this decade, although this varies across disciplines. (453)

ANDREW BROOKES, NATIONAL PHYSICAL LABORATORY/SCIENCE SOURCE

EMOTIONAL/SOCIAL

- May cohabit, marry, and bear children. (479–480, 483–484)

© ST. PETERSBURG TIMES/DIRK SHADD/THE IMAGE WORKS

- Increasingly establishes a stable niche in society through family, occupation, and community activities. (470)

© BIG CHEESE PHOTO LLC/ALAMY

chapter 15

© RIA NOVOSTI/ALAMY

A principal dancer at the Grand Opera of Paris teaches a master class for young professional dancers, transferring knowledge, skill, and passion for his art to a new generation. In middle adulthood, expertise reaches its height.

Physical and Cognitive Development in Middle Adulthood

On a snowy December evening, Devin and Trisha sat down to read the holiday cards piled high on the kitchen counter. Devin's 55th birthday had just passed; Trisha would turn 48 in a few weeks. During the past year, they had celebrated their 24th wedding anniversary. These milestones, along with the annual updates they received from friends, brought the changes of midlife into bold relief.

Instead of new births, children starting school, or a first promotion at work, holiday cards and letters sounded new themes. Jewel's recap of the past year reflected growing awareness of a finite lifespan, one in which time had become more precious. She wrote:

> My mood has been lighter ever since my birthday. There was some burden I laid down by turning 49. My mother passed away when she was 48, so it all feels like a gift now. Blessed be!



COMSTOCK IMAGES/GETTY IMAGES

George and Anya reported on their son's graduation from law school and their daughter Michelle's first year of university:

> Anya is filling the gap created by the children's departure by returning to college for a nursing degree. After enrolling this fall, she was surprised to find herself in the same psychology class as Michelle. At first, Anya worried about handling the academic work, but after a semester of success, she's feeling more confident.

Tim's message reflected continuing robust health, acceptance of physical changes, and a new burden: caring for aging parents—a firm reminder of the limits of the lifespan:

> I used to be a good basketball player in college, but recently I noticed that my 20-year-old nephew, Brent, can dribble and shoot circles around me. It must be my age! But I ran our city marathon in September and came in seventh in the over-50 division. Brent ran, too, but he opted out a few miles short of the finish line to get some pizza while I pressed on. That must be my age, too!

chapter outline

PHYSICAL DEVELOPMENT

Physical Changes

Vision • Hearing • Skin • Muscle–Fat Makeup • Skeleton • Reproductive System

BIOLOGY AND ENVIRONMENT Anti-Aging Effects of Dietary Calorie Restriction

CULTURAL INFLUENCES Menopause as a Biocultural Event

Health and Fitness

Sexuality • Illness and Disability • Hostility and Anger

Adapting to the Physical Challenges of Midlife

Stress Management • Exercise • An Optimistic Outlook • Gender and Aging: A Double Standard

COGNITIVE DEVELOPMENT

Changes in Mental Abilities

Cohort Effects • Crystallized and Fluid Intelligence • Individual and Group Differences

Information Processing

Speed of Processing • Attention • Memory • Practical Problem Solving and Expertise • Creativity • Information Processing in Context

SOCIAL ISSUES: EDUCATION The Art of Acting Improves Memory in Older Adults

Vocational Life and Cognitive Development

Adult Learners: Becoming a Student in Midlife

Characteristics of Returning Students • Supporting Returning Students

The saddest news is that my dad had a bad stroke. His mind is clear, but his body is partially paralyzed. It's really upsetting because he was getting to enjoy the computer I gave him, and it was so upbeat to talk with him about it in the months before the stroke.

Middle adulthood, which begins around age 40 and ends at about 65, is marked by narrowing life options and a shrinking future as children leave home and career paths become more determined. In other ways, middle age is hard to define because wide variations in attitudes and behaviors exist. Some individuals seem physically and mentally young at age 65—active and optimistic, with a sense of serenity and stability. Others feel old at age 40—as if their lives had peaked and were on a downhill course.

Another reason middle adulthood eludes definition is that it is a contemporary phenomenon. Before the twentieth century, only a brief interval separated the tasks of early adulthood from those of old age. Women were often widows by their mid-fifties, before their youngest child left home. And harsh living conditions led people to accept a ravaged body as a natural part of life. As life expectancy—and, with it, health and vigor—increased over the past century, adults became more aware of their own aging and mortality.

In this chapter, we trace physical and cognitive development in midlife. In both domains, we will encounter not just progressive declines but also sustained performance and compensating gains. As in earlier chapters, we will see that change occurs in manifold ways. Besides heredity and biological aging, our personal approach to passing years combines with family, community, and cultural contexts to affect the way we age.

PHYSICAL DEVELOPMENT

Physical development in middle adulthood is a continuation of the gradual changes under way in early adulthood. Even the most vigorous adults notice an older body when looking in the mirror or at family photos. Hair grays and thins, new lines appear on the face, and a fuller, less youthful body shape is evident. During midlife, most individuals begin to experience life-threatening health episodes—if not in themselves, then in their partners and friends. And a change in time orientation, from "years since birth" to "years left to live," adds to consciousness of aging (Neugarten, 1968b).

These factors lead to a revised physical self-image, with somewhat less emphasis on hoped-for gains and more on feared declines (Bybee & Wells, 2003; Frazier, Barreto, & Newman, 2012). Prominent concerns of 40- to 65-year-olds include getting a fatal disease, being too ill to maintain independence, and losing mental capacities. Unfortunately, many middle-aged adults fail to embrace realistic alternatives—becoming more physically fit and developing into healthy, energetic older adults. Although certain aspects of aging cannot be controlled, people can do much to promote physical vigor and good health in midlife.

Physical Changes

As she dressed for work one morning, Trisha remarked jokingly to Devin, "I think I'll leave the dust on the mirror so I can't see the wrinkles and gray hairs." Catching sight of her image, she continued in a more serious tone. "And look at this fat—it just doesn't want to go! I need to fit some regular exercise into my life." In response, Devin glanced soberly at his own enlarged midriff.

At breakfast, Devin took his glasses on and off and squinted while reading the paper. "Trish—what's the eye doctor's phone number? I've got to get these bifocals adjusted again." As they conversed between the kitchen and the adjoining den, Devin sometimes asked Trisha to repeat herself. And he kept turning up the radio and TV volume. "Does it need to be that loud?" Trisha would ask. Apparently Devin couldn't hear as clearly as before.

In the following sections, we look closely at the major physical changes of midlife. As we do so, you may find it helpful to refer back to Table 13.1 on page 435, which provides a summary.

Vision

By the forties, difficulty reading small print is common, due to thickening of the lens combined with weakening of the muscle that enables the eye to *accommodate* (adjust its focus) to nearby objects. As new fibers appear on the surface of the lens, they compress older fibers toward the center, creating a thicker, denser, less pliable structure that eventually cannot be transformed at all. By age 50, the accommodative ability of the lens is one-sixth of what it was at age 20. Around age 60, the lens loses its capacity to adjust to objects at varying distances entirely, a condition called **presbyopia** (literally, "old eyes"). As the lens enlarges, the eye rapidly becomes more farsighted between ages 40 and 60 (Charman, 2008). Corrective lenses—or, for nearsighted people, bifocals—ease reading problems.

A second set of changes limits ability to see in dim light, which declines at twice the rate of daylight vision (Jackson & Owsley, 2000). Throughout adulthood, the size of the pupil shrinks and the lens yellows. In addition, starting at age 40, the *vitreous* (transparent gelatin-like substance that fills the eye) develops opaque areas, reducing the amount of light reaching the retina. Changes in the lens and vitreous also cause light to scatter within the eye, increasing sensitivity to glare. Devin had always enjoyed driving at night, but now he sometimes had

trouble making out signs and moving objects (Owsley, 2011). And his vision was more disrupted by bright light sources, such as headlights of oncoming cars. Yellowing of the lens and increasing density of the vitreous also limit color discrimination, especially at the green–blue–violet end of the spectrum (Paramei, 2012). Occasionally, Devin had to ask whether his sport coat, tie, and socks matched.

Besides structural changes in the eye, neural changes in the visual system occur. Gradual loss of rods and cones (light- and color-receptor cells) in the retina and of neurons in the optic nerve (the pathway between the retina and the cerebral cortex) contributes to visual declines. By midlife, half the *rods* (which enable vision in dim light) are lost (Owsley, 2011). And because rods secrete substances necessary for survival of *cones* (which enable daylight and color vision), gradual loss of cones follows.

Middle-aged adults are at increased risk of **glaucoma**, a disease in which poor fluid drainage leads to a buildup of pressure within the eye, damaging the optic nerve. Glaucoma affects nearly 2 percent of people over age 40, more often women than men. It typically progresses without noticeable symptoms and is a leading cause of blindness. Heredity contributes to glaucoma, which runs in families: Siblings of people with the disease have a tenfold increased risk, and it occurs three to four times as often in African Americans and Hispanics as in Caucasians (Guedes, Tsai, & Loewen, 2011; Kwon et al., 2009). Starting in midlife, eye exams should include a glaucoma test. Drugs that promote release of fluid and surgery to open blocked drainage channels prevent vision loss.

Hearing

An estimated 14 percent of Americans between ages 45 and 64 suffer from hearing loss, often resulting from adult-onset hearing impairments (Center for Hearing and Communication, 2012). Although some conditions run in families and may be hereditary, most are age-related, a condition called **presbycusis** ("old hearing").

As we age, inner-ear structures that transform mechanical sound waves into neural impulses deteriorate through natural cell death or reduced blood supply caused by atherosclerosis. Processing of neural messages in the auditory cortex also declines. Age-related cognitive changes—in processing speed, attention, and memory—that we will take up shortly are also associated with hearing loss (Lin et al., 2011). The first sign, around age 50, is a noticeable decline in sensitivity to high-frequency sounds, which gradually extends to all frequencies. Late in life, human speech becomes more difficult to make out, especially rapid speech and speech against a background of voices (Humes et al., 2012). Still, throughout middle adulthood, most people hear reasonably well across a wide frequency range. And African tribal peoples display little age-related hearing loss (Jarvis & van Heerden, 1967; Rosen, Bergman, & Plester, 1962). These findings suggest factors other than biological aging are involved.

Men's hearing tends to decline earlier and more rapidly than women's, a difference associated with cigarette smoking,

THOMAS BARWICK/STONE/GETTY IMAGES

A worker uses a grinder to smooth a metal surface in a steel manufacturing facility. Men's hearing declines more rapidly than women's, a difference associated with several factors, including intense noise in some male-dominated occupations.

intense noise and chemical pollutants in some male-dominated occupations, and (at older ages) high blood pressure and cerebrovascular disease, or strokes that damage brain tissue (Heltzner et al., 2005; Van Eyken, Van Camp, & Van Laer, 2007). Government regulations requiring industries to implement such safeguards as noise monitoring, provision of earplugs, pollution control, and regular hearing tests have greatly reduced hearing damage, but some employers do not comply fully (Daniell et al., 2006; Ohlemiller, 2008).

Most middle-aged and elderly people with hearing difficulties benefit from sound amplification with hearing aids. When perception of the human voice is affected, speaking to the person patiently, clearly, and with good eye contact, in an environment with reduced background noise, aids understanding.

Skin

Our skin consists of three layers: (1) the *epidermis,* or outer protective layer, where new skin cells are constantly produced; (2) the *dermis,* or middle supportive layer, consisting of connective tissue that stretches and bounces back, giving the skin flexibility; and (3) the *hypodermis,* an inner fatty layer that adds to the soft lines and shape of the skin. As we age, the epidermis becomes less firmly attached to the dermis, fibers in the dermis thin, cells in both the epidermis and dermis decline in water content, and fat in the hypodermis diminishes, leading the skin to wrinkle, loosen, and feel dry.

In the thirties, lines develop on the forehead as a result of smiling, furrowing the brow, and other facial expressions. In the forties, these become more pronounced, and "crow's-feet" appear around the eyes. Gradually, the skin loses elasticity and begins to sag, especially on the face, arms, and legs (Khavkin & Ellis, 2011). After age 50, "age spots," collections of pigment under the skin, increase. Blood vessels in the skin become more visible as the fatty layer thins.

Because sun exposure hastens wrinkling and spotting, individuals who have spent much time outdoors without proper skin protection look older than their contemporaries. And partly because the dermis of women is not as thick as that of men, women's skin ages more quickly (Makrantonaki & Xouboulis, 2007).

Muscle–Fat Makeup

As Trisha and Devin make clear, weight gain—"middle-age spread"—is a concern for both men and women. A common pattern of change is an increase in body fat and a loss of lean body mass (muscle and bone). The rise in fat largely affects the torso and occurs as fatty deposits within the body cavity; as noted earlier, fat beneath the skin on the limbs declines. On average, size of the abdomen increases 7 to 14 percent. Although a large portion is due to weight gain, age-related changes in muscle–fat makeup also contribute (Stevens, Katz, & Huxley, 2010). In addition, sex differences in fat distribution appear. Men accumulate more on the back and upper abdomen, women around the waist and upper arms (Sowers et al., 2007). Muscle mass declines very gradually in the forties and fifties, largely due to atrophy of fast-twitch fibers, responsible for speed and explosive strength.

Yet, as indicated in Chapter 13, large weight gain and loss of muscle power are not inevitable. With age, people must gradually reduce caloric intake to adjust for the age-related decline in basal metabolic rate (see page 440). In a longitudinal study of nearly 30,000 U.S. 50- to 79-year-old women diverse in SES and ethnicity, a low-fat diet involving increased consumption of vegetables, fruits, and grains was associated with greater initial weight loss and success at maintaining that loss over a seven-year period (Howard et al., 2006). In nonhuman animals, dietary restraint dramatically increases longevity while sustaining health and vitality. Currently, researchers are identifying the biological mechanisms involved and studying their relevance to humans (see the Biology and Environment box on the following page).

Furthermore, weight-bearing exercise that includes resistance training (placing a moderately stressful load on the muscles) can offset both excess weight and muscle loss. Within the same individual, strength varies between often-used and little-used muscles (Macaluso & De Vito, 2004; Rivlin, 2007). Consider Devin's 57-year-old friend Tim, who for years has ridden his bike to and from work and jogged on weekends, averaging an hour of vigorous activity per day. Like many endurance athletes, he maintained the same weight and muscular physique throughout early and middle adulthood.

Skeleton

As new cells accumulate on their outer layers, the bones broaden, but their mineral content declines, so they become more porous. This leads to a gradual loss in bone density that begins around age 40 and accelerates in the fifties, especially among women (Clarke & Khosla, 2010). Women's reserve of bone minerals is lower than men's to begin with. And following menopause, the favorable impact of estrogen on bone mineral absorption is lost. Reduction in bone density during adulthood is substantial—about 8 to 12 percent in men and 20 to 30 percent in women (Seeman, 2008).

Loss of bone strength causes the disks in the spinal column to collapse. Consequently, height may drop by as much as 1 inch by age 60, a change that will hasten thereafter. In addition, the weakened bones cannot support as much load: They fracture more easily and heal more slowly. A healthy lifestyle—including weight-bearing exercise, adequate calcium and vitamin D intake, and avoidance of smoking and heavy alcohol consumption—can slow bone loss in postmenopausal women by as much as 30 to 50 percent (Cooper et al., 2009).

When bone loss is very great, it leads to a debilitating disorder called *osteoporosis.* We will take up this condition shortly when we consider illness and disability.

Reproductive System

The midlife transition in which fertility declines is called the **climacteric.** In women, it brings an end to reproductive capacity; in men, by contrast, fertility diminishes but is retained.

Reproductive Changes in Women. The changes involved in women's climacteric occur gradually over a 10-year period, during which the production of estrogen drops. As a result, the number of days in a woman's monthly cycle shortens from about 28 in her twenties and thirties to perhaps 23 by her late forties, and her cycles become more irregular. In some, ova are not released; when they are, more are defective (see Chapter 2, page 53). The climacteric concludes with **menopause**, the end of menstruation and reproductive capacity. This occurs, on average, in the early fifties among North American, European, and East Asian women, although the age range extends from the late thirties to the late fifties (Avis, Crawford, & Johannes, 2002; Rossi, 2005). Women who smoke or who have not borne children tend to reach menopause earlier.

Following menopause, estrogen declines further, causing the reproductive organs to shrink in size, the genitals to be less easily stimulated, and the vagina to lubricate more slowly during arousal. As a result, complaints about sexual functioning increase, with about 35 to 40 percent of women reporting difficulties, especially among those with health problems or whose partners have sexual performance difficulties (Lindau et al., 2007; Walsh & Berman, 2004). The drop in estrogen also contributes to decreased elasticity of the skin and loss of bone mass. Also lost is estrogen's ability to help protect against accumulation of plaque on the walls of the arteries, by boosting "good cholesterol" (high-density lipoprotein).

The period leading up to and following menopause is often accompanied by emotional and physical symptoms, including mood fluctuations and *hot flashes*—sensations of warmth accompanied by a rise in body temperature and redness in the face, neck, and chest, followed by sweating. Hot flashes—which may occur during the day and also, as *night*

Biology and Environment

Anti-Aging Effects of Dietary Calorie Restriction

For nearly 70 years, scientists have known that dietary calorie restriction in nonprimate animals slows aging while maintaining good health and body functions. Rats and mice fed 30 to 40 percent fewer calories than they would freely eat beginning in early life show various physiological health benefits, lower incidence of chronic diseases, and a 60 percent increase in length of life (Fontana, 2009). Mild to moderate calorie restriction begun after rodents reach physical maturity also slows aging and extends longevity, though to a lesser extent. Other studies reveal similar dietary-restriction effects in mice, fleas, spiders, worms, fish, and yeast.

Nonhuman Primate Research

Would primates, especially humans, also benefit from a restricted diet? Researchers have been tracking health indicators in rhesus monkeys after placing some on regimens of 30 percent reduced calories at young, middle, and older ages. More than two decades of longitudinal findings revealed that, compared with freely eating controls, dietary-restricted monkeys were smaller but not overly thin. They accumulated body fat differently—less on the torso, a type of fat distribution that reduces middle-aged humans' risk of heart disease.

Calorie-restricted monkeys also had a lower body temperature and basal metabolic rate—changes that suggest they shifted physiological processes away from growth to life-maintaining functions. Consequently, like calorie-restricted rodents, they seemed better able to withstand severe physical stress, such as surgery and infectious disease (Weindruch et al., 2001).

Among physiological processes mediating these benefits, two seem most powerful. First, calorie restriction inhibited production of free radicals, thereby limiting cellular deterioration, which contributes to many diseases of aging (see page 433 in Chapter 13) (Carter et al., 2007; Yu, 2006). Second, calorie restriction reduced blood glucose and improved insulin sensitivity, offering protection against diabetes and cardiovascular disease. Lower blood pressure and cholesterol and a high ratio of "good" to "bad" cholesterol in calorie-restricted primates strengthened these effects (Fontana, 2008).

Nevertheless, long-term tracking of the monkeys' age of death revealed no difference in length of survival between the calorie-restricted and control groups, regardless of the age at which restriction began. Limiting food intake delayed the onset of age-related diseases, including cancer, cardiovascular disease, and arthritis, but it did not extend the monkeys' longevity (Mattison et al., 2012). In sum, the calorie-restricted monkeys benefited from more years of healthy life, not from an extended lifespan.

Human Research

Prior to World War II, residents of the island of Okinawa consumed an average of 20 percent fewer calories (while maintaining a healthy diet) than mainland Japanese citizens. Their restricted diet was associated with a 60 to 70 percent reduction in incidence of deaths due to cancer and cardiovascular disease. Recent generations of Okinawans no longer show these health and longevity advantages (Gavrilova & Gavrilov, 2012). The reason, some researchers speculate, is the introduction of Westernized food, including fast food, to Okinawa.

Similarly, normal-weight and overweight people who have engaged in self-imposed calorie restriction for 1 to 12 years display health benefits—reduced blood glucose, cholesterol, and blood pressure and a stronger immune-system response than individuals eating a typical Western diet (Fontana et al., 2004, 2010; Redman et al., 2008). Furthermore, in the first experiment involving random assignment of human participants to calorie-restricted and nonrestricted conditions, the restricted group again displayed improved cardiovascular and other health indicators, suggesting reduced risk of age-related disease (Redman & Ravussin, 2011).

© CHRIS WILLSON/ALAMY

An Okinawan grandfather and grandson enjoy an afternoon of kite flying. Before World War II, residents of Okinawa consumed a restricted diet that was associated with health benefits and longer life. Recent generations no longer show these advantages, possibly due to the introduction of Westernized food to Okinawa.

Because nonhuman primates (unlike nonprimate animals) show no gains in length of life, researchers believe that calorie restriction is also unlikely to prolong human longevity. But the health benefits that accrue from limiting calorie intake are now well-established. They seem to result from a physiological response to food scarcity that evolved to increase the body's capacity to survive adversity.

Nevertheless, very few people would be willing to maintain a substantially reduced diet for most of their lifespan. As a result, scientists have begun to explore *calorie-restriction mimetics*—agents such as natural food substances, herbs, and vigorous exercise regimens—that might yield the same health effects as calorie restriction, without dieting (Rizvi & Jha, 2011). These investigations are still in their early stages.

sweats, during sleep—affect more than 50 percent of women in Western industrialized nations (Nelson, 2008). Typically, they are not severe: Only about 1 in 12 women experiences them every day.

Although menopausal women tend to report increased irritability and less satisfying sleep, research using EEG and other neurobiological measures finds no links between menopause and changes in quantity or quality of sleep (Lamberg, 2007; Young et al., 2002). Also, most studies reveal no association between menopause and depression in the general population (Soares, 2007; Vesco et al., 2007; Woods et al., 2008). Rather, women who have a previous history of depression, are physically inactive, or are experiencing highly stressful life events are more likely to experience depressive episodes during the climacteric. In view of these findings, sleep difficulties or depression should not be dismissed as temporary byproducts of menopause: These problems merit serious evaluation and treatment.

As Figure 15.1 illustrates, compared with North American, European, African, and Middle Eastern women, Asian women report fewer menopausal complaints, including hot flashes (Obermeyer, 2000). Asian diets, which are low in fat and high in soy-based foods (a rich source of plant estrogen) may be involved.

Hormone Therapy. To reduce the physical discomforts of menopause, doctors may prescribe **hormone therapy**, or low daily doses of estrogen. Hormone therapy comes in two types: (1) estrogen alone, or *estrogen replacement therapy (ERT),* for women who have had hysterectomies (surgical removal of the uterus); and (2) estrogen plus progesterone, or *hormone replacement therapy (HRT),* for other women. Combining estrogen with progesterone lessens the risk of cancer of the endometrium (lining of the uterus), which has long been known as a serious side effect of hormone therapy.

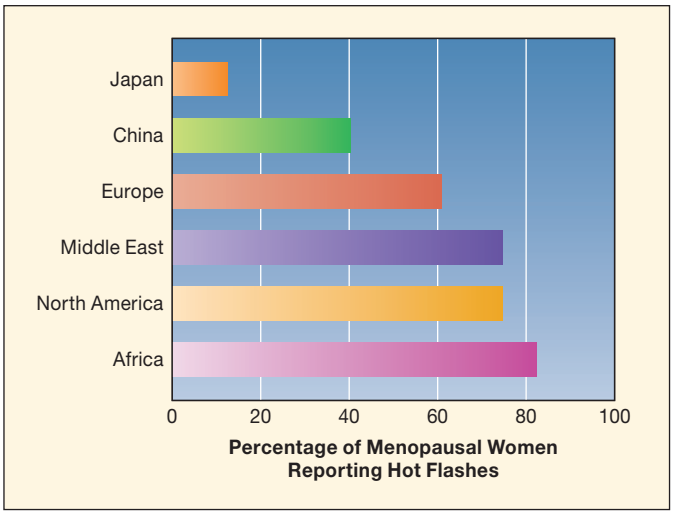

FIGURE 15.1 Percentage of menopausal women in different regions of the world reporting hot flashes. Findings are derived from interviews with large samples in each region. Women in Asian nations, especially Japanese women, are less likely to suffer from hot flashes, perhaps because they eat soy-based foods, a rich source of plant estrogen. See the Cultural Influences box on page 508 for additional evidence on the low rates of menopausal symptoms among Japanese women. (Adapted from Obermeyer, 2000; Shea, 2006.)

Hormone therapy is highly successful at counteracting hot flashes and vaginal dryness. It also offers some protection against bone deterioration. Nevertheless, more than twenty experiments, in which nearly 43,000 peri- or postmenopausal women had been randomly assigned to take hormone therapy (ERT or HRT) or a sugar pill for at least one year and were followed for an average of seven years, revealed an array of negative consequences. Hormone therapy was associated with an increase in heart attack, stroke, blood clots, breast cancer, gallbladder disease, and deaths from lung cancer. ERT, when compared with HRT, intensified the risk of blood clots, stroke, and gallbladder disease. And women age 65 and older taking HRT showed an elevated risk of Alzheimer's disease and other dementias (Marjoribanks et al., 2012).

On the basis of available evidence, women and their doctors should make decisions about hormone therapy carefully. Women with family histories of cardiovascular disease or breast cancer are advised against it. Fortunately, the number of alternative treatments is increasing. A relatively safe migraine-headache medication, gabapentin, substantially reduces hot flashes, perhaps by acting on the brain's temperature regulation center. At high doses, which still appear safe, gabapentin is nearly as effective as hormone therapy. Several antidepressant drugs and black cohosh, an herbal medication, are helpful as well (Guttuso, 2012; Thacker, 2011). Alternative medications are also available to protect the bones, although their long-term safety is not yet clear.

Women's Psychological Reactions to Menopause. How do women react to menopause—a clear-cut signal that their childbearing years are over? The answer lies in how they interpret the event in relation to their past and future lives.

For Jewel, who had wanted marriage and family but never attained these goals, menopause was traumatic. Her sense of physical competence was still bound up with the ability to have children. Physical symptoms can also make menopause a difficult time (Elavsky & McAuley, 2007). And in a society that values a youthful appearance, some women respond to the climacteric with disappointment about a loss of sex appeal (Howell & Beth, 2002).

Many women, however, find menopause to be little or no trouble, regard it as a new beginning, and report improved quality of life (George, 2002; Mishra & Kuh, 2006). When more than 2,000 U.S. women were asked what their feelings were about no longer menstruating, nearly 50 percent of those currently experiencing changes in their menstrual cycles, and 60 percent of those whose periods had ceased, said they felt relieved (Rossi, 2005). Most do not want more children and are thankful to be freed from worry about birth control. And highly educated women usually have more positive attitudes toward menopause than those with less education (Pitkin, 2010).

Compared with previous generations, the baby-boom generation seems more accepting of menopause (Avis & Crawford,

© DAVID BURCH/UPPERCUT IMAGES/PHOTOLIBRARY

African-American women, who generally view menopause as normal, inevitable, even welcome, experience less irritability and moodiness during this transition than Caucasian-American women.

2006). Their strong desire to cast aside old, gender-stereotyped views (such as menopause as a sign of decay and disease), their more active approach to seeking health information, and their greater willingness to openly discuss sexual topics may contribute to their generally positive adaptation.

Other research suggests that African-American and Mexican-American women hold especially favorable views. In several studies, African-American women experienced less irritability and moodiness than Caucasian Americans (Melby, Lock, & Kaufert, 2005). They rarely spoke of menopause in terms of physical aging but, instead, regarded it as normal, inevitable, and even welcome (Sampselle et al., 2002, p. 359). Several African Americans expressed exasperation at society's readiness to label as "crazy" middle-aged women's authentic reactions to work- or family-based stressors that often coincide with menopause. Among Mexican-American women who have not yet adopted the language (and perhaps certain beliefs) of the larger society, attitudes toward menopause are especially positive (Bell, 1995). And in an investigation of more than 13,000 40- to 55-year-old U.S. women diverse in ethnicity, other factors—SES, physical health, lifestyle factors (smoking, diet, exercise, weight gain), and especially psychological stress—overshadowed menopausal status and three common symptoms (hot flashes, night sweats, and vaginal dryness) in impact on self-rated quality of life (Avis et al., 2004).

The wide variation in physical symptoms and attitudes indicates that menopause is not just a hormonal event; it is also affected by cultural beliefs and practices. The Cultural Influences box on page 508 provides a cross-cultural look at women's experience of menopause.

Reproductive Changes in Men. Although men also experience a climacteric, no male counterpart to menopause exists. Both quantity and motility of sperm decrease from the twenties on, and quantity of semen diminishes after age 40, negatively affecting fertility in middle age (Sloter et al., 2006). Still, sperm production continues throughout life, and men in their nineties have fathered children. Testosterone production also declines with age, but the change is minimal in healthy men who continue to engage in sexual activity, which stimulates cells that release testosterone.

Nevertheless, because of reduced blood flow to and changes in connective tissue in the penis, more stimulation is required for an erection, and it may be harder to maintain. The inability to attain an erection when desired can occur at any age, but it becomes more common in midlife, affecting about 34 percent of U.S. men by age 60 (Shaeer & Shaeer, 2012).

An episode or two of impotence is not serious, but frequent bouts can lead some men to fear that their sex life is over and undermine their self-image. Viagra and other drugs that increase blood flow to the penis offer temporary relief from erectile dysfunction. Publicity surrounding these drugs has prompted open discussion of erectile dysfunction and encouraged more men to seek treatment (Berner et al., 2008). But those taking the medications are often not adequately screened for the host of factors besides declining testosterone that contribute to impotence, including disorders of the nervous, circulatory, and endocrine systems; anxiety and depression; pelvic injury; and loss of interest in one's sexual partner (Montorsi, 2005). Although drugs for impotence are generally safe, a few users have experienced serious vision loss (O'Malley, 2006). In men with high blood pressure or atherosclerosis, the medications heighten the risk of constricting blood vessels in the optic nerve, permanently damaging it.

ASK YOURSELF

REVIEW Describe cultural influences on the experience of menopause.

CONNECT Compare ethnic variations in attitudes toward menopause with ethnic variations in reactions to menarche and early pubertal timing (pages 368 and 370 in Chapter 11). Did you find similarities? Explain.

APPLY Between ages 40 and 50, Nancy gained 20 pounds. She also began to have trouble opening tightly closed jars, and her calf muscles ached after climbing a flight of stairs. "Exchanging muscle for fat must be an inevitable part of aging," Nancy thought. Is she correct? Why or why not?

REFLECT In view of the benefits and risks of hormone therapy, what factors would you consider, or advise others to consider, before taking such medication?

Cultural Influences

Menopause as a Biocultural Event

Biology and culture join forces to influence women's response to menopause, making it a *biocultural event.* In Western industrialized nations, menopause is "medicalized"—assumed to be a syndrome requiring treatment. Many women experience physical and emotional symptoms (Chrisler, 2008; Houck, 2006). The more symptoms they report, the more negative their attitude toward menopause tends to be.

Yet change the circumstances in which menopause is evaluated, and attitudes change as well. In one study, nearly 600 men and women between ages 19 and 85 described their view of menopause in one of three contexts—as a medical problem, as a life transition, or as a symbol of aging (Gannon & Ekstrom, 1993). The medical context evoked many more negative statements than the other contexts.

Research in non-Western cultures reveals that middle-aged women's social status also affects the experience of menopause. In societies where older women are respected and the mother-in-law and grandmother roles bring new privileges and responsibilities, complaints about menopausal symptoms are rare (Fuh et al., 2005). Perhaps in part for this reason, women in Asian nations report fewer discomforts (Shea, 2006). And their symptoms usually differ from those of Western women.

Though they rarely complain of hot flashes, the most frequent symptoms of Asian women are back, shoulder, and joint pain, a possible biological variation from other ethnic groups (Haines et al., 2005; Huang, 2010). In midlife, women in Asian cultures attain peak respect and responsibility. Typically their days are filled with monitoring the household economy, attending to grandchildren, caring for dependent parents-in-law, and employment. Asian women seem to interpret menopausal distress in light of these socially valued commitments. In Japan, neither women nor their doctors consider menopause to be a significant marker of female middle age. Rather, midlife is viewed as an extended period of "socially recognized, productive maturity" (Menon, 2001, p. 58).

A comparison of rural Mayan women of the Yucatán with rural Greek women on the island of Evia reveals additional biocultural influences on the menopausal experience (Beyene, 1992; Beyene & Martin, 2001; Mahady et al., 2008). In both societies, old age is a time of increased status, and menopause brings release from child rearing and more time for leisure activities. Otherwise, Mayan and Greek women differ greatly.

Mayan women marry as teenagers. By 35 to 40, they have given birth to many children but rarely menstruated because of repeated pregnancies and breastfeeding. They also experience menopause up to 10 years earlier than their counterparts in developed nations, perhaps because of additional physical stressors, such as poor nutrition and heavy physical work. Eager for childbearing to end, they welcome menopause, describing it with such phrases as "being happy" and "free like a young girl again." None report hot flashes or any other symptoms.

© CHRIS HAIGH/ALAMY

For these rural Mayan women of the Yucatán, menopause brings freedom. After decades of childbearing, Mayan women welcome menopause, describing it as "being happy" and "free like a young girl again."

Like North Americans, rural Greek women use birth control to limit family size, and most report hot flashes and sweating at menopause. But they regard these as temporary discomforts that will stop on their own, not as medical symptoms requiring treatment. When asked what they do about hot flashes, the Greek women reply, "Pay no attention," "Go outside for fresh air," and "Throw off the covers at night."

Does frequency of childbearing affect menopausal symptoms, as this contrast between Mayan and Greek women suggests? More research is needed to be sure. At the same time, the difference between North American and Greek women in attitudes toward and management of hot flashes is striking (Melby, Lock, & Kaufert, 2005). This—along with other cross-cultural findings—highlights the combined impact of biology and culture on menopausal experiences.

Health and Fitness

In midlife, nearly 85 percent of Americans rate their health as either "excellent" or "good"—still a large majority, but lower than the 95 percent figure in early adulthood (U.S. Department of Health and Human Services, 2012c). Whereas younger people usually attribute health complaints to temporary infections, middle-aged adults more often point to chronic diseases. As we will see, among those who rate their health unfavorably, men are more likely to suffer from fatal illnesses, women from nonfatal, limiting health problems.

In addition to typical negative indicators—major diseases and disabling conditions—our discussion takes up sexuality as

a positive indicator of health. Before we begin, it is important to note that our understanding of health in middle and late adulthood is limited by insufficient research on women and ethnic minorities. Most studies of illness risk factors, prevention, and treatment have been carried out on men. Fortunately, this situation is changing. For example, the Women's Health Initiative (WHI)—a commitment by the U.S. federal government, extending from 1993 to 2005, to study the impact of various lifestyle and medical prevention strategies on the health of nearly 162,000 postmenopausal women of all ethnic groups and SES levels—has led to important findings, including health risks associated with hormone therapy, discussed earlier. Two five-year extensions, involving annual health updates from 115,000 WHI participants in 2005–2010, and 94,000 participants in 2010–2015, continue to yield vital information.

Sexuality

Frequency of sexual activity among married couples tends to decline in middle adulthood, but for most, the drop is slight. In the National Social Life, Health, and Aging Project, a nationally representative sample of 3,000 U.S. middle-aged and older adults was surveyed about their sex lives. Even in the latter years of midlife (ages 57 to 64), the overwhelming majority of married and cohabiting adults were sexually active (90 percent of men and 80 percent of women) (Waite et al., 2009). About two-thirds reported having sex several times a month, one-third once or twice a week.

Longitudinal research reveals that stability of sexual activity is far more typical than dramatic change. Couples who have sex often in early adulthood continue to do so in midlife (Dennerstein & Lehert, 2004; Walsh & Berman, 2004). And the best predictor of sexual frequency is marital happiness, an association that is probably bidirectional (DeLamater, 2012). Sex is more likely to occur in the context of a good marriage, and couples who have sex often probably view their relationship more positively.

Nevertheless, *intensity* of sexual response diminishes in midlife due to physical changes of the climacteric. Both men and women take longer to feel aroused and to reach orgasm (Bartlik & Goldstein, 2001; Walsh & Berman, 2004). If partners perceive each other as less attractive, this may contribute to a drop in sexual desire. Yet in the context of a positive outlook, sexual activity can become more satisfying. Devin and Trisha, for example, viewed each other's aging bodies with acceptance and affection—as a sign of their enduring and deepening relationship. And with greater freedom from the demands of work and family, their sex life became more spontaneous. The majority of married people over age 50 say that their sex life is an important component of their relationship (Waite et al., 2009). And most find ways to overcome difficulties with sexual functioning. One happily married 52-year-old woman commented, "We know what we are doing, we've had plenty of practice (laughs), and I would never have believed that it gets better as you get older, but it does" (Gott & Hinchliff, 2003, p. 1625; Kingsberg, 2002).

When surveys include both married and unmarried people, a striking gender difference in age-related sexual activity appears. The proportion of U.S. men with no sexual partners in the previous year increases only slightly, from 8 percent in the thirties to 12 percent in the late fifties. In contrast, the rise for women is dramatic, from 9 percent to 40 percent—a gender gap that becomes even greater in late adulthood (Laumann & Mahay, 2002; Lindau et al., 2007; Waite et al., 2009). A higher male mortality rate and the value women place on affection and continuity in sexual relations make partners less available to them. Taken as a whole, the evidence reveals that sexual activity in midlife, as in earlier periods, is the combined result of biological, psychological, and social forces.

Illness and Disability

As Figure 15.2 shows, cancer and cardiovascular disease are the leading causes of U.S. deaths in middle age. Unintentional injuries, though still a major health threat, occur at a lower rate than in early adulthood, largely because motor vehicle collisions decline. Despite a rise in vision problems, older adults' many years of driving experience and greater cautiousness may reduce these deaths. In contrast, falls resulting in bone fractures and death nearly double from early to middle adulthood (U.S. Census Bureau, 2012).

As in earlier decades, economic disadvantage is a strong predictor of poor health and premature death, with SES differences widening in midlife (Smith & Infurna, 2011). And largely because of more severe poverty and lack of universal health insurance, the United States continues to exceed most other industrialized nations in death rates from major causes (OECD, 2012). Furthermore, men are more vulnerable than women to most health problems. Among middle-aged men, cancer deaths exceed cardiovascular disease deaths by a small margin; among

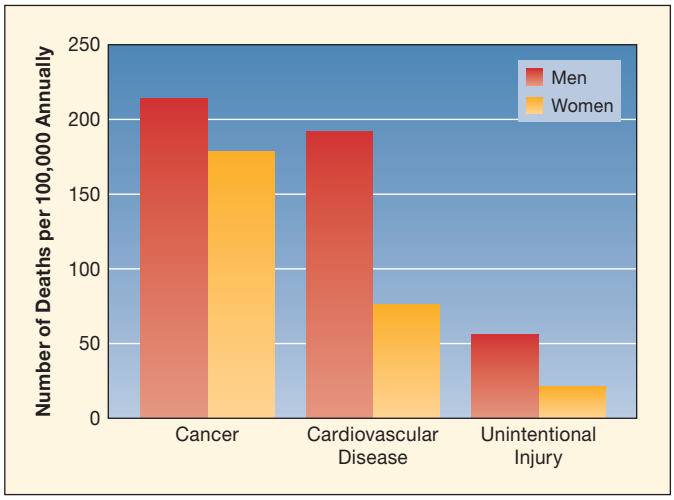

FIGURE 15.2 Leading causes of death among people age 45 to 64 in the United States. Men are more vulnerable than women to each leading cause of death. Cancer is the leading killer of both sexes, by a far smaller margin over cardiovascular disease for men than for women. (Adapted from U.S. Census Bureau, 2012.)

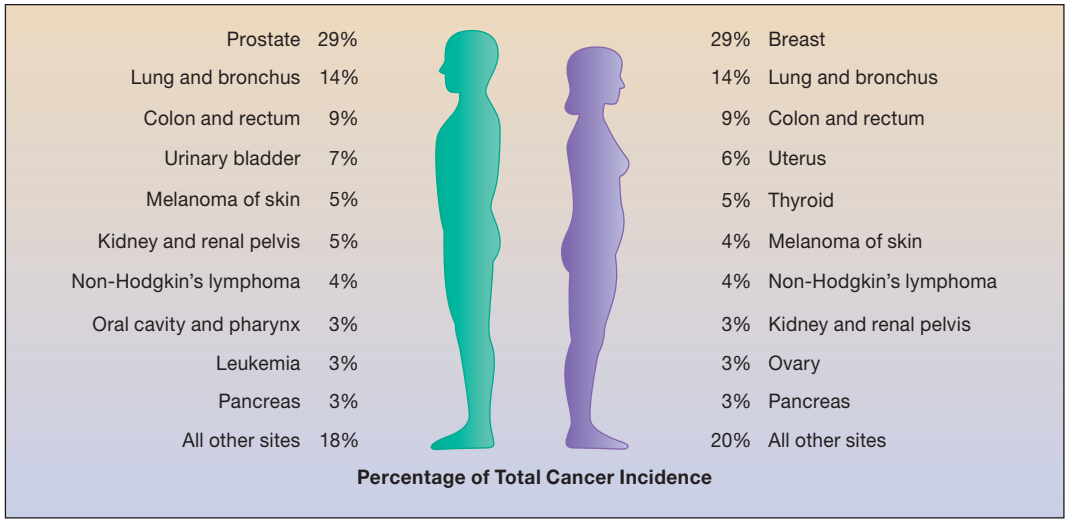

FIGURE 15.3 Incidence of 10 leading cancer types among men and women in the United States, 2012. (From R. Siegel, D. Naishadham, & A. Jemal, 2012, "Cancer Statistics, 2012," *CA: A Cancer Journal for Clinicians, 62,* p. 13. Copyright © 2012 American Cancer Society, Inc. Reproduced with permission of Wiley Inc.)

women, cancer is by far the leading cause of death (refer again to Figure 15.2). Finally, as we take a closer look at illness and disability in the following sections, we will encounter yet another familiar theme: the close connection between psychological and physical well-being. Personality traits that magnify stress—especially hostility and anger—are serious threats to health in midlife.

Cancer. From early to middle adulthood, the death rate due to cancer multiplies tenfold, accounting for about one-third of all midlife deaths in the United States. Although the incidence of many types of cancer is currently leveling off or declining, cancer mortality was on the rise for many decades, largely because of a dramatic increase in lung cancer due to cigarette smoking. Lung cancer is the most common cause of cancer deaths in both genders, worldwide. In the past two decades, its incidence dropped in men; 50 percent fewer smoke today than in the 1950s. In contrast, lung cancer has just begun to decrease in women after a long period of increase, due to large numbers of women taking up smoking in the decades after World War II (American Cancer Society, 2012).

Cancer occurs when a cell's genetic program is disrupted, leading to uncontrolled growth and spread of abnormal cells that crowd out normal tissues and organs. Why does this happen? Mutations of three main kinds contribute to cancer. Some result in *oncogenes* (cancer genes) that directly undergo abnormal cell duplication. Others interfere with the activity of *tumor suppressor genes* so they fail to keep oncogenes from multiplying. And a third type of mutation disrupts the activity of *stability genes,* which normally keep genetic alterations to a minimum by repairing subtle DNA mistakes that occur either during normal cell duplication or as a result of environmental agents (Ewald & Ewald, 2012). When stability genes do not function, mutations in many other genes occur at a higher rate.

Each of these cancer-linked mutations can be either *germline* (due to an inherited predisposition) or *somatic* (occurring in a single cell, which then multiplies) (see page 52 in Chapter 2 to review). Recall from Chapter 13 that according to one theory, error in DNA duplication increases with age, either occurring spontaneously or resulting from the release of free radicals or breakdown of the immune system. Environmental toxins may initiate or intensify this process.

Figure 15.3 shows the incidence of the most common types of cancer. For cancers that affect both sexes, men are generally more vulnerable than women. The difference may be due to genetic makeup, exposure to cancer-causing agents as a result of lifestyle or occupation, and men's greater tendency to delay going to the doctor. Although the relationship of SES to cancer varies with site (for example, lung and stomach cancers are linked to lower SES, breast and prostate cancers to higher SES), cancer death rates increase sharply as SES decreases and are especially high among low-income ethnic minorities (Clegg et al., 2009). Poorer medical care and reduced ability to fight the disease, due to inadequate diet and high life stress, underlie this trend.

Overall, a complex interaction of heredity, biological aging, and environment contributes to cancer. For example, many patients with familial breast cancer who respond poorly to treatment have defective forms of particular tumor-suppressor genes (either BRCA1 or BRCA2). Women with these mutations are especially likely to develop early-onset breast cancer, before age 30 (Ripperger et al., 2009). But their risk remains elevated throughout middle and late adulthood, when breast cancer rises among women in general. Genetic screening is available, permitting prevention efforts to begin early. Nevertheless, breast cancer susceptibility genes account for only 5 to 10 percent of all cases; most women with breast cancer do not have a family history (American Cancer Society, 2012). Other genes and lifestyle factors—including alcohol consumption, overweight, physical inactivity, never having had children, use of oral contraceptives, and hormone therapy to treat menopausal symptoms—heighten their risk.

People often fear cancer because they believe it is incurable. Yet nearly 60 percent of affected individuals are cured—free of the disease for five years or longer. Survival rates, however, vary

Applying What We Know

Reducing Cancer Incidence and Deaths

Intervention	Description
Know the seven warning signs of cancer.	The signs are change in bowel or bladder habits, sore that does not heal, unusual bleeding or discharge, thickening or lump in a breast or elsewhere in your body, indigestion or swallowing difficulty, obvious change in a wart or mole, nagging cough or hoarseness. If you have any of these signs, consult your doctor immediately.
Schedule regular medical checkups and cancer-screening tests.	Women should have a mammogram and Pap test every one to two years. Beginning at age 50, men should have an annual prostate screening test. Both men and women should be screened periodically for colon cancer, as recommended by their doctor.
Avoid tobacco.	Cigarette smoking causes 90 percent of lung cancer deaths and 30 percent of all cancer deaths. Smokeless (chewing) tobacco increases risk of cancers of the mouth, larynx, throat, and esophagus.
Limit alcohol consumption.	Consuming more than one drink per day for women or two drinks per day for men increases risk of cancers of the breast, kidney, liver, head, and neck.
Avoid excessive sun exposure.	Sun exposure causes many cases of skin cancer. When in the sun for an extended time, wear sunglasses, use sunscreen that protects against both UVA and UVB rays, and cover exposed skin.
Avoid unnecessary X-ray exposure.	Excessive exposure to X-rays increases risk of many cancers. Most medical X-rays are adjusted to deliver the lowest possible dose but should not be used unnecessarily.
Avoid exposure to industrial chemicals and other pollutants.	Exposure to nickel, chromate, asbestos, vinyl chloride, radon, and other pollutants increases risk of various cancers.
Weigh the benefits versus risks of hormone therapy.	Because estrogen replacement increases risk of uterine and breast cancers, carefully consider hormone therapy with your doctor.
Maintain a healthy diet.	Eating vegetables, fruits, and whole grains, while avoiding excess dietary fat and salt-cured, smoked, and nitrite-cured foods, reduces risk of colon and rectal cancers.
Avoid excessive weight gain.	Overweight and obesity increase risk of cancers of the breast, colon, esophagus, uterus, and kidney.
Adopt a physically active lifestyle.	Physical activity offers protection against cancers at all body sites except the skin, with the strongest evidence for cancers of the breast, rectum, and colon.

Source: American Cancer Society, 2012.

widely with type of cancer (Siegel, Naishadham, & Jemal, 2012). For example, they are relatively high for breast and prostate cancers, intermediate for cervical and colon cancers, and low for lung and pancreatic cancers.

Breast cancer is the leading malignancy for women, prostate cancer for men. Lung cancer ranks second for both sexes; it causes more deaths (largely preventable through avoiding tobacco) than any other cancer type. It is followed closely in incidence by colon and rectal cancer. Scheduling annual medical checkups that screen for these and other forms of cancer and taking the additional steps listed in Applying What We Know above can reduce cancer illness and death rates considerably. An increasing number of cancer-promoting mutations are being identified, and promising new therapies targeting these genes are being tested.

Surviving cancer is a triumph, but it also brings emotional challenges. During cancer treatment, relationships focus on the illness. Afterward, they must refocus on health and full participation in daily life. Unfortunately, stigmas associated with cancer exist (Daher, 2012). Friends, family, and co-workers may need reminders that cancer is not contagious and that with patience and support from supervisors and co-workers, cancer survivors regain their on-the-job productivity.

Cardiovascular Disease. Despite a decline over the last few decades (see Chapter 13), each year about 25 percent of middle-aged Americans who die succumb to cardiovascular disease (U.S. Department of Health and Human Services, 2012c). We associate cardiovascular disease with heart attacks, but Devin, like many middle-aged and older adults, learned of the condition during an annual checkup. His doctor detected high blood pressure, high blood cholesterol, and *atherosclerosis*—a buildup of plaque in his coronary arteries, which encircle the heart and provide its muscles with oxygen and nutrients. These indicators of cardiovascular disease are known as "silent killers" because they often have no symptoms.

When symptoms *are* evident, they take different forms. The most extreme is a *heart attack*—blockage of normal blood

Applying What We Know

Reducing the Risk of Heart Attack

Intervention	Risk Reduction
Quit smoking.	Five years after quitting, greatly reduces risk compared to current smokers. Chemicals in tobacco smoke damage the heart and blood vessels and greatly increase the risk of atherosclerosis.
Reduce blood cholesterol level.	Reductions in cholesterol average 10 percent with transition to a healthy diet.
Treat high blood pressure.	Places added force against the artery walls, which can damage the arteries over time. Combination of healthy diet and drug therapy can lower blood pressure substantially.
Maintain ideal weight.	Greatly reduced risk for people who maintain ideal body weight compared to those who are obese.
Exercise regularly.	Greatly reduced risk for people who maintain an active rather than a sedentary lifestyle. In addition to contributing to healthy weight, lowers cholesterol and blood pressure and helps prevent type 2 diabetes, which is strongly linked to heart disease.
Drink an occasional glass of wine or beer.[a]	Modestly reduced risk for people who consume small-to-moderate amounts of alcohol. Believed to promote high-density lipoproteins (a form of "good cholesterol" that lowers "bad cholesterol") and to prevent clot formation.
If medically recommended, take low-dose aspirin.	Modestly reduced risk for people with a previous heart attack or stroke, by lowering the likelihood of blood clots (should be doctor advised; long-term use can have serious side effects).
Reduce hostility and other forms of psychological stress.	People under stress are more likely to engage in high-risk behaviors, such as overeating and smoking, and to display high-risk symptoms, such as high blood pressure.

[a]Recall from Chapter 13 that heavy alcohol use increases the risk of cardiovascular disease as well as many other diseases.
Source: Go et al., 2013.

supply to an area of the heart, usually brought on by a blood clot in one or more plaque-filled coronary arteries. Intense pain results as muscle in the affected region dies. A heart attack is a medical emergency; over 50 percent of victims die before reaching the hospital, another 15 percent during treatment, and an additional 15 percent over the next few years (Go et al., 2013). Among other, less extreme symptoms of cardiovascular disease are *arrhythmia,* or irregular heartbeat. When it persists, it can prevent the heart from pumping enough blood and result in faintness. It can also allow clots to form within the heart's chambers, which may break loose and travel to the brain. In some individuals, indigestion-like pain or crushing chest pain, called *angina pectoris,* reveals an oxygen-deprived heart.

Today, cardiovascular disease can be treated in many ways—including coronary bypass surgery, medication, and pacemakers to regulate heart rhythm. To relieve arterial blockage, Devin had *angioplasty,* a procedure in which a surgeon threaded a needle-thin catheter into his arteries and inflated a balloon at its tip, which flattened fatty deposits to allow blood to flow more freely. Unless Devin took other measures to reduce his risk, his doctor warned, the arteries would clog again within a year. As Applying What We Know above indicates, adults can do much to prevent heart disease or slow its progress.

Some risks, such as heredity, advanced age, and being male, cannot be changed. But cardiovascular disease is so disabling and deadly that people must be alert for it where they least expect it—for example, in women. Because men account for over 70 percent of cases in middle adulthood, doctors often view a heart condition as a "male problem" and frequently overlook women's symptoms, which tend to be milder, more often taking the form of angina than a heart attack (Go et al., 2013). In follow-ups of victims of heart attacks, women—especially African-American women, who are at increased risk—were less likely to be offered drugs to treat blood clots and costly, invasive therapies, such as angioplasty and bypass surgery (Lawton, 2011; Mosca, Conner, & Wenger, 2012; Poon et al., 2012). As a result, treatment outcomes—including rehospitalization and death—tend to be worse for women, particularly black women.

Osteoporosis. When age-related bone loss is severe, a condition called **osteoporosis** develops. The disorder, affecting about 10 million U.S. adults, 80 percent of whom are women, greatly magnifies the risk of bone fractures. An estimated 55 percent of people over age 50 are at risk for osteoporosis because they have bone density levels low enough to be of concern, and 12 percent have been diagnosed with it (American Academy of Orthopaedic Surgeons, 2009). After age 70, osteoporosis affects the majority of people of both sexes. Although we associate it with a slumped-over posture, a shuffling gait, and a "dowager's hump" in the upper back, this extreme is rare. Because the bones gradually become more porous over many years, osteoporosis may not be evident until fractures—typically in the spine, hips, and wrist—occur or are discovered through X-rays.

© JEFF GREENBERG/PHOTOEDIT

Physical inactivity increases the chances of osteoporosis. More than half of people over age 50, mostly women, are at risk. Weight-bearing exercise and strength training are recommended for both prevention and treatment.

A major factor related to osteoporosis is the decline in estrogen associated with menopause. In middle and late adulthood, women lose about 50 percent of their bone mass, about half of it in the first 10 years following menopause—a decline that, by the late sixties, is two to five times greater than in men (Bonnick, 2008). The earlier a woman reaches menopause, the greater her chances of developing osteoporosis related to estrogen loss. In men, the age-related decrease in testosterone—though much more gradual than estrogen loss in women—contributes to bone loss because the body converts some to estrogen.

Heredity plays an important role. A family history of osteoporosis increases risk, with identical twins more likely than fraternal twins to share the disorder (Ralston & Uitterlinden, 2010). People with thin, small-framed bodies are more likely to be affected because they typically attain a lower peak bone mass in adolescence. In contrast, higher bone density makes African Americans less susceptible than Asian Americans, Caucasians, Hispanics, and Native Americans (Cauley, 2011). An unhealthy lifestyle also contributes: A diet deficient in calcium and vitamin D (essential for calcium absorption), excess intake of sodium and caffeine, and physical inactivity reduce bone mass. Cigarette smoking and alcohol consumption are also harmful because they interfere with replacement of bone cells (Body et al., 2011; Langsetmo et al., 2012).

When major bone fractures (such as the hip) occur, 10 to 20 percent of patients die within a year (Marks, 2010). Osteoporosis usually develops earlier in women than in men, so it has become known as a "women's disease." Men are far less likely to be screened and treated for it, even after a hip fracture. Compared with women, men with hip fractures tend to be older and to lack a history of interventions aimed at preserving bone density. Probably for these reasons, the one-year mortality rate after hip fracture is nearly twice as great for men as for women—a gap that widens with age (Haentjens et al., 2010).

To treat osteoporosis, doctors recommend a diet enriched with calcium and vitamin D, weight-bearing exercise (walking rather than swimming), resistance training, and bone-strengthening medications (American Academy of Orthopaedic Surgeons, 2009). A better way to reduce lifelong risk is through early prevention: maximizing peak bone density by increasing calcium and vitamin D intake and engaging in regular exercise in childhood, adolescence, and early adulthood.

Hostility and Anger

Whenever Trisha's sister Dottie called, she seemed like a powder keg ready to explode. Dottie was critical of her boss at work and dissatisfied with the way Trisha, a lawyer, had handled the family's affairs after their father died. Inevitably, Dottie's anger surfaced, exploding in hurtful remarks: "Any lawyer knows that, Trisha. How could you be so stupid! I should have called a *real* lawyer." "You and Devin are so stuck in your privileged lives that you can't think of anyone else. You don't know what work *is*."

After listening as long as she could bear, Trisha would warn, "Dottie, if you continue, I'm going to hang up. . . . Dottie, I'm ending this right now!"

At age 53, Dottie had high blood pressure, difficulty sleeping, and back pain. In the past five years, she had been hospitalized five times—twice for treatment of digestive problems, twice for an irregular heartbeat, and once for a benign tumor on her thyroid gland. Trisha often wondered whether Dottie's personal style was partly responsible for her health problems.

That hostility and anger might have negative effects on health is a centuries-old idea. Several decades ago, researchers first tested this notion by identifying 35- to 59-year-old men who displayed the **Type A behavior pattern**—extreme competitiveness, ambition, impatience, hostility, angry outbursts, and a sense of time pressure. They found that within the next eight years, Type As were more than twice as likely as Type Bs (people with a more relaxed disposition) to develop heart disease (Rosenman et al., 1975).

Later studies, however, often failed to confirm these results. Type A is actually a mix of behaviors, only one or two of which affect health. Current evidence pinpoints hostility as a "toxic" ingredient of Type A, since isolating it from global Type A consistently predicts heart disease and other health problems in both men and women (Aldwin et al., 2001; Eaker et al., 2004; Matthews et al., 2004; Smith et al., 2004). The risks of high blood pressure, atherosclerosis, and stroke are several times greater in adults scoring high on hostility measures than in those scoring low (Räikkönen et al., 2004; Williams et al., 2002; Yan et al., 2003).

Expressed hostility in particular—frequent angry outbursts; rude, disagreeable behavior; critical and condescending nonverbal cues during social interaction, including glares; and expressions of contempt and disgust—predicts greater cardiovascular arousal, coronary artery plaque buildup, and heart disease (Haukkala et al., 2010; Julkunen & Ahlström, 2006; Smith & Cundiff, 2011; Smith et al., 2012). As people get angry, heart

rate, blood pressure, and stress hormones escalate until the body's response is extreme.

Of course, people who are repeatedly enraged are more likely to be depressed and dissatisfied with their lives, to lack social supports, and to engage in unhealthy behaviors. But hostility predicts health problems even after such factors as smoking, alcohol consumption, overweight, general unhappiness, and negative life events are controlled (Smith & Mackenzie, 2006).

Another unhealthy feature of the Type A pattern, which also predicts heart disease, is a socially dominant style, evident in rapid, loud, insistent speech and a tendency to cut off and talk over others (Smith, 2006; Smith, Gallo, & Ruiz, 2003). And because men score higher in hostility and dominance than women (Dottie is an exception), emotional style may contribute to the sex differences in heart disease described earlier.

Can Dottie preserve her health by bottling up her hostility instead of expressing it? Repeatedly suppressing overt anger or ruminating about past anger-provoking events is also associated with high blood pressure and heart disease (Eaker et al., 2007; Hogan & Linden, 2004). A better alternative, as we will see, is to develop effective ways of handling stress and conflict.

Adapting to the Physical Challenges of Midlife

Middle adulthood is often a productive time of life, when people attain their greatest accomplishments and satisfactions. Nevertheless, it takes considerable stamina to cope with the full array of changes this period can bring. Devin responded to his expanding waistline and cardiovascular symptoms by leaving his desk twice a week to attend a low-impact aerobics class and by reducing job-related stress through daily 10-minute meditation sessions. Aware of her sister Dottie's difficulties, Trisha resolved to handle her own hostile feelings more adaptively. And her generally optimistic outlook enabled her to cope successfully with the physical changes of midlife, the pressures of her legal career, and Devin's cardiovascular disease.

Stress Management

TAKE A MOMENT... Turn back to Chapter 13, pages 449–450, and review the negative consequences of psychological stress on the cardiovascular, immune, and gastrointestinal systems. As adults encounter problems at home and at work, daily hassles can add up to a serious stress load. Stress management is important at any age, but in middle adulthood it can limit the age-related rise in illness and, when disease strikes, reduce its severity.

Applying What We Know on the following page summarizes effective ways to reduce stress. Even when stressors cannot be eliminated, people can change how they handle some and view others. At work, Trisha focused on problems she could control—not on her boss's irritability but on ways to delegate routine tasks to her staff so she could focus on challenges that required her knowledge and skills. When Dottie phoned, Trisha learned to distinguish normal emotional reactions from unreasonable self-blame. Instead of interpreting Dottie's anger as a sign of her own incompetence, she reminded herself of Dottie's difficult temperament and hard life. And greater life experience helped her accept change as inevitable, so that she was better-equipped to deal with the jolt of sudden events, such as Devin's hospitalization for treatment of heart disease.

Notice how Trisha called on two general strategies for coping with stress, discussed in Chapter 10: (1) *problem-centered coping,* in which she appraised the situation as changeable, identified the difficulty, and decided what to do about it; and (2) *emotion-centered coping,* which is internal, private, and aimed at controlling distress when little can be done about a situation. Longitudinal research shows that adults who effectively reduce stress move flexibly between problem-centered and emotion-centered techniques, depending on the situation (Zakowski et al., 2001). Their approach is deliberate, thoughtful, and respectful of both themselves and others.

Notice, also, that problem-focused and emotion-focused coping, though they have different immediate goals, facilitate each other. Effective problem-focused coping reduces emotional distress, while effective emotion-focused coping helps people face problems more calmly and, thus, generate better solutions. Ineffective coping, in contrast, is largely emotion-centered and self-blaming, impulsive, or escapist.

Constructive approaches to anger reduction are a vital health intervention (refer again to Applying What We Know). Teaching people to be assertive rather than hostile and to

© JOHNER IMAGES/ALAMY

Stress management in middle adulthood helps limit the age-related rise in illness. This midlifer reduces stress by periodically leaving her high-pressure office environment to work in a tranquil, picturesque setting.

Applying What We Know

Managing Stress

Strategy	Description
Reevaluate the situation.	Learn to differentiate normal reactions from those based on irrational beliefs.
Focus on events you can control.	Don't worry about things you cannot change or that may never happen; focus on strategies for handling events under your control.
View life as fluid.	Expect change and accept it as inevitable; then many unanticipated changes will have less emotional impact.
Consider alternatives.	Don't rush into action; think before you act.
Set reasonable goals for yourself.	Aim high, but be realistic about your capacities, motivation, and the situation.
Exercise regularly.	A physically fit person can better handle stress, both physically and emotionally.
Master relaxation techniques.	Relaxation helps refocus energies and reduce the physical discomfort of stress. Classes and self-help books teach these techniques.
Use constructive approaches to anger reduction.	Delay responding ("Let me check into that and get back to you"); use mentally distracting behaviors (counting to 10 backwards) and self-instruction (a covert "Stop!") to control anger arousal; then engage in calm, self-controlled problem solving ("I should call him rather than confront him personally").
Seek social support.	Friends, family members, co-workers, and organized support groups can offer information, assistance, and suggestions for coping with stressful situations.

negotiate rather than explode interrupts the intense physiological response that intervenes between psychological stress and illness. Sometimes it is best to delay responding by simply leaving a provocative situation, as Trisha did when she told Dottie that she would hang up after one more insult.

As noted in Chapter 13, people tend to cope with stress more effectively as they move from early to middle adulthood. They may become more realistic about their ability to change situations and more skilled at anticipating stressful events and at preparing to manage them (Aldwin, Yancura, & Boeninger, 2010). Furthermore, when middle-aged adults surmount a highly stressful experience, they often report lasting personal benefits as they look back with amazement at what they were able to accomplish under extremely trying conditions. A serious illness and brush with death commonly brings changes in values and perspectives, such as clearer life priorities, a greater sense of personal strength, and closer ties to others. Interpreting trauma as growth-promoting is related to more effective coping with current stressors and with increased physical and mental health years later (Aldwin & Yancura, 2011; Carver, 2011). In this way, managing intense stress can serve as a context for positive development.

But for people who do have difficulty handling midlife's challenges, communities provide fewer social supports than for young adults or senior citizens. For example, Jewel had little knowledge of what to expect during the climacteric. "It would have helped to have a support group so I could have learned about menopause and dealt with it more easily," she told Trisha. Community programs addressing typical midlife concerns, such as those of adult learners returning to college and caregivers of elderly parents, can reduce stress during this period.

LOOK AND LISTEN

Interview a middle-aged adult who has overcome a highly stressful experience, such as a serious illness, about how he or she coped. Inquire about any resulting changes in outlook on life. Do the adult's responses fit with research findings? ●

Exercise

Regular exercise, as noted in Chapter 13, has a range of physical and psychological benefits—among them, equipping adults to handle stress more effectively and reducing the risk of many diseases. Heading for his first aerobics class, Devin wondered, Can starting to exercise at age 50 counteract years of physical inactivity? His question is important: Nearly 70 percent of U.S. middle-aged adults are sedentary, and half of those who begin an exercise program discontinue it within the first six months. Even among those who stay active, fewer than 20 percent exercise at levels that lead to health benefits (U.S. Department of Health and Human Services, 2011c).

A person beginning to exercise in midlife must overcome initial barriers and ongoing obstacles—lack of time and energy, inconvenience, work conflicts, and health factors (such as overweight). *Self-efficacy*—belief in one's ability to succeed—is just as vital in adopting, maintaining, and exerting oneself in an exercise regimen as it is in career progress (see Chapter 14). An

© BLEND IMAGES/ALAMY

In cities across the United States, barriers to physical activity are being overcome through the creation of attractive, safe parks and trails. But low-SES adults need greater access to convenient, pleasant exercise environments.

important outcome of starting an exercise program is that sedentary adults gain in self-efficacy, which further promotes physical activity (McAuley & Elavsky, 2008; Wilbur et al., 2005). Enhanced physical fitness, in turn, prompts middle-aged adults to feel better about their physical selves. Over time, their physical self-esteem—sense of body conditioning and attractiveness—rises (Elavsky & McAuley, 2007; Gothe et al., 2011).

The exercise format that works best depends on the beginning exerciser's characteristics. Normal-weight adults are more likely to stick with group classes than are overweight adults, who may feel embarrassed and struggle to keep up with the pace. Overweight people do better with an individualized, home-based routine planned by a consultant (King, 2001). However, adults with highly stressful lives are more likely to persist in group classes, which offer a regular schedule and the face-to-face support of others (King et al., 1997). Yet when stressed people do manage to sustain a home-based program, it substantially reduces stress—more so than the group format (King, Taylor, & Haskell, 1993). Perhaps succeeding on their own helps stressed adults gain better control over their lives. A small digital monitor that tracks physical activity and gives feedback motivates inactive middle-aged adults to increase their activity levels (King et al., 2008). And most say they enjoy using the device.

Accessible, attractive, and safe exercise environments—parks, walking and biking trails, and community recreation centers—and frequent opportunities to observe others using them also promote physical activity. Besides health problems and daily stressors, low-SES adults often mention inconvenient access to facilities, expense, unsafe neighborhoods, and unclean streets as barriers to exercise—important reasons that activity level declines sharply with SES (Taylor et al., 2007; Wilbur et al., 2003). Interventions aimed at increasing physical activity among low-SES adults must address these issues in addition to lifestyle and motivational factors.

An Optimistic Outlook

What type of individual is likely to cope adaptively with stress brought on by the inevitable changes of life? Researchers interested in this question have identified a set of three personal qualities—control, commitment, and challenge—that, together, they call **hardiness** (Maddi, 2005, 2007, 2011).

Trisha fit the pattern of a hardy individual. First, she regarded most experiences as *controllable.* "You can't stop all bad things from happening," she advised Jewel after hearing about her menopausal symptoms, "but you can try to do something about them." Second, Trisha displayed a *committed,* involved approach to daily activities, finding interest and meaning in almost all of them. Finally, she viewed change as a *challenge*—a normal, welcome, even exciting part of life.

Hardiness influences the extent to which people appraise stressful situations as manageable, interesting, and enjoyable. These optimistic appraisals, in turn, predict health-promoting behaviors, tendency to seek social support, reduced physiological arousal to stress, and fewer physical and emotional symptoms (Maddi, 2006; Maruta et al., 2002; Räikkönen et al., 1999; Smith, Young, & Lee, 2004). Furthermore, high-hardy individuals are likely to use active, problem-centered coping strategies in situations they can control. In contrast, low-hardy people more often use emotion-centered and avoidant coping strategies—for example, saying, "I wish I could change how I feel," denying that the stressful event occurred, or eating and drinking to forget about it (Maddi, 2007; Soderstrom et al., 2000).

In this and previous chapters, we have seen that many factors act as stress-resistant resources—among them heredity, diet, exercise, social support, and coping strategies. Research on hardiness adds yet another ingredient: a generally optimistic outlook and zest for life.

Gender and Aging: A Double Standard

Negative stereotypes of aging, which lead many middle-aged adults to fear physical changes, are more likely to be applied to women than to men, yielding a double standard (Antonucci, Blieszner, & Denmark, 2010). Though many women in midlife say they have "hit their stride"—feel assertive, confident, versatile, and capable of resolving life's problems—people often rate them as less attractive and as having more negative personality characteristics than middle-aged men (Canetto, Kaminski, & Felicio, 1995; Denmark & Klara, 2007; Kite et al., 2005).

These effects appear more often when people rate photos as opposed to verbal descriptions of men and women. The ideal of a sexually attractive woman—smooth skin, good muscle tone,

lustrous hair—may be at the heart of the double standard of aging. Some evidence suggests that the end of a woman's ability to bear children contributes to negative judgments of physical appearance, especially by men (Marcus-Newhall, Thompson, & Thomas, 2001). Yet societal forces exaggerate this view. For example, middle-aged people in media ads are usually male executives, fathers, and grandfathers—handsome images of competence and security. And many more cosmetic products designed to hide signs of aging are offered for women than for men.

At one time in our evolutionary history, this double standard may have been adaptive. Today, as many couples limit childbearing and devote more time to career and leisure pursuits, it has become irrelevant. Some recent surveys suggest that the double standard is declining—that more people are viewing middle age as a potentially upbeat, satisfying time for both genders, sometimes even more so for women than for men (Menon, 2001; Narayan, 2008). Models of older women with lives full of intimacy, accomplishment, hope, and imagination are promoting acceptance of physical aging and a new vision of growing older—one that emphasizes gracefulness, fulfillment, and inner strength.

ASK YOURSELF

REVIEW Cite evidence that biological aging, individual heredity, and environmental factors contribute to osteoporosis.

CONNECT According to the lifespan perspective, development is multidimensional—affected by biological, psychological, and social forces. Provide examples of how this assumption characterizes health at midlife.

APPLY During a routine physical exam, Dr. Furrow gave 55-year-old Bill a battery of tests for cardiovascular disease but did not assess his bone density. In contrast, when 60-year-old Cara complained of chest pains, Dr. Furrow opted to "wait and see" before initiating further testing. What might account for Dr. Furrow's different approaches to Cara and Bill?

REFLECT Which midlife health problem is of greatest personal concern to you? What steps can you take now to help prevent it?

COGNITIVE DEVELOPMENT

In middle adulthood, the cognitive demands of everyday life extend to new and sometimes more challenging situations. Consider a typical day in the lives of Devin and Trisha. Recently appointed dean of faculty at a small college, Devin was at his desk by 7:00 A.M. In between strategic-planning meetings, he reviewed files of applicants for new positions, worked on the coming year's budget, and spoke at an alumni luncheon. Meanwhile, Trisha prepared for a civil trial, participated in jury selection, and then joined the other top lawyers at her firm for a conference about management issues. That evening, Trisha and Devin advised their 20-year-old son, Mark, who had dropped by to discuss his uncertainty over whether to change his college major. By 7:30 P.M., Trisha was off to an evening meeting of the local school board. And Devin left for a biweekly gathering of an amateur quartet in which he played the cello.

Middle adulthood is a time of expanding responsibilities—on the job, in the community, and at home. To juggle diverse roles effectively, Devin and Trisha called on a wide array of intellectual abilities, including accumulated knowledge, verbal fluency, memory, rapid analysis of information, reasoning, problem solving, and expertise in their areas of specialization. What changes in thinking take place in middle adulthood? How does vocational life—a major arena in which cognition is expressed—influence intellectual skills? And what can be done to support the rising tide of adults who are returning to higher education in hopes of enhancing their knowledge and quality of life?

Changes in Mental Abilities

At age 50, when he occasionally couldn't recall a name or had to pause in the middle of a lecture or speech to think about what to say next, Devin wondered, Are these signs of an aging mind? Twenty years earlier, he had taken little notice of the same events. His questioning stems from widely held stereotypes of older adults as forgetful and confused. Most cognitive aging research has focused on deficits while neglecting cognitive stability and gains.

As we examine changes in thinking in middle adulthood, we will revisit the theme of diversity in development. Different aspects of cognitive functioning show different patterns of change. Although declines occur in some areas, most people display cognitive competence, especially in familiar contexts, and some attain outstanding accomplishment. As we will see, certain apparent decrements in cognitive aging result from weaknesses in the research itself! Overall, the evidence supports an optimistic view of adult cognitive potential.

The research we are about to consider illustrates core assumptions of the lifespan perspective: development as *multidimensional,* or the combined result of biological, psychological, and social forces; development as *multidirectional,* or the joint expression of growth and decline, with the precise mix varying across abilities and individuals; and development as *plastic,* or open to change, depending on how a person's biological and environmental history combines with current life conditions. You may find it helpful to return to pages 9–10 in Chapter 1 to review these ideas.

Cohort Effects

Research using intelligence tests sheds light on the widely held belief that intelligence inevitably declines in middle and late adulthood as the brain deteriorates. Many early cross-sectional

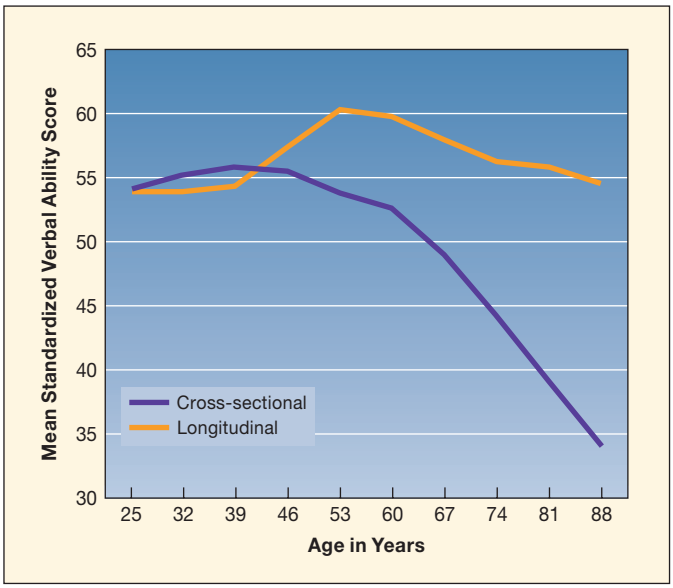

FIGURE 15.4 Cross-sectional and longitudinal trends in verbal ability, illustrating cohort effects. The steep cross-sectional decline is largely due to better health and education in younger generations. When adults are followed longitudinally, their verbal scores rise during early and middle adulthood and gradually decline during later years. However, this longitudinal trend does not hold for all abilities. (From K. W. Schaie, 1988, "Variability in Cognitive Functioning in the Elderly," in M. A. Bender, R. C. Leonard, & A. D. Woodhead [Eds.], *Phenotypic Variation in Populations,* p. 201. Adapted with kind permission from Springer Science+Business Media B. V. and K. W. Schaie.)

studies showed this pattern—a peak in performance at age 35 followed by a steep drop into old age. But widespread testing of college students and soldiers in the 1920s provided a convenient opportunity to conduct longitudinal research, retesting participants in middle adulthood. These findings revealed an age-related increase! To explain this contradiction, K. Warner Schaie (1998, 2005) used a sequential design, combining longitudinal and cross-sectional approaches (see page 38 in Chapter 1) in the Seattle Longitudinal Study.

In 1956, people ranging in age from 22 to 70 were tested cross-sectionally. Then, at regular intervals, longitudinal follow-ups were conducted and new samples added, yielding a total of 5,000 participants, five cross-sectional comparisons, and longitudinal data spanning more than 60 years. Findings on five mental abilities showed the typical cross-sectional drop after the mid-thirties. But longitudinal trends for those abilities revealed modest gains in midlife, sustained into the fifties and the early sixties, after which performance decreased gradually.

Figure 15.4 illustrates Schaie's cross-sectional and longitudinal outcomes for just one intellectual factor: verbal ability. How can we explain the seeming contradiction in findings? *Cohort effects* are largely responsible for this difference. In cross-sectional research, each new generation experienced better health and education than the one before it (Schaie, 2011). Also, the tests given may tap abilities less often used by older individuals, whose lives no longer require that they learn information for its own sake but, instead, skillfully solve real-world problems.

Crystallized and Fluid Intelligence

A close look at diverse mental abilities shows that only certain ones follow the longitudinal pattern identified in Figure 15.4. To appreciate this variation, let's consider two broad mental abilities, each of which includes an array of specific intellectual factors.

The first of these broad abilities, **crystallized intelligence**, refers to skills that depend on accumulated knowledge and experience, good judgment, and mastery of social conventions—abilities acquired because they are valued by the individual's culture. Devin made use of crystallized intelligence when he expressed himself articulately at the alumni luncheon and suggested effective ways to save money in budget planning. On intelligence tests, vocabulary, general information, verbal comprehension, and logical reasoning items measure crystallized intelligence.

In contrast, **fluid intelligence** depends more heavily on basic information-processing skills—ability to detect relationships among visual stimuli, speed of analyzing information, and capacity of working memory. Though fluid intelligence often combines with crystallized intelligence to support effective reasoning and problem solving, it is believed to be influenced less by culture than by conditions in the brain and by learning unique to the individual (Horn & Noll, 1997). Intelligence test items reflecting fluid abilities include spatial visualization, digit span, letter–number sequencing, and symbol search. (Refer to page 302 in Chapter 9 for examples.)

Many cross-sectional studies show that crystallized intelligence increases steadily through middle adulthood, whereas fluid intelligence begins to decline in the twenties. These trends have been found repeatedly in investigations in which younger and older participants had similar education and general health status, largely correcting for cohort effects (Horn, Donaldson,

AP IMAGES/THE ARIZONA DAILY SUN, JAKE BACON

Don Clarke, who flew attack helicopters in the U.S. army, fulfilled a long-held dream when he became an emergency medical service helicopter pilot. Flying search-and-rescue missions requires Clarke, now in his early sixties, to make use of complex mental abilities that are at their peak in midlife.

& Engstrom, 1981; Kaufman & Horn, 1996; Park et al., 2002). In one such investigation, including nearly 2,500 mentally and physically healthy 16- to 85-year-olds, verbal (crystallized) IQ peaked between ages 45 and 54 and did not decline until the eighties! Nonverbal (fluid) IQ, in contrast, dropped steadily over the entire age range (Kaufman, 2001).

The midlife rise in crystallized abilities makes sense because adults are constantly adding to their knowledge and skills at work, at home, and in leisure activities. In addition, many crystallized skills are practiced almost daily. But does longitudinal evidence confirm the progressive falloff in fluid intelligence? And if so, how can we explain it?

Schaie's Seattle Longitudinal Study. Figure 15.5 shows Schaie's longitudinal findings in detail. The five factors that gained in early and middle adulthood—verbal ability, inductive reasoning, verbal memory, spatial orientation, and numeric ability—include both crystallized and fluid skills. Their paths of change confirm that midlife is a time when some of the most complex mental abilities are at their peak (Willis & Schaie, 1999). According to these findings, middle-aged adults are intellectually "in their prime," not—as stereotypes would have it—"over the hill."

Figure 15.5 also shows a sixth ability, *perceptual speed*—a fluid skill in which participants must, for example, identify within a time limit which of five shapes is identical to a model or whether pairs of multidigit numbers are the same or different. Perceptual speed decreased from the twenties to the late eighties—a pattern that fits with a wealth of research indicating that cognitive processing slows as people get older (Schaie, 1998, 2005). Also notice in Figure 15.5 how, late in life, fluid factors (spatial orientation, numeric ability, and perceptual speed) show greater decrements than crystallized factors (verbal ability, inductive reasoning, and verbal memory). These trends have been confirmed in short-term longitudinal follow-ups of individuals varying widely in age (McArdle et al., 2002).

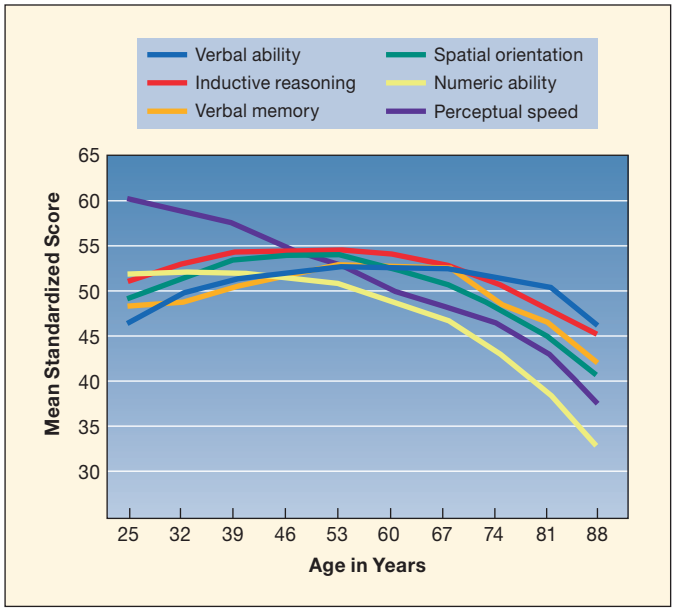

FIGURE 15.5 Longitudinal trends in six mental abilities, from the Seattle Longitudinal Study. In five abilities, modest gains occurred into the fifties and early sixties, followed by gradual declines. The sixth ability—perceptual speed—decreased steadily from the twenties to the late eighties. And late in life, fluid factors (spatial orientation, numeric ability, and perceptual speed) showed greater decrements than crystallized factors (verbal ability, inductive reasoning, and verbal memory). (From K. W. Schaie, 1994, "The Course of Adult Intellectual Development," *American Psychologist, 49,* p. 308. Copyright © 1994 by the American Psychological Association. Reprinted with permission of American Psychological Association.)

Explaining Changes in Mental Abilities. Some theorists believe that a general slowing of central nervous system functioning underlies nearly all age-related declines in cognitive performance (Salthouse, 1996, 2006). Many studies offer at least partial support for this idea. For example, Kaufman (2001) reported that scores on speeded tasks mirror the regular, age-related decline in fluid-task performance. Researchers have also identified other important changes in information processing, some of which may be triggered by declines in speed.

Before we turn to this evidence, let's clarify why research reveals gains followed by stability in crystallized abilities, despite a much earlier decline in fluid intelligence, or basic information-processing skills. First, the decrease in basic processing, while substantial after age 45, may not be great enough to affect many well-practiced performances until quite late in life. Second, as we will see, adults can often compensate for cognitive limitations by drawing on their cognitive strengths. Finally, as people discover that they are no longer as good as they once were at certain tasks, they accommodate, shifting to activities that depend less on cognitive efficiency and more on accumulated knowledge. Thus, the basketball player becomes a coach, the once quick-witted salesperson a manager.

Individual and Group Differences

The age trends just described mask large individual differences. Some adults, because of illness or unfavorable environments, decline intellectually much earlier than others. And others sustain high functioning, even in fluid abilities, at advanced ages.

Adults who use their intellectual skills seem to maintain them longer. In the Seattle Longitudinal Study, declines were delayed for people with above-average education; complex, self-directed occupations; and stimulating leisure pursuits that included reading, traveling, attending cultural events, and participating in clubs and professional organizations. People with flexible personalities, lasting marriages (especially to a cognitively high-functioning partner), and absence of cardiovascular and other chronic diseases were also likely to maintain mental abilities well into late adulthood (Schaie, 1996, 2000, 2011; Yu et al., 2009). And being economically well-off was linked to favorable cognitive development, undoubtedly because SES is associated with many of the factors just mentioned.

Several sex differences also emerged, consistent with those found in childhood and adolescence. In early and middle adulthood, women outperformed men on verbal tasks and perceptual speed, while men excelled at spatial skills (Maitland et al., 2000). Overall, however, changes in mental abilities over the adult years were remarkably similar for the two sexes, defying the stereotype that older women are less competent than older men.

Furthermore, when the baby-boom generation, now middle-aged, was compared with the previous generation at the same age, cohort effects were evident. On verbal memory, inductive reasoning, and spatial orientation, baby boomers performed substantially better, reflecting generational advances in education, technology, environmental stimulation, and health care (Schaie, 2011; Willis & Schaie, 1999). These gains are expected to continue: Today's children, adolescents, and adults of all ages attain substantially higher mental test scores than same-age individuals born just a decade or two earlier—differences that are largest for fluid-ability tasks (Flynn, 2007, 2011; Zelinski & Kennison, 2007).

Finally, adults who maintained higher levels of perceptual speed tended to be advantaged in other cognitive capacities. As we turn to information processing in midlife, we will pay special attention to the impact of processing speed on other aspects of cognitive functioning.

Information Processing

Many studies confirm that as processing speed slows, certain basic aspects of executive function, including attention and working memory, decline. Yet midlife is also a time of great expansion in cognitive competence as adults apply their vast knowledge and life experience to problem solving in the everyday world.

Speed of Processing

Devin watched with fascination as his 20-year-old son, Mark, played a computer game, responding to multiple on-screen cues in rapid-fire fashion. When Devin tried it, though he practiced over several days, his performance remained well behind Mark's. Similarly, on a family holiday in Australia, Mark adjusted quickly to driving on the left side of the road, but after a week, Trisha and Devin still felt confused at intersections, where rapid responses were needed.

These real-life experiences fit with laboratory findings. On both simple reaction-time tasks (pushing a button in response to a light) and complex ones (pushing a left-hand button to a blue light, a right-hand button to a yellow light), response time increases steadily from the early twenties into the nineties. The more complex the situation, the more disadvantaged older adults are. Although the decline in speed is gradual and quite small—less than 1 second in most studies—it is nevertheless of practical significance (Der & Deary, 2006; Dykiert et al., 2012).

What causes this age-related slowing of cognitive processing? Researchers agree that changes in the brain are responsible but disagree on the precise explanation (Hartley, 2006; Salthouse & Caja, 2000). According to the **neural network view**, as neurons in the brain die, breaks in neural networks occur. The brain adapts by forming bypasses—new synaptic connections that go around the breaks but are less efficient (Cerella, 1990). In support of this hypothesis, aging is accompanied by withering of the myelin coating on neural fibers within the cerebral cortex, especially in the frontal lobes and the corpus callosum. Reduced myelination appears as small, high-intensity bright spots within fMRIs (Raz et al., 2007). The bright spots, a sign of deteriorating neuronal connections, are believed to be caused by reduced cerebral blood flow (often associated with high blood pressure and atherosclerosis). Extent of myelin breakdown, however, does not consistently predict decrements in reaction time or other cognitive functions (Rodrigue & Kennedy, 2011).

Another approach to age-related cognitive slowing, the **information-loss view**, suggests that older adults experience greater loss of information as it moves through the cognitive system. As a result, the whole system must slow down to inspect and interpret the information. Imagine making a photocopy, then using it to make another copy. Each subsequent copy is less clear. Similarly, with each step of thinking, information degrades. The older the adult, the more exaggerated this effect (Myerson et al., 1990). Complex tasks, which have more processing steps, are more affected by information loss. Possibly, multiple neural changes that vary across individuals underlie such information loss and associated declines in processing speed (Hartley, 2006; Salthouse, 2011).

What is clear is that processing speed predicts adults' performance on many tests of complex abilities. The slower their reaction time, the lower people's scores on tests of memory, reasoning, and problem solving, with relationships greater for fluid- than crystallized-ability items (Finkel et al., 2007; Salthouse, 2006). Indeed, as adults get older, correlations between processing speed and other cognitive performances strengthen (see Figure 15.6). This suggests that processing speed contributes broadly to declines in cognitive functioning, which become more widespread and pronounced with aging (Li et al., 2004).

Yet as Figure 15.6 shows, processing speed correlates only moderately with older adults' performances, including fluid-ability tasks. And it is not the only major predictor of age-related cognitive changes. Other factors—declines in vision and hearing and in attentional resources, inhibition, working-memory capacity, and use of memory strategies—also predict diverse age-related cognitive performances (Hartley, 2006; Luo & Craik, 2008). Nevertheless, processing speed, as we will see in the following sections, does contribute to the decrements in attention and memory just mentioned (Levitt, Fugelsang, & Crossley, 2006). But disagreement persists over whether age-related cognitive changes have just one common cause, best represented by processing speed, or multiple independent causes.

Furthermore, processing speed is a weak predictor of the skill with which older adults perform complex, familiar tasks in

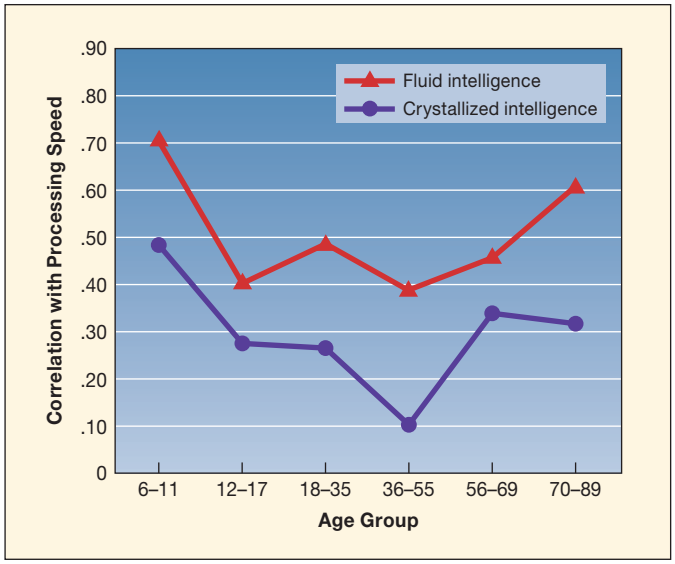

FIGURE 15.6 Age-related changes in correlations of processing speed with measures of fluid and crystallized intelligence. Correlations are higher at younger and at older ages. During childhood, gains in processing speed support development of other abilities and are related to mental test performance (see Chapter 9, page 302). As people age, declines in processing speed limit many abilities, but more so for fluid than crystallized skills. Note, however, that even at the oldest ages, correlations between processing speed and other abilities are moderate. (From S.-C. Li et al., 2004, "Transformations in the Couplings Among Intellectual Abilities and Constituent Cognitive Processes Across the Life Span," *Psychological Science, 15,* p. 160. Copyright © 2004, Sage Publications. Reprinted by Permission of SAGE Publications.)

everyday life, which they continue to do with considerable proficiency. Devin, for example, played a Mozart quartet on his cello with great speed and dexterity, keeping up with three other players 10 years his junior. How did he manage? Compared with the others, he more often looked ahead in the score (Krampe & Charness, 2007). Using this compensatory approach, he could prepare a response in advance, thereby minimizing the importance of speed. In one study, researchers asked 19- to 72-year-olds to perform a variety of typing tasks and also tested their reaction time. Although reaction time slowed with age, typing speed did not change (Salthouse, 1984). Like Devin, older typists look further ahead in the material to be typed, anticipating their next keystrokes. Knowledge and experience can also compensate for impairments in processing speed. Devin's many years of playing the cello undoubtedly supported his ability to play swiftly and fluidly.

Because older adults find ways to compensate for cognitive slowing on familiar tasks, their reaction time is considerably better on verbal items (indicating as quickly as possible whether a string of letters forms a word) than on nonverbal items (responding to a light or other signal) (Hultsch, MacDonald, & Dixon, 2002; Verhaeghen & Cerella, 2008). Finally, as we will see in Chapter 17, older adults' processing speed can be improved through training, though age differences remain.

Attention

Studies of attention focus on how much information adults can take into their mental systems at once; the extent to which they can attend selectively, ignoring irrelevant information; and the ease with which they can adapt their attention, switching from one task to another as the situation demands. When Dottie telephoned, Trisha sometimes tried to prepare dinner or check her e-mail inbox while talking on the phone. But with age, she found it harder to engage in the two activities simultaneously.

Consistent with Trisha's experience, laboratory research reveals that sustaining two tasks at once, when at least one of the tasks is complex, becomes more challenging with age. Older adults have difficulty even when they have recently engaged in extensive practice of one of the activities and it is therefore expected to be automatic (Maquestiaux et al., 2010). An age-related decrement also occurs in the ability to focus on relevant information and to switch back and forth between mental operations, such as judging one of a pair of numbers as "odd or even" on some trials, "more or less" on others (Kramer & Kray, 2006; Verhaeghen & Cerella, 2008).

These declines in attention might be due to the slowdown in information processing described earlier, which limits the amount of information a person can focus on at once (Allen, Ruthruff, & Lien, 2007; Verhaeghen, 2012). Reduced processing speed may also contribute to a related finding: a decrement with age in the ability to combine many pieces of visual information into a meaningful pattern. When the mind inspects stimuli slowly, they are more likely to remain disconnected (Pilz, Bennett, & Sekuler, 2010; Plude & Doussard-Roosevelt, 1989). This problem, in turn, can intensify attentional difficulties.

As adults get older, *inhibition*—resistance to interference from irrelevant information—is also harder (Gazzaley et al., 2005; Hasher, Lustig, & Zacks, 2007). On *continuous performance tasks,* in which participants are shown a series of stimuli on a computer screen and asked to press the space bar only after a particular sequence occurs (for example, the letter *K* immediately followed by the letter *A*), performance declines steadily from the thirties into old age, with older adults making more errors of commission (pressing the space bar in response to incorrect letter sequences). And when extraneous noise is introduced, errors of omission (not pressing the space bar after a *K–A* sequence) also rise with age (Mani, Bedwell, & Miller, 2005). In everyday life, inhibitory difficulties cause older adults to appear distractible—inappropriately diverted from the task at hand by a thought or a feature of the environment.

Again, adults can compensate for these changes. People highly experienced in attending to critical information and performing several tasks at once, such as air traffic controllers and pilots, know exactly what to look for. As a result, they show smaller age-related attentional declines (Tsang & Shaner, 1998). Similarly, older adults focus on relevant information and handle two tasks proficiently when they have extensively practiced those activities over their lifetimes (Kramer & Madden, 2008).

© ELLIOTT FRANKS/ARENAPAL/TOPHAM/THE IMAGE WORKS

Conductors and teachers must focus on relevant information within a complex field of stimulation and divide their attention among competing tasks—well-practiced skills that may help slow age-related declines in attention.

Finally, practice can improve the ability to divide attention between two tasks, selectively focus on relevant information, and switch back and forth between mental operations. When older adults receive training in these skills, their performance improves as much as that of younger adults, although training does not close the gap between age groups (Bherer et al., 2006; Erickson et al., 2007; Kramer, Hahn, & Gopher, 1998).

Memory

Memory is crucial for all aspects of information processing—an important reason that we place great value on a good memory in middle and late adulthood. From the twenties into the sixties, the amount of information people can retain in working memory diminishes. Whether given lists of words or digits (verbal tasks) or serial location stimuli (spatial tasks involving retaining each location on a screen of a series of stimuli), middle-aged and older adults recall less than young adults, although verbal memory suffers much less than spatial memory (Hale et al., 2011; Old & Naveh-Benjamin, 2008a). Verbal memory may be better preserved because the older adults tested have previously formed and often used verbal representations of the to-be-learned information (Kalpouzos & Nyberg, 2012). The necessary spatial representations, in contrast, are far less familiar.

These changes are affected by a decline in use of memory strategies. Older individuals rehearse less than younger individuals—a difference believed to be due to a slower rate of thinking (Salthouse, 1996). Older people cannot repeat new information to themselves as quickly as younger people. A reduction in basic working-memory capacity is another influence, leading to difficulties in retaining to-be-remembered items and processing them at the same time (Basak & Verhaeghen, 2011).

Memory strategies of organization and elaboration, which require people to link incoming information with already stored information, are also applied less often and less effectively with age (Dunlosky & Hertzog, 2001; Troyer et al., 2006). An additional reason older adults are less likely to use these techniques is that they find it harder to retrieve information from long-term memory that would help them recall. For example, given a list of words containing *parrot* and *blue jay,* they don't immediately access the category "bird," even though they know it well (Hultsch et al., 1998). Why does this happen? Greater difficulty keeping one's attention on relevant information seems to be involved (Hasher, Lustig, & Zacks, 2007). As irrelevant stimuli take up space in working memory, less is available for the memory task at hand.

But keep in mind that the memory tasks given by researchers require strategies that many adults seldom use and may not be motivated to use, since most are not in school (see Chapter 9, page 306). When a word list has a strong category-based structure, older adults organize as well as younger adults do (Naveh-Benjamin, 2000; Naveh-Benjamin et al., 2005). And when given training in strategic memorizing, middle-aged and older people use strategies willingly, and they show improved performance over long periods, though age differences remain (Derwinger, Neely, & Bäckman, 2005).

Furthermore, tasks can be designed to help older people compensate for age-related declines in working memory—for example, by slowing the pace at which information is presented or cuing the link between new and previously stored information ("To learn these words, try thinking of the category 'bird'") (Hay & Jacoby, 1999). In one study, adults ranging in age from 19 to 68 were shown a video and immediately tested on its content (a pressured, classroomlike condition). Then they were given a packet of information on the same topic as the video to study at their leisure and told to return three days later to be tested (a self-paced condition) (Beier & Ackerman, 2005). Performance declined with age only in the pressured condition, not in the self-paced condition. And although topic-relevant knowledge predicted better recall in both conditions, it did so more strongly in the self-paced condition, which granted participants ample time to retrieve and apply what they already knew.

LOOK AND LISTEN

Ask several adults in their fifties or early sixties to list their top three everyday memory challenges and to explain what they do to enhance recall. How knowledgeable are these midlifers about effective memory strategies? ●

As these findings illustrate, assessing older adults in highly structured, constrained conditions substantially underestimates what they can remember when given opportunities to pace and direct their own learning. (Refer to the Social Issues: Education box on the following page for a "dramatic" illustration.) When we consider the variety of memory skills we call on in daily life, the decrements just described are limited in scope. General *factual knowledge* (such as historical events), *procedural*

Social Issues: Education

The Art of Acting Improves Memory in Older Adults

Actors face a daunting task: They must memorize massive quantities of dialogue and then reproduce it accurately and spontaneously, as if they genuinely mean what they say. No wonder the most common question asked of actors is, "How did you learn all those lines?"

Interviews with professional actors reveal that most don't memorize lines in the way students typically learn a historic speech or a poem in school—by rote, or rehearsing the lines many times. Instead, they focus on the meaning of the words, an approach that produces much better recall. First, they analyze the script for the character's intentions, breaking it down into what they call "beats"—small, goal-directed chunks of dialogue. Then they represent the role as a sequence of goals, one leading to the next. When actors recall this chain of goals, lines become easier to remember (Noice & Noice, 2006). For example, one actor divided a half-page of dialogue into three beats: "to put [the other character] at ease," "to start a conversation with him," "to flatter/draw him out."

To create a beat sequence, actors engage in extensive elaboration of dialogue segments. For example, to the line, "Perhaps he's in love with me but doesn't know it," an actor might create a visual image of an uncertain lover, relate the material to a past love affair of her own, and match her own mood to feeling tone of the statement. Deep elaborative processing of the dialogue segment, along with analysis of its beat goal, yields substantial verbatim recall without rote memorization.

Actors' script learning is so successful that on stage, they are free to "live in the moment," focusing on communicating authentic meaning through action, emotion, and utterance while speaking verbatim lines. This intermodal integration of spoken word with facial expression, tone of voice, and body language contributes further to script retention.

Can aging adults benefit from exercises that teach the essence of acting—thorough mastery of a script, enabling complete immersion in performance? To find out, researchers gave middle-aged and older adults nine 90-minute cognitively demanding group sessions of theater training over a month's time. Each session required them to analyze the goals of brief scenes so they could become fully engrossed in acting out their meaning (Noice, Noice, & Staines, 2004). Compared with no-intervention controls, theater-training participants showed greater gains on tests of working-memory capacity, word recall, and problem solving—improvements still evident four months after the intervention ended.

The theater training required highly effortful intermodal processing, which may explain its cognitive benefits. fMRI research indicates that deeply processing verbal meanings strongly activates certain areas in the frontal lobes of the cerebral cortex in middle-aged adults, restoring them to patterns close to those of young adults (Park, 2002). These findings lend neurobiological support to the power of acting, with its challenging intermodal processing of meaning, to enhance human memory.

© JESSE FOLKS

These community-theater actors master their lines through deep, elaborate processing of goal-oriented segments of dialogue. Teaching these script-learning techniques to aging adults yields lasting gains in memory performance.

knowledge (such as how to drive a car or solve a math problem), and knowledge related to one's occupation either remain unchanged or increase into midlife.

Furthermore, middle-aged people who have trouble recalling something often draw on decades of accumulated *metacognitive knowledge* about how to maximize memory—reviewing major points before an important presentation, organizing notes and files so information can be found quickly, and parking the car in the same area of the parking lot each day. Research confirms that aging has little impact on metacognitive knowledge and the ability to apply such knowledge to improve learning (Hertzog & Dunlosky 2011; Schwartz & Frazier, 2005).

In sum, age-related changes in memory vary widely across tasks and individuals as people use their cognitive capacities to meet the requirements of their everyday worlds. ***TAKE A MOMENT...*** Does this remind you of Sternberg's *theory of successful intelligence,* described in Chapter 9—in particular, his notion of *practical intelligence* (see page 311)? Intelligent people adapt their information-processing skills to fit with their personal desires and the demands of their environments. Therefore, to understand memory development (and other aspects of cognition) in adulthood, we must view it in context. As we turn to problem solving, expertise, and creativity, we will encounter this theme again.

Practical Problem Solving and Expertise

One evening, as Devin and Trisha sat in the balcony of the Chicago Opera House awaiting curtain time, the announcement came that 67-year-old Ardis Krainik, the opera company's general director and "life force," had died. After a shocked hush, members of the audience began turning to one another, asking about the woman who had made the opera company into one of the world's greatest.

Starting as a chorus singer and clerk typist, Ardis rose rapidly through the ranks, becoming assistant to the director and developing a reputation for tireless work and unmatched organizational skill. When the opera company fell deeply in debt, Ardis—now the newly appointed general director—erased the deficit within a year and restored the company's sagging reputation. She charmed donors into making large contributions, attracted world-class singers, and filled the house to near capacity.

Ardis's story is a dramatic one, but all middle-aged adults encounter opportunities to display continued cognitive growth in the realm of **practical problem solving**, which requires people to size up real-world situations and analyze how best to achieve goals that have a high degree of uncertainty. Gains in *expertise*—an extensive, highly organized, and integrated knowledge base that can be used to support a high level of performance—help us understand why practical problem solving takes this leap forward.

The development of expertise is under way in early adulthood and reaches its height in midlife, leading to highly efficient and effective approaches to solving problems that are organized around abstract principles and intuitive judgments. Saturated with experience, the expert intuitively feels when an approach to a problem will work and when it will not. This rapid, implicit application of knowledge is the result of years of learning, experience, and effortful practice (Birney & Sternberg, 2006; Krampe & Charness, 2007). It cannot be assessed by laboratory tasks or mental tests that do not call on this knowledge.

Expertise is not just the province of the highly educated and of those who rise to the top of administrative ladders. In a study of food service workers, researchers identified the diverse ingredients of expert performance in terms of physical skills (strength and dexterity); technical knowledge (of menu items, ordering, and food presentation); organizational skills (setting priorities, anticipating customer needs); and social skills (confident presentation and a pleasant, polished manner). Next, 20- to 60-year-olds with fewer than two to more than ten years of experience were evaluated on these qualities. Although physical strength and dexterity declined with age, job knowledge and organizational and social skills increased (Perlmutter, Kaplan, & Nyquist, 1990). Compared to younger adults with similar years of experience, middle-aged employees performed more competently, serving customers in especially adept, attentive ways.

Age-related advantages are also evident in solutions to everyday problems (Denney, 1990; Denney & Pearce, 1989). ***TAKE A MOMENT...*** Consider the following dilemma:

> What would you do if you had a landlord who refused to make some expensive repairs you want done because he or she thinks they are too costly?
>
> **a.** Try to make the repairs yourself.
> **b.** Try to understand your landlord's view and decide whether they are necessary repairs.
> **c.** Try to get someone to settle the dispute between you and your landlord.
> **d.** Accept the situation and don't dwell on it. (Cornelius & Caspi, 1987, p. 146)

In this example, the preferred choice is (b), a problem-centered approach that involves seeking information and using it to guide action. From middle age on, adults place greater emphasis on thinking through a practical problem with multiple potential solutions—trying to understand it better, interpreting it from different perspectives, and solving it through logical analysis. On such tasks, middle-aged and older adults select strategies that (as rated by independent judges) are at least as good as and sometimes better than those of young adults (Kim & Hasher, 2005; Mienaltowski, 2011). Perhaps for this reason, they are more rational decision makers—less likely than young adults to select attractive-looking options that, on further reflection, are not the best.

Creativity

As noted in Chapter 13, creative accomplishment tends to peak in the late thirties or early forties and then decline, but with considerable variation across individuals and disciplines. Some people produce highly creative works in later decades: In her early sixties, Martha Graham choreographed *Clytemnestra,* recognized as one of the great full-length modern-dance dramas. Igor Stravinsky composed his last major musical work at age 84. Charles Darwin finished *On the Origin of Species* at age 50 and continued to write groundbreaking books and papers in his sixties and seventies. Harold Gregor, who painted the dazzling image on the cover of this book, continues to invent new styles and to be a highly productive artist at age 83. And as with problem solving, the *quality* of creativity may change with advancing age—in at least three ways.

First, youthful creativity in literature and the arts is often spontaneous and intensely emotional, while creative works produced after age 40 often appear more deliberately thoughtful (Lubart & Sternberg, 1998). Perhaps for this reason, poets produce their most frequently cited works at younger ages than do authors of fiction and nonfiction (Cohen-Shalev, 1986). Poetry depends more on language play and "hot" expression of feelings, whereas story- and book-length works require extensive planning and molding.

Second, with age, many creators shift from generating unusual products to combining extensive knowledge and expe-

© BRIANA ORR



In midlife, creativity often shifts to more altruistic goals. Author Masha Hamilton's travels to northeastern Kenya to research her novel, *The Camel Bookmobile,* led her to help organize the Camel Book Drive. It has funded the purchase of camels, books, and equipment for nomadic schools in the area.

rience into unique ways of thinking (Abra, 1989; Sasser-Coen, 1993). Creative works by older adults more often sum up or integrate ideas. Mature academics typically devote less energy to new discoveries in favor of writing memoirs, histories of their field, and other reflective works. And in older creators' novels, scholarly writings, and commentaries about their paintings and musical compositions, learning from life experience and living with old age are common themes (Beckerman, 1990; Lindauer, Orwoll, & Kelley, 1997; Sternberg & Lubart, 2001).

Finally, creativity in middle adulthood frequently reflects a transition from a largely egocentric concern with self-expression to more altruistic goals (Tahir & Gruber, 2003). As the middle-aged person overcomes the youthful illusion that life is eternal, the desire to give to humanity and enrich the lives of others increases.

Taken together, these changes may contribute to an overall decline in creative output in later decades. In reality, however, creativity takes new forms.

Information Processing in Context

Cognitive gains in middle adulthood are especially likely in areas involving experience-based buildup and transformation of knowledge and skills. As the evidence just reviewed confirms, processing speed varies with the situation. When given challenging real-world problems related to their expertise, middle-aged adults are likely to win out in both efficiency and excellence of thinking. Furthermore, on tasks and test items relevant to their real-life endeavors, intelligent, cognitively active midlifers respond as competently and nearly as quickly as their younger counterparts do!

By middle age, people's past and current experiences vary enormously—more so than in previous decades—and thinking is characterized by an increase in specialization as people branch out in various directions. Yet to reach their cognitive potential, adults must have opportunities for continued growth. Let's see how vocational and educational environments can support cognition in midlife.

ASK YOURSELF

REVIEW How do slowing of cognitive processing, reduced working-memory capacity, and difficulties with inhibition affect memory in midlife? What can older adults do to compensate for these declines?

CONNECT In which aspects of cognition did Devin decline, and in which did he gain? How do changes in Devin's thinking reflect assumptions of the lifespan perspective?

APPLY Asked about hiring middle-aged sales personnel, a department store manager replied, "They're my best employees!" Why does this manager find older employees desirable, despite age-related declines in processing speed, attention, and working memory?

Vocational Life and Cognitive Development

Vocational settings are vital contexts for maintaining previously acquired skills and learning new ones. Yet work environments vary in the degree to which they are cognitively stimulating and promote autonomy. And inaccurate, negative stereotypes of age-related problem-solving and decision-making skills can result in older employees being assigned less challenging work.

Recall from Chapter 13 that cognitive and personality characteristics affect occupational choice. Once a person is immersed in a job, it influences cognition. In a study of a large sample of U.S. men in diverse occupations, researchers asked about the complexity and self-direction of their jobs. During the interview, they also assessed cognitive flexibility, based on logical reasoning, awareness of both sides of an issue, and independence of judgment. Two decades later, the job and cognitive variables were remeasured, permitting a look at their effects on each other (Schooler, Mulatu, & Oates, 2004). Findings revealed that complex work augmented later cognitive flexibility more than cognitive flexibility influenced preference for complex work.

Similar findings emerged in large-scale studies carried out in Japan and Poland—cultures quite different from the United States (Kohn, 2006; Kohn et al., 1990; Kohn & Slomczynski, 1990). In each nation, having a stimulating, nonroutine job helped explain the relationship between SES and flexible, abstract thinking. Furthermore, people in their fifties and early

sixties benefit cognitively from challenging work just as much as those in their twenties and thirties (Avolio & Sosik, 1999; Miller, Slomczynski, & Kohn, 1985).

Mentally stimulating work requires middle-aged and older adults to grapple with novel situations. Research suggests that continuously confronting complex, novel tasks contributes importantly to cognitive development, predicting gains in cognitive flexibility and reducing the age-related decline in fluid abilities (Bowen, Noack, & Staudinger, 2011). Once again, we are reminded of the plasticity of development. Cognitive flexibility is responsive to work experiences well into middle adulthood and perhaps beyond. Designing jobs to promote intellectual stimulation and challenge may be a powerful means of fostering higher cognitive functioning later in the lifespan.

Adult Learners: Becoming a Student in Midlife

Adults are returning to undergraduate and graduate study in record numbers. During the past three decades, students age 25 and older in U.S. colleges and universities increased from 27 to 39 percent of total enrollment, with an especially sharp rise in those over age 35 (U.S. Department of Education, 2012). Life transitions often trigger a return to formal education, as with Devin and Trisha's friend Anya, who entered a nursing program after her last child left home. Early marriage (which often disrupts women's educational pathways), divorce, widowhood, a job layoff, a family move, a youngest child reaching school age, older children entering college, and rapid changes in the job market are other events that commonly precede reentry (Hostetler, Sweet, & Moen, 2007; Moen & Roehling, 2005). Among a sample of African-American women, additional motivations included serving as a role model for children and enriching their ethnic community as a whole (Coker, 2003).

AP IMAGES/NANCY PALMIERI

This 50-year-old, a full-time undergraduate at Mount Holyoke College, is one of many nontraditional students in U.S. colleges and universities. Appropriate academic advising and encouragement from family members, friends, and faculty help middle-aged learners succeed.

Characteristics of Returning Students

About 60 percent of adult learners are women (U.S. Department of Education, 2012). As Anya's fear of not being able to handle class work suggests (see page 501), reentry women report feeling especially self-conscious, inadequate, and hesitant to talk in class (Compton, Cox, & Laanan, 2006). Their anxiety stems partly from not having practiced academic learning for many years and partly from negative aging and gender stereotypes—erroneous beliefs that traditional-age students are smarter or that men are more logical and therefore more academically capable. And for minority students, ethnic stereotypes about ability to learn and prejudicial treatment are also factors (Coker, 2003).

Role demands outside of school—from children, spouses, other family members, friends, and employers—pull many returning women in conflicting directions. Those reporting high psychological stress typically are single parents with limited financial resources, or married women with high career aspirations, young children, and nonsupportive partners (Deutsch & Schmertz, 2011; Padula & Miller, 1999). When couples fail to rework divisions of household and child-care responsibilities to accommodate the woman's return to school, marital satisfaction declines (Sweet & Moen, 2007). As a classmate remarked to Anya, "I tried keeping the book open and reading, cooking, and talking to the kids. It didn't work. So I had to say to Bill, 'Can't you put in a load of laundry once in a while, get home earlier on just some nights?' He forgets—I went through his going to graduate school!"

Because of multiple demands on their time, mature-age women tend to take fewer credits, experience more interruptions in their academic programs, and progress at a slower pace than mature-age men. Role overload is the most common reason for not completing their degrees (Jacobs & King, 2002). But many express high motivation to work through those difficulties, referring to the excitement of learning, to the fulfillment academic success brings, and to their hope that a college education will improve both their work and family lives (Kinser & Deitchman, 2007).

LOOK AND LISTEN

Interview a nontraditional student on your campus about the personal challenges and rewards of working toward a degree at a later age. ●

Supporting Returning Students

As these findings suggest, social supports for returning students can make the difference between continuing in school and dropping out. Adult students need family members and friends who encourage their efforts and enable them to find time for uninterrupted study. Anya's classmate explained, "My doubts subsided when one day, Bill volunteered, 'You take your books and do what you need to do. I can cook dinner and do the laundry.'" Institutional services for returning students are also essential. Personal relationships with faculty, peer networks enabling adults to build a social community with other non-

Applying What We Know

Facilitating Adult Reentry to College

Sources of Support	Description
Partner and children	Value and encourage educational efforts. Help with household tasks to permit time for uninterrupted study.
Extended family and friends	Value and encourage educational efforts.
Educational institution	Provide orientation programs and literature that inform adult students about services and social supports. Provide counseling and intervention addressing academic weaknesses, self-doubts about success, and matching courses to career goals. Facilitate peer networks through regular meetings, phone, and online contacts. Promote personal relationships with faculty. Encourage active engagement and discussion in classes and integration of course content with real-life experiences. Offer evening, Saturday, and off-campus classes and online courses. Provide financial aid for part-time students. Initiate campaigns to recruit returning students, including those from low-income families and ethnic minority groups. Help students with young children find child-care arrangements and provide on-campus child care.
Workplace	Value and encourage educational efforts. Offer flexible work schedules to make possible coordination of work, class, and family responsibilities.

traditional students who understand their daily struggles, conveniently scheduled evening and Saturday classes, online courses, and financial aid for part-time students increase the chances of academic success.

Although nontraditional students rarely require assistance in settling on career goals, they report a strong desire for help in choosing the most appropriate courses and for small, discussion-based classes that meet their learning and relationship needs. Academic advising and professional internship opportunities are vital. Students from low-SES backgrounds often need special assistance, such as academic tutoring, sessions in confidence building and assertiveness, and—in the case of ethnic minorities—help adjusting to styles of learning that are at odds with their cultural background.

Applying What We Know above suggests ways to facilitate adult reentry to college. When support systems are in place, most returning students reap great personal benefits and do well academically. Succeeding at coordinating education, family, and work demands leads to gains in self-efficacy and admiration from family members, friends, and co-workers (Chao & Good, 2004). Nontraditional students especially value forming new relationships, sharing opinions and experiences, and relating subject matter to their own lives. Their greater ability to integrate knowledge results in an enhanced appreciation of classroom experiences and assignments. And their presence in college classes provides valuable intergenerational contact. As younger students observe the capacities and talents of older classmates, unfavorable stereotypes of aging decline.

After finishing her degree, Anya secured a position as a parish nurse with creative opportunities to counsel members of a large congregation about health concerns. Education granted her new life options, financial rewards, and higher self-esteem as she reevaluated her own competencies. Sometimes (though not in Anya's case) these revised values and increased self-reliance can spark other changes, such as a divorce or a new intimate partnership (Esterberg, Moen, & Dempster-McClain, 1994). In middle adulthood as in earlier years, education transforms development, often profoundly reshaping the life course.

ASK YOURSELF

REVIEW In view of the impact of vocational and educational experiences on midlife cognitive development, evaluate the saying "You can't teach an old dog new tricks."

CONNECT Most high-level government and corporate positions are held by middle-aged and older adults rather than by young adults. What cognitive capacities enable mature adults to perform these jobs well?

APPLY Marcella completed one year of college in her twenties. Now, at age 42, she has returned to earn a degree. Plan a set of experiences for Marcella's first semester that will increase her chances of success.

REFLECT What range of services does your institution offer to support returning students? What additional supports would you recommend?

SUMMARY

PHYSICAL DEVELOPMENT

Physical Changes (p. 502)

Describe the physical changes of middle adulthood, paying special attention to vision, hearing, the skin, muscle–fat makeup, and the skeleton.

- The gradual physical changes begun in early adulthood continue in midlife, contributing to a revised physical self-image, with less emphasis on hoped-for gains and more on feared declines.
- Vision is affected by **presbyopia** (loss of the accommodative ability of the lens), reduced vision in dim light, increased sensitivity to glare, and diminished color discrimination. After age 40, risk of **glaucoma**, a buildup of pressure in the eye that damages the optic nerve, increases.
- Age-related hearing loss, or **presbycusis**, begins with a decline in detection of high frequencies and then spreads to other tones. Eventually, human speech becomes harder to decipher.

THOMAS BARWICK/STONE/GETTY IMAGES

- The skin wrinkles, loosens, and dries. Age spots develop, especially in women and in people exposed to the sun.
- Muscle mass declines and fat deposits increase, with notable sex differences in fat distribution. A low-fat diet and regular exercise, including resistance training, can offset both excess weight and muscle loss.
- Bone density declines, especially in women after menopause. Height loss and bone fractures can result.

Describe reproductive changes in both sexes during middle adulthood.

- The **climacteric** in women, which occurs gradually as estrogen production drops, concludes with **menopause**, often accompanied by emotional and physical symptoms. These reactions, however, vary widely with ethnicity, SES, physical health, psychological stress, and other factors.
- **Hormone therapy** can reduce the discomforts of menopause, but its use increases the risk of cardiovascular disease, certain cancers, and cognitive declines.
- Although sperm production continues throughout life, quantity of semen diminishes and erections become harder to attain and maintain. Drugs are available to combat impotence.

Health and Fitness (p. 508)

Discuss sexuality in middle adulthood and its association with psychological well-being.

- Frequency of sexual activity among married couples declines only slightly in middle adulthood. Intensity of sexual response diminishes due to physical changes of the climacteric. Most married people over age 50 find ways to overcome difficulties with sexual functioning.

Discuss cancer, cardiovascular disease, and osteoporosis, noting risk factors and interventions.

- The death rate from cancer multiplies tenfold from early to middle adulthood. A complex interaction of heredity, biological aging, and environment contributes to cancer. Today, nearly 60 percent of affected individuals are cured. Regular screenings and various preventive steps can reduce the incidence of cancer and cancer deaths.
- Despite a decline in recent decades, cardiovascular disease remains a major cause of death in middle adulthood, especially among men. Symptoms include high blood pressure, high blood cholesterol, atherosclerosis, heart attack, arrhythmia, and angina pectoris. Quitting smoking, reducing blood cholesterol, exercising, and reducing stress can decrease risk and aid in treatment.
- **Osteoporosis** affects 12 percent of people over age 50; most are postmenopausal women. Adequate calcium and vitamin D, weight-bearing exercise, resistance training, and bone-strengthening medications can help prevent and treat osteoporosis.

Discuss the association of hostility and anger with heart disease and other health problems.

- Expressed hostility, a component of the **Type A behavior pattern**, predicts heart disease and other health problems, largely due to physiological arousal associated with anger. Anger suppression is also related to health problems; a better alternative is to develop effective ways of handling stress and conflict.

Adapting to the Physical Challenges of Midlife (p. 514)

Discuss the benefits of stress management, exercise, and an optimistic outlook in dealing effectively with the physical challenges of midlife.

- Effective stress management includes both problem-centered and emotion-centered coping, depending on the situation; constructive approaches to anger reduction; and social support. In middle adulthood, people tend to cope with stress more effectively, often reporting lasting personal benefits.
- Regular exercise offers physical and psychological advantages, making it worthwhile for sedentary middle-aged people to begin exercising. Developing a sense of self-efficacy, choosing an appropriate exercise format, and having access to accessible, attractive, and safe exercise environments promote physical activity.

© BLEND IMAGES/ALAMY

- **Hardiness** is made up of three personal qualities: control, commitment, and challenge. By inducing a generally optimistic outlook, hardiness helps people cope with stress adaptively.

Explain the double standard of aging.

- Although negative stereotypes of aging discourage both men and women, middle-aged women are more likely to be viewed unfavorably, especially by men. New surveys suggest that this double standard is declining.

COGNITIVE DEVELOPMENT

Changes in Mental Abilities

(p. 517)

Describe cohort effects on intelligence revealed by Schaie's Seattle Longitudinal Study.

- Early cross-sectional research showed a peak in intelligence test performance at age 35 followed by a steep decline, whereas longitudinal evidence revealed modest gains in midlife. Using a sequential design, Schaie found that the cross-sectional, steep drop-off largely resulted from cohort effects, as each new generation experienced better health and education.

Describe changes in crystallized and fluid intelligence in middle adulthood, and discuss individual and group differences in intellectual development.

- **Crystallized intelligence**, which depends on accumulated knowledge and experience, gains steadily through middle adulthood. In contrast, **fluid intelligence**, which depends more on basic information-processing skills, begins to decline in the twenties.
- In the Seattle Longitudinal Study, perceptual speed shows steady, continuous decline. But other fluid skills, in addition to crystallized abilities, increase through middle adulthood, confirming that midlife is a time of peak performance on a variety of complex abilities.
- Large individual differences among middle-aged adults remind us that intellectual development is multidimensional, multidirectional, and plastic. Illness and unfavorable environments are linked to intellectual declines; stimulating occupations and leisure pursuits, flexible personalities, lasting marriages, good health, and economic advantage predict favorable cognitive development.
- Women outperform men on verbal tasks and perceptual speed, whereas men excel at spatial skills. Gains in certain intellectual skills by the baby boomers relative to the previous generation reflect advances in education, technology, environmental stimulation, and health care.

Information Processing

(p. 520)

How does information processing change in midlife?

- Speed of cognitive processing slows with age. According to the **neural network view**, as neuronal connections deteriorate, the brain adapts by forming new, less efficient synaptic connections. The **information-loss view** states that older adults experience greater loss of information as it moves through the cognitive system, resulting in slower processing to interpret the information.
- As processing speed slows, people perform less well on memory, reasoning, and problem-solving tasks, especially fluid-ability items. But other factors also predict age-related cognitive performances.
- Middle-aged people show declines in ability to divide their attention, focus on relevant stimuli, and switch from one task to another as the situation demands. Inhibition becomes harder, at times prompting distractibility.

© ELLIOTT FRANKS/ARENAPAL/ TOPHAM/THE IMAGE WORKS

- Adults in midlife retain less information in working memory, largely due to a decline in use of memory strategies. But training, improved design of tasks, and metacognitive knowledge enable older adults to compensate for age-related decrements.

Discuss the development of practical problem solving, expertise, and creativity in middle adulthood.

- Middle-aged adults display continued growth in **practical problem solving**, largely due to gains in expertise. Creativity becomes more deliberately thoughtful and often shifts from generating unusual products to integrating ideas, and from concern with self-expression to more altruistic goals.

Vocational Life and Cognitive Development

(p. 525)

Describe the relationship between vocational life and cognitive development.

- Well into middle adulthood, stimulating, complex work augments flexible, abstract thinking. It also reduces the age-related decline in fluid abilities.

Adult Learners: Becoming a Student in Midlife (p. 526)

Discuss the challenges that adults face in returning to college, ways to support returning students, and benefits of earning a degree in midlife.

- Adults are returning to college and graduate school in record numbers. The majority are women, often motivated by life transitions. Returning students must cope with a lack of recent practice at academic work, stereotypes of aging and ethnicity, and demands of multiple roles.
- Social support from family and friends and institutional services suited to their needs can help returning students succeed. Further education results in enhanced competencies, new relationships, intergenerational contact, and reshaped life paths.

Important Terms and Concepts

climacteric (p. 504)
crystallized intelligence (p. 518)
fluid intelligence (p. 518)
glaucoma (p. 503)
hardiness (p. 516)
hormone therapy (p. 506)
information-loss view (p. 520)
menopause (p. 504)
neural network view (p. 520)
osteoporosis (p. 512)
practical problem solving (p. 524)
presbycusis (p. 503)
presbyopia (p. 502)
Type A behavior pattern (p. 513)

chapter 16

HAGEN HOPKINS/GETTY IMAGES FOR NZOC

Midlife is a time of increased generativity—giving to and guiding younger generations. Charles Callis, director of New Zealand's Olympic Museum, shows visiting schoolchildren how to throw a discus. His enthusiastic demonstration conveys the deep sense of satisfaction he derives from generative activities.

Emotional and Social Development in Middle Adulthood

One weekend when Devin, Trisha, and their 24-year-old son, Mark, were vacationing together, the two middle-aged parents knocked on Mark's hotel room door. "Your dad and I are going off to see a crafts exhibit," Trisha explained. "Feel free to stay behind," she offered, recalling Mark's antipathy toward attending such events as an adolescent. "We'll be back around noon for lunch."

"That exhibit sounds great!" Mark replied. "I'll meet you in the lobby."

"Sometimes I forget he's an adult!" exclaimed Trisha as she and Devin returned to their room to grab their coats. "It's been great to have Mark with us—like spending time with a good friend."

PHOTOALTO/ODILON DIMIER/GETTY IMAGES

In their forties and fifties, Trisha and Devin built on earlier strengths and intensified their commitment to leaving a legacy for those who would come after them. When Mark faced a difficult job market after graduating from college, he returned home to live with Trisha and Devin and remained there for several years. With their support, he took graduate courses while working part-time, found steady employment in his late twenties, fell in love, and married in his mid-thirties. With each milestone, Trisha and Devin felt a sense of pride at having escorted a member of the next generation into responsible adult roles. Family activities, which had declined during Mark's adolescent and college years, increased as Trisha and Devin related to their son as an enjoyable adult companion. Challenging careers and more time for community involvement, leisure pursuits, and each other contributed to a richly diverse and gratifying time of life.

The midlife years were not as smooth for two of Trisha and Devin's friends. Fearing that she might grow old alone, Jewel frantically pursued her quest for an intimate partner. She attended singles events, registered with dating services, and traveled in hopes of meeting a like-minded companion. "I can't stand the thought of turning 50," she lamented in a letter to Trisha. Jewel also had compensating satisfactions—friendships that had grown more meaningful, a warm relationship with a nephew and niece, and a successful consulting business.

Tim, Devin's best friend from graduate school, had been divorced for over five years. Recently, he had met Elena and had come to love her deeply. But Elena was in the midst of major life changes. In addition to her own divorce, she was dealing with a troubled daughter, a career change, and a move away from the city that served as a

chapter outline

Erikson's Theory: Generativity versus Stagnation

- **SOCIAL ISSUES: HEALTH** Generative Adults Tell Their Life Stories

Other Theories of Psychosocial Development in Midlife

Levinson's Seasons of Life • Vaillant's Adaptation to Life • Is There a Midlife Crisis? • Stage or Life Events Approach

Stability and Change in Self-Concept and Personality

Possible Selves • Self-Acceptance, Autonomy, and Environmental Mastery • Coping with Daily Stressors • Gender Identity • Individual Differences in Personality Traits

- **BIOLOGY AND ENVIRONMENT** What Factors Promote Psychological Well-Being in Midlife?

Relationships at Midlife

Marriage and Divorce • Changing Parent–Child Relationships • Grandparenthood • Middle-Aged Children and Their Aging Parents • Siblings • Friendships

- **SOCIAL ISSUES: HEALTH** Grandparents Rearing Grandchildren: The Skipped-Generation Family

Vocational Life

Job Satisfaction • Career Development • Career Change at Midlife • Unemployment • Planning for Retirement

constant reminder of her unhappy past. Whereas Tim had reached the peak of his career and was ready to enjoy life, Elena wanted to recapture much of what she had missed in earlier decades, including opportunities to realize her talents. "I don't know where I fit into Elena's plans," Tim wondered aloud on the phone with Trisha.

With the arrival of middle adulthood, half or more of the lifespan is over. Increasing awareness of limited time ahead prompts adults to reevaluate the meaning of their lives, refine and strengthen their identities, and reach out to future generations. Most middle-aged people make modest adjustments in their outlook, goals, and daily lives. But a few experience profound inner turbulence and initiate major changes, often in an effort to make up for lost time. Together with advancing years, family and work transitions contribute greatly to emotional and social development.

More midlifers are addressing these tasks than ever before, now that the baby boomers have reached their forties, fifties, and sixties (see page 12 in Chapter 1 to review how baby boomers have reshaped the life course). Indeed, 45- to 54-year-olds are currently the largest age sector of the U.S. population, and they are healthier, better educated, and—despite the late-2000s recession—more financially secure than any previous midlife cohort (U.S. Census Bureau, 2012b; Whitbourne & Willis, 2006). As our discussion will reveal, they have brought increased self-confidence, social consciousness, and vitality—along with great developmental diversity—to this period of the lifespan.

A monumental survey called *Midlife Development in the United States (MIDUS),* conducted in the mid-1990s, has contributed enormously to our understanding of midlife emotional and social development. Conceived by a team of researchers spanning diverse fields, including psychology, sociology, anthropology, and medicine, the aim of MIDUS was to generate new knowledge on the challenges faced by middle-aged adults. Its nationally representative sample included over 7,000 U.S. 25- to 75-year-olds, enabling those in the middle years to be compared with younger and older individuals. Through telephone interviews and self-administered questionnaires, participants responded to over 1,100 items addressing wide-ranging psychological, health, and background factors, yielding unprecedented breadth of information in a single study (Brim, Ryff, & Kessler, 2005). The research endeavor also included "satellite" studies, in which subsamples of respondents were questioned in greater depth on key topics. And it has been extended longitudinally, with 75 percent of the sample recontacted at first follow-up, in the mid-2000s (Radler & Ryff, 2010).

MIDUS has greatly expanded our knowledge of the *multidimensional* and *multidirectional* nature of midlife change, and it promises to be a rich source of information about middle adulthood and beyond for many years to come. Hence, our discussion repeatedly draws on MIDUS, at times delving into its findings, at other times citing them alongside those of other investigations. Let's turn now to Erikson's theory and related research, to which MIDUS has contributed.

Erikson's Theory: Generativity versus Stagnation

Erikson's psychological conflict of midlife is called **generativity versus stagnation.** Generativity involves reaching out to others in ways that give to and guide the next generation. Recall from Chapter 14 that generativity is under way in early adulthood through work, community service, and childbearing and child rearing. Generativity expands greatly in midlife, when adults focus more intently on extending commitments beyond oneself (identity) and one's life partner (intimacy) to a larger group—family, community, or society. The generative adult combines the need for self-expression with the need for communion,

JEAN-MARC GIBOUX/GETTY IMAGES

Through his work with severely malnourished children in Niger, this nurse, affiliated with the Nobel Prize–winning organization Doctors Without Borders, integrates personal goals with a broader concern for society.

integrating personal goals with the welfare of the larger social world (McAdams & Logan, 2004). The resulting strength is the capacity to care for others in a broader way than previously.

Erikson (1950) selected the term *generativity* to encompass everything generated that can outlive the self and ensure society's continuity and improvement: children, ideas, products, works of art. Although parenting is a major means of realizing generativity, it is not the only means: Adults can be generative in other family relationships (as Jewel was with her nephew and niece), as mentors in the workplace, in volunteer endeavors, and through many forms of productivity and creativity.

Notice, from what we have said so far, that generativity brings together personal desires and cultural demands. On the personal side, middle-aged adults feel a need to be needed—to attain symbolic immortality by making a contribution that will survive their death (Kotre, 1999; McAdams, Hart, & Maruna, 1998). This desire may stem from a deep-seated evolutionary urge to protect and advance the next generation. On the cultural side, society imposes a social clock for generativity in midlife, requiring adults to take responsibility for the next generation through their roles as parents, teachers, mentors, leaders, and coordinators (McAdams & Logan, 2004). And according to Erikson, a culture's "belief in the species"—the conviction that life is good and worthwhile, even in the face of human destructiveness and deprivation—is a major motivator of generative action. Without this optimistic worldview, people would have no hope of improving humanity.

The negative outcome of this stage is stagnation: Once people attain certain life goals, such as marriage, children, and career success, they may become self-centered and self-indulgent. Adults with a sense of stagnation express their self-absorption in many ways—through lack of interest in young people (including their own children), through a focus on what they can get from others rather than what they can give, and through taking little interest in being productive at work, developing their talents, or bettering the world in other ways.

Some researchers study generativity by asking people to rate themselves on generative characteristics, such as feelings of duty to help others in need or obligation to be an involved citizen. Others ask open-ended questions about life goals, major high points, and most satisfying activities, rating people's responses for generative references. And still others look for generative themes in people's narrative descriptions of themselves (Keyes & Ryff, 1998a, 1998b; McAdams, 2006, 2011; Newton & Stewart, 2010; Rossi, 2001, 2004). Whichever method is used, generativity tends to increase in midlife. For example, in longitudinal and cross-sectional studies of college-educated women, and in an investigation of middle-aged adults diverse in SES, self-rated generativity rose throughout middle adulthood (see Figure 16.1). At the same time, participants expressed greater concern about aging, increased security with their identities, and a stronger sense of competence (Miner-Rubino, Winter, & Stewart, 2004; Stewart, Ostrove, & Helson, 2001; Zucker, Ostrove, & Stewart, 2002). As the Social Issues: Health box on page 534 illustrates, generativity is also a major unifying theme in middle-aged adults' life stories.

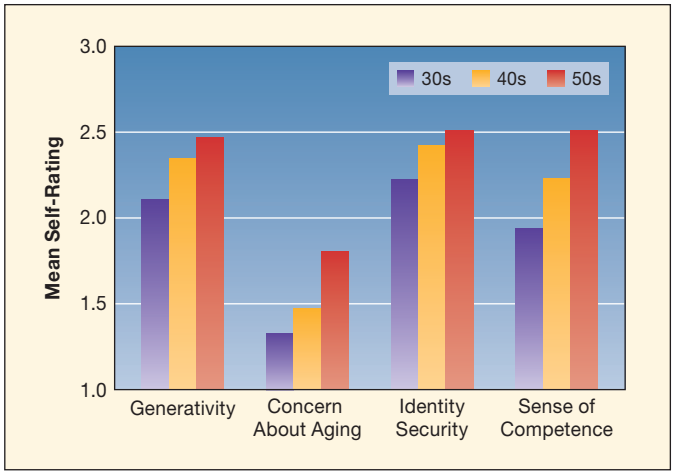

FIGURE 16.1 Age-related changes in self-rated generativity, concern about aging, identity security, and sense of competence. In a longitudinal study of over 300 college-educated women, self-rated generativity increased from the thirties to the fifties, as did concern about aging. The rise in generativity was accompanied by other indicators of psychological health—greater security with one's identity and sense of competence. (Adapted from Stewart, Ostrove, & Helson, 2001.)

Just as Erikson's theory suggests, highly generative people appear especially well-adjusted—low in anxiety and depression; high in autonomy, self-acceptance, and life satisfaction; and more likely to have successful marriages and close friends (Ackerman, Zuroff, & Moskowitz, 2000; An & Cooney, 2006; Grossbaum & Bates, 2002; Westermeyer, 2004). They are also more open to differing viewpoints, possess leadership qualities, desire more from work than financial rewards, and care greatly about the welfare of their children, their partner, their aging parents, and the wider society (Peterson, 2002; Peterson, Smirles, & Wentworth, 1997). Furthermore, generativity is associated with more effective child rearing—higher valuing of trust, open communication, transmission of generative values to children, and an authoritative style (Peterson, 2006; Peterson & Duncan, 2007; Pratt et al., 2008). Generative midlifers are also more involved in political activities, including voting, campaigning, and contacting public officials (Cole & Stewart, 1996).

Although these findings characterize adults of all backgrounds, individual differences in contexts for generativity exist. Having children seems to foster generative development in both men and women. In several studies, including the MIDUS survey, fathers scored higher in generativity than childless men (Marks, Bumpass, & Jun, 2004; McAdams & de St. Aubin, 1992; Snarey et al., 1987). Similarly, in an investigation of well-educated women from ages 43 to 63, those with family commitments (with or without a career) expressed greater generative concerns than childless women who were solely focused on their careers (Newton & Stewart, 2010). Parenting seems to spur especially tender, caring attitudes toward succeeding generations.

For low-SES men with troubled pasts as sons, students, workers, and intimate partners, fatherhood can provide a context for highly generative, positive life change (Roy & Lucas, 2006). At times, these fathers express this generativity as a

Social Issues: Health

Generative Adults Tell Their Life Stories

In research aimed at understanding how highly generative adults make sense of their lives, Dan McAdams and his colleagues interviewed two groups of midlifers: those who often behave generatively and those who seldom do. Participants were asked to relate their life stories, including a high point, a low point, a turning point, and important scenes from childhood, adolescence, and adulthood (McAdams, 2006, 2011; McAdams et al., 2001). Analyses of story lines and themes revealed that adults high and low in generativity reconstruct their past and anticipate their future in strikingly different ways.

Narratives of highly generative people usually contained an orderly sequence of events that the researchers called a commitment story, in which adults give to others as a means of giving back to family, community, and society (McAdams, 2006). The generative storyteller typically describes an early special advantage (such as a good family or a talent), along with early awareness of the suffering of others. This clash between blessing and suffering motivates the person to view the self as "called," or committed, to being good to others. In commitment stories, the theme of redemption is prominent. Highly generative adults frequently describe scenes in which extremely negative life events, involving frustration, failure, loss, or death, are redeemed, or made better, by good outcomes—personal renewal, improvement, and enlightenment.

Consider a story related by Diana, a 49-year-old fourth-grade teacher. Born in a small town to a minister and his wife, Diana was a favorite among the parishioners, who showered her with attention and love. When she was 8, however, her life hit its lowest point: As she looked on in horror, her younger brother ran into the street and was hit by a car; he died later that day. Afterward, Diana, sensing her father's anguish, tried—unsuccessfully—to be the "son" he had lost. But the scene ends on an upbeat note, with Diana marrying a man who forged a warm bond with her father and who became accepted "as his own son." One of Diana's life goals was to improve her teaching, because "I'd like to give something back . . . to grow and help others grow" (McAdams et al., 1997, p. 689). Her interview overflowed with expressions of generative commitment.

AP IMAGES/CHARLES KRUPA

Carlos Arredondo, who lost his older son in the Iraq War and his younger son to suicide, now travels the country, telling the story of how he overcame despair and committed himself to campaigning for peace in his sons' memory. After the Boston Marathon bombings in April 2013, Arredondo, a spectator, leapt into action and rescued this gravely injured bystander.

Whereas highly generative adults tell stories in which bad scenes turn good, less generative adults relate stories with themes of contamination, in which good scenes turn bad. For example, a good first year of college turns sour when a professor grades unfairly. A young woman loses weight and looks good but can't overcome her low self-esteem.

Why is generativity connected to life-story redemption events? First, some adults may view their generative activities as a way to redeem negative aspects of their lives. In a study of the life stories of ex-convicts who turned away from crime, many spoke of a strong desire to do good works as penance for their transgressions (Maruna, 2001; Maruna, LeBel, & Lanier, 2004). Second, generativity seems to entail the conviction that the imperfections of today can be transformed into a better tomorrow. Through guiding and giving to the next generation, mature adults increase the chances that the mistakes of the past will not happen again. Finally, interpreting one's own life in terms of redemption offers hope that hard work will lead to future benefits—an expectation that may sustain generative efforts of all kinds, from rearing children to advancing communities and societies.

Life stories offer insight into how people imbue their lives with meaning and purpose. Adults high and low in generativity do not differ in the number of positive and negative events included in their narratives. Rather, they interpret those events differently. Commitment stories, filled with redemption, involve a way of thinking about the self that fosters a caring, compassionate approach to others (McAdams & Logan, 2004). Such stories help people realize that although their own personal story will someday end, other stories will follow, due in part to their own generative efforts.

The more redemptive events adults include in their life stories, the higher their self-esteem, life satisfaction, and certainty that the challenges of life are meaningful, manageable, and rewarding (Lilgendahl & McAdams, 2011; McAdams, 2001). Researchers still have much to learn about factors that lead people to view good as emerging from adversity.

refusal to pass on their own history of suffering. As one former gang member, who earned an associate's degree and struggled to keep his teenage sons off the streets, explained, "I came through the depths of hell to try to be a father. I let my sons know, 'You're never without a daddy, don't you let anybody tell you that.' I tell them that if me and your mother separate, I make sure that wherever I go, I build something for you to come to" (p. 153).

Finally, compared with Caucasians, African Americans more often engage in certain types of generativity. They are more involved in religious groups and activities, offer more social support to members of their community, and are more likely to view themselves as role models and sources of wisdom for their children (Hart et al., 2001). A life history of strong support from church and extended family may strengthen these generative values and actions. Among Caucasian Americans, religiosity and spirituality are also linked to greater generative activity (Dillon & Wink, 2004; Son & Wilson, 2011; Wink & Dillon, 2008). Highly generative middle-aged adults often indicate that as children and adolescents, they internalized moral values rooted in a religious tradition and sustained their commitment to those values, which provided lifelong encouragement for generative action (McAdams, 2006). Especially in individualistic societies, belonging to a religious community or believing in a higher being may help preserve generative commitments.

Other Theories of Psychosocial Development in Midlife

Erikson's broad sketch of psychosocial change in midlife has been extended by Levinson and Vaillant. Let's revisit their theories, which were introduced in Chapter 14.

Levinson's Seasons of Life

Return to page 470 to review Levinson's eras (seasons of life). His interviews with adults revealed that middle adulthood begins with a transition, during which people evaluate their success in meeting early adulthood goals. Realizing that from now on, more time will lie behind than ahead, they regard the remaining years as increasingly precious. Consequently, some make drastic revisions in their life structure: divorcing, remarrying, changing careers, or displaying enhanced creativity. Others make smaller changes in the context of marital and occupational stability.

Whether these years bring a gust of wind or a storm, most people turn inward for a time, focusing on personally meaningful living (Neugarten, 1968b). According to Levinson, to reassess and rebuild their life structure, middle-aged adults must confront four developmental tasks. Each requires the individual to reconcile two opposing tendencies within the self, attaining greater internal harmony.

- *Young–old:* The middle-age person must seek new ways of being both young and old. This means giving up certain youthful qualities, transforming others, and finding positive meaning in being older. Perhaps because of the double standard of aging (see pages 516–517 in Chapter 15), most middle-aged women express concern about appearing less attractive as they grow older (Rossi, 2005). But middle-aged men—particularly non-college-educated men, who often hold blue-collar jobs requiring physical strength and stamina—are also highly sensitive to physical aging. In one study, they were more concerned about physical changes than both college- and non-college-educated women, who exceeded college-educated men (Miner-Rubino, Winter, & Stewart, 2004).

  Compared with previous midlife cohorts, U.S. baby boomers are especially interested in controlling physical changes—a desire that has helped energize a huge industry of anti-aging cosmetic products and medical procedures (Jones, Whitbourne, & Skultety, 2006; Lachman, 2004). And sustaining a youthful *subjective age* (feeling younger than one's actual age) is more strongly related to self-esteem and psychological well-being among American than Western-European middle-aged and older adults (Westerhof & Barrett, 2005; Westerhof, Whitbourne, & Freeman, 2012). In the more individualistic U.S. context, a youthful self-image seems more important for viewing oneself as self-reliant and capable of planning for an active, fulfilling late adulthood.
- *Destruction–creation:* With greater awareness of mortality, the middle-aged person focuses on ways he or she has acted destructively. Past hurtful acts toward parents, intimate partners, children, friends, and co-workers are countered by a strong desire to participate in activities that advance human welfare and leave a legacy for future generations. The image of a legacy can be satisfied in many ways—through charitable gifts, creative products, volunteer service, or mentoring young people.
- *Masculinity–femininity:* The middle-aged person must create a better balance between masculine and feminine parts of the self. For men, this means greater acceptance of "feminine" traits of nurturance and caring, which enhance close relationships and compassionate exercise of authority in the workplace. For women, it generally means being more open to "masculine" characteristics of autonomy and assertiveness. Recall from Chapter 8 that people who combine masculine and feminine traits have an androgynous gender identity. Later we will see that androgyny is associated with favorable personality traits and adjustment.
- *Engagement–separateness:* The middle-aged person must forge a better balance between engagement with the external world and separateness. For many men, and for women who have had successful careers, this may mean reducing concern with ambition and achievement and attending more fully to oneself. But women who have been devoted to child rearing or an unfulfilling job often feel compelled

to move in the other direction (Levinson, 1996). At age 48, Elena left her position as a reporter for a small-town newspaper, pursued an advanced degree in creative writing, accepted a college teaching position, and began writing a novel. Tim, in contrast, recognized his overwhelming desire for a gratifying romantic partnership. By scaling back his own career, he realized he could grant Elena the time and space she needed to build a rewarding work life—and that doing so might deepen their attachment to each other.

People who flexibly modify their identities in response to age-related changes yet maintain a sense of self-continuity are more aware of their own thoughts and feelings and are higher in self-esteem and life satisfaction (Jones, Whitbourne, & Skultety, 2006; Sneed et al., 2012). But adjusting one's life structure to incorporate the effects of aging requires supportive social contexts. When poverty, unemployment, and lack of a respected place in society dominate the life course, energies are directed toward survival rather than realistically approaching age-related changes. And even adults whose jobs are secure and who live in pleasant neighborhoods may find that employment conditions restrict possibilities for growth by placing too much emphasis on productivity and profit and too little on the meaning of work. In her early forties, Trisha left a large law firm, where she felt constant pressure to bring in high-fee clients and received little acknowledgment of her efforts, for a small practice.

Opportunities for advancement ease the transition to middle adulthood. Yet these are far less available to women than to men. Individuals of both sexes in blue-collar jobs also have few possibilities for promotion. Consequently, they make whatever vocational adjustments they can—becoming active union members, shop stewards, or mentors of younger workers (Christensen & Larsen, 2008; Levinson, 1978). Many men find compensating rewards in moving to the senior generation of their families.

Vaillant's Adaptation to Life

Whereas Levinson interviewed 35- to 45-year-olds, Vaillant (1977, 2002)—in his longitudinal research on well-educated men and women—followed participants past the half-century mark. Recall from Chapter 14 how adults in their late fifties and sixties extend their generativity, becoming "keepers of meaning," or guardians of their culture (see page 471). Vaillant reported that the most-successful and best-adjusted entered a calmer, quieter time of life. "Passing the torch"—concern that the positive aspects of their culture survive—became a major preoccupation.

In societies around the world, older people are guardians of traditions, laws, and cultural values. This stabilizing force holds in check too-rapid change sparked by the questioning and challenging of adolescents and young adults. As people approach the end of middle age, they focus on longer-term, less-personal goals, such as the state of human relations in their society. And they become more philosophical, accepting the fact that not all problems can be solved in their lifetime.

Is There a Midlife Crisis?

Levinson (1978, 1996) reported that most men and women in his samples experienced substantial inner turmoil during the transition to middle adulthood. Yet Vaillant (1977, 2002) saw few examples of crisis but, rather, slow and steady change. These contrasting findings raise the question of how much personal upheaval actually accompanies entry to midlife. Are self-doubt and stress especially great during the forties, and do they prompt major restructuring of the personality, as the term **midlife crisis** implies?

Consider the reactions of Trisha, Devin, Jewel, Tim, and Elena to middle adulthood. Trisha and Devin moved easily into this period, whereas Jewel, Tim, and Elena engaged in greater questioning of their situations and sought alternative life paths. Clearly, wide individual differences exist in response to midlife. ***TAKE A MOMENT...*** Now ask several individuals in their twenties and thirties whether they expect to encounter a midlife crisis between ages 40 and 50. You are likely to find that Americans often anticipate it, perhaps because of culturally induced apprehension of aging (Wethington, Kessler, & Pixley, 2004). Yet little evidence supports this view of middle age as a turbulent time.

When MIDUS participants were asked to describe "turning points" (major changes in the way they felt about an important aspect of their lives) that had occurred during the past five years, most of the ones reported concerned work. Women's work-related turning points peaked in early adulthood, when many adjusted their work lives to accommodate marriage and childrearing (see Chapter 14). The peak for men, in contrast, came at midlife, a time of increased career responsibility

AP IMAGES/THE REPORTER, KEITH VANDERVORT

Like many midlifers, elementary school teacher Jaime Malwitz modified his career in ways that resemble a turning point, not a crisis. He designed a scientist-in-residence program for elementary schools. Here he serves as a resident physicist, discussing a density experiment with a fifth grader.

and advancement. Other common turning points in early and middle adulthood were positive: They involved fulfilling a dream and learning something good about oneself (Wethington, Kessler, & Pixley, 2004). Overall, turning points rarely resembled midlife crises. Even negative work-related turning points generally led to personal growth—for example, a layoff that sparked a positive career change or a shift in energy from career to personal life.

Asked directly if they had ever experienced something they would consider a midlife crisis, only one-fourth of the MIDUS respondents said yes. And they defined such events much more loosely than researchers do. Some reported a crisis well before age 40, others well after age 50. And most attributed it not to age but rather to challenging life events (Wethington, 2000). Consistent with this view, Elena had considered both a divorce and a new career long before she initiated these changes. In her thirties, she separated from her husband; later she reconciled with him and told him that she desired to return to school, which he firmly opposed. She put her own life on hold because of her daughter's academic and emotional difficulties and her husband's resistance.

Another way of exploring midlife questioning is to ask adults about life regrets—attractive opportunities for career or other life-changing activities they did not pursue or lifestyle changes they did not make. In two investigations of women in their early forties, those who acknowledged regret without making life changes, compared to those who modified their lives, reported less favorable psychological well-being and poorer physical health over time (Landman et al., 1995; Stewart & Vandewater, 1999). The two groups did not differ in social or financial resources available to effect change. Rather, they differed in personality: Those who made changes were higher in confidence and assertiveness.

By late midlife, with less time ahead to make life changes, people's interpretation of regrets plays a major role in their well-being. Mature, contented adults acknowledge a past characterized by some losses, have thought deeply about them, and feel stronger because of them. At the same time, they are able to disengage from them, investing in current, personally rewarding goals (King & Hicks, 2007). Among a sample of several hundred 60- to 65-year-olds diverse in SES, about half expressed at least one regret. Compared to those who had not resolved their disappointments, those who had come to terms with them (accepted and identified some eventual benefits) or had "put the best face on things" (identified benefits but still had some lingering regret) reported better physical health and greater life satisfaction (Torges, Stewart, & Miner-Rubino, 2005).

In sum, life evaluation is common during middle age. Most people make changes that are best described as turning points rather than drastic alterations of their lives. Those who cannot modify their life paths often look for the "silver lining" in life's difficulties (King & Hicks, 2007; Wethington, Kessler, & Pixley, 2004). The few midlifers who are in crisis typically have had early adulthoods in which gender roles, family pressures, or low income and poverty severely limited their ability to fulfill personal needs and goals, at home or in the wider world.

Stage or Life Events Approach

That crisis and major restructuring in midlife are rare raises, once again, a question we considered in Chapter 14: Can adult psychosocial changes can be organized into stages, as Erikson's, Levinson's, and Vaillant's theories indicate? A growing number of researchers believe the midadult transition is not stagelike (Freund & Ritter, 2009; McCrae & Costa, 2003; Srivastava et al., 2003). Some regard it as simply an adaptation to normative life events, such as children growing up, reaching the crest of a career, and impending retirement.

Yet recall from earlier chapters that life events are no longer as age-graded as they were in the past. Their timing is so variable that they cannot be the sole cause of midlife change. Furthermore, in several studies, people were asked to trace their thoughts, feelings, attitudes, and hopes during early and middle adulthood. Psychosocial change, in terms of personal disruption followed by reassessment, coincided with both family life cycle events and chronological age. For this reason, most experts regard adaptation during midlife as the combined result of growing older and social experiences (Lachman, 2004; Sneed, Whitbourne, & Culang, 2006). ***TAKE A MOMENT...*** Return to our discussion of generativity and the midlife transition on page 533, and notice how both factors are involved.

Finally, in describing their lives, the large majority of middle-aged people report troubling moments that prompt new understandings and goals. As we look closely at emotional and social development in middle adulthood, we will see that this period, like others, is characterized by both continuity and change. Debate persists over whether midlife psychosocial changes are stagelike. With this in mind, let's turn to the diverse inner concerns and outer experiences that contribute to psychological well-being and decision making in midlife.

ASK YOURSELF

REVIEW What personal and cultural forces motivate generativity? Why does it increase and contribute vitally to favorable adjustment in midlife?

CONNECT How might the approach of many middle-aged adults to handling life regrets prevent the occurrence of midlife crises?

APPLY After years of experiencing little personal growth at work, 42-year-old Mel looked for a new job and received an attractive offer in another city. Although he felt torn between leaving close friends and pursuing a long-awaited career opportunity, after several weeks of soul searching, he took the new job. Was Mel's dilemma a midlife crisis? Why or why not?

REFLECT Think of a middle-aged adult whom you admire. Describe the various ways that individual expresses generativity.

Stability and Change in Self-Concept and Personality

Midlife changes in self-concept and personality reflect growing awareness of a finite lifespan, longer life experience, and generative concerns. Yet certain aspects of personality remain stable, revealing the persistence of individual differences established during earlier periods.

Possible Selves

On a business trip, Jewel found a spare afternoon to visit Trisha. Sitting in a coffee shop, the two women reminisced about the past and thought aloud about the future. "It's been tough living on my own and building the business," Jewel said. "What I hope for is to become better at my work, to be more community-oriented, and to stay healthy and available to my friends. Of course, I would rather not grow old alone, but if I don't find that special person, I suppose I can take comfort in the fact that I'll never have to face divorce or widowhood."

Jewel is discussing **possible selves,** future-oriented representations of what one hopes to become and what one is afraid of becoming. Possible selves are the temporal dimension of self-concept—what the individual is striving for and attempting to avoid. To lifespan researchers, these hopes and fears are just as vital in explaining behavior as people's views of their current characteristics. Indeed, possible selves may be an especially strong motivator of action in midlife, as adults attach increased meaning to time (Frazier & Hooker, 2006). As we age, we may rely less on social comparisons in judging our self-worth and more on temporal comparisons—how well we are doing in relation to what we had planned.

Throughout adulthood, the personality traits people assign to their current selves show considerable stability. A 30-year-old who says he is cooperative, competent, outgoing, or successful is likely to report a similar picture at a later age. But reports of possible selves change greatly. Adults in their early twenties mention many possible selves, and their visions are lofty and idealistic—being "perfectly happy," "rich and famous," "healthy throughout life," and not being "down and out" or "a person who does nothing important." With age, possible selves become fewer in number and more modest and concrete. Most middle-aged people no longer desire to be the best or the most successful. Instead, they are largely concerned with performance of roles and responsibilities already begun—"being competent at work," "being a good husband and father," "putting my children through the colleges of their choice," "staying healthy," and not being "a burden to my family" or "without enough money to meet my daily needs" (Bybee & Wells, 2003; Cross & Markus, 1991; Ryff, 1991).

What explains these shifts in possible selves? Because the future no longer holds limitless opportunities, adults preserve mental health by adjusting their hopes and fears. To stay motivated, they must maintain a sense of unachieved possibility, yet they must still manage to feel good about themselves and their lives despite disappointments (Lachman & Bertrand, 2002). For example, Jewel no longer desired to be an executive in a large company, as she had in her twenties. Instead, she wanted to grow in her current occupation. And although she feared loneliness in old age, she reminded herself that marriage can lead to equally negative outcomes, such as divorce and widowhood—possibilities that made not having attained an important interpersonal goal easier to bear.

Unlike current self-concept, which is constantly responsive to others' feedback, possible selves (though influenced by others) can be defined and redefined by the individual, as needed. Consequently, they permit affirmation of the self, even when things are not going well (Bolkan & Hooker, 2012). Researchers believe that possible selves may be the key to continued well-being in adulthood, as people revise these future images to achieve a better match between desired and achieved goals. Many studies reveal that the self-esteem of middle-aged and older individuals equals or surpasses that of younger people, perhaps because of the protective role of possible selves (Robins & Trzesniewski, 2005).

Self-Acceptance, Autonomy, and Environmental Mastery

An evolving mix of competencies and experiences leads to changes in certain aspects of personality during middle adulthood. In Chapter 15, we noted that midlife brings gains in expertise and practical problem solving. Middle-aged adults also offer more complex, integrated descriptions of themselves than do younger and older individuals (Labouvie-Vief, 2003). Furthermore, midlife is typically a period in which the number of social roles peaks—spouse, parent, worker, and engaged community member. And status at work and in the community typically rises, as adults take advantage of opportunities for leadership and other complex responsibilities (Helson, Soto, & Cate, 2006).

These changes in cognition and breadth of roles undoubtedly contribute to other gains in personal functioning. In research on adults ranging in age from the late teens into the seventies, and in cultures as distinct as the United States and Japan, three qualities increased from early to middle adulthood:

- *Self-acceptance:* More than young adults, middle-aged people acknowledged and accepted both their good and bad qualities and felt positively about themselves and life.
- *Autonomy:* Middle-aged adults saw themselves as less concerned about others' expectations and evaluations and more concerned with following self-chosen standards.
- *Environmental mastery:* Middle-aged people saw themselves as capable of managing a complex array of tasks easily and effectively (Karasawa et al., 2011; Ryff & Keyes, 1995).

As these findings indicate, midlife is generally a time of increased comfort with the self, independence, assertiveness, commitment to personal values, and life satisfaction (Helson, Jones, & Kwan, 2002; Keyes, Shmotkin, & Ryff, 2002; Stone et al., 2010). Perhaps because of this rise in overall psychological well-being, middle age is sometimes referred to as "the prime of life."

At the same time, factors contributing to psychological well-being differ substantially among cohorts, as self-reports gathered from 25- to 65-year-old MIDUS survey respondents reveal (Carr, 2004). Among women who were born during the baby-boom years or later, and who thus benefited from the women's movement, balancing career with family predicted greater self-acceptance and environmental mastery. But also consider that women born before or during World War II who sacrificed career to focus on child rearing—expected of young mothers in the 1950s and 1960s—were similarly advantaged in self-acceptance. Likewise, men who were in step with prevailing social expectations scored higher in well-being. Baby-boom and younger men who modified their work schedules to make room for family responsibilities—who fit their cohort's image of the "good father"—were more self-accepting. But older men who made this accommodation scored much lower in self-acceptance than those who focused on work and thus conformed to the "good provider" ideal of their times. (See the Biology and Environment box on pages 540–541 for additional influences on midlife psychological well-being.)

Notions of happiness, however, vary among cultures. In comparisons of Japanese and Korean adults with same-age U.S. MIDUS participants, the Japanese and Koreans reported lower levels of psychological well-being, largely because they were less willing than the Americans to endorse individualistic traits, such as self-acceptance and autonomy, as characteristic of themselves (Karasawa et al., 2011; Keyes & Ryff, 1998b). Consistent with their collectivist orientation, Japanese and Koreans' highest well-being scores were on positive relations with others. The Korean participants clarified that they viewed personal fulfillment as achieved through family, especially the success of children. Americans also regarded family relations as relevant to well-being but placed greater emphasis on their own traits and accomplishments than on their children's.

Coping with Daily Stressors

In Chapter 15, we discussed the importance of stress management in preventing illness. It is also vital for psychological well-being. In a MIDUS satellite study in which more than 1,000 participants were interviewed on eight consecutive evenings, researchers found an early- to mid-adulthood plateau in frequency of daily stressors, followed by a decline as work and family responsibilities ease and leisure time increases (see Figure 16.2) (Almeida & Horn, 2004). Women reported more frequent role overload (conflict among roles of employee, spouse, parent, and caregiver of an aging parent) and family-network and child-related stressors, men more work-related stressors, but both genders experienced all varieties. Compared with older people, young and midlife adults also perceived their stressors as more disruptive and unpleasant, perhaps because they often experienced several at once, and many involved financial risks and children.

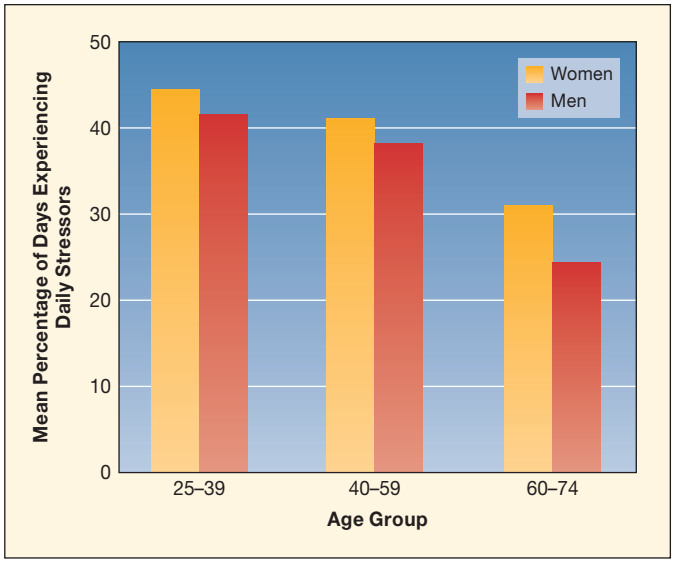

FIGURE 16.2 Age-related changes in daily stressors among men and women. In a MIDUS satellite study, researchers interviewed more than 1,000 adults on eight consecutive evenings. Findings revealed an early- to mid-adulthood plateau, followed by a decline as work and family responsibilities ease and leisure time increases. (From D. M. Almeida & M. C. Horn, 2004, "Is Daily Life More Stressful During Middle Adulthood?" in O. G. Brim, C. D. Ruff, and R. C. Kessler [Eds.], *How Healthy Are We? A National Study of Well-Being at Midlife.* Chicago: The University of Chicago Press, p. 438. Adapted by permission of The University of Chicago Press.)

But recall, also, from Chapter 15 that midlife brings an increase in effective coping strategies. Middle-aged individuals are more likely to identify the positive side of difficult situations, postpone action to permit evaluation of alternatives, anticipate and plan ways to handle future discomforts, and use humor to express ideas and feelings without offending others (Diehl, Coyle, & Labouvie-Vief, 1996). Notice how these efforts flexibly draw on both problem-centered and emotion-centered strategies.

Why might effective coping increase in middle adulthood? Other personality changes seem to support it. Complex, integrated, coherent self-descriptions—which increase in midlife, indicating an improved ability to blend strengths and weaknesses into an organized picture—predict a stronger sense of personal control over outcomes and good coping strategies (Hay & Diehl, 2010; Labouvie-Vief & Diehl, 2000). Midlife gains in emotional stability and confidence in handling life's problems may also contribute (Roberts et al., 2007; Roberts & Mroczek, 2008). These attributes predict work and relationship effectiveness—outcomes that reflect the sophisticated, flexible coping of middle age.

Biology and Environment

What Factors Promote Psychological Well-Being in Midlife?

© CULTURA CREATIVE/ALAMY

These yoga students express a sense of purpose and accomplishment. Maintaining an exercise regimen contributes greatly to midlife psychological well-being.

For Trisha and Devin, midlife brought contentment and high life satisfaction. But the road to happiness was rockier for Jewel, Tim, and Elena. What factors contribute to individual differences in psychological well-being at midlife? Consistent with the lifespan perspective, biological, psychological, and social forces are involved, and their effects are interwoven.

Good Health and Exercise

Good health affects energy and zest for life at any age. But during middle and late adulthood, taking steps to improve health and prevent disability becomes a better predictor of psychological well-being. Many studies confirm that engaging in regular exercise—walking, dancing, jogging, or swimming—is more strongly associated with self-rated health and a positive outlook in older than in younger adults (Bherer, 2012). Middle-aged people who maintain an exercise regimen are likely to perceive themselves as particularly active for their age and, therefore, to feel a special sense of accomplishment (Netz et al., 2005). In addition, physical activity enhances self-efficacy and effective stress management (see page 515 in Chapter 15).

Sense of Control and Personal Life Investment

Middle-aged adults who report a high sense of control over events in various aspects of their lives—health, family, and work—also report more favorable psychological well-being. Sense of control contributes further to self-efficacy. It also predicts use of more effective coping strategies, including seeking of social support, and thereby helps sustain a positive outlook in the face of health, family, and work difficulties (Lachman, Neupert, & Agrigoroaei, 2011).

Personal life investment—firm commitment to goals and involvement in pursuit of those goals—also adds to mental health and life satisfaction (Staudinger & Bowen, 2010). According to Mihaly Csikszentmihalyi, a vital wellspring of happiness is *flow*—the psychological state of being so engrossed in a demanding, meaningful activity that one loses all sense of time and self-awareness. People describe flow as the height of enjoyment, even as an ecstatic state. The more people experience flow, the more they judge their lives to be gratifying (Nakamura & Csikszentmihalyi, 2009). Although flow is common in people engaged in creative endeavors, many others report it—students who love studying, employees who like their jobs, adults involved in challenging leisure pursuits, and

Gender Identity

In her forties and early fifties, Trisha appeared more assertive at work. She spoke out more freely at meetings and took a leadership role when a team of lawyers worked on an especially complex case. She was also more dominant in family relationships, expressing her opinions to her husband and son more readily than she had 10 or 15 years earlier. In contrast, Devin's sense of empathy and caring became more apparent, and he was less assertive and more accommodating to Trisha's wishes than before.

Many studies report an increase in "masculine" traits in women and "feminine" traits in men across middle age (Huyck, 1990; James et al., 1995). Women become more confident, self-sufficient, and forceful, men more emotionally sensitive, caring, considerate, and dependent. These trends appear in cross-sectional and longitudinal research, in people varying in SES, and in diverse cultures—not just Western industrialized nations but also village societies such as the Maya of Guatemala, the Navajo of the United States, and the Druze of the Middle East (Fry, 1985; Gutmann, 1977; Turner, 1982). Consistent with Levinson's theory, gender identity in midlife becomes more androgynous—a mixture of "masculine" and "feminine" characteristics.

Although the existence of these changes is well-accepted, explanations for them are controversial. A well-known evolutionary view, **parental imperative theory,** holds that identification with traditional gender roles is maintained during the active parenting years to help ensure the survival of children. Men become more goal-oriented, while women emphasize nurturance (Gutmann & Huyck, 1994). After children reach adulthood, parents are free to express the "other-gender" side of their personalities.

parents and grandparents engaged in pleasurable learning activities with children. Flow depends on perseverance and skill at complex endeavors that offer potential for growth. These qualities are well-developed in middle adulthood.

Positive Social Relationships

Developing gratifying social ties is closely linked to midlife psychological well-being. In a survey of college alumni, those who preferred occupational prestige and high income to close friends were twice as likely as other respondents to describe themselves as "fairly" or "very" unhappy (Perkins, 1991, as cited by Myers, 2000).

Supportive relationships, especially with friends and relatives, improve mental health by promoting positive emotions and protecting against stress (Fiori, Antonucci, & Cortina, 2006; Powdthavee, 2008). Enjoyable social ties can even strengthen the impact of an exercise regimen on well-being. Among an ethnically diverse sample of women using a private gym or an African Caribbean community center, exercising with likeminded companions contributed to their happiness and life satisfaction (Wray, 2007). The social side of going to the gym appeared especially important to minority women, who were less concerned with physical-appearance benefits than their Caucasian agemates.

A Good Marriage

Although friendships are important, a good marriage boosts psychological well-being even more. The role of marriage in mental health increases with age, becoming a powerful predictor by late midlife (Marks, Bumpass, & Jun, 2004; Marks & Greenfield, 2009).

Longitudinal studies tracking people as they move in and out of intimate relationships suggest that marriage actually brings about well-being. For example, when interviews with over 13,000 U.S. adults were repeated five years later, people who remained married reported greater happiness than those who remained single. Those who separated or divorced became less happy, reporting considerable depression (Marks & Lambert, 1998). Couples who married for the first time experienced a sharp increase in happiness, those who entered their second marriage a modest increase.

Although not everyone is better off married, the link between marriage and well-being is similar in many nations, suggesting that marriage changes people's behavior in ways that make them better off (Diener et al., 2000; Lansford et al., 2005). Married partners monitor each other's health and offer care in times of illness. They also earn and save more money than single people, and higher income is modestly linked to psychological well-being (Myers, 2000; Waite, 1999). Furthermore, sexual satisfaction predicts mental health, and married couples have more satisfying sex lives than singles (see Chapter 13).

Mastery of Multiple Roles

Success in handling multiple roles—spouse, parent, worker, community volunteer—is linked to psychological well-being. In the MIDUS survey, as role involvement increased, both men and women reported greater environmental mastery, more rewarding social relationships, heightened sense of purpose in life, and more positive emotion. Furthermore, adults who occupied multiple roles and who also reported high control (suggesting effective role management) scored especially high in well-being—an outcome that was stronger for less-educated adults (Ahrens & Ryff, 2006). Control over roles may be vital for individuals with lower educational attainment, whose role combinations may be particularly stressful and who have fewer economic resources.

Finally, among nonfamily roles, community volunteering in the latter part of midlife contributes uniquely to psychological well-being (Choi & Kim, 2011; Ryff et al., 2012). It may do so by strengthening self-efficacy, generativity, and altruism.

But this biological account has been criticized. As we discussed in earlier chapters, parents need both warmth and assertiveness (in the form of firmness and consistency) to rear children effectively. And although children's departure from the home is related to men's openness to the "feminine" side of their personalities, the link to a rise in "masculine" traits among women is less apparent (Huyck, 1996, 1998). In longitudinal research, college-educated women in the labor force became more independent by their early forties, regardless of whether they had children; those who were homemakers did not. Women attaining high status at work gained most in dominance, assertiveness, and outspokenness by their early fifties (Helson & Picano, 1990; Wink & Helson, 1993). Furthermore, cohort effects can contribute to this trend: In one study, middle-aged women of the baby-boom generation—who experienced new career opportunities as a result of the women's movement—more often described themselves as having masculine and androgynous traits than did older women (Strough et al., 2007).

Additional demands of midlife may prompt a more androgynous orientation. For example, among men, a need to enrich a marital relationship after children have departed, along with reduced chances for career advancement, may be involved in the awakening of emotionally sensitive traits. Compared with men, women are far more likely to face economic and social disadvantages. A greater number remain divorced, are widowed, and encounter discrimination in the workplace. Self-reliance and assertiveness are vital for coping with these circumstances.

In sum, androgyny in midlife results from a complex combination of social roles and life conditions. In Chapter 8, we noted that androgyny predicts high self-esteem. In adulthood,

RAMIRO OLACIREGUI/GETTY IMAGES

In middle age, gender identity becomes more androgynous for both sexes. Men tend to show an increase in "feminine" traits, becoming more emotionally sensitive, caring, considerate, and dependent.

it is also associated with cognitive flexibility, creativity, advanced moral reasoning, and psychosocial maturity (Prager & Bailey, 1985; Runco, Cramond, & Pagnani, 2010; Waterman & Whitbourne, 1982). People who integrate the masculine and feminine sides of their personalities tend to be psychologically healthier, perhaps because they are able to adapt more easily to the challenges of aging.

Individual Differences in Personality Traits

Although Trisha and Jewel both became more self-assured and assertive in midlife, in other respects they differed. Trisha had always been more organized and hard-working, Jewel more gregarious and fun-loving. Once, the two women traveled together. At the end of each day, Trisha was disappointed if she had not kept to a schedule and visited every tourist attraction. Jewel liked to "play it by ear"—wandering through streets and stopping to talk with shopkeepers and residents.

In previous sections, we considered personality changes common to many middle-aged adults, but stable individual differences also exist. Through factor analysis of self-report ratings, the hundreds of personality traits on which people differ have been reduced to five basic factors, often referred to as the **"big five" personality traits:** neuroticism, extroversion, openness to experience, agreeableness, and conscientiousness. Table 16.1 provides a description of each. Notice that Trisha is high in conscientiousness, whereas Jewel is high in extroversion.

Longitudinal and cross-sectional studies of U.S. men and women reveal that agreeableness and conscientiousness increase from the teenage years through middle age, whereas neuroticism declines, and extroversion and openness to experience do not change or decrease slightly—changes that reflect "settling down" and greater maturity. Similar trends have been identified in more than fifty countries varying widely in cultural traditions, including Canada, Germany, Italy, Japan, Russia, and South Korea (McCrae & Costa, 2006; Roberts, Walton, & Viechtbauer, 2006; Schmitt et al., 2007; Soto et al., 2011; Srivastava et al., 2003). The consistency of these cross-cultural findings has led some researchers to conclude that adult personality change is genetically influenced. They note that individual differences in the "big five" traits are large and highly stable: A person who scores high or low at one age is likely to do the same at another, over intervals ranging from 3 to 30 years (McCrae & Costa, 2006).

How can there be high stability in personality traits, yet significant changes in aspects of personality discussed earlier? Studies of the "big five" traits include very large samples and typically do not examine the impact of a host of contextual factors—including life events, the social clock, and cultural values—that shape aspirations, goals, and expectations for appropriate behavior (Caspi & Roberts, 2001). Look closely at the traits in Table 16.1, and you will see that they differ from the attributes considered in previous sections: They do not take into account motivations, preferred tasks, and coping styles, nor do they consider how certain aspects of personality, such as masculinity and femininity, are integrated. Theorists concerned

TABLE 16.1 The "Big Five" Personality Traits

TRAIT	DESCRIPTION
Neuroticism	Individuals who are high on this trait are worrying, temperamental, self-pitying, self-conscious, emotional, and vulnerable. Individuals who are low are calm, even-tempered, self-content, comfortable, unemotional, and hardy.
Extroversion	Individuals who are high on this trait are affectionate, talkative, active, fun-loving, and passionate. Individuals who are low are reserved, quiet, passive, sober, and emotionally unreactive.
Openness to experience	Individuals who are high on this trait are imaginative, creative, original, curious, and liberal. Individuals who are low are down-to-earth, uncreative, conventional, uncurious, and conservative.
Agreeableness	Individuals who are high on this trait are soft-hearted, trusting, generous, acquiescent, lenient, and good-natured. Individuals who are low are ruthless, suspicious, stingy, antagonistic, critical, and irritable.
Conscientiousness	Individuals who are high on this trait are conscientious, hard-working, well-organized, punctual, ambitious, and persevering. Individuals who are low are negligent, lazy, disorganized, late, aimless, and nonpersistent.

Source: McCrae, 2011; McCrae & Costa, 2006.

with change due to experience focus on how personal needs and life events induce new strategies and goals; their interest is in "the human being as a complex adaptive system" (Block, 1995, 2011, p. 19). In contrast, those who emphasize stability due to heredity measure personality traits on which individuals can easily be compared and that are present at any time of life.

To resolve this apparent contradiction, we can think of adults as changing in overall organization and integration of personality but doing so on a foundation of basic, enduring dispositions that support a coherent sense of self as people adapt to changing life circumstances. When more than 2,000 individuals in their forties were asked to reflect on their personalities during the previous six years, 52 percent said they had "stayed the same," 39 percent said they had "changed a little," and 9 percent said they had "changed a lot" (Herbst et al., 2000). Again, these findings contradict a view of middle adulthood as a period of great turmoil and change. But they also underscore that personality remains an "open system," responsive to the pressures of life experiences. Indeed, certain midlife personality changes may strengthen trait consistency! Improved self-understanding, self-acceptance, and skill at handling challenging situations may result in less need to modify basic personality dispositions over time.

ASK YOURSELF

REVIEW Summarize personality changes at midlife. How can these changes be reconciled with increasing stability of the "big five" personality traits?

CONNECT List cognitive gains that typically occur during middle adulthood. (See Chapter 15, pages 518–519 and 524–525.) How might they support midlife personality changes?

APPLY Jeff, age 46, suggested to his wife, Julia, that they set aside time once a year to discuss their relationship—both positive aspects and ways to improve. Julia was surprised because Jeff had never before expressed interest in working on their marriage. What midlife developments probably fostered this new concern?

REFLECT List your hoped-for and feared possible selves. Then ask family members in early and middle adulthood to do the same. Are their reports consistent with age-related research findings? Explain.

Relationships at Midlife

The emotional and social changes of midlife take place within a complex web of family relationships and friendships and an intensified personal focus on generative concerns. Although some middle-aged people live alone, the vast majority—87 percent in the United States—live in families, most with a spouse (U.S. Census Bureau, 2012b). Partly because they have ties to older and younger generations in their families and partly because their friendships are well-established, people tend to have a larger number of close relationships during midlife than at any other period (Antonucci, Akiyama, & Takahashi, 2004).

The middle adulthood phase of the family life cycle is often referred to as "launching children and moving on." In the past, it was called the "empty nest," but this phrase implies a negative transition, especially for women who have devoted themselves entirely to their children and for whom the end of active parenting can trigger feelings of emptiness and regret. But for most people, middle adulthood is a liberating time, offering a sense of completion and opportunities to strengthen social ties and rekindle interests.

As our discussion in Chapter 14 revealed, increasing numbers of young adults are living at home because of tight job markets and financial challenges, yielding launch–return–relaunch patterns for many middle-aged parents. Still, a declining birthrate and longer life expectancy mean that many contemporary parents do launch children a decade or more before retirement and then turn to other rewarding activities. As adult children depart and marry, middle-aged parents must adapt to new roles of parent-in-law and grandparent. At the same time, they must establish a different type of relationship with their aging parents, who may become ill or infirm and die.

Middle adulthood is marked by the greatest number of exits and entries of family members. Let's see how ties within and beyond the family change during this time of life.

Marriage and Divorce

Although not all couples are financially comfortable, middle-aged households are well-off economically compared with other age groups. Americans between 45 and 54 have the highest average annual income. And the baby boomers—more of whom have earned college and postgraduate degrees and live in dual-earner families—are financially better off than previous midlife generations (Eggebeen & Sturgeon, 2006; U.S. Census Bureau, 2012b). Partly because of increased education and financial security, the contemporary social view of marriage in midlife is one of expansion and new horizons.

These forces strengthen the need to review and adjust the marital relationship. For Devin and Trisha, this shift was gradual. By middle age, their marriage had permitted satisfaction of family and individual needs, endured many changes, and culminated in deeper feelings of love. Elena's marriage, in contrast, became more conflict-ridden as her teenage daughter's problems introduced added strains and as departure of children made marital difficulties more obvious. Tim's failed marriage revealed yet another pattern. With passing years, the number of problems declined, but so did the love expressed (Rokach, Cohen, & Dreman, 2004). As less happened in the relationship, good or bad, the couple had little to keep them together.

As the Biology and Environment box on pages 540–541 revealed, marital satisfaction is a strong predictor of midlife psychological well-being. Middle-aged men who have focused

LORI ADAMSKI PEEK/WORKBOOK STOCK/GETTY IMAGES

For many middle-aged couples, having forged a relationship that permits satisfaction of both family and individual needs results in deep feelings of love.

only on career often realize the limited nature of their pursuits. At the same time, women may insist on a more gratifying relationship. And children fully engaged in adult roles remind middle-aged parents that they are in the latter part of their lives, prompting many to decide that the time for improving their marriages is now (Berman & Napier, 2000).

As in early adulthood, divorce is one way of resolving an unsatisfactory marriage in midlife. The divorce rate of U.S. 50- to 65-year-olds has doubled over the past two decades (Brown & Lin, 2012). Divorce at any age takes a heavy psychological toll, but midlifers seem to adapt more easily than younger people. A survey of more than 13,000 Americans revealed that following divorce, middle-aged men and women reported less decline in psychological well-being than their younger counterparts (Marks & Lambert, 1998). Midlife gains in practical problem solving and effective coping strategies may reduce the stressful impact of divorce.

Because the divorce rate is more than twice as great among remarried couples as among those in first marriages, about half of midlife divorces involve people who have had one or more previous unsuccessful marriages. Highly educated middle-aged adults are more likely to divorce, probably because their more comfortable economic circumstances make it easier to leave an unhappy marriage (Skaff, 2006). Nevertheless, for many women, marital breakup—especially when it is repeated—severely reduces standard of living (see page 347 in Chapter 10). For this reason, in midlife and earlier, it is a strong contributor to the **feminization of poverty**—a trend in which women who support themselves or their families have become the majority of the adult population living in poverty, regardless of age and ethnic group. Because of weak public policies safeguarding families (see Chapter 2), the gender gap in poverty is higher in the United States than in other Western industrialized nations (U.S. Census Bureau, 2012b).

What do recently divorced middle-aged people say about why their marriages ended? Women frequently mention communication problems, inequality in the relationship, adultery, gradual distancing, substance abuse, physical and verbal abuse, or their own desire for autonomy. Men also bring up poor communication and sometimes admit that their "workaholic" lifestyle or emotional inattentiveness played a major role in their marital failure. Women are more likely than men to initiate divorce, and those who do fare somewhat better in psychological well-being. Men who initiate a split often already have another romantic involvement to turn to (Rokach, Cohen, & Dreman, 2004; Sakraida, 2005; Schneller & Arditti, 2004).

Longitudinal evidence reveals that middle-aged women who weather divorce successfully tend to become more tolerant, comfortable with uncertainty, nonconforming, and self-reliant in personality—factors believed to be fostered by divorce-forced independence. And both men and women reevaluate what they consider important in a healthy relationship, placing greater weight on equal friendship and less on passionate love than they had the first time. As in earlier periods, divorce represents both a time of trauma and a time of growth (Baum, Rahav, & Sharon, 2005; Schneller & Arditti, 2004). Little is known about long-term adjustment following divorce among middle-aged men, perhaps because most enter new relationships and remarry within a short time.

Changing Parent–Child Relationships

Parents' positive relationships with their grown children are the result of a gradual process of "letting go," starting in childhood, gaining momentum in adolescence, and culminating in children's independent living. As noted earlier, most parents "launch" adult children sometime in midlife. But because more people are delaying having children to their thirties and even forties (see page 438 in Chapter 13), the age at which midlifers experience their children's departure varies widely. Most parents adjust well; only a minority have difficulty (Mitchell & Lovegreen, 2009). Investment in nonparental relationships and roles, children's characteristics, parents' marital and economic circumstances, and cultural forces affect the extent to which this transition is expansive and rewarding or sad and distressing.

After their son Mark secured a career-entry job and moved out of the family home permanently, Devin and Trisha felt a twinge of nostalgia combined with a sense of pride in their grown son's maturity and success. Beyond this, they returned to rewarding careers and community participation and delighted in having more time for each other. Parents who have developed gratifying alternative activities typically welcome their children's adult status (Mitchell & Lovegreen, 2009). A strong work orientation, especially, predicts gains in life satisfaction after children depart from the home (Silverberg, 1996).

Wide cultural variations exist in the social clock for children's departure. Recall from Chapter 13 that many young people from low-SES homes and with cultural traditions of extended-family living do not leave home early. In the Southern European countries of Greece, Italy, and Spain, parents often actively delay their children's leaving. In Italy, for example, parents believe that moving out without a "justified" reason signifies that something is wrong in the family. Hence, many more Italian young adults reside with their parents until marriage than in other Western nations. At the same time, Italian adults grant their grown children extensive freedom within the parental home (Rusconi, 2004). Parent–adult-child relationships are usually positive, making living with parents attractive.

With the end of parent–child coresidence comes a substantial decline in parental authority. Devin and Trisha no longer knew of Mark's daily comings and goings or expected him to inform them. Nevertheless, Mark telephoned at regular intervals to report on events in his life and seek advice about major decisions. Although the parental role changes, its continuation is important to middle-aged adults. Departure of children is a relatively minor event as long as parent–child contact and affection are sustained (Mitchell & Lovegreen, 2009). When it results in little or no communication, parents' psychological well-being declines.

Whether or not they reside with parents, adolescent and young-adult children who are "off-time" in development—who deviate from parental expectations about how the path to adult responsibilities should unfold—can prompt parental strain (Pillemer & Suitor, 2002; Settersten, 2003). Consider Elena, whose daughter was doing poorly in her college courses and in danger of not graduating. The need for extensive parental guidance, at a time when she expected her daughter to be more responsible and independent, caused anxiety and unhappiness for Elena, who was ready to reduce time devoted to active parenting.

In one study, researchers asked a large sample of 40- to 60-year-old parents to report on their grown children's problems and successes along with their own psychological well-being. Consistent with the familiar saying, "parents are only as happy as their least happy child," having even one problematic child dampened parents' well-being, but having a successful child did not have a compensating positive effect. The more grown children with problems, the poorer parents' well-being. In contrast, it took multiple successful grown children to sway parents' well-being in a favorable direction (Fingerman et al., 2012a). As with marriages, negative, conflict-ridden experiences with grown children are particularly salient, profoundly affecting midlife parents' psychological states.

Throughout middle adulthood, parents continue to give more assistance to children than they receive, especially while children are unmarried or when they face difficulties, such as marital breakup or unemployment (Ploeg et al., 2004; Zarit & Eggebeen, 2002). Support in Western countries typically flows "downstream": Although ethnic variations exist, most middle-aged parents provide more financial, practical, emotional, and social support to their offspring than to their aging parents, unless a parent has an urgent need (declining health or other crises) (Fingerman & Birditt, 2011; Fingerman et al., 2011a). In explaining their generous support of adult children, parents usually mention the importance of the relationship. And providing adult children with assistance enhances midlife psychological well-being (Marks & Greenfield, 2009). Clearly, middle-aged adults remain invested in their adult children's development and continue to reap deep personal rewards from the parental role.

When children marry, parents must adjust to an enlarged family network that includes in-laws. Difficulties occur when parents do not approve of their child's partner or when the young couple adopts a way of life inconsistent with parents' values. Parents who take steps to forge a positive tie with a future daughter- or son-in-law generally experience a closer relationship after the couple marries (Fingerman et al., 2012b). And when warm, supportive relationships endure, intimacy between parents and children increases over the adult years, with great benefits for parents' life satisfaction (Ryff, Singer, & Seltzer, 2002). Members of the middle generation, especially mothers, usually take on the role of **kinkeeper,** gathering the family for celebrations and making sure everyone stays in touch.

Parents of adult children expect a mature relationship, marked by tranquility and contentment. Yet many factors—on both the child's and the parent's side—affect whether that goal is achieved. Applying What We Know on page 546 suggests ways middle-aged parents can increase the chances that bonds with adult children will be loving and rewarding and serve as contexts for personal growth.

Grandparenthood

Two years after Mark married, Devin and Trisha were thrilled to learn that a granddaughter was on the way. Although the stereotypical image of grandparents as elderly persists, today the average age of becoming a grandparent is 50 years for American women, 52 for American men (Legacy Project, 2012). A longer life expectancy means that many adults will spend one-third or more of their lifespan in the grandparent role.

Meanings of Grandparenthood. Middle-aged adults typically rate grandparenthood as highly important, following closely behind the roles of parent and spouse but ahead of worker, son or daughter, and sibling (Reitzes & Mutran, 2002). Why did Trisha and Devin, like many others their age, greet the announcement of a grandchild with such enthusiasm? Most people experience grandparenthood as a significant milestone, mentioning one or more of the following gratifications:

- *Valued elder*—being perceived as a wise, helpful person
- *Immortality through descendants*—leaving behind not just one but two generations after death
- *Reinvolvement with personal past*—being able to pass family history and values to a new generation
- *Indulgence*—having fun with children without major child-rearing responsibilities (AARP, 2002; Hebblethwaite & Norris, 2011)

Applying What We Know

Ways Middle-Aged Parents Can Promote Positive Ties with Their Adult Children

Suggestion	Description
Emphasize positive communication.	Let adult children and their intimate partners know of your respect, support, and interest. This not only communicates affection but also permits conflict to be handled in a constructive context.
Avoid unnecessary comments that are a holdover from childhood.	Adult children, like younger children, appreciate an age-appropriate relationship. Comments that have to do with safety, eating, and self-care ("Be careful on the freeway," "Don't eat those foods," "Make sure you wear a sweater—it's cold out today") annoy adult children and can stifle communication.
Accept the possibility that some cultural values and practices and aspects of lifestyle will be modified in the next generation.	In constructing a personal identity, most adult children have gone through a process of evaluating the meaning of cultural values and practices for their own lives. Traditions and lifestyles cannot be imposed on adult children.
When an adult child encounters difficulties, resist the urge to "fix" things.	Accept the fact that no meaningful change can take place without the willing cooperation of the adult child. Stepping in and taking over communicates a lack of confidence and respect. Find out whether the adult child wants your help, advice, and decision-making skills.
Be clear about your own needs and preferences.	When it is difficult to arrange for a visit, babysit, or provide other assistance, say so and negotiate a reasonable compromise rather than letting resentment build.

Grandparent–Grandchild Relationships. Grandparents' styles of relating to grandchildren vary as widely as the meanings they derive from their new role. The grandparent's and grandchild's age and sex make a difference. When their granddaughter was young, Trisha and Devin enjoyed an affectionate, playful relationship with her. As she got older, she looked to them for information and advice in addition to warmth and caring. By the time their granddaughter reached adolescence, Trisha and Devin had become role models, family historians, and conveyers of social, vocational, and religious values.

© BLUE JEAN IMAGES/ALAMY

Many grandparents derive great joy from an affectionate, playful relationship with young grandchildren. As this grandchild gets older, he may look to his grandfather for advice, as a role model, and for family history in addition to warmth and caring.

Living nearby is the strongest predictor of frequent, face-to-face interaction with young grandchildren. Despite high family mobility in Western industrialized nations, most grandparents live close enough to at least one grandchild to enable regular visits. But because time and resources are limited, number of "grandchild sets" (households with grandchildren) reduces grandparent visits (Uhlenberg & Hammill, 1998). A strong desire to affect the development of grandchildren can motivate grandparents' involvement. As grandchildren get older, distance becomes less influential and relationship quality more so: The extent to which adolescent or young-adult grandchildren believe their grandparent values contact is a good predictor of a close bond (Brussoni & Boon, 1998).

As Figure 16.3 shows, maternal grandmothers report more frequent visits with grandchildren than do paternal grandmothers, who are slightly advantaged over both maternal and paternal grandfathers (Uhlenberg & Hammill, 1998). Typically, relationships are closer between grandparents and grandchildren of the same sex and, especially, between maternal grandmothers and granddaughters—a pattern found in many countries (Brown & Rodin, 2004). Grandmothers also report higher satisfaction with the grandparent role than grandfathers, perhaps because grandmothers are more likely to participate in recreational, religious, and family activities with grandchildren (Reitzes & Mutran, 2004; Silverstein & Marenco, 2001). The grandparent role may be a vital means through which women satisfy their kinkeeping function.

SES and ethnicity also influence grandparent–grandchild ties. In higher-income families, where the grandparent role is not central to family maintenance and survival, it is fairly

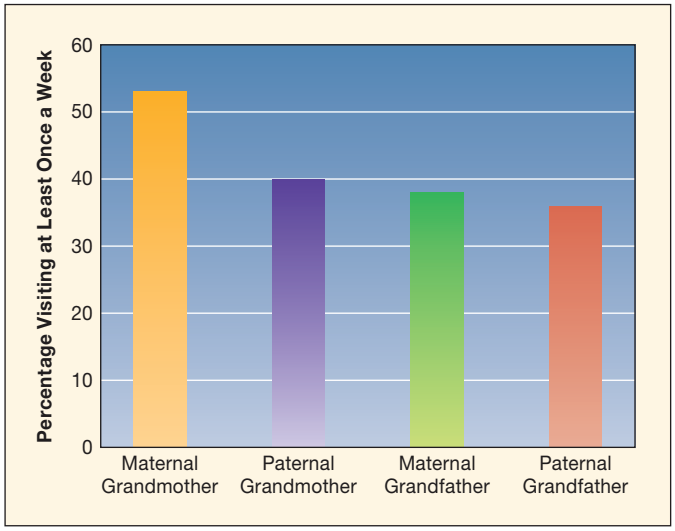

FIGURE 16.3 Influence of grandparent sex and lineage on frequent visiting of grandchildren. When a nationally representative sample of 4,600 U.S. grandparents were asked how often they visited a particular set of grandchildren, maternal grandmothers were especially likely to report visiting frequently (at least once a week). Paternal grandmothers slightly exceeded both maternal and paternal grandfathers. (From P. Uhlenberg & B. G. Hammill, 1998, "Frequency of Grandparent Contact with Grandchild Sets: Six Factors That Make a Difference," *Gerontologist, 38,* p. 281. Copyright © 1998 The Gerontological Society of America. Reprinted by permission of Oxford University Press and Peter Uhlenberg.)

unstructured and takes many forms. In low-income families, by contrast, grandparents often perform essential activities. For example, many single parents live with their families of origin and depend on grandparents' financial and caregiving assistance to reduce the impact of poverty. Compared with grandchildren in intact families, grandchildren in single-parent and stepparent families report engaging in more diverse, higher-quality activities with their grandparents (Kennedy & Kennedy, 1993). As children experience the stress of family transition, bonds with grandparents take on increasing importance.

In some cultures, grandparents are absorbed into an extended-family household and become actively involved in child rearing. When a Chinese, Korean, or Mexican-American maternal grandmother is a homemaker, she is the preferred caregiver while parents of young children are at work (Kamo, 1998; Williams & Torrez, 1998). Similarly, involvement in child care is high among Native-American grandparents. In the absence of a biological grandparent, an unrelated aging adult may be integrated into the family to serve as a mentor and disciplinarian for children (Werner, 1991). (See Chapter 2, page 66, for a description of the grandmother's role in the African-American extended family.)

Increasingly, grandparents have stepped in as primary caregivers in the face of serious family problems. As the Social Issues: Health box on page 548 reveals, a rising number of American children live apart from their parents in grandparent-headed households. Despite their willingness to help and their competence at child rearing, grandparents who take full responsibility for young children experience considerable emotional and financial strain. They need more assistance from community and government agencies than is currently available.

Because parents usually serve as gatekeepers of grandparents' contact with grandchildren, relationships between grandparents and their daughter-in-law or son-in-law strongly affect the closeness of grandparent–grandchild ties. A positive bond with a daughter-in-law seems particularly important in the relationship between grandparents and their son's children (Fingerman, 2004). And after a marital breakup, grandparents who are related to the custodial parent (typically the mother) have more frequent contact with grandchildren.

When family relationships are positive, grandparenthood provides an important means of fulfilling personal and societal needs in midlife and beyond. Typically, grandparents are a frequent source of pleasure, support, and knowledge for children, adolescents, and young adults. They also provide the young with firsthand experience in how older people think and function. In return, grandchildren become deeply attached to grandparents and keep them abreast of social change. Clearly, grandparenthood is a vital context for sharing between generations.

Middle-Aged Children and Their Aging Parents

The percentage of middle-aged Americans with living parents has risen dramatically—from 10 percent in 1900 to over 50 percent in the first decade of the twenty-first century (U.S. Census Bureau, 2012b). A longer life expectancy means that adult children and their parents are increasingly likely to grow old together. What are middle-aged children's relationships with their aging parents like? And how does life change for adult children when an aging parent's health declines?

Frequency and Quality of Contact. A widespread myth is that adults of past generations were more devoted to their aging parents than are today's adults. Although adult children spend less time in physical proximity to their parents, the reason is not neglect or isolation. Because of a desire to be independent, made possible by gains in health and financial security, fewer aging adults live with younger generations now than in the past. Nevertheless, approximately two-thirds of older adults in the United States live close to at least one of their children, and frequency of contact is high through both visits and telephone calls (U.S. Census Bureau, 2012b). Proximity increases with age: Aging adults who move usually do so in the direction of kin, and younger people tend to move in the direction of their aging parents.

Middle age is a time when adults reassess relationships with their parents, just as they rethink other close ties. Many adult children become more appreciative of their parents' strengths and generosity and mention positive changes in the quality of the relationship, even after parents show physical declines. A warm, enjoyable relationship contributes to both parent and adult-child well-being (Fingerman et al., 2007, 2008; Pudrovska, 2009). Trisha, for example, felt closer to her parents and often asked them to tell her more about their earlier lives.

Social Issues: Health

Grandparents Rearing Grandchildren: The Skipped-Generation Family

Nearly 2.4 million U.S. children—4 to 5 percent of the child population—live with grandparents but apart from parents, in **skipped-generation families** (U.S. Census Bureau, 2012b). The number of grandparents rearing grandchildren has increased over the past two decades. The arrangement occurs in all ethnic groups, though more often in African-American, Hispanic, and Native-American families than in Caucasian families. Although grandparent caregivers are more likely to be women than men, many grandfathers participate (Fuller-Thomson & Minkler, 2005, 2007; Minkler & Fuller-Thomson, 2005). Grandparents generally step in when parents' troubled lives—as a result of substance abuse, child abuse and neglect, family violence, or physical or mental illness—threaten children's well-being (Langosch, 2012). Often these families take in two or more children.

As a result, grandparents usually assume the parenting role under highly stressful life circumstances. Unfavorable child-rearing experiences have left their mark on the children, who show high rates of learning difficulties, depression, and antisocial behavior. Absent parents' adjustment difficulties strain family relationships. Parents may interfere by violating the grandparents' behavioral limits, taking grandchildren away without permission, or making promises to children that they do not keep. These youngsters also introduce financial burdens into households that often are already low-income (Mills, Gomez-Smith, & De Leon, 2005; Williamson, Softas-Nall, & Miller, 2003). All these factors heighten grandparents' emotional distress.

Grandparents struggle with daily dilemmas—wanting to be grandparents, not parents; wanting the parent to be present in the child's life but fearing for the child's well-being if the parent returns and does not provide good care (Templeton, 2011). And grandparent caregivers, at a time when they anticipated having more time for spouses, friends, and leisure, instead have less. Many report feeling emotionally drained, depressed, and worried about what will happen to the children if their own health fails (Hayslip & Kaminski, 2005; Langosch, 2012). Some families are extremely burdened. Native-American caregiving grandparents are especially likely to be unemployed, to have a disability, to be caring for several grandchildren, and to be living in extreme poverty (Fuller-Thomson & Minkler, 2005).

Despite great hardship, these grandparents seem to realize their widespread image as "silent saviors," often forging close emotional bonds with their grandchildren and using effective child-rearing practices (Fuller-Thomson & Minkler, 2000; Gibson, 2005). Compared with children in divorced, single-parent families, blended families, or foster families, children reared by grandparents fare better in adjustment (Rubin et al., 2008; Solomon & Marx, 1995).

Skipped-generation families have a tremendous need for social and financial support and intervention services for troubled children. Custodial grandparents describe support groups—both for themselves and for their grandchildren—as especially helpful, yet only a minority make use of such interventions (Smith, Rodriguez, & Palmieri, 2010). This suggests that grandparents need special help in finding out about and accessing support services.

Although their everyday lives are often stressful, caregiving grandparents—even those rearing children with serious problems—report as much fulfillment in the grandparent role as typical grandparents do (Hayslip et al., 2002). The warmer the grandparent–grandchild bond, the greater grandparents' long-term life satisfaction (Goodman, 2012). Many grandparents mention joy from sharing children's lives and feelings of pride at children's progress, which help compensate for difficult circumstances. And some grandparents view the rearing of grandchildren as a "second chance"—an opportunity to make up for earlier, unfavorable parenting experiences and "do it right" (Dolbin-MacNab, 2006).

© JIM WEST PHOTOGRAPHY

A custodial grandmother helps her 8-year-old granddaughter with homework. Although grandparents usually assume the parenting role under highly stressful circumstances, most find compensating rewards in rearing grandchildren.

Research indicates that middle-aged daughters forge closer, more supportive relationships with aging parents, especially mothers, than do middle-aged sons (Fingerman, 2003). But this gender difference may be declining. Sons report closer ties and greater assistance to aging parents in recent than in previous studies (Fingerman et al., 2007, 2008). Changing gender roles are likely responsible. Because the majority of contemporary middle-aged women are employed, they face many competing demands on their time and energy. Consequently, men are becoming more involved in family responsibilities, including with aging parents (Fingerman & Birditt, 2011). Despite this shift, women's investment continues to exceed men's.

SOLLINA IMAGES/THE IMAGE BANK/GETTY IMAGES

In midlife, many adults develop warmer, more supportive relationships with their aging parents. At a birthday party for her mother, this daughter expresses love and appreciation for her mother's strengths and generosity.

In collectivist cultures, older adults most often live with their married children. For example, traditionally, Chinese, Japanese, and Korean seniors moved in with a son and his wife and children; today, many live with a daughter and her family, too. This tradition of coresidence, however, is declining in some parts of Asia and in the United States, as more Asian and Asian-American aging adults choose to live on their own (Davey & Takagi, 2013; Zhan & Montgomery, 2003; Zhang, 2004). In African-American and Hispanic families as well, coresidence is common. Regardless of whether coresidence and daily contact are typical, relationship quality usually reflects patterns established earlier: Positive parent–child ties generally remain so, as do conflict-ridden interactions.

Help exchanged between adult children and their aging parents is responsive to past and current family circumstances. The more positive the history of the parent–child tie, the more help given and received. Also, aging parents give more help to unmarried adult children and to those with disabilities. Similarly, adult children give more to elderly parents who are widowed or in poor health—usually emotional support and practical help, less often financial assistance. At the same time, middle-aged parents do what they can to maximize the overall quantity of help offered, as needed: While continuing to provide generous assistance to their children because of the priority placed on the parent–child tie (see page 545), middle-aged adults augment the aid they give to elderly parents as parental health problems increase (Kunemund, Motel-Klingebiel, & Kohli, 2005; Stephens et al., 2009).

Even when parent–child relationships have been emotionally distant, adult children offer more support as parents age, out of a sense of altruism and family duty (Silverstein et al., 2002). And although the baby-boom generation is often described as self-absorbed, baby-boom midlifers actually express a stronger commitment to caring for their aging parents than the preceding middle-aged generation (Gans & Silverstein, 2006).

In sum, as long as multiple roles are manageable and the experiences within each are high in quality, midlife intergenerational assistance as family members (aging parents) have increased needs is best characterized as *resource expansion* rather than as merely conflicting demands that inevitably drain energy and detract from psychological well-being (Grundy & Henretta, 2006; Stephens et al., 2009). Recall from the Biology and Environment box on pages 540–541 that midlifers derive great personal benefits from successfully managing multiple roles. Their enhanced self-esteem, mastery, and sense of meaning and purpose expand their motivation and energy to handle added family-role demands, from which they reap additional personal rewards.

Caring for Aging Parents. About 25 percent of U.S. adult children provide unpaid care to an aging adult (MetLife, 2011). The burden of caring for aging parents can be great. In Chapter 2, we noted that as birthrates have declined, the family structure has become increasingly "top-heavy," with more generations alive but fewer younger members. Consequently, more than one older family member is likely to need assistance, with fewer younger adults available to provide it.

The term **sandwich generation** is widely used to refer to the idea that middle-aged adults must care for multiple generations above and below them at the same time (Riley & Bowen, 2005). Although only a minority of contemporary middle-aged adults who care for aging parents have children younger than age 18 at home, many are providing assistance to young-adult children and to grandchildren—obligations that, when combined with work and community responsibilities, can lead middle-aged caregivers to feel "sandwiched," or squeezed, between the pressures of older and younger generations. As more baby boomers move into late adulthood and as their adult children continue to delay childbearing, the number of midlifers who are working, rearing young children, and caring for aging parents will increase.

Middle-aged adults living far from aging parents who are in poor health often substitute financial help for direct care, if they have the means. But when parents live nearby and have no spouse to meet their needs, adult children usually engage in direct care. Regardless of family income level, African-American, Asian-American, and Hispanic adults give aging parents more direct care and financial help than Caucasian-American adults do (Shuey & Hardy, 2003). Compared with their white counterparts, African Americans and Hispanics express a stronger sense of obligation, and find it more personally rewarding, to support their aging parents (Fingerman et al., 2011b; Swartz, 2009). And African Americans often draw on close, family-like relationships with friends and neighbors for caregiving assistance.

In all ethnic groups, responsibility for providing care to aging parents falls more on daughters than on sons. Why are



© PAMELA MOORE/ISTOCKPHOTO

Caring for an aging parent with a chronic illness or disability is highly stressful. But social support reduces physical and emotional strain, enabling adult children to find satisfactions and rewards in tending to parents' needs.

women usually the principal caregivers? Families turn to the person who seems most available—living nearby and with fewer commitments that might interfere with the ability to assist. These unstated rules, in addition to parents' preference for same-sex caregivers (aging mothers live longer), lead more women to fill the role (see Figure 16.4). Daughters also feel more obligated than sons to care for aging parents (Gans & Silverstein, 2006; Stein, 2009). And although couples strive to be fair to both sides of the family, they tend to provide more direct care for the wife's parents. This bias, however, is weaker in ethnic minority families and is nonexistent in Asian nations where cultural norms specify that daughters-in-law provide care to their husband's parents (Shuey & Hardy, 2003; Zhan & Montgomery, 2003).

As Figure 16.4 shows, nearly one-fourth of American working women are caregivers; others quit their jobs to provide care. And the time they devote to caring for a disabled aging parent is substantial, averaging 10 to 20 hours per week (Metlife, 2011; Takamura & Williams, 2004). Nevertheless, men—although doing less than women—do contribute. In one investigation, employed men spent an average of 7½ hours per week caring for parents or parents-in-law (Neal & Hammer, 2007). Tim, for example, looked in on his father, a recent stroke victim, every evening, reading to him, running errands, making household repairs, and taking care of finances. His sister, however, provided more hands-on care—cooking, feeding, bathing, managing medication, and doing laundry. The care sons and daughters provide tends to be divided along gender-role lines. About 10 percent of the time—generally when no other family member can do so—sons become primary caregivers, heavily involved in basic-care tasks (Harris, 1998; Pinquart & Sörensen, 2006).

As adults move from early to later middle age, the sex difference in parental caregiving declines. Perhaps as men reduce their vocational commitments and feel less need to conform to a "masculine" gender role, they grow more able and willing to provide basic care (Marks, 1996; MetLife, 2011). At the same time, parental caregiving may contribute to men's greater openness to the "feminine" side of their personalities. A man who cared for his mother, severely impaired by Alzheimer's disease, commented on how the experience altered his outlook: "It was so difficult to do these tasks; things a man, a son, is not supposed to do. I have definitely modified my views on conventional expectations" (Hirsch, 1996, p. 112).

Although most adult children help willingly, caring for a chronically ill or disabled parent is highly stressful. Over time, the parent usually gets worse, and the caregiving task escalates. As Tim explained to Devin and Trisha, "One of the hardest aspects is the emotional strain of seeing my father's physical and mental decline up close."

Caregivers who share a household with ill parents—about 23 percent of U.S. adult children—experience the most stress. When a parent and child who have lived separately for years must move in together, conflicts generally arise over routines and lifestyles. But the greatest source of stress is problem behavior, especially for caregivers of parents who have deteriorated mentally (Alzheimer's Association, 2012b). Tim's sister reported that their father would wake during the night, ask repetitive questions, follow her around the house, and become agitated and combative.

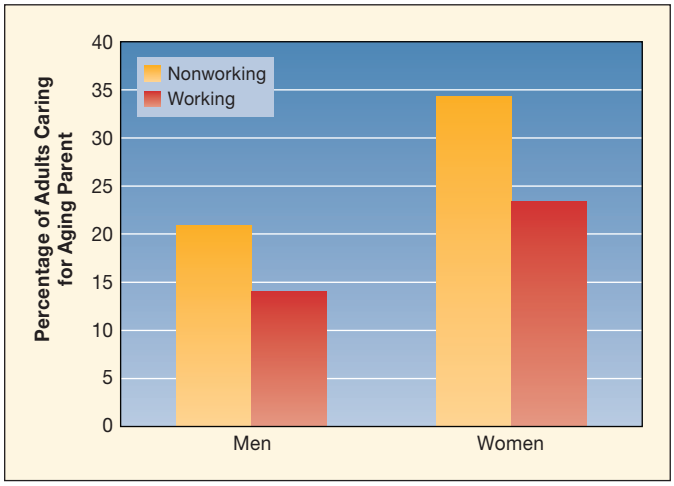

FIGURE 16.4 Baby boomers, by work status and gender, who provide basic personal care to an aging parent in poor health. A survey of a nationally representative sample of 1,100 U.S. men and women over age 50 with at least one parent living revealed that more nonworking than working adults engaged in basic personal care (assistance with such activities as dressing, feeding, and bathing). Regardless of work status, many more women than men were caregivers. (Adapted from *The MetLife Study of Caregiving Costs to Working Caregivers: Double Jeopardy for Baby Boomers Caring for Their Parents*, June 2011, Figure 3. Reprinted by permission of The MetLife Mature Market Institute, New York, NY.)

Applying What We Know

Relieving the Stress of Caring for an Aging Parent

Strategy	Description
Use effective coping strategies.	Use problem-centered coping to manage the parent's behavior and caregiving tasks. Delegate responsibilities to other family members, seek assistance from friends and neighbors, and recognize the parent's limits while calling on capacities the parent does have. Use emotion-centered coping to reinterpret the situation in a positive way, such as emphasizing the opportunity it offers for personal growth and for giving to parents in the last years of their lives. Avoid denial of anger, depression, and anxiety in response to the caregiving burden, which heightens stress.
Seek social support.	Confide in family members and friends about the stress of caregiving, seeking their encouragement and help. So far as possible, avoid quitting work to care for an ill parent; doing so is associated with social isolation and loss of financial resources.
Make use of community resources.	Contact community organizations to seek information and assistance, in the form of caregiver support groups, in-home respite help, home-delivered meals, transportation, and adult day care.
Press for workplace and public policies that relieve the emotional and financial burdens of caring for an aging parent.	Encourage your employer to provide care benefits, such as flexible work hours and employment leave for caregiving. Communicate with lawmakers and other citizens about the need for additional government funding to help pay for caregiving. Emphasize the need for improved health insurance plans that reduce the financial strain of caring for an aging parent on middle- and low-income families.

Parental caregiving often has emotional, physical, and financial consequences. It leads to role overload, high job absenteeism, exhaustion, inability to concentrate, feelings of hostility, anxiety about aging, and high rates of depression, with women more profoundly affected than men (Neal & Hammer, 2007; Pinquart & Sörensen, 2006). Caregivers who must reduce their employment hours or leave the labor force to provide care (mostly women) face not just lost wages but also diminished retirement benefits. Despite having more time to care for an ill parent, women who quit work fare especially poorly in adjustment, probably because of social isolation and financial strain (Bookman & Kimbrel, 2011). Positive experiences at work can actually reduce the stress of parental care as caregivers bring a favorable self-evaluation and a positive mood home with them.

In cultures and subcultures where adult children feel an especially strong sense of obligation to care for aging parents, the emotional toll is also high (Knight & Sayegh, 2010). In research on Korean, Korean-American, and Caucasian-American caregivers of parents with mental disabilities, the Koreans and Korean Americans reported higher levels of family obligation and care burden—and also higher levels of anxiety and depression—than the Caucasian Americans (Lee & Farran, 2004; Youn et al., 1999). And among African-American caregivers, women who strongly endorsed cultural reasons for providing care ("It's what my people have always done") fared less well in mental health two years later than women who moderately endorsed cultural reasons (Dilworth-Anderson, Goodwin, & Williams, 2004).

Social support is highly effective in reducing caregiver stress. Tim's encouragement, assistance, and willingness to listen helped his sister cope with in-home care of their father so that she could find satisfactions in it. When caregiving becomes a team effort with multiple family members trading off, caregivers cope more effectively. Under these conditions, despite being demanding and stressful, it can enhance psychological well-being (Roberto & Jarrott, 2008). Adult children feel gratified at having helped and gain in self-understanding, problem solving, and sense of competence.

LOOK AND LISTEN

Ask a middle-aged adult caring for an aging parent in declining health to describe both the stressful and rewarding aspects of caregiving. What strategies does he or she use to reduce stress? To what extent does the caregiver share caregiving burdens with family members and enlist the support of community organizations? ●

In Denmark, Sweden, and Japan, a government-sponsored home helper system eases the burden of parental care by making specially trained nonfamily caregivers available, based on seniors' needs (Saito, Auestad, & Waerness, 2010). In the United States, in-home care by a nonfamily caregiver is too costly for most families; only 10 to 20 percent arrange it (Family Caregiver Alliance, 2009). And unless they must, few people want to place their parents in formal care, such as nursing homes, which also are expensive. Applying What We Know above summarizes ways to relieve the stress of caring for an aging parent—at the individual, family, community, and societal levels. We will address additional care options, along with interventions for caregivers, in Chapter 17.

Siblings

As Tim's relationship with his sister reveals, siblings are ideally suited to provide social support. Nevertheless, a survey of a large sample of ethnically diverse Americans revealed that sibling contact and support decline from early to middle adulthood, rebounding only after age 70 for siblings living near each other (White, 2001). Decreased midlife contact is probably due to the demands of middle-aged adults' diverse roles. However, most adult siblings report getting together or talking on the phone at least monthly (Antonucci, Akiyama, & Merline, 2002).

Despite reduced contact, many siblings feel closer in midlife, often in response to major life events (Stewart et al., 2001). Launching and marriage of children seem to prompt siblings to think more about each other. As Tim commented, "It helped our relationship when my sister's children were out of the house and married. I'm sure she cared about me. I think she just didn't have time!" When a parent becomes seriously ill, brothers and sisters who previously had little to do with one another may find themselves in touch about parental care. And when parents die, adult children realize they have become the oldest generation and must look to each other to sustain family ties.

Not all sibling bonds improve, of course. Recall Trisha's negative encounters with her sister, Dottie (see page 513 in Chapter 15). Dottie's difficult temperament had made her hard to get along with since childhood, and her temper flared when their father died and problems arose over family finances. Large inequities in division of labor in parental caregiving can also unleash intense sibling conflict (Silverstein & Giarrusso, 2010). As siblings grow older, good relationships often get better and poor relationships get worse.

As in early adulthood, sister–sister relationships are closer than sister–brother and brother–brother ties, a difference apparent in many industrialized nations (Cicirelli, 1995; Fowler, 2009). But a comparison of middle-aged men of the baby-boom generation with those of the preceding cohort revealed warmer, more expressive ties between baby-boom brothers (Bedford & Avioli, 2006). A contributing factor may be baby boomers' more flexible gender-role attitudes.

© JEFF GREENBERG/THE IMAGE WORKS

These brothers, both in their fifties, express their mutual affection at a family reunion. Even when they have only limited contact, siblings often feel closer in midlife.

In industrialized nations, sibling relationships are voluntary. In village societies, they are generally involuntary and basic to family functioning. For example, among Asian Pacific Islanders, family social life is organized around strong brother–sister attachments. A brother–sister pair is often treated as a unit in exchange marriages with another family. After marriage, brothers are expected to protect sisters, and sisters serve as spiritual mentors to brothers. Families not only include biological siblings but bestow on other relatives, such as cousins, the status of brother or sister, creating an unusually large network of lifelong sibling support (Cicirelli, 1995). Cultural norms reduce sibling conflict, thereby ensuring family cooperation. In industrialized nations, promoting positive sibling ties in childhood is vital for warm sibling bonds in later years.

Friendships

As family responsibilities declined in middle age, Devin found he had more time to spend with friends. On Friday afternoons, he met several male friends at a coffee house, and they chatted for a couple of hours. But most of Devin's friendships were couple-based—relationships he shared with Trisha. Compared with Devin, Trisha more often got together with friends on her own.

Middle-aged friendships reflect the same trends discussed in Chapter 14. At all ages, men's friendships are less intimate than women's. Men tend to talk about sports, politics, and business, whereas women focus on feelings and life problems. Women report a greater number of close friends and say they both receive and provide their friends with more emotional support (Antonucci, Akiyama, & Takahashi, 2004).

Over the past decade, the average number of friendships rose among U.S. midlifers, perhaps because of ease of keeping in touch through social media (Wang & Wellman, 2010). Though falling short of young adults' use, connecting regularly with friends through Facebook or other social networking sites has risen rapidly among middle-aged adults (see Figure 16.5) (Brenner, 2013; Hampton et al., 2011). As in early adulthood, women are more active users. And users have more offline close relationships, sometimes using Facebook to revive "dormant" friendships.

Still, for both sexes, number of friends declines from middle to late adulthood, probably because people become less willing to invest in nonfamily ties unless they are very rewarding. As selectivity of friendship increases, older adults try harder to get along with friends (Antonucci & Akiyama, 1995). Having chosen a friend, middle-aged people attach great value to the relationship and take extra steps to protect it.

LOOK AND LISTEN

Ask a middle-aged couple you know well to describe the number and quality of their friendships today compared with their friendships in early adulthood. Does their report match research findings? Explain. ●

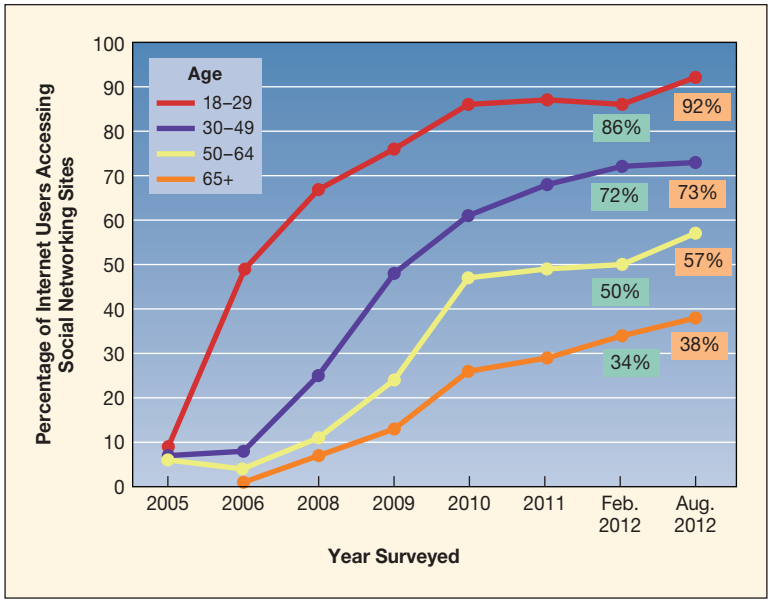

FIGURE 16.5 Gains in use of social networking sites by age group from 2005 to 2012. Repeated surveys of large representative samples of U.S. adults who use the Internet revealed that social networking site use increased substantially for all age groups. Though not as avid users as young adults, most middle-aged adults use social networking sites, primarily Facebook. (From J. Brenner, 2013, "Pew Internet: Social Networking." Pew Research Center's Internet & American Life Project, Washington, D.C. February 14, 2013, *www.pewinternet.org*. Adapted by permission.)

By midlife, family relationships and friendships support different aspects of psychological well-being. Family ties protect against serious threats and losses, offering security within a long-term timeframe. In contrast, friendships serve as current sources of pleasure and satisfaction, with women benefiting somewhat more than men (Levitt & Cici-Gokaltun, 2011). As middle-aged couples renew their sense of companionship, they may combine the best of family and friendship.

ASK YOURSELF

REVIEW How do age, sex, proximity, and culture affect grandparent–grandchild ties?

CONNECT Cite evidence that early family relationships affect middle-aged adults' bonds with adult children, aging parents, and siblings.

APPLY Raylene and her brother Walter live in the same city as their aging mother, Elsie. When Elsie could no longer live independently, Raylene took primary responsibility for her care. What factors probably contributed to Raylene's involvement in caregiving and Walter's lesser role?

REFLECT Ask one of your parents for his or her view of how the parent–child relationship changed as you transitioned to new adult roles, such as college student, career-entry worker, married partner, or parent. Do you agree?

Vocational Life

As we have seen, the midlife transition typically involves vocational adjustments. For Devin, it resulted in a move up the career ladder to a demanding administrative post as college dean. Trisha reoriented her career from a large to a small law firm, where she felt her efforts were appreciated. Recall from Chapter 15 that after her oldest child left home, Anya earned a college degree and entered the work force for the first time. Jewel strengthened her commitment to an already successful business, while Elena changed careers. Finally, Tim reduced his career obligations as he prepared for retirement.

Work continues to be a salient aspect of identity and self-esteem in middle adulthood. More so than in earlier or later years, people attempt to increase the personal meaning and self-direction of their vocational lives. At the same time, certain aspects of job performance improve. Middle-aged employees have lower rates of absenteeism, turnover, and accidents. They are also more effective workplace citizens—more often helping colleagues and trying to improve group performance and less often complaining about trivial issues. And because of their greater knowledge and experience, their work productivity typically equals or exceeds that of younger workers (Ng & Feldman, 2008). Consequently, an older employee ought to be as valuable as a younger employee, and possibly more so.

The large tide of baby boomers currently moving through midlife and (as we will see in Chapter 18) the desire of most to work longer than the previous generation means that the number of older workers will rise dramatically over the next few decades (Leonesio et al., 2012). Yet a favorable transition from adult worker to older worker is hindered by negative stereotypes of aging—incorrect assumptions of limited learning capacity, slower decision making, and resistance to change and supervision (Posthuma & Campion, 2009). Furthermore, gender discrimination continues to restrict the career attainments of many women. Let's take a close look at middle-aged work life.

Job Satisfaction

Job satisfaction has both psychological and economic significance. If people are dissatisfied at work, the consequences include absenteeism, turnover, grievances, and strikes, all of which are costly to employers.

Research shows that job satisfaction increases in midlife in diverse nations and at all occupational levels, from executives to hourly workers (see Figure 16.6 on page 554). The relationship is weaker for women than for men, probably because women's reduced chances for advancement result in a sense of unfairness. It is also weaker for blue-collar than for white-collar workers, perhaps because blue-collar workers have less control over their own work schedules and activities (Avolio & Sosik, 1999). When different aspects of jobs are considered, intrinsic

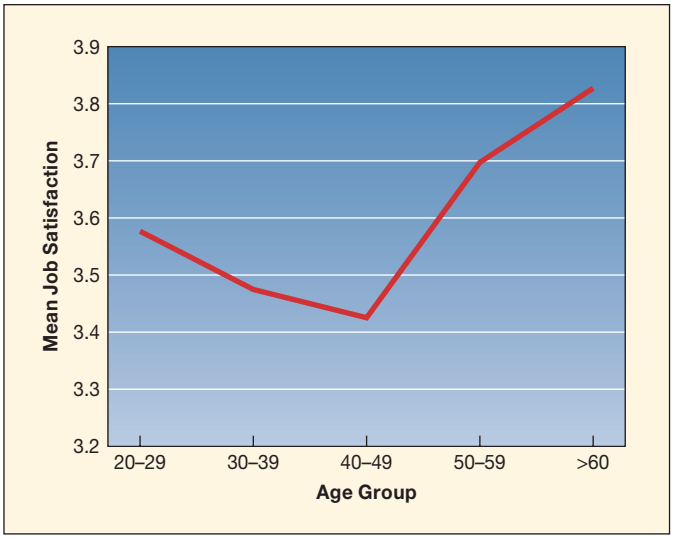

FIGURE 16.6 Age-related changes in job satisfaction. In this study of more than 2,000 university employees at all levels, from secretary to university president, job satisfaction dropped slightly in early adulthood as people encountered some discouraging experiences (see Chapter 14). In middle age, job satisfaction showed a steady rise. (From W. A. Hochwarter et al., 2001, "A Note on the Nonlinearity of the Age–Job-Satisfaction Relationship," *Journal of Applied Social Psychology, 31,* p. 1232. Copyright © 2001, John Wiley and Sons. Reproduced with permission of Wiley Inc.)

satisfaction—happiness with the work itself—shows a strong age-related gain. Extrinsic satisfaction—contentment with supervision, pay, and promotions—changes very little (Barnes-Farrell & Matthews, 2007).

What explains the rise in job satisfaction during middle adulthood? An improved capacity to cope effectively with difficult situations and a broader time perspective probably contribute. "When I first started teaching, I complained about a lot of things," remarked Devin. "From my current vantage point, I can tell a big problem from a trivial one." Moving out of unrewarding work roles, as Trisha did, can also boost morale. Key characteristics that predict job well-being include involvement in decision making, reasonable workloads, and good physical working conditions. Older people may have greater access to jobs that are attractive in these ways. Furthermore, having fewer alternative positions into which they can move, older workers generally reduce their career aspirations (Barnes-Farrell & Matthews, 2007). As the perceived gap between actual and possible achievements narrows, job involvement—importance of one's work to self-esteem—increases (Warr, 2001).

Although emotional engagement with work is usually seen as psychologically healthy, it can also result in **burnout**—a condition in which long-term job stress leads to mental exhaustion, a sense of loss of personal control, and feelings of reduced accomplishment. Burnout occurs more often in the helping professions, including health care, human services, and teaching, which place high emotional demands on employees. Although people in interpersonally demanding jobs are as psychologically healthy as other people, sometimes a worker's dedication exceeds his or her coping skills, especially in an unsupportive work environment (Schmidt, Neubach, & Heuer, 2007). Burnout is associated with excessive work assignments for available time and lack of encouragement and feedback from supervisors. It tends to occur more often in the United States than in Western Europe, perhaps because of Americans' greater achievement orientation (Maslach, Schaufeli, & Leiter, 2001).

Burnout is a serious occupational hazard, linked to impaired attention and memory, severe depression, on-the-job injuries, physical illnesses, poor job performance, absenteeism, and turnover (Sandström et al., 2005; Wang, 2005). To prevent burnout, employers can make sure workloads are reasonable, provide opportunities for workers to take time out from stressful situations, limit hours of stressful work, and offer social support. Interventions that enlist employees' participation in designing higher-quality work environments show promise for increasing work engagement and effectiveness and reducing burnout (Leiter, Gascón, & Martínez-Jarreta, 2010). And provisions for working at home may respond to the needs of some people for a calmer, quieter work atmosphere.

Career Development

After several years as a parish nurse, Anya felt a need for additional training to do her job better. Trisha appreciated her firm's generous support of workshop and course attendance, which helped her keep abreast of new legal developments. And as college dean, Devin took a summer seminar each year on management effectiveness. As these experiences reveal, career development is vital throughout work life.

Job Training. Anya's 35-year-old supervisor, Roy, was surprised when she asked for time off to upgrade her skills. "You're in your fifties," he replied. "What're you going to do with so much new information at this point in your life?"

Roy's insensitive, narrow-minded response, though usually unspoken, is all too common among managers—even some who are older themselves! Research suggests that training and on-the-job career counseling are less available to older workers. And when career development activities are offered, older employees may be less likely to volunteer for them (Barnes-Farrell & Matthews, 2007; Hedge, Borman, & Lammlein, 2006). What influences willingness to engage in job training and updating?

Personal characteristics are important: With age, growth needs give way somewhat to security needs. Consequently, learning and challenge may have less intrinsic value to many older workers. Perhaps for this reason, older employees depend more on co-worker and supervisor encouragement for vocational development. Yet as we have seen, they are less likely to have supportive supervisors. Furthermore, negative stereotypes of aging reduce older workers' self-efficacy, or confidence that they can get better at their jobs (Maurer, 2001; Maurer,

Wrenn, & Weiss, 2003). Self-efficacy is a powerful predictor of employees' efforts to renew and expand career-relevant skills.

Workplace characteristics matter, too. An employee given work that requires new learning must pursue that learning to complete the assignment. Unfortunately, older workers sometimes receive more routine tasks than younger workers. Therefore, some of their reduced motivation to engage in career-relevant learning may be due to the type of assignments they receive. In companies with a more favorable *age climate* (view of older workers), mature employees participate frequently in further education and report greater self-efficacy and commitment to the organization (Bowen, Noack, & Staudinger, 2011).

Gender and Ethnicity: The Glass Ceiling. In her thirties, Jewel became a company president by starting her own business. Having concluded that, as a woman, she had little chance of rising to a top executive position in a large corporation, she didn't even try. Although women and ethnic minorities have gradually gained in access to managerial careers, they remain a long distance from gender and ethnic equality (Huffman, 2012). From career entry on, inequalities in promotion between men and women and between whites and blacks become more pronounced over time—findings still evident after education, work skills, and work productivity have been controlled (Barreto, Ryan, & Schmitt, 2009; Maume, 2004). Women who are promoted usually get stuck in mid-level positions. When the most prestigious high-level management jobs are considered, white men are overwhelmingly advantaged: They account for 70 percent of chief executive officers at large corporations and 93 percent at Fortune 500 companies (U.S. Census Bureau, 2012b).

BOSTON GLOBE VIA GETTY IMAGES

Facebook executive Sheryl Sandberg is among a handful of women who have attained top positions in major corporations. In her best-selling book, *Lean In*, she urges women to be more assertive in demonstrating qualities linked to leadership at work.

Women and ethnic minorities face a **glass ceiling,** or invisible barrier to advancement up the corporate ladder. Why is this so? Management is an art and skill that must be taught. Yet women and ethnic minorities have less access to mentors, role models, and informal networks that serve as training routes (Baumgartner & Schneider, 2010). And stereotyped doubts about women's career commitment and ability to become strong managers (especially women with children) also contribute, leading supervisors to underrate their competence and not to recommend them for formal management training programs (Hoobler, Lemmon, & Wayne, 2011). Furthermore, challenging, high-risk, high-visibility assignments that require leadership and open the door to advancement, such as startup ventures, international experience, and troubleshooting, are less often granted to both women and minorities.

Finally, women who demonstrate qualities linked to leadership and advancement—assertiveness, confidence, forcefulness, and ambition—encounter prejudice because they deviate from traditional gender roles, even though they more often combine these traits with a democratic, collaborative style of leading than do men (Cheung & Halpern, 2010; Eagly & Carli, 2007). To overcome this bias, women in line for top positions must demonstrate greater competence than their male counterparts. In an investigation of several hundred senior managers at a multinational financial services corporation, promoted female managers had earned higher performance ratings than promoted male managers (Lyness & Heilman, 2006). In contrast, no gender difference existed in performance of managers not selected for promotion.

Like Jewel, many women have dealt with the glass ceiling by going around it, leaving the corporate environment and going into business for themselves. Today, more than half of all startup businesses in the United States are owned and operated by women. The large majority are successful entrepreneurs and leaders, meeting or exceeding their expansion and earnings goals (Ahuja, 2005; U.S. Census Bureau, 2012b). But when women and ethnic minorities leave the corporate world to further their careers, companies not only lose valuable talent but also fail to address the leadership needs of an increasingly diverse work force.

Career Change at Midlife

Although most people remain in the same vocation through middle age, career change does occur, as with Elena's shift from journalism to teaching and creative writing. Recall that circumstances at home and at work motivated Elena's decision to pursue a new vocation. Like other career changers, she wanted a more satisfying life—a goal she attained by ending an unhappy marriage and initiating a long-awaited vocational move at the same time.

As noted earlier, midlife career changes are seldom radical; they typically involve leaving one line of work for a related one. Elena sought a more stimulating, involving job. But other people

© JEFF MINTON

After many years as a professor of ancient Greek philosophy, Abe Schoener found himself at a dead end in his career. In his mid-forties, he decided to transform his passion for winemaking into a new vocation as a vintner—a radical shift that prompted the breakup of his marriage but ultimately led to a more satisfying life.

move in the reverse direction—to careers that are more relaxing, free of painful decisions, and less demanding (Juntunen, Wegner, & Matthews, 2002). The decision to change is often difficult. The individual must weigh years invested in one set of skills, current income, and job security against present frustrations and hoped-for gains.

An extreme career shift, by contrast, usually signals a personal crisis (Young & Rodgers, 1997). In a study of professionals who abandoned their well-paid, prestigious positions for routine, poorly paid, semiskilled work, nonwork problems contributed to radical change. An eminent 55-year-old TV producer became a school bus driver, a New York banker a waiter in a ski resort (Sarason, 1977). Each was responding to feelings of personal meaninglessness—escaping from family conflict, difficult relationships with colleagues, and work that had become unsatisfying to a less burdensome life.

Among blue-collar workers—those in such occupations as construction, manufacturing, mining, maintenance, or food-service work—midlife career shifts are seldom freely chosen. In one investigation, researchers followed a large sample of blue-collar men in their fifties over a seven-year period; all were employed by Alcoa, the world's largest producer of aluminum. One-third had highly physically taxing jobs. Of the small minority who transitioned to less physically demanding work, an injury usually preceded the change (Modrek & Cullen, 2012). Transitioners appeared to change jobs to stay in the workforce, rather than being forced to retire early, at less than full pension benefits, because of their disability.

Yet opportunities to shift to less physically demanding work are limited, particularly in the late-2000s recession aftermath. A strong predictor of middle-aged workers' eligibility for such jobs for is education—at least a high school diploma (Blau & Goldstein, 2007). Less educated workers with a physical disability face greatly reduced chances of remaining in the labor force.

Unemployment

As companies downsize, eliminating jobs, the majority of people affected are middle-aged and older. Although unemployment is difficult at any time, middle-aged adults show a sharper decline in physical and mental health than their younger counterparts. Those who perceive a company's layoff process as unfair and inconsiderate—for example, giving them little time to prepare—often experience the event as highly traumatic (Breslin & Mustard, 2003; McKee-Ryan et al., 2009). Older workers affected by layoffs remain jobless longer, suffering substantial income loss. In addition, people over age 40 who must reestablish occupational security find themselves "off-time" in terms of the social clock. Consequently, job loss can disrupt major tasks of midlife, including generativity and reappraisal of life goals and accomplishments. Finally, having been more involved in and committed to an occupation, the older unemployed worker has also lost something of greater value.

People who lose their jobs in midlife, whether executives or blue-collar workers, seldom duplicate the status and pay of their previous positions. As they search, they encounter age discrimination and find that they are overqualified for many openings. Those also facing financial difficulties are at risk for deepening depression and physical health declines over time (Gallo et al., 2006; McKee-Ryan, 2011). Counseling that focuses on financial planning, reducing feelings of humiliation due to the stigma of unemployment, and encouraging personal flexibility can help people implement effective problem-centered coping strategies in their search for alternative work roles.

Planning for Retirement

One evening, Devin and Trisha met Anya and her husband, George, for dinner. Halfway through the meal, Devin inquired, "George, tell us what you and Anya are going to do about retirement. Are you planning to close down your business or work part-time? Do you think you'll stay here or move out of town?"

Three or four generations ago, the two couples would not have had this conversation. In 1900, about 70 percent of American men age 65 and over were in the labor force. By 1970, however, the figure had dropped to 27 percent, and in the early twenty-first century it declined to 16 percent (U.S. Census Bureau, 2012b). Because of government-sponsored retirement benefits (begun in the United States in 1935), retirement is no longer a privilege reserved for the wealthy. The federal government pays Social Security to the majority of the aged, and others are covered by employer-based private pension plans.

As the trend just noted suggests, the average age of retirement has declined over the past several decades. Currently, it is age 63 in the United States and hovers between 60 and 63 in other Western nations (U.S. Census Bureau, 2012b). The recent recession led to an increase in the number of Americans at

Applying What We Know

Ingredients of Effective Retirement Planning

Issue	Description
Finances	Ideally, financial planning for retirement should start with the first paycheck; at a minimum, it should begin 10 to 15 years before retirement.
Fitness	Starting a fitness program in middle age is important because good health is crucial for well-being in retirement.
Role adjustment	Retirement is harder for people who strongly identify with their work role. Preparing for a radical role adjustment reduces stress.
Where to live	The pros and cons of moving should be considered carefully because where one lives affects access to health care, friends, family, recreation, entertainment, and part-time employment.
Leisure and volunteer activities	A retiree typically gains an additional 50 hours per week of free time. Careful planning of what to do with that time has a major impact on psychological well-being.
Health insurance	Finding out about government-sponsored health insurance options helps protect quality of life after retirement.
Legal affairs	The preretirement period is an excellent time to finalize a will and begin estate planning.

risk for being unable to sustain their preretirement standard of living after leaving the workforce. Consequently, a survey of a large, nationally representative sample of baby boomers revealed that the majority expect to delay retirement (Jones, 2012). But current estimates indicate that most will need to work just a few extra years to be financially ready to retire (Munnell et al., 2012). For the healthy, active, long-lived baby-boom generation, up to one-fourth of their lives may lie ahead after they leave their jobs.

Retirement is a lengthy, complex process that begins as soon as the middle-aged person first thinks about it (Kim & Moen, 2002b). Planning is important because retirement leads to a loss of two important work-related rewards—income and status—and to a change in many other aspects of life. Like other life transitions, retirement can be stressful.

Nearly half of middle-aged people engage in no concrete retirement planning, yet research consistently shows that clarifying goals for the future and acquiring financial-planning knowledge result in better retirement savings, adjustment, and satisfaction (Hershey et al., 2007; Jacobs-Lawson, Hershey, & Neukam, 2004).

LOOK AND LISTEN

Contact the human resources division of a company or institution in your community, and inquire about the retirement planning services it offers. How comprehensive are those services, and what percentage of its recent retirees made use of them? ●

Applying What We Know above lists the variety of issues addressed in a typical retirement preparation program. Financial planning is especially vital in the United States where (unlike Western European nations) the federal government does not offer a pension system that guarantees an adequate standard of living (see page 68 in Chapter 2). Hence, U.S. retirees' income typically drops by 50 percent. But although more people engage in financial planning than in other forms of preparation, even those who attend financial education programs often fail to look closely at their financial well-being and to make wise decisions (Keller & Lusardi, 2012). Many could benefit from an expert's financial analysis and counsel.

Retirement leads to ways of spending time that are largely guided by one's interests rather than one's obligations. Individuals who have not thought carefully about how to fill this time may find their sense of purpose in life seriously threatened. Research reveals that planning for an active life has an even greater impact on happiness after retirement than financial planning. Participation in activities promotes many factors essential for psychological well-being, including a structured time schedule, social contact, and self-esteem (Schlossberg, 2004). Carefully considering whether or not to relocate at retirement is related to an active life, since it affects access to health care, friends, family, recreation, entertainment, and part-time work.

Devin retired at age 62, George at age 66. Though several years younger, Trisha and Anya—like many married women—coordinated their retirements with those of their husbands. In contrast, Jewel—in good health but without an intimate partner to share her life—kept her consulting business going until age 75. Tim took early retirement and moved to be near Elena, where he devoted himself to public service—tutoring second graders in a public school, transporting inner-city children to museums, and coaching after-school and weekend youth sports. For Tim, retirement offered a new opportunity to give generously to his community.

Unfortunately, less well-educated people with lower lifetime earnings are least likely to attend retirement preparation programs—yet they stand to benefit the most. And compared with men, women do less planning for retirement, instead relying on their husband's preparations. This gender gap seems to be narrowing, however, as women increasingly contribute to family income (Adams & Rau, 2011). Employers must take extra steps to encourage lower-paid workers and women to participate in planning activities. In addition, enhancing retirement adjustment among the economically disadvantaged depends on access to better vocational training, jobs, and health care at early ages. Clearly, a lifetime of opportunities and experiences affects the transition to retirement. In Chapter 18, we will consider the decision to retire and retirement adjustment in greater detail.

ASK YOURSELF

REVIEW What factors contribute to the rise in job satisfaction with age?

CONNECT Supervisors sometimes assign the more routine tasks to older workers, believing that they can no longer handle complex assignments. Cite evidence from this and the previous chapter indicating that this assumption is incorrect.

APPLY An executive wonders how his large corporation can foster advancement of women and ethnic minorities to upper management positions. What strategies would you recommend?

SUMMARY

Erikson's Theory: Generativity versus Stagnation (p. 532)

According to Erikson, how does personality change in middle age?

- Generativity expands as middle-aged adults face Erikson's psychological conflict of **generativity versus stagnation.** Personal desires and cultural demands jointly shape adults' generative activities.
- Highly generative people, who contribute to society through parenthood, other family relationships, the workplace, and volunteer endeavors, appear especially well-adjusted. Stagnation occurs when people become self-centered and self-indulgent in midlife.

Other Theories of Psychosocial Development in Midlife (p. 535)

Describe Levinson's and Vaillant's views of psychosocial development in middle adulthood, and discuss similarities and differences between men and women.

- According to Levinson, middle-aged adults confront four developmental tasks, each requiring them to reconcile two opposing tendencies within the self: young–old, destruction–creation, masculinity–femininity, and engagement–separateness.
- Middle-aged men show greater acceptance of "feminine" traits of nurturance and caring, while women are more open to "masculine" characteristics of autonomy and assertiveness. Men and successful career-oriented women may reduce their concern with ambition and achievement, but women who have devoted themselves to child rearing or an unfulfilling job often seek rewarding work or community engagement.
- Vaillant found that adults in their late forties and fifties become guardians of their culture, seeking to "pass the torch" to later generations.

Does the term* midlife crisis *reflect most people's experience of middle adulthood, and is middle adulthood accurately characterized as a stage?

- Most people respond to midlife with changes that are better described as "turning points" than as a crisis. Only a minority experience a **midlife crisis** characterized by intense self-doubt and stress that lead to drastic life alterations.
- Some midlife changes are adaptations to life events that are less age-graded than in the past. Most middle-aged adults also report troubling moments that prompt new understandings and goals, but debate persists over whether these psychosocial changes are stagelike.

Stability and Change in Self-Concept and Personality (p. 538)

Describe changes in self-concept, personality, and gender identity in middle adulthood.

- Middle-aged individuals maintain self-esteem and stay motivated by revising their **possible selves,** which become fewer in number as well as more modest and concrete as people adjust their hopes and fears to their life circumstances.
- Midlife typically brings enhanced psychological well-being, through greater self-acceptance, autonomy, and environmental mastery. Factors contributing to well-being, however, vary widely among cohorts and cultures.
- Daily stressors plateau in early to mid-adulthood, and then decline as work and family responsibilities ease. Midlife gains in emotional stability and confidence in handling life's problems lead to increased effectiveness in coping with stressors.
- Both men and women become more androgynous in middle adulthood. Biological explanations, such as **parental imperative theory,** are controversial. A combination of social roles and life conditions is more likely responsible.

RAMIRO OLACIREGUI/GETTY IMAGES

Discuss stability and change in the "big five" personality traits in adulthood.

- Among the **"big five" personality traits,** agreeableness and conscientiousness increase into middle age, while neuroticism declines, and extroversion and openness to experience do not change or decrease slightly. Individual differences are large and highly stable: Although adults change in overall organization and integration of personality, they do so on a foundation of basic, enduring dispositions.

Relationships at Midlife

(p. 543)

Describe the middle adulthood phase of the family life cycle.

- "Launching children and moving on" is the midlife phase of the family life cycle. Adults must adapt to many entries and exits of family members as their children launch–return–relaunch, marry, and produce grandchildren, and as their own parents age and die.
- When divorce occurs, middle-aged adults seem to adapt more easily than younger people. For women, midlife marital breakup often severely reduces standard of living, contributing to the **feminization of poverty.**
- Most middle-aged parents adjust well to launching adult children, especially if positive parent–child relationships are sustained, but adult children who are "off-time" in development can prompt parental strain. As children marry, middle-aged parents, especially mothers, often become **kinkeepers.**
- Grandparents' contact and closeness with grandchildren depend on proximity, number of grandchild sets, sex of grandparent and grandchild, and in-law relationships. In low-income families and in some ethnic groups, grandparents provide essential financial and child-care assistance. When serious family problems exist, grandparents may become primary caregivers in **skipped-generation families.**

© BLUE JEAN IMAGES/ALAMY

- Middle-aged adults reassess their relationships with aging parents, often becoming more appreciative. Mother–daughter relationships tend to be closer than other parent–child ties. The more positive the history of the parent–child tie and the greater the need for assistance, the more help exchanged.
- Middle-aged adults, often caught between caring for aging parents, assisting young-adult children and grandchildren, and meeting work and community responsibilities, are called the **sandwich generation.** The burden of caring for ill or frail parents falls most heavily on adult daughters, though the sex difference declines in later middle age.
- Parental caregiving has emotional and health consequences, especially in cultures and subcultures where adult children feel a particularly strong obligation to provide care. Social support is highly effective in reducing caregiver stress and helping adult children derive benefits from caregiving.

Describe midlife sibling relationships and friendships.

- Sibling contact and support decline from early to middle adulthood, probably because of the demands of diverse roles. But many middle-aged siblings feel closer, often in response to major life events. Sister–sister ties are typically closest in industrialized nations. In nonindustrialized societies, strong brother–sister attachments may be basic to family functioning.
- In midlife, friendships become fewer, more selective, and more deeply valued. Men continue to be less expressive with their friends than women, who have more close friendships. Viewing a spouse as a best friend can contribute greatly to marital happiness.

Vocational Life (p. 553)

Discuss job satisfaction and career development in middle adulthood, with special attention to sex differences and experiences of ethnic minorities.

- Vocational readjustments are common as middle-aged people seek to increase the personal meaning and self-direction of their work lives. Certain aspects of job performance improve. Job satisfaction increases at all occupational levels, more so for men than for women.
- **Burnout** is a serious occupational hazard, especially for those in helping professions. It can be prevented by ensuring reasonable workloads, limiting hours of stressful work, providing workers with social support, and enlisting employees' participation in designing higher-quality work environments.
- Both personal and workplace characteristics influence the extent to which older workers engage in career development. In companies with a more favorable age climate, mature employees report greater self-efficacy and commitment to the organization.
- Women and ethnic minorities face a **glass ceiling** because of limited access to management training and prejudice against women who demonstrate strong leadership qualities. Many women further their careers by leaving the corporate world, often to start their own businesses.

Discuss career change and unemployment in middle adulthood.

- Midlife career change typically involves leaving one line of work for a related one. Radical career change often signals a personal crisis. Among blue-collar workers, midlife career shifts are seldom freely chosen.

© JEFF MINTON

- Unemployment is especially difficult for middle-aged adults, who constitute the majority of workers affected by corporate downsizing and layoffs. Counseling can help them find alternative, gratifying work roles, but these rarely match their previous status and pay.

Discuss the importance of planning for retirement.

- Retirement brings major life changes, including loss of income and status and an increase in free time. Besides financial planning, planning for an active life is vital, with a strong impact on happiness after retirement. Low-paid workers and women need extra encouragement to participate in retirement planning.

Important Terms and Concepts

"big five" personality traits (p. 542)
burnout (p. 554)
feminization of poverty (p. 544)
generativity versus stagnation (p. 532)
glass ceiling (p. 555)
kinkeeper (p. 545)
midlife crisis (p. 536)
parental imperative theory (p. 540)
possible selves (p. 538)
sandwich generation (p. 549)
skipped-generation family (p. 548)

milestones

Development in Middle Adulthood

JETTA PRODUCTIONS/ WALTER HODGES/GETTY IMAGES

40–50 years

PHYSICAL

- Accommodative ability of the lens of the eye, ability to see in dim light, and color discrimination decline; sensitivity to glare increases. (502–503)
- Hearing loss at high frequencies occurs. (503)
- Hair grays and thins. (502)
- Lines on the face become more pronounced; skin loses elasticity and begins to sag. (503)
- Weight gain continues, accompanied by a rise in fatty deposits in the torso, while fat beneath the skin declines. (504)
- Loss of lean body mass (muscle and bone) occurs. (504)
- In women, production of estrogen drops, leading to shortening and irregularity of the menstrual cycle. (504)

© JEFF GREENBERG/PHOTOEDIT

- In men, quantity of semen and sperm declines. (507)
- Intensity of sexual response declines, but frequency of sexual activity drops only slightly. (509)
- Rates of cancer and cardiovascular disease increase. (509–513)

COGNITIVE

- Consciousness of aging increases. (502, 535)
- Crystallized intelligence increases; fluid intelligence declines. (518–519)
- Speed of processing declines, but adults can compensate through experience and practice. (520–521)

© LAURA DOSS/CORBIS

- Ability to attend selectively and to adapt attention—switching from one task to another—declines, but adults can compensate through experience and practice. (521)
- Amount of information retained in working memory declines, in part because of reduced use of memory strategies. (522)
- Retrieving information from long-term memory becomes more difficult. (522)
- General factual knowledge, procedural knowledge, knowledge related to one's occupation, and metacognitive knowledge remain unchanged or may increase. (522–523)

COMSTOCK/GETTY IMAGES

- Practical problem solving and expertise increase. (524)
- Creativity may become more deliberately thoughtful, emphasize integrating ideas, and shift from self-expression to more altruistic goals. (524–525)

© FLORESCO PRODUCTIONS/CORBIS

- If occupation offers challenge and autonomy, may show gains in cognitive flexibility. (525–526)

Note: Numbers in parentheses indicate the page or pages on which each milestone is discussed.

EMOTIONAL/SOCIAL

- Generativity increases. (532–533)
- Focus shifts toward personally meaningful living. (535)

© JEFF GREENBERG/PHOTOEDIT

- Possible selves become fewer in number and more modest and concrete. (538)
- Self-acceptance, autonomy, and environmental mastery increase. (538–539)
- Strategies for coping with stressors become more effective. (539)
- Gender identity becomes more androgynous; "masculine" traits increase in women, "feminine" traits in men. (535, 540–542)
- Agreeableness and conscientiousness increase, while neuroticism declines. (542)
- May launch children. (544–545)
- May become a kinkeeper, especially if a mother. (545)
- May become a parent-in-law and a grandparent. (545–547)
- Becomes more appreciative of parents' strengths and generosity; quality of relationships with parents increase. (547)
- May care for a parent with a disability or chronic illness. (549–551)
- Siblings may feel closer. (552)

JUANMONINO/GETTY IMAGES

- Number of friends generally declines. (552)
- Intrinsic job satisfaction—happiness with one's work—typically increases. (553–554)

© JIM WEST/PHOTOEDIT

50–65 years

PHYSICAL

- Lens of the eye loses its capacity to adjust to objects at varying distances entirely. (502)
- Hearing loss gradually extends to all frequencies but remains greatest for high frequencies. (503)
- Skin continues to wrinkle and sag, "age spots" increase, and blood vessels in the skin become more visible. (503)
- In women, menopause occurs; as estrogen declines further, genitals are less easily stimulated, and the vagina lubricates more slowly during arousal. (504)
- In men, inability to attain an erection when desired becomes more common. (507)
- Loss of bone mass continues; rates of osteoporosis rise. (504, 512–513)
- Collapse of disks in the spinal column causes height to drop by as much as 1 inch. (504)
- Rates of cancer and cardiovascular disease continue to increase. (509–513)

KIDSTOCK/BLEND IMAGES/GETTY IMAGES

COGNITIVE

- Cognitive changes previously listed continue.

THINKSTOCK/GETTY IMAGES

EMOTIONAL/SOCIAL

- Emotional and social changes previously listed continue.

© JEFF GREENBERG/THE IMAGE WORKS

- Parent-to-child help-giving declines, and child-to-parent support and practical assistance increase. (548–549)

© LISA F. YOUNG/ALAMY

- May retire. (556–557)

chapter 17

AP IMAGES/KHIN MAUNG WIN

Cultures around the world connect age with wisdom. Older adults' life experience enhances their ability to solve human problems and fill leadership positions. These are endeavors of South African anti-apartheid activist Archbishop Desmond Tutu and Myanmar opposition leader Aung San Suu Kyi. Each is a Nobel Peace laureate.

Physical and Cognitive Development in Late Adulthood

At age 67, Walt gave up his photography business and looked forward to more spare time with 64-year-old Ruth, who retired from her position as a social worker at the same time. For Walt and Ruth, this culminating period of life was filled with volunteer work, golfing three times a week, and joint vacations with Walt's older brother Dick and his wife, Goldie. Walt also took up activities he had always loved but had little time to pursue—writing poems and short stories, attending theater performances, enrolling in a class on world politics, and cultivating a garden that became the envy of the neighborhood. Ruth read voraciously, served on the board of directors of an adoption agency, and had more time to visit her sister Ida in a nearby city.

Over the next 20 years, Walt and Ruth amazed nearly everyone who met them with their energy and vitality. Their warmth, concern for others, and generosity with their time led not just their own children and grandchildren, but also nieces, nephews, children of friends, and former co-workers, to seek them out. On weekends, their home was alive with visitors.

© JEFF GREENBERG/ THE IMAGE WORKS

Then, in their early eighties, the couple's lives changed profoundly. Walt had surgery to treat a cancerous prostate gland and within 3 months was hospitalized again after a heart attack. He lingered for 6 weeks with Ruth at his side and then died. Ruth's grieving was interrupted by the need to care for Ida. Alert and spry at age 78, Ida deteriorated mentally in her seventy-ninth year, despite otherwise excellent physical health. Meanwhile, Ruth's arthritis worsened, and her vision and hearing weakened.

As Ruth turned 85, certain activities had become difficult—but not impossible. "It just takes a little adjustment!" Ruth exclaimed in her usual upbeat manner. Reading was harder, so she downloaded audiobooks to her MP3 player. Her gait was slower and her eyesight less reliable, making her hesitant to go out alone. At dinner in a noisy restaurant with her daughter and family, Ruth felt overwhelmed and participated little in the fast-moving conversation. But in one-to-one interactions in a calm environment, she showed the same intelligence, wit, and astute insights that she had displayed all her life.

Late adulthood stretches from age 65 to the end of the lifespan. Unfortunately, popular images fail to capture the quality of these final decades. Instead, many myths prevail—that older people have entered a period of deterioration and dependency, that they are no longer able to learn, and that their families isolate them in nursing



chapter outline

PHYSICAL DEVELOPMENT

Life Expectancy
Variations in Life Expectancy • Life Expectancy in Late Adulthood • Maximum Lifespan

BIOLOGY AND ENVIRONMENT What Can We Learn About Aging from Centenarians?

Physical Changes
Nervous System • Sensory Systems • Cardiovascular and Respiratory Systems • Immune System • Sleep • Physical Appearance and Mobility • Adapting to Physical Changes of Late Adulthood

CULTURAL INFLUENCES Cultural Variations in Sense of Usefulness in Late Life

Health, Fitness, and Disability
Nutrition and Exercise • Sexuality • Physical Disabilities • Mental Disabilities • Health Care

SOCIAL ISSUES: HEALTH Interventions for Caregivers of Older Adults with Dementia

COGNITIVE DEVELOPMENT

Memory
Deliberate versus Automatic Memory • Associative Memory • Remote Memory • Prospective Memory

Language Processing

Problem Solving

Wisdom

Factors Related to Cognitive Maintenance and Change

Cognitive Interventions

Lifelong Learning
Types of Programs • Benefits of Continuing Education

homes. Young people who have little contact with older adults are often surprised that those like Walt and Ruth even exist—active and involved in the world around them.

As we trace physical and cognitive development in late adulthood, we will see that the balance of gains and declines shifts as death approaches. But in industrialized nations, the typical 65-year-old can anticipate nearly two healthy, rewarding decades before this shift affects everyday life. And as Ruth illustrates, even after older adults become frail, many find ways to surmount physical and cognitive challenges.

Late adulthood is best viewed as an extension of earlier periods, not a break with them. As long as social and cultural contexts give older adults support, respect, and purpose in life, these years are a time of continued potential. ●

PHYSICAL DEVELOPMENT

TAKE A MOMENT... Do you know an older person who "seems young" or "seems old" for his or her age? In using these descriptors, we acknowledge that chronological age is an imperfect indicator of **functional age**, or actual competence and performance. Because people age biologically at different rates, some 80-year-olds appear younger than many 65-year-olds. Also, recall from Chapter 13 that within each person, change differs across parts of the body. For example, Ruth became infirm physically but remained active mentally, whereas Ida, though physically fit for her age, found it hard to carry on a conversation, keep appointments, or complete familiar tasks.

So much variation exists between and within individuals that researchers have not yet identified any single biological measure that predicts the overall rate at which a person will age.

© BORDERLANDS/ALAMY

Two friends enjoy a stroll in Tokyo, Japan. How old are they? How old do they look and feel? Because people age biologically at different rates, the woman on the right appears younger, though both are in their early eighties.

But we do have estimates of how much longer older adults can expect to live, and our knowledge of factors affecting longevity in late adulthood has increased rapidly.

Life Expectancy

"I wonder how many years I have left," Ruth asked herself each time a major life event, such as retirement or widowhood, occurred. Dramatic gains in **average life expectancy**—the number of years that an individual born in a particular year can expect to live, starting at any given age—provide powerful support for the multiplicity of factors considered in previous chapters that slow biological aging, including improved nutrition, medical treatment, sanitation, and safety. Recall from Chapter 1 that in 1900, life expectancy was just under 50 years; in the United States today, it is 78.5—nearly 76 for men and 81 for women. A major factor in this extraordinary gain is a steady decline in infant mortality (see Chapter 3), but death rates among adults have decreased as well. For example, heart disease, the leading cause of overall adult death in the United States, has dropped by more than 60 percent in the past 50 years, due to declines in risk factors (such as high blood pressure and cigarette smoking) and, mostly, advances in medical treatment (U.S. Department of Health and Human Services, 2011c).

Variations in Life Expectancy

Consistent group differences in life expectancy underscore the joint contributions of heredity and environment to biological aging. In almost all cultures, women can look forward to 2 to 7 more years of life than men—a life expectancy advantage that characterizes females of most species (Kirkwood, 2010). The protective value of the female's extra X chromosome (see Chapter 2) is believed to be responsible. Yet since the early 1970s, the gender gap in life expectancy has narrowed in industrialized nations (Leung, Zhang, & Zhang, 2004). Because men are at higher risk for disease and early death, they reap somewhat larger generational gains from positive lifestyle changes and new medical discoveries.

Life expectancy varies substantially with SES, ethnicity, and nationality. As education and income increase, so does length of life (Whitfield, Thorpe, & Szanton, 2011). In the United States, a white child born in 2010 is likely to live 3 to 6 years longer than an African-American child (U.S. Department of Health and Human Services, 2011c). Accounting for this difference are higher rates of infant mortality, unintentional injuries, life-threatening disease, stress, and violent death linked to low SES.

Length of life—and, even more important, *quality of life* in old age—can be predicted by a country's health care, housing, and social services, along with lifestyle factors. When researchers estimate **average healthy life expectancy**, the number of years a person born in a particular year can expect to live in full health, without disease or injury, Japan ranks first,

© EVERETT KENNEDY BROWN/EPA/CORBIS

In a Japanese seaside city, a spry aging couple practice their local tradition of net fishing. Japan's low rates of obesity and heart disease and favorable health-care policies contribute to its worldwide leading status in healthy life expectancy.

with the United States below the overwhelming majority of industrialized nations (see Figure 17.1). Japan's leading status in this overall measure of population health has been attributed to its low rates of obesity and heart disease, linked to its low-fat diet, along with its favorable health-care policies. Because the United States falls short in these respects, Americans spend somewhat more time disabled and die earlier than older adults in most other developed countries.

In developing nations with widespread poverty, malnutrition, disease, and armed conflict, average life expectancy hovers around 55 years. And healthy life expectancy is reduced by three to four decades compared with the industrialized world—for example, for males, 69 years in Japan, 67 years in Sweden, 65 years in the United States, but only 48 in Afghanistan, 47 in Sierra Leone, and 28 in Haiti, where overall health recently declined because of the 2010 catastrophic earthquake (Salomon et al., 2012).

Life Expectancy in Late Adulthood

Although poverty-stricken groups lag behind the economically advantaged, the proportion of older adults has risen dramatically in the industrialized world. From 1900 to 2010, people age 65 and older increased from 4 percent to 13 percent of the U.S. population. Because of aging baby boomers, older adults are projected to rise to nearly 20 percent by 2030. Among older Americans, the fastest-growing segment is the 85-and-older group, which has increased by 30 percent during the past decade and currently makes up nearly 3.5 percent of the U.S. population. By 2050, they are expected to swell to over three times their current number (U.S. Census Bureau, 2012b).

Americans reaching age 65 in the early twenty-first century can look forward, on average, to 19 more years of life. As at earlier ages, life expectancy is greater for older women than for men. Today, the 65- to 69-year age group includes 117 women

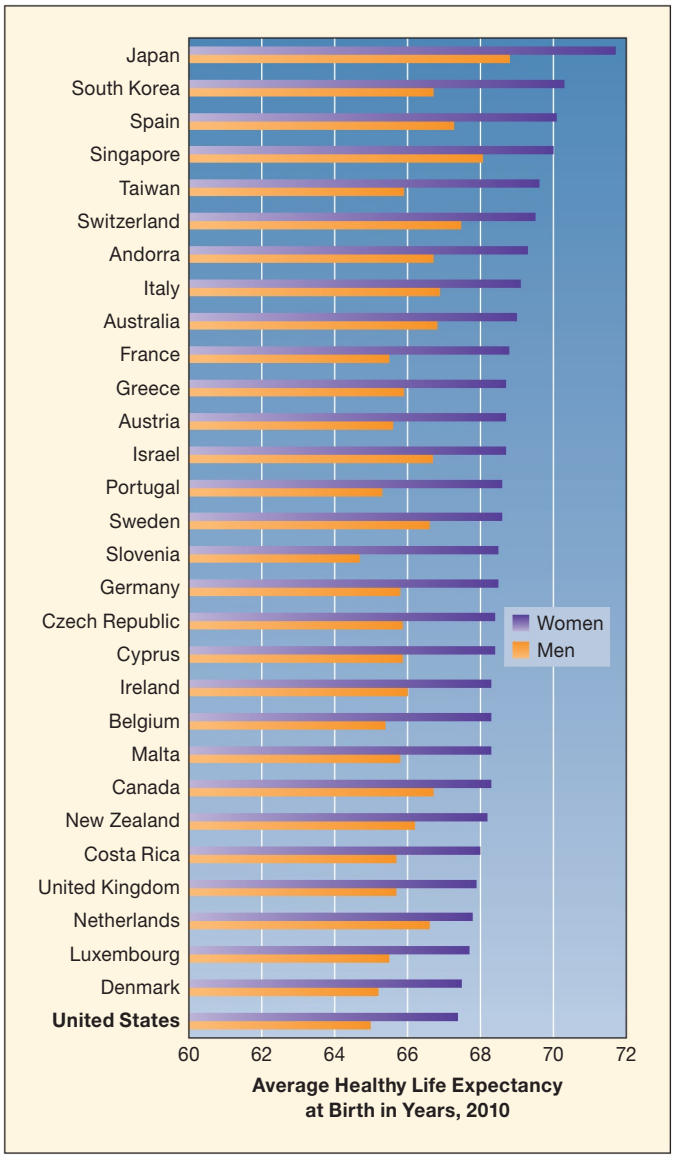

FIGURE 17.1 Average healthy life expectancy at birth in 30 nations, ranked on basis of measures for women. Japan ranks first, the United States a disappointing thirtieth. In each nation, women's healthy life expectancy is about 2 to 3 years longer than men's. (From Salomon et al., 2012.)

for every 100 men; for people age 85 and older, this number climbs to 210 (U.S. Census Bureau, 2012b). Similar discrepancies exist throughout the world, with the exception of a few developing countries where death rates of women during childbirth are high or women experience severe discrimination and deprivation.

Although women outnumber men by a greater margin as older adults advance in age, differences in average life expectancy between the sexes are declining. An American newborn girl can expect to live about 5 years longer than a newborn boy. At age 65, the difference narrows to just under 3 years; at age 85, to just over 1 year. Over age 100, the gender gap in life expectancy disappears (U.S. Census Bureau, 2012b). Similarly,

Biology and Environment

What Can We Learn About Aging from Centenarians?

Jeanne Louise Calment, listed in *Guinness World Records* as the longest-lived person whose age could be documented, was born in Arles, France, in 1875 and died there in 1997, 122 years later. Heredity undoubtedly contributed to her longevity: Her father lived to age 94, her mother to 86. Her family was middle-SES, and in her twenties, she married a prosperous merchant (Robine & Allard, 1999). As a young woman, she was healthy and energetic; she bicycled, swam, roller-skated, played tennis, and ran up the steps of the cathedral to attend daily Mass.

Jeanne attributed her longevity to a diet rich in olive oil and an occasional glass of port wine. Others credit her easy-going disposition and resistance to stress. "If you can't do anything about it," she once said, "don't worry about it." Jeanne took up fencing at age 85 and rode a bicycle until age 100. Shortly thereafter, she moved into assisted living (see page 589), where she blossomed, becoming a celebrity because of both her age and her charming personality. Alert and quick-witted until her final year, she recommended laughter as the best recipe for long life. Asked once about the effects of aging, she quipped, "I've only one wrinkle, and I am sitting on it."

Because of stereotypes of aging, we tend to picture the most older people as extremely frail. Yet the past 30 years have seen a 65 percent increase in centenarians in the industrialized world. Currently, American centenarians, though still rare (a fraction of one percent of the population), number about 53,000 (Meyer, 2012). But the proportion of centenarians in the United States is smaller than in most other developed nations.

Among centenarians, women outnumber men by five to one. About 60 to 70 percent have physical and mental impairments that interfere with independent functioning. But the rest lead active, autonomous lives (Perls & Terry, 2003). These robust centenarians are of special interest because they represent the ultimate potential of the human species. What are they like? Results of several longitudinal studies reveal that they are diverse in years of education (none to postgraduate), economic well-being (very poor to very rich), and ethnicity. At the same time, their physical condition and life stories reveal common threads.

© PASCAL PARROT/CORBIS SYGMA

Jeanne Louise Calment, shown here at age 121, took up fencing at age 85, rode a bicycle until age 100, and maintained a quick wit until her final year. The longest-lived person on record, she died at age 122.

differences in rates of chronic illness and in life expectancy between higher-SES whites and low-SES ethnic minorities decline with age. Around age 87, a *life expectancy crossover* occurs—surviving members of low-SES ethnic minority groups live longer than members of the white majority (Herd, Robert, & House, 2011; Masters, 2012; Sautter et al., 2012). Researchers speculate that among males and members of low-SES groups, only the biologically sturdiest survive into very old age.

Throughout this book, we have seen that genetic and environmental factors jointly affect aging. With respect to heredity, identical twins typically die within 3 years of each other, whereas fraternal twins of the same sex differ by more than 6 years. Also, longevity runs in families. When both parents survive to age 70 or older, the chances that their children will live to 90 or 100 are double that of the general population (Cevenini et al., 2008; Hayflick, 1994; Mitchell et al., 2001). At the same time, evidence from twin studies suggests that once people pass 75 to 80 years, the contribution of heredity to length of life decreases in favor of environmental factors—a healthy diet; normal body weight; regular exercise; little or no tobacco, alcohol, and drug use; an optimistic outlook; low psychological stress; and social support (Yates et al., 2008; Zaretsky, 2003). As the Biology and Environment box above reveals, the study of centenarians—people who cross the 100-year mark—offers special insights into how biological, psychological, and social influences work together to promote a long, satisfying life.

Maximum Lifespan

Finally, perhaps you are wondering: For humans, what is the **maximum lifespan**, or species-specific biological limit to length of life (in years), corresponding to the age at which the oldest known individual died? As the Biology and Environment box indicates, the oldest verified age is 122 years.

Does this figure actually reflect the upper bound of human longevity, or can it be extended? Some scientists believe that 122 years is close to the maximum, and 85 to 90 years is as much as most humans can expect. They point out that gains in average

Health

Centenarians usually have grandparents, parents, and siblings who reached very old age, indicating a genetically based survival advantage. Likewise, their children, who are typically in their seventies and eighties, appear physically young for their age (Coles, 2004; Perls et al., 2002). Some centenarians share with siblings a segment of identical DNA on the fourth chromosome, suggesting that a certain gene, or several genes, may increase the likelihood of exceptionally long life (Perls & Terry, 2003).

Most robust centenarians greatly delay or escape age-related chronic illnesses. Genetic testing reveals a low incidence of genes associated with immune-deficiency disorders, cancer, and Alzheimer's disease. Consistent with these findings, robust centenarians usually have efficiently functioning immune systems, and after-death examinations reveal few brain abnormalities (Silver & Perls, 2000). Others function effectively despite underlying chronic disease—typically atherosclerosis, other cardiovascular problems, and brain pathology (Berzlanovich et al., 2005; Evert et al., 2003). Compared with the general population, about four times as many centenarian women gave birth to healthy children after age 40 (Perls et al., 2000). Late childbearing may indicate that the body, including the reproductive system, is aging slowly.

As a group, robust centenarians are of average or slender build and practice moderation in eating. Many have most or all of their own teeth—another sign of unusual physical health. The large majority report having never smoked, engaging in no more than moderate wine consumption, and sustaining a lifelong pattern of physical activity past age 100 (Hagberg & Samuelson, 2008; Kropf & Pugh, 1995).

Personality

In personality, these very senior citizens appear highly optimistic (Jopp & Rott, 2006). In a study in which robust centenarians retook personality tests after 18 months, they reported more fatigue and depression, perhaps in response to increased frailty at the very end of their lives. But they also scored higher in toughmindedness, independence, emotional security, and openness to experience—traits that may be vital for surviving beyond 100 (Martin, Long, & Poon, 2002). An important contributor to their favorable mental health and longevity is social support, especially close family bonds and a long and happy marriage (Margrett et al., 2011; Velkoff, 2000). An unusually large percentage of centenarian men—about one-fourth—are still married.

Activities

Robust centenarians have a history of community involvement—working for just causes that are central to their growth and happiness. Their past and current activities often include stimulating work, leisure pursuits, and learning, which may help sustain their good cognition and life satisfaction (Antonini et al., 2008). Writing letters, poems, plays, and memoirs; making speeches; teaching music lessons and Sunday school; nursing the sick; chopping wood; selling merchandise, bonds, and insurance; painting; practicing medicine; and preaching sermons are among robust centenarians' varied involvements. In several cases, illiterate centenarians learned to read and write.

In sum, robust centenarians illustrate typical development at its best. These independent, mentally alert, happy 100-year-olds reveal how a healthy lifestyle, personal resourcefulness, and close ties to family and community can build on biological strengths, thereby pushing the limits of an active, fulfilling life.

life expectancy are largely the result of reducing health risks in the first 20 or 30 years—especially, the harmful behavioral and environmental conditions linked to poverty, limited education, and weak access to health care (Olshansky, 2011). For people age 65 and older, life expectancy has increased very little—only about 5 months—over the past decade. And although the number of centenarians is rising (see the Biology and Environment box), the odds of becoming a centenarian have been extremely low throughout human history and remain so today—in the U.S. population, just 1.7 for every 10,000 people, with most centenarians dying by age 103 (Carnes, Olshansky, & Hayflick, 2013). Nevertheless, other researchers remain convinced that we can add to human maximum lifespan.

This controversy raises another issue: *Should* maximum lifespan be increased as far as possible? ***TAKE A MOMENT...*** How would you answer this question? Many people respond that the important goal is not just quantity of life, but quality—that is, doing everything possible to extend healthy life expectancy. Most experts agree that only after reducing the high rates of preventable illness and disability among low-SES individuals and wiping out age-related diseases should we invest in lengthening the maximum lifespan.

Physical Changes

The programmed effects of specific genes and the random cellular events believed to underlie biological aging (see Chapter 13) make physical declines more apparent in late adulthood. The majority of people age 65 and older are capable of living active, independent lives, but with age, growing numbers need assistance. After age 75, about 9 percent of Americans have difficulty carrying out **activities of daily living (ADLs)**—basic self-care tasks required to live on one's own, such as bathing, dressing, getting in and out of bed or a chair, or eating. And about 17 percent cannot carry out **instrumental activities of daily living (IADLs)**—tasks necessary to conduct the business of daily life and also requiring some cognitive competence, such

as telephoning, shopping, food preparation, housekeeping, and paying bills. The proportion of older adults with these limitations rises sharply with age (U.S. Department of Health and Human Services, 2011c). Nevertheless, most body structures can last into our eighties and beyond, if we take good care of them. For an overview of the physical changes we are about to discuss, return to Table 13.1 on page 435.

Nervous System

On a routine office visit, 80-year-old Ruth's doctor asked her how she was getting along. "I think I might be losing my mind," Ruth replied anxiously. "Yesterday, I forgot the name of the family who just moved in next door. And the day before, I had trouble finding the right words to explain to a delivery service how to get to my house."

"Ruth, everyone forgets those sorts of things from time to time," Dr. Wiley reassured her. "When we were young and had a memory lapse, we reprimanded ourselves for being scatterbrained and thought no more about it. Now, when we do the same thing, we attribute it to having 'a senior moment,' and we worry."

Ruth also wondered why extremes of hot and cold weather felt more uncomfortable than in earlier years. And she needed more time to coordinate a series of movements and had become less sure of her balance.

Aging of the central nervous system affects a wide range of complex activities. Although brain weight declines throughout adulthood, brain-imaging research and after-death autopsies reveal that the loss becomes greater starting in the sixties and may amount to as much as 5 to 10 percent by age 80, due to withering of the myelin coating on neural fibers, loss of synaptic connections, death of neurons, and enlargement of ventricles (spaces) within the brain (Rodrigue & Kennedy, 2011; Zelazo & Lee, 2010).

Neuron loss occurs throughout the cerebral cortex but at different rates among different regions and often inconsistently within parts of those regions. In longitudinal studies, the frontal lobes, especially the prefrontal cortex (responsible for inhibition, integration of information, strategic thinking, and other aspects of executive function), and the corpus callosum (which connects the two cortical hemispheres) tended to show greater shrinkage than the parietal and temporal lobes, with the occipital lobes changing little (see page 124 in Chapter 4 for a visual image of these regions) (Fabiani, 2012; Smith et al., 2007). The cerebellum (which controls balance and coordination and supports cognitive processes) also loses neurons—in all, about 25 percent. And EEG measures reveal gradual slowing and reduced intensity of brain waves—signs of diminished efficiency of the central nervous system (Kramer, Fabiani, & Colcombe, 2006).

But brain-imaging research reveals wide individual differences in the extent of these losses, which are moderately associated with cognitive functioning (Raz et al., 2010). And the brain can overcome some decline. In several studies, growth of neural fibers in the brains of older adults unaffected by illness took place at the same rate as in middle-aged people. Aging neurons established new synapses after other neurons had degenerated (Flood & Coleman, 1988). Furthermore, the aging cerebral cortex can, to a limited degree, generate new neurons (Gould, 2007; Snyder & Cameron, 2012). And fMRI evidence reveals that compared with younger adults, older people who do well on memory and other cognitive tasks show more widely distributed activity across areas of the cerebral cortex, particularly in the prefrontal cortex and in regions mirroring typically active sites but located in the opposite hemisphere (Fabiani, 2012; Reuter-Lorenz & Cappell, 2008). This suggests that one way older adults compensate for neuron loss is to call on additional brain regions to support cognitive processing.

The autonomic nervous system, involved in many life-support functions, also performs less well, putting the older adults at risk during heat waves and cold spells. For example, Ruth's reduced tolerance for hot weather was due to decreased sweating. And her body found it harder to raise its core temperature during cold exposure. However, among physically fit older people who are free of disease, these declines are mild (Blatteis, 2012). The autonomic nervous system also releases higher levels of stress hormones into the bloodstream than it did earlier, perhaps to arouse body tissues that have become less responsive to these hormones over the years (Whitbourne, 2002). As we will see, this change may contribute to decreased immunity and to sleep problems.

Sensory Systems

Changes in sensory functioning become increasingly noticeable in late life. Older adults see and hear less well, and their taste, smell, and touch sensitivity may also decline. As Figure 17.2

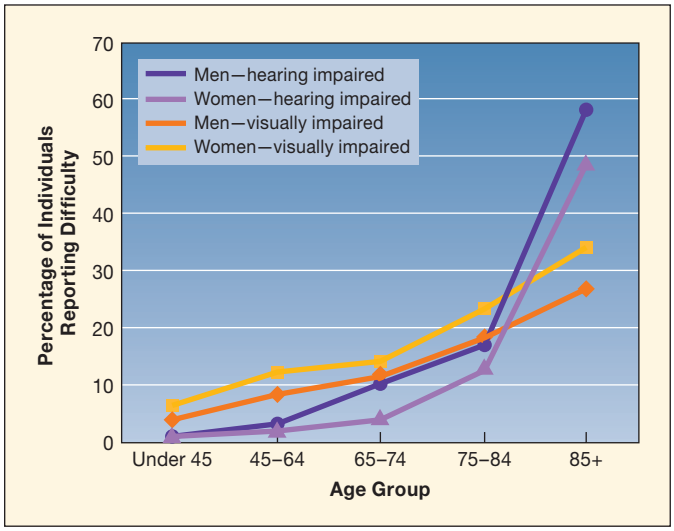

FIGURE 17.2 Rates of visual and hearing impairments among U.S. men and women by age. Among a large, nationally representative sample, those reporting that they had trouble seeing, even when wearing glasses or contact lenses, were judged visually impaired; those reporting "a lot of trouble" hearing were judged hearing impaired. Women report more visual impairments; men report more hearing impairments, a gap that widens considerably in late adulthood. In late life, hearing impairments become more common than visual impairments. (Adapted from U.S. Department of Health and Human Services, 2012d.)

shows, in late life, hearing impairments are more common than visual impairments. Extending trends in middle adulthood, more women than men report being visually impaired, more men than women hearing impaired.

Vision. In Chapter 15 (see pages 502–503), we noted that structural changes in the eye make it harder to focus on nearby objects, see in dim light, and perceive color. In late adulthood, vision diminishes further. The cornea (clear covering of the eye) becomes more translucent and scatters light, which blurs images and increases sensitivity to glare. The lens continues to yellow, leading to further impairment in color discrimination. The number of individuals with **cataracts**—cloudy areas in the lens, resulting in foggy vision and (without surgery) eventual blindness—increases tenfold from middle to late adulthood, affecting 25 percent of people in their seventies and 50 percent of those in their eighties (Owsley, 2011; U.S. Census Bureau, 2012b). Besides biological aging, heredity, sun exposure, cigarette smoking, alcohol consumption, and certain diseases (such as hypertension and diabetes) increase the risk of cataracts (Sacca et al., 2009). Fortunately, removal of the lens and replacement with an artificial lens implant is highly successful in restoring vision.

Impaired eyesight in late adulthood largely results from a reduction in light reaching the retina (caused by yellowing of the lens, shrinking of the pupil, and clouding of the vitreous) and from cell loss in the retina and optic nerve (refer again to Chapter 15). Dark adaptation—moving from a brightly lit to a dim environment, such as a movie theater—becomes harder. A decline in binocular vision (the brain's ability to combine images received from both eyes) makes depth perception less reliable. And visual acuity (fineness of discrimination) worsens, dropping sharply after age 70 (Owsley, 2011).

When light-sensitive cells in the macula, or central region of the retina, break down, older adults may develop **macular degeneration**, in which central vision blurs and gradually is lost. Macular degeneration is the leading cause of blindness among older adults. About 10 percent of 65- to 74-year-olds, and 30 percent of 75- to 85-year-olds, have symptoms. If diagnosed early, macular degeneration can sometimes be treated with laser therapy. As with cataracts, heredity (including several identified genes) increases risk, especially when combined with cigarette smoking or obesity (Chu et al., 2008; Rhone & Basu, 2008; Wysong, Lee, & Sloan, 2009). Atherosclerosis also contributes by constricting blood flow to the retina. Protective factors—believed to exert their effects by shielding cells in the macula from free-radical damage—include regular, brisk physical activity and a diet rich in green, leafy vegetables, which are excellent sources of vitamins A, C, E, and carotenoids (yellow and red plant pigments) (Feret et al., 2007).

Visual difficulties have a profound impact on older people's self-confidence and everyday behavior. As she approached age 80, Ruth gave up driving, and she worried about Walt, who found it hard to shift focus between the road and the dashboard or to make out pedestrians at dusk and at night. On foot, problems with depth perception and dark adaptation increase older adults' chances of stumbling.

When vision loss is extensive, it can affect leisure pursuits and be very isolating. Because of her poor vision, Ruth could no longer enjoy museums, movies, playing bridge, or working crossword puzzles, and she depended on others for help with housekeeping and shopping. But even among people age 85 and older, only 30 percent experience visual impairment severe enough to interfere with daily living (U.S. Department of Health and Human Services, 2011c). For many, however, reduced vision goes undetected. Treatment is vital for sustaining quality of life.

Hearing. "Mom, I'd like you to meet Joe's cousin Leona," said Ruth's daughter Sybil at a Thanksgiving gathering. But in the clamor of boisterous children, television sounds, and nearby conversations, 85-year-old Ruth didn't catch Leona's name or her relationship to Sybil's husband, Joe.

"Tell me your name again?" Ruth asked, adding, "Let's go into the other room, where it's quieter, so we can speak a bit."

Reduced blood supply and natural cell death in the inner ear and auditory cortex, discussed in Chapter 15, along with stiffening of membranes (such as the eardrum), cause hearing to decline in late adulthood. Decrements are greatest at high frequencies, although detection of soft sounds diminishes throughout the frequency range (see page 503). In addition, responsiveness to startling noises lessens, and discriminating complex tone patterns becomes harder (Hietanen et al., 2004; Kidd & Bao, 2012).

Although hearing loss has less impact on self-care than vision loss, it affects safety and enjoyment of life. In the din of city traffic, 80-year-old Ruth didn't always correctly interpret warnings, whether spoken ("Watch it, don't step out yet") or nonspoken (the beep of a horn). And when she turned up the radio or television volume, she sometimes missed the ring of the telephone or a knock at the door.

As hearing declines, older people report lower self-efficacy, more loneliness and depressive symptoms, and a smaller social

© JEFF GREENBERG/THE IMAGE WORKS

This adult son's patient guidance helps his father feel included at a boisterous family reunion. Declines in hearing make it difficult for older adults to socialize in noisy settings.

network than their normally hearing peers (Kramer et al., 2002). Of all hearing difficulties, the age-related decline in speech perception has the greatest impact on life satisfaction. After age 70, ability to detect the content and emotionally expressive features of conversation declines, especially in noisy settings (Gosselin & Gagne, 2011).

Although Ruth used problem-centered coping to increase her chances of hearing conversation, she wasn't always successful. At the family's Thanksgiving reunion, fewer relatives took time to talk with Ruth, and she felt some pangs of loneliness. And sometimes people were inconsiderate. On a dinner outing, when Ruth asked Joe to repeat himself, he turned to Sybil and said loudly, "Be honest, Syb, Ruth's going deaf, isn't she?" In one study, older adults' adoption of such negative stereotypes of aging predicted greater hearing loss over a three-year period (Levy, Slade, & Gill, 2006).

Most older adults do not suffer from hearing loss great enough to disrupt their daily lives until after age 85. For those who do, compensating with a hearing aid is helpful. Furthermore, recall from Chapter 4 (pages 145–146) that beginning at birth, our perception is *intermodal* (combines information from more than one sensory system). By attending to facial expressions, gestures, and lip movements, older adults can use vision to help interpret the spoken word. Finally, when family members and others speak in quiet environments, older people are far more likely to convey an image of alertness and competence than of reduced sensitivity to the surrounding world.

Taste and Smell. Walt's brother Dick was a heavy smoker. In his sixties, he poured salt and pepper over his food and asked for "extra hot" in Mexican and Indian restaurants.

Dick's reduced sensitivity to the four basic tastes—sweet, salty, sour, and bitter—is evident in many adults after age 60. Older adults also have greater difficulty recognizing familiar foods by taste alone (Fukunaga, Uematsu, & Sugimoto, 2005; Methven et al., 2012). But no change in the number or distribution of taste buds occurs late in life, so this drop in taste sensitivity may be due to factors other than aging. Cigarette smoking, dentures, medications, and environmental pollutants can affect taste perception (Drewnowski & Shultz, 2001). When taste is harder to detect, food is less enjoyable, increasing the likelihood of dietary deficiencies. Flavor additives can help make food more attractive.

Besides enhancing food enjoyment, smell has a self-protective function. An aging person who has difficulty detecting rancid food, gas fumes, or smoke may be in a life-threatening situation. A decrease in the number of smell receptors after age 60 contributes to declines in odor sensitivity (Seiberling & Conley, 2004). Researchers believe that odor perception not only wanes but becomes distorted, a change that may promote complaints that "food no longer smells and tastes right." But older adults experiencing greater difficulty with verbal recall, including retrieval of odor labels, have greater difficulty with odor recognition tasks (Larsson, Öberg, & Bäckman, 2005). So cognitive changes may make the decline in odor perception appear greater than it actually is.

Touch. Object recognition through touch occurs many times each day, as adults identify common objects after manually exploring them—keys or credit card in a pocket, corkscrew at the back of a drawer—within 2 to 3 seconds. Touch sensitivity is especially crucial for certain adults, such as the severely visually impaired reading Braille and people making fine judgments about texture—for example, in art and handicraft activities. In later life, capacity to discriminate detailed surface properties and identify unfamiliar objects by touch declines. Waning of touch perception on the hands, especially the fingertips—believed to be due to loss of touch receptors in certain regions of the skin and slowing of blood circulation to the extremities—contributes (Stevens & Cruz, 1996). In addition, decrements in fluid abilities, especially spatial orientation, are influential (see page 519 in Chapter 15) (Kalisch et al., 2012). Fluid skills are strongly correlated with older adults' tactile performance.

Compared to their sighted counterparts, blind Braille readers retain high touch sensitivity well into old age (Legge et al., 2008). Years of experience in picking up detailed tactile information seem to protect their tactile discrimination skills.

Cardiovascular and Respiratory Systems

Aging of the cardiovascular and respiratory systems proceeds gradually and usually unnoticed in early and middle adulthood. In late adulthood, changes become more apparent. In their sixties, Ruth and Walt noticed that they felt more physically stressed after running to catch a bus or to cross a street before the light changed.

As the years pass, the heart muscle becomes more rigid, and some of its cells die while others enlarge, leading the walls of the left ventricle (the largest heart chamber, from which blood is pumped to the body) to thicken. In addition, artery walls stiffen

© JUICE IMAGES/ALAMY

These mountain hikers need frequent rests to catch their breath and regain their energy. With aging of the cardiovascular and respiratory systems, sufficient oxygen may not be delivered to body tissues during physical exertion.

and accumulate some plaque (cholesterol and fats) due to normal aging (much more in those with atherosclerosis). Finally, the heart muscle becomes less responsive to signals from pacemaker cells within the heart, which initiate each contraction (Larsen, 2009; Smith & Cotter, 2008).

As a combined result of these changes, the heart pumps with less force, maximum heart rate decreases, and blood flow throughout the circulatory system slows. This means that sufficient oxygen may not be delivered to body tissues during high physical activity. (Recall from Chapter 13 that a healthy heart supports typical levels of exertion well into old age.)

Changes in the respiratory system compound the effects of reduced oxygenation. Because lung tissue gradually loses its elasticity, vital capacity (amount of air that can be forced in and out of the lungs) is reduced by half between ages 25 and 80. As a result, the lungs fill and empty less efficiently, causing the blood to absorb less oxygen and give off less carbon dioxide. This explains why older people increase their breathing rate more and feel more out of breath while exercising.

Cardiovascular and respiratory deficiencies are more extreme in lifelong smokers and in people who have failed to reduce dietary fat or have had many years of exposure to environmental pollutants. As we have seen in previous chapters, exercise is a powerful means of slowing cardiovascular aging (Galetta et al., 2012). Exercise also facilitates respiratory functioning, as we will see later when we discuss health and fitness.

Immune System

As the immune system ages, T cells, which attack antigens (foreign substances) directly, become less effective (see Chapter 13, page 437). In addition, the immune system is more likely to malfunction by turning against normal body tissues in an **autoimmune response**. A less competent immune system can increase the risk of a variety of illnesses, including infectious diseases (such as the flu), cardiovascular disease, certain forms of cancer, and various autoimmune disorders, such as rheumatoid arthritis and diabetes (Larbi, Fülöp, & Pawelec, 2008). But an age-related decline in immune functioning is not the cause of most late-life illnesses. It merely permits disease to progress, whereas a stronger immune reaction would stamp out the disease agent.

Although older adults vary greatly in immunity, most experience some loss, ranging from partial to profound (Ponnappan & Ponnappan, 2011). The strength of the aging person's immune system seems to be a sign of overall physical vigor. Certain immune indicators, such as high T cell activity, predict better physical functioning and survival over the next two years in very old people (Moro-Garcia et al., 2012; Wikby et al., 1998).

Recall from Chapter 13 that stress hormones undermine immunity. With age, the autonomic nervous system releases higher levels of these into the bloodstream (refer back to page 437). As the immune response declines with age, stress-induced susceptibility to infection rises dramatically (Archer et al., 2011). A healthy diet and exercise help protect the immune response in old age, whereas obesity aggravates the age-related decline.

Sleep

When Walt went to bed at night, he usually lay awake for a half-hour to an hour before falling asleep, remaining in a drowsy state longer than when he was younger. During the night, he spent less time in the deepest phase of NREM sleep (see Chapter 3, page 108) and awoke several times—again sometimes lying awake for a half-hour or more before drifting back to sleep.

Older adults require about as much total sleep as younger adults: around 7 hours per night. Yet as people age, they have more difficulty falling asleep, staying asleep, and sleeping deeply. Insomnia affects nearly half of older adults at least a few nights per month. The timing of sleep tends to change as well, toward earlier bedtime and earlier morning wakening (Edwards et al., 2010). Changes in brain structures controlling sleep and higher levels of stress hormones in the bloodstream, which have an alerting effect on the central nervous system, are believed to be responsible.

Until age 70 or 80, men experience more sleep disturbances than women, for several reasons. First, enlargement of the prostate gland, which occurs in almost all aging men, constricts the urethra (the tube draining the bladder) and leads to a need to urinate more often, including during the night. Second, men—especially those who are overweight and use alcohol heavily—are more prone to **sleep apnea**, a condition in which breathing ceases for 10 seconds or longer, resulting in many brief awakenings. An estimated 45 to 60 percent of older adults are affected (Edwards et al., 2010).

Poor sleep can feed on itself. Walt's nighttime wakefulness led to daytime fatigue and short naps, which made it harder to fall asleep the following evening. And because Walt expected to have trouble sleeping, he worried about it, which also interfered with sleep. Insomnia in older adults is of special concern because it increases the risk of falls and cognitive impairments (Crowley, 2011). Those who are poor sleepers more often report slower reaction times and attention and memory difficulties.

Fortunately, there are ways to foster restful sleep, such as establishing a consistent bedtime and waking time, exercising regularly, and using the bedroom only for sleep (not for eating, reading, or watching TV) (McCurry et al., 2007). Older adults receive more prescription sedatives for sleep complaints than do people under age 60. Used briefly, these drugs can help relieve temporary insomnia. But long-term medication can make matters worse by increasing the frequency and severity of sleep apnea and by inducing rebound insomnia after the drug is discontinued (Feinsilver, 2003). Finally, discomfort due to an enlarged prostate, including frequent urination at night, can be corrected with laser surgical procedures that relieve symptoms without complications (Zhang et al., 2012).

Physical Appearance and Mobility

In earlier chapters, we saw that changes leading to an aged appearance are under way as early as the twenties and thirties. Because these occur gradually, older adults may not notice that they look older until changes have become obvious. Each year

DAVID HUME KENNERLY/GETTY IMAGES

AFP/GETTY IMAGES

AHMAD GHARABLI/AFP/GETTY IMAGES

Aging brings changes in appearance, evident in these portraits of Jimmy Carter, former U.S. president, at ages 52, 63, and 88. The skin creases and sags, "age spots" increase, the nose and ears broaden, and hair on the head thins.

during their summer travels, Walt and Ruth observed that Dick and Goldie's skin appeared more wrinkled. Their hair turned from gray to white as all pigment was lost; their bodies grew rounder and their arms and legs thinner. When they returned home, Walt and Ruth also were more aware that they themselves had aged.

Creasing and sagging of the skin, described in Chapter 15, extends into old age. In addition, oil glands that lubricate the skin become less active, leading to dryness and roughness. "Age spots" increase; in some individuals, the arms, backs of the hands, and face may be dotted with these pigmented marks. Blood vessels can be seen beneath the more transparent skin, which has largely lost its layer of fatty support (Whitbourne, 2002). This loss further limits the older adult's ability to adapt to hot and cold temperatures.

The face is especially likely to show these effects because it is frequently exposed to the sun, which accelerates aging. Other factors that contribute to facial wrinkling and age spots include long-term alcohol use, cigarette smoking, and psychological stress. Additional facial changes occur: The nose and ears broaden as new cells are deposited on the outer layer of the skeleton. And especially in older adults with a history of poor dental care, teeth may be yellowed, cracked, and chipped, and gums may have receded. As hair follicles under the skin's surface die, hair on the head thins in both sexes, and the scalp may be visible (Whitbourne, 2002). In men with hereditary pattern baldness, follicles do not die but, instead, begin to produce fine, downy hair.

Body build changes as well. Height continues to decline, especially in women, as loss of bone mineral content leads to further collapse of the spinal column. Weight generally drops after age 60 because of additional loss of lean body mass (bone density and muscle), which is heavier than the fat deposits accumulating on the torso.

Several factors affect mobility. The first is muscle strength, which generally declines at a faster rate in late adulthood than in middle age. On average, by 60 to 70 years of age, 10 to 20 percent of muscle power has been lost, a figure that climbs to 30 to 50 percent after age 70 to 80 (Reid & Fielding, 2012). Second, bone strength deteriorates because of reduced bone mass, and tiny cracks in response to stress weaken the bones further. Third, strength and flexibility of the joints and the ligaments and tendons (which connect muscle to bone) diminish. In her eighties, Ruth's reduced ability to support her body, flex her limbs, and rotate her hips made walking at a steady, moderate pace, climbing stairs, and rising from a chair difficult.

In Chapter 13, we noted that endurance athletes who continue training throughout adulthood retain their muscular physiques and much of their strength into their sixties and seventies. These especially active people, like other aging individuals, lose fast-twitch muscle fibers, but they compensate by strengthening remaining slow-twitch fibers so they work more efficiently. A history of regular physical activity translates into greater mobility in late life (Koster et al., 2007; Patel et al., 2006). At the same time, a carefully planned exercise program can enhance older adults' joint flexibility and range of movement.

Adapting to Physical Changes of Late Adulthood

Great diversity exists in older adults' adaptation to the physical changes of aging. People who are more anxious about growing older monitor their physical state more closely and are more concerned about their appearance (Montepare, 2006). Dick and Goldie took advantage of an enormous industry designed to stave off outward signs of old age, including cosmetics, wigs, and plastic surgery, plus various "anti-aging" dietary supplements,

herbal products, and hormonal medications offered by "longevity" clinics—none with any demonstrated benefits and some of them harmful (Olshansky, Hayflick, & Perls, 2004). In contrast, Ruth and Walt were relatively unconcerned about their thinning white hair and wrinkled skin. Their identities were less bound up with their appearance than with their ability to remain actively engaged in their surroundings.

Most older people sustain a favorable *subjective age*—say they feel younger than they look and than they actually are (Kleinspehn-Ammerlahn, Kotter-Grühn, & Smith, 2008; Uotinen et al., 2006; Westerhof, 2008). In several investigations, 75-year-olds reported feeling about 15 years younger! A youthful self-evaluation is linked to satisfaction with growing older—better mental health and psychological well-being (Keyes & Westerhof, 2012).

Clearly, older adults vary in the aspects of physical aging that matter most to them. *Wanting* to be younger (as opposed to *feeling* younger) than one's actual age is associated with less positive mental health (Keyes & Westerhof, 2012). Compared with Dick and Goldie, Ruth and Walt approached aging with a more positive outlook and greater peace of mind, resolving to intervene in those aspects of physical aging that could be changed and to accept those that could not.

Research shows that the most obvious outward signs of aging—graying hair, facial wrinkles, and baldness—bear no relationship to sensory, cognitive, and motor functioning or to longevity (Schnohr et al., 1998). In contrast, neurological, sensory, cardiovascular, respiratory, immune-system, and skeletal and muscular health are strongly associated with cognitive performance and both quality and length of later life (Bergman, Blomberg, & Almkvist, 2007; Lin et al., 2011; Reyes-Ortiz et al., 2005; Schäfer, Huxhold, & Lindenberger, 2006). Furthermore, people can do more to prevent declines in the functioning of these internal body systems than they can do to prevent gray hair and baldness!

Effective Coping Strategies. Think back to our discussion of problem-centered and emotion-centered coping in Chapter 15. It applies here as well. As Walt and Ruth prevented and compensated for age-related changes through diet, exercise, environmental adjustments, and an active, stimulating lifestyle, they felt a sense of personal control over their fates. This prompted additional active coping and improved physical functioning.

Older people who report a high sense of personal control usually deal with physical changes through problem-centered coping strategies. A 75-year-old who lost sight in one eye consulted an occupational therapist for advice and, to compensate for reduced depth perception and visual field, trained himself to use more side-to-side head movements. In contrast, older adults who consider age-related declines inevitable and uncontrollable tend to be passive when faced with them and to report more physical and psychological adjustment difficulties (Kempen et al., 2006; Lachman, Neupert, & Agrigoroaei, 2011).

Sense of control varies across cultures: U.S. individualistic values emphasize the power of one's own action and choices. Consequently, Americans score higher in personal control than adults in Asian nations and in Mexico (Angel, Angel, & Hill, 2009; Yamaguchi et al., 2005). Furthermore, we have seen that the United States is less generous than other industrialized nations in government-supported health care and social security benefits (see pages 67–68 in Chapter 2). In one study, sense of personal control was a much stronger predictor of older adults' health status in the United States than it was in England, where government policies do more to support good health throughout the lifespan (Clarke & Smith, 2011).

When physical disabilities become severe, sense of control has diminishing returns, no longer having as much impact on health status. Older adults with substantial physical impairments cope more effectively when they acknowledge reduced control and accept the need for caregiver or equipment assistance (Clarke & Smith, 2011; Ross & Sastry, 1999). But doing so may be more difficult for many older Americans, who are accustomed to a "culture of personal control," than for older people elsewhere in the world.

Assistive Technology. A rapidly expanding **assistive technology**, or array of devices that permit people with disabilities to improve their functioning, is available to help older people cope with physical declines. Computers are the greatest source of these innovative products. People with sensory impairments can use special software to enlarge text or have it read aloud. Phones that can be dialed and answered by voice commands help those with difficulty pushing buttons or getting across a room to answer the phone. And for older people who take multiple medications, a tiny computer chip called a "smart cap" can be placed on medicine bottles. It beeps on a programmed schedule as a reminder to take the drug and tracks how many and at what time pills have been taken.

WILL & DENI MCINTYRE /PHOTO RESEARCHERS/GETTY IMAGES

A physical therapist helps a stroke patient master use of a tool for reaching and gripping small objects. Assistive devices help older adults with disabilities maintain their independence.

Architects have also designed homes that can adapt to changing physical needs—equipping them with movable walls that expand and contract, plumbing that enables a full bathroom to be added on the main floor, and "smart-home" technologies that promote safety and mobility, such as sensors in floors that activate room lights when an older person gets up at night and alarm systems that detect falls. Another remarkable device is a bathroom scale that helps monitor health status. It sends a signal to a control box, which reads the person's weight aloud. After comparing weight with previous readings, the box asks relevant questions—"Are you more tired than usual?" "Are you having trouble sleeping?"—that can be answered by pressing a "yes" or "no" button. The box also works with equipment that measures blood pressure, activity level, and other health indicators. Data collected are sent electronically to whomever the older adult gives access.

Use of assistive devices slows physical declines and reduces the need for personal caregiving (Hoenig, Taylor, & Sloan, 2003; Wilson et al., 2009). Do older adults with disabilities regard some technologies as invasions of privacy? The overwhelming majority weigh privacy concerns against potential benefits—saying for example, "If this [monitoring system] would keep me independent longer, I wouldn't mind" (Melenhorst et al., 2004; Rogers & Fisk, 2005). As these findings suggest, sustaining an effective *person–environment fit,* or match between older people's current capabilities and the demands of their living environments, enhances psychological well-being (Lawton, 1998). Modifying physical and social environments to boost older adults' ability to perform familiar tasks and master new ones contributes to their sense of competence and the quality of their lives.

At present, U.S. government-sponsored health-care coverage is largely limited to essential medical equipment; smart-home technologies are beyond the means of most older people. Sweden's health-care system, in contrast, covers many assistive devices that promote function and safety, and its building code requires that new homes include a full bathroom on the main floor (Hooyman & Kiyak, 2011). In this way, Sweden strives to maximize person–environment fit for its older adults, helping them remain as independent as possible.

Overcoming Stereotypes of Aging. Negative stereotypes of late adulthood, which view older adults as weak, boring, and debilitated and "deterioration as inevitable," are widespread in Western nations (Staudinger & Bowen, 2010). Overcoming this pessimistic picture is vital for helping people adapt favorably to late-life physical changes. In a survey of older adults diverse in SES, many reported experiencing prejudice and discrimination (Palmore, 2001). For example, 30 to 40 percent had been ignored, talked down to, or assumed to be unable to hear or understand well because of their age.

Like gender stereotypes, aging stereotypes often operate automatically, without awareness; people "see" older adults in stereotypical ways, even when they appear otherwise (Kite et al., 2005). As seniors encounter these negative messages, they experience *stereotype threat,* which results in diminished performance on tasks related to the stereotype (see pages 314–315 in Chapter 9). In several studies, researchers exposed older adults to words associated with either negative aging stereotypes ("decrepit," "confused") or positive aging stereotypes ("sage," "enlightened"). Those in negative-stereotype conditions displayed a more intense physiological response to stress, greater help-seeking and feelings of loneliness, and worse physical performance, recall memory, self-efficacy, and appraisals of their own health (Coudin & Alexopoulos, 2010; Hess & Hinson, 2006; Hess, Hinson, & Statham, 2004; Levy & Leifheit-Limson, 2009; Mazerolle et al., 2012). ***TAKE A MOMENT...*** How might stereotype threat explain the hearing loss linked to negative stereotypes of aging, mentioned on page 570?

As the findings just reviewed indicate, negative stereotypes have a stressful, disorganizing impact on older adults' functioning. Positive stereotypes, in contrast, reduce stress and foster physical and mental competence (Bolkan & Hooker, 2012). In a longitudinal investigation, people with positive self-perceptions of aging—who, for example, agreed with such statements as "As I get older, things are better than I thought they'd be"—lived, on average, 7½ years longer than those with negative self-perceptions. This survival advantage remained after gender, SES, loneliness, and physical health status were controlled (Levy et al., 2002). Adults with less education are especially susceptible to the detrimental effects of aging stereotypes, perhaps because they tend to accept those messages uncritically (Andreoletti & Lachman, 2004).

Older adults rarely appear in television programs and, when they do, typically play minor roles. But a positive sign is that negative portrayals of seniors on TV and in other media are rare. TV commercials featuring older people usually depict them in stereotypically positive roles, most commonly as an "adventurous golden ager" (fun-loving, sociable, and active), "perfect grandparent" (family-oriented, kind, and generous), or "productive golden ager" (intelligent, capable, and successful) (Lee, Carpenter, & Meyers, 2006). Still, the products promoted in such ads are mostly medications and medical services and "anti-aging" cosmetics and treatments—images that reinforce negative views of older adults as preoccupied with physical declines and dissatisfied with their appearance.

In cultures where older adults are treated with deference and respect, an aging appearance can be a source of pride. In one study, Chinese adults diverse in age were less likely than Canadian adults to stereotype older people, either positively or negatively (Ryan et al., 2004). In the native language of the Inuit people of Canada, the closest word to "elder" is *isumataq,* or "one who knows things"—a high status that begins when a couple becomes head of the extended family unit. When Inuit older adults were asked for their thoughts on aging well, they mentioned attitudes—a positive approach to life, interest in transmitting cultural knowledge to young people, and community involvement—nearly twice as often as physical health (Collings, 2001).

Japan honors its older citizens with an annual celebration, Respect for the Aged Day. Also, a ritual called *kanreki* recognizes

JOHN EASTCOTT & YVA MOMATIUK/ NATIONAL GEOGRAPHIC/GETTY IMAGES

An Inuit senior of northern Canada teaches a young adult how to make sealskin kamiks, or boots. In Inuit culture, aging is associated with expert knowledge and high status. Hence, changes in physical appearance can be a source of pride.

the older person's new freedoms and competencies and senior place in the family and society. Japanese extended families in the United States often plan the kanreki as a surprise sixtieth birthday party, incorporating elements of both the traditional ritual (such as dress) and the Western birthday (a special cake). Cultural valuing of aging prompts a welcoming approach to late adulthood, including some of its physical transitions.

Despite inevitable declines, physical aging can be viewed with either optimism or pessimism. As Walt commented, "You can think of your glass as half full or half empty." As the Cultural Influences box on page 576 makes clear, cultural valuing of older adults greatly increases the likelihood that they will adopt the "half full" alternative.

ASK YOURSELF

REVIEW Cite examples of how older adults can compensate for age-related physical declines.

CONNECT Review research on stereotype threat on page 315 in Chapter 9. How do stereotypes of aging similarly affect older adults' behavior?

APPLY "The best way to adjust to this is to learn to like it," thought 65-year-old Herman, inspecting his thinning hair in the mirror. "I remember reading that bald older men are regarded as leaders." What type of coping is Herman using, and why is it effective?

REFLECT While watching TV during the coming week, keep a log of portrayals of older adults in commercials. How many images were positive? How many negative? Compare your observations with research findings.

Health, Fitness, and Disability

At Walt and Ruth's fiftieth wedding anniversary, 77-year-old Walt thanked a roomful of well-wishers for joining in the celebration. Then, with emotion, he announced, "I'm so grateful Ruth and I are still healthy enough to give to our family, friends, and community."

As Walt's remarks affirm, health is central to psychological well-being in late life. When researchers ask older adults about possible selves (see Chapter 16, page 538), number of hoped-for physical selves declines with age and number of feared physical selves increases. Nevertheless, because older people compare themselves to same-age peers, the majority rate their health favorably (U.S. Department of Health and Human Services, 2011c). In an investigation of more than 500 70- to 100-year-olds living in Berlin, Germany, subjective ratings of one's own health rose in late life, even though objective assessments by health professionals declined (Baltes & Smith, 2003). As for protecting their health, older adults' sense of self-efficacy is as high as that of young adults and higher than that of middle-aged people (Frazier, 2002).

Self-efficacy and optimism about one's health promote continued health-enhancing behaviors (Kubzansky et al., 2002; Morrison, 2008). Disability need not inevitably lead to further disability and dependency. In several longitudinal studies, 10 to 50 percent of older adults with disabilities showed substantial improvement two to six years later (Johnston et al., 2004; Ostir et al., 1999). Furthermore, good health permits older adults to remain socially active, thereby fostering psychological well-being (Fiori, Smith, & Antonucci, 2007).

As mentioned earlier, SES and ethnic variations in health diminish in late adulthood. Nevertheless, SES continues to predict physical functioning (House, Lantz, & Herd, 2005; Yao & Robert, 2008). African-American and Hispanic older people (one-fifth of whom live in poverty) remain at greater risk for various health problems, including cardiovascular disease, diabetes, and certain cancers. Native-American older adults are even worse off. The majority are poor, and chronic health conditions—including diabetes, kidney disease, liver disease, tuberculosis, and hearing and vision impairments—are so widespread that in the United States, the federal government grants Native Americans special health benefits. These begin as early as age 45, reflecting a much harder and shorter lifespan.

Unfortunately, low-SES older adults are more likely than their higher-SES counterparts to delay seeking medical treatment (Lee, Hasnain-Wynia, & Lau, 2011). Part of the reason is cost: On average, U.S. Medicare beneficiaries devote an estimated one-tenth of their income to out-of-pocket health-care expenses—a proportion that escalates among those with the fewest resources (Johnson & Mommaerts, 2010). Furthermore, low-SES older people often do not comply with doctors' directions because they feel less in control of their health and less optimistic that treatment will work. Their low sense of self-efficacy further impairs their physical condition.

Cultural Influences

Cultural Variations in Sense of Usefulness in Late Life

A wealth of evidence confirms that older adults fare best when they retain social status and opportunities for community participation, even after they become frail (Fry et al., 1997; Rossi, 2004). Yet cultures vary widely in the extent to which they include their oldest members in meaningful social roles.

Consider the Herero, a pastoral people of Botswana, Africa. Older people who are strong and active spend their days just as younger people do, tending the cattle and performing other chores. When older adults decline physically, they retain positions of seniority and are treated with respect. A status hierarchy makes the oldest man and his wife village leaders. They are responsible for preserving the sacred flame of the ancestors, who remain significant family members after death. Children are sent to live in the homes of frail community members to provide care—an assignment that is a source of great pride and prestige.

Old age is also a gratifying time of life in Momence, Illinois, a small, working-class farming and manufacturing town. The population is highly stable, so seniors hold positions of authority because of their length of residence and intimate knowledge of the community. Town, church, and club leaders tend to be older, and past leaders are included in decision making. And because frail older adults are embedded in family, neighborhood, and church networks that have persisted for many years, other community members often inquire about them, visit them, and monitor their condition.

The Herero and the residents of Momence seldom refer to older adults in terms of their age. Rather, they mention knowledge and social position (Keith et al., 1994). But in most of the Western world, old age is a salient attribute that readily triggers negative stereotypes, including the label "useless." For example, after a young anthropologist who was studying life at a senior center introduced several of his contemporaries to an 80-year-old man, one remarked, "He has outlived his usefulness. He would be happier dead" (Tsuji, 2005, p. 3). In line with this view, compared with younger and middle-aged adults, older adults typically score lower on measures of sense of purpose in life (Ryff & Singer, 2002).

Yet contributing to making life better for others, as we will see in Chapter 18, is an important component of older adults' life goals. It also affects their health and survival. Studies in diverse nations—Finland, France, Japan, and the United States—reveal that older people who often felt useless were more likely to display increasing disability and to die in the ensuing 4 to 10 years than those who felt needed, after initial health status, SES, and other relevant factors were controlled (Gruenewald et al., 2007, 2009; Okamoto & Tanaka, 2004; Pitkala et al., 2004).

Fortunately, only a minority of Western older adults report feeling useless most or all of the time—7 percent in a U.S sample. But another 34 percent said that they sometimes feel that way (Gruenewald et al., 2009). Providing older people with opportunities to assume important roles readily combats this harmful self-perception. In one instance, seniors with arthritis were trained to become lay leaders, who delivered courses on coping with disease symptoms. Six months later, they reported a changed outlook: They highly valued their newly acquired status, felt more self-confident, better managed their own symptoms, and were more willing "to get on with life" (Hainsworth & Barlow, 2001). As one lay leader remarked, "It's almost as if I've stopped aging and started to get younger!"

© JOHN WARBURTON-LEE PHOTOGRAPHY/ALAMY

Among the Herero people of Botswana, Africa, children are assigned the prestigious responsibility of providing care to older adults who have declined physically. This Herero child helps a senior member of her village drink milk.

The sex differences noted in Chapter 15 extend into late adulthood: Men are more prone to fatal diseases, women to non-life-threatening disabling conditions. By very old age (80 to 85 and beyond), women are more impaired than men because only the sturdiest men have survived (Crimmins, Kim, & Solé-Auró, 2011; Morrison, 2008). In addition, with fewer physical limitations, older men are better able to remain independent and to engage in exercise, hobbies, and involvement in the social world, all of which promote better health.

Widespread health-related optimism among older people suggests that substantial inroads into preventing disability can be made even in the last few decades of life. Ideally, as life expectancy extends, we want the average period of diminished vigor before death—especially, the number of months or years of ill-health and suffering—to decrease. This public health goal is called the **compression of morbidity**. Several large-scale studies indicate that over the past several decades, compression of morbidity has occurred in industrialized nations (Fries,

Bruce, & Chakravarty, 2011). Medical advances in treatment of disease and improved socioeconomic conditions are largely responsible.

In addition, the impact of good health habits on postponement of disability is large. In a longitudinal investigation, researchers followed university alumni from their late sixties over the next two decades. In those who were low risk (no risk factors of smoking, obesity, or lack of exercise), disability was delayed by nearly 5 years compared with those who were moderate risk (had one of these risk factors). Compared to high-risk participants (with two or three risk factors), postponement of disability in the low-risk group exceeded 8 years (see Figure 17.3) (Chakravarty et al., 2012). Those who were obese, sedentary, and addicted to tobacco surged to extremely high levels of disability in the two years before death. And although good health habits lengthened life by about 3½ years, their impact on functional ability was greater.

Consequently, researchers believe that the most promising route to further compression of morbidity in developed countries is to reduce negative lifestyle factors. Progress in this respect, however, has been disappointing. Certain unhealthy conditions—such as a high-fat diet, overweight and obesity, and a sedentary lifestyle—that contribute to earlier onset of disability have been increasing. Without modifying these factors, future gains in compression of morbidity will be hard to achieve. Rather, we may see a trend in the reverse direction: people surviving longer with debilitating illnesses because of new and improved medical treatments (Crimmins & Beltrán-Sánchez, 2010). As we look closely at health, fitness, and disability in late adulthood, we will add to our discussion of health promotion in earlier chapters, taking up additional routes to this vital objective.

Comprehensive strategies are needed in the developing world, where 70 percent of older people will reside by 2025. In these nations, poverty is rampant, chronic diseases occur earlier, even routine health interventions are unavailable or too costly for all but a few, and most public health programs do not focus on late adulthood (Rinaldo & Ferraro, 2012). As a result, disability rates among older adults are especially high, and as yet, no progress has been made in compression of morbidity.

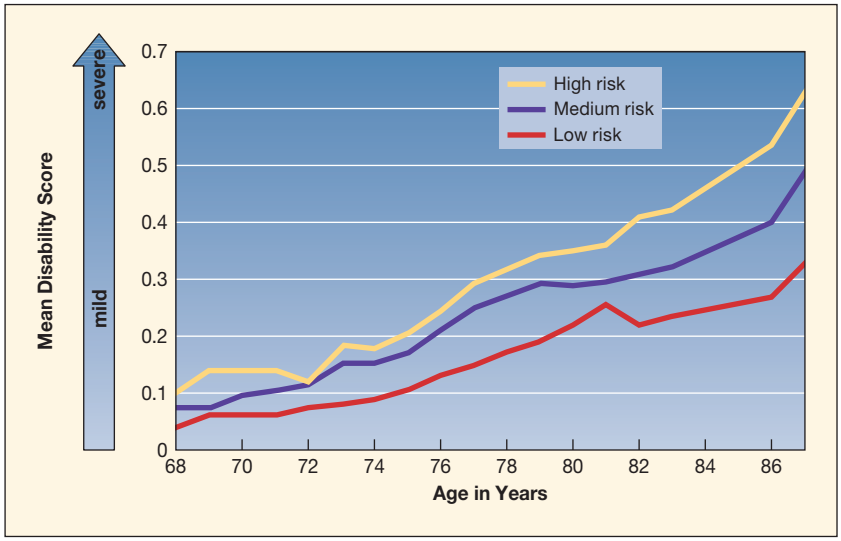

FIGURE 17.3 Development of disability in older adults with low, moderate, and high risk factors. More than 2,300 university alumni were followed from age 68 over the next two decades. The low-risk group had no risk factors (smoking, obesity, or lack of exercise). The moderate-risk group had one risk factor, and the high-risk group had two or three risk factors. Emergence of disability (at the 0.1 level) in the low-risk group was delayed by nearly 5 years compared to the moderate-risk group, and by more than 8 years compared to the high-risk group. Compression of morbidity occurred among the low-risk participants relative to their higher-risk counterparts, even though all participants were socioeconomically advantaged. (Adapted from E. F. Chakravarty et al., 2012, "Lifestyle Risk Factors Predict Disability and Death in Healthy Aging Adults," *American Journal of Medicine, 125,* p. 193. Copyright © 2012, Elsevier. Reprinted with permission from Elsevier, Inc.)

Nutrition and Exercise

The physical changes of late life lead to an increased need for certain nutrients—calcium and vitamin D to protect the bones; zinc and vitamins B_6, C, and E to protect the immune system; and vitamins A, C, and E to prevent free radicals (see Chapter 13, pages 433–434). Yet declines in physical activity, in the senses of taste and smell, and in ease of chewing (because of deteriorating teeth) can reduce the quantity and quality of food eaten. Furthermore, the aging digestive system has greater difficulty absorbing certain nutrients, such as protein, calcium, and vitamin D. And older adults who live alone may have problems shopping or cooking and may feel less like eating by themselves. Together, these physical and environmental conditions increase the risk of dietary deficiencies, which are common among U.S. older adults.

Except for calcium and vitamin D, a daily vitamin–mineral supplement is recommended only for older adults suffering from malnutrition. Vitamin–mineral supplements do not reduce the incidence of cardiovascular disease or cancer (Neuhouser et al., 2009). Furthermore, supplemental nutrients and herbs identified as "cognitive enhancers"—including B and E vitamins, folic acid, and ginkgo biloba—do not improve cognitive functioning and neither prevent nor slow the progression of Alzheimer's disease (Aisen et al., 2008; DeKosky et al., 2008; McDaniel, Maier, & Einstein, 2002). Rather, a diet high in nutrients is most effective in fostering physical and cognitive health in late adulthood. And regularly eating fish high in polyunsaturated fatty acids (which promote vascular health) offers some protection against mental disabilities (Cannella, Savina, & Donini, 2009; Skully & Saleh, 2011).

In addition to a healthy diet, exercise continues to be a powerful health intervention. Sedentary healthy older adults up to age 80 who begin endurance training (walking, cycling, aerobic dance) show gains in vital capacity that compare favorably with those of much younger individuals. And

© BOB DAEMMRICH/PHOTOEDIT

This spectacularly fit participant in the Senior Olympics has likely been exercising for most of her life. But even exercise programs begun in late adulthood can promote muscle size and strength and preservation of brain structures and behavioral capacities.

weight-bearing exercise begun in late adulthood—even as late as age 90—promotes muscle size and strength, blood flow to muscles, and ability of muscles to extract oxygen from blood (deJong & Franklin, 2004; Goldberg, Dengel, & Hagberg, 1996; Pyka et al., 1994). This translates into improved walking speed, balance, posture, and ability to carry out everyday activities, such as opening a stubborn jar lid, carrying an armload of groceries, or lifting a 30-pound grandchild.

Exercise also increases blood circulation to the brain, which helps preserve brain structures and behavioral capacities. Brain scans show that physically fit older people experience less tissue loss—in both neurons and glial cells—in diverse areas of the cerebral cortex (Erickson et al., 2010; Miller et al., 2012). And compared with physically inactive agemates, previously sedentary older adults who initiated a program of regular, moderate to vigorous exercise displayed increased activity in areas of the prefrontal cortex governing control of attention, as well as improved attention during mental testing, yielding better performance (Colcombe et al., 2004). They also showed gains in volume of the cerebral cortex—clear biological evidence for the role of physical activity in preserving central nervous system health (Colcombe et al., 2006).

Although good nutrition and physical activity are most beneficial when they are lifelong, it is never too late to change. Beginning in his sixties and until his death at age 94, Walt's Uncle Louie played tennis for an hour on most days and went ballroom dancing three nights a week. Exercise led Louie to sustain a high sense of physical self-esteem. As a dancer, he dressed nattily and moved gracefully. He often commented on how dance and other sports could transform an older person's appearance from dowdy to elegant, expressing the beauty of the inner self.

Older people who come to value the intrinsic benefits of physical activity—feeling stronger, healthier, and more energetic—are likely to engage in it. Yet about 65 percent of U.S. 65- to 74-year-olds and 75 percent of those over age 75 do not exercise regularly (U.S. Department of Health and Human Services, 2011c). Often, those with chronic disease symptoms think "taking it easy" is the best treatment and believe that exercise actually will do harm. In planning exercise programs for older adults, it is important to instill a sense of control—by stressing the health-enhancing rewards of physical activity and by changing negative beliefs that interfere with sustained effort (Lachman, Neupert, & Agrigoroaei, 2011). Active seniors can serve as positive role models and sources of encouragement.

Sexuality

When Walt turned 60, he asked his 90-year-old Uncle Louie at what age sexual desire and activity cease. Walt's question stemmed from a widely held myth that sex drive disappears in late adulthood. Louie corrected this impression. "My sexual interest has never gone away," he explained to Walt. "I can't do it as often, and it's a quieter experience than it was in my youth. But Rachella and I have led a happy intimate life, and it's still that way."

As in other cross-sectional studies, the National Social Life, Health, and Aging Project, which surveyed a large, nationally representative sample of U.S. 57- to 85-year-olds, reported a decline in frequency of sexual activity in late adulthood—especially among women, who are less likely than men to be in

JONATHAN KIRN/GETTY IMAGES

Most healthy older couples report continued, regular sexual enjoyment. In addition to intercourse, feeling sensual, enjoying close companionship, and being loved and wanted are all part of sexuality at the most advanced ages.

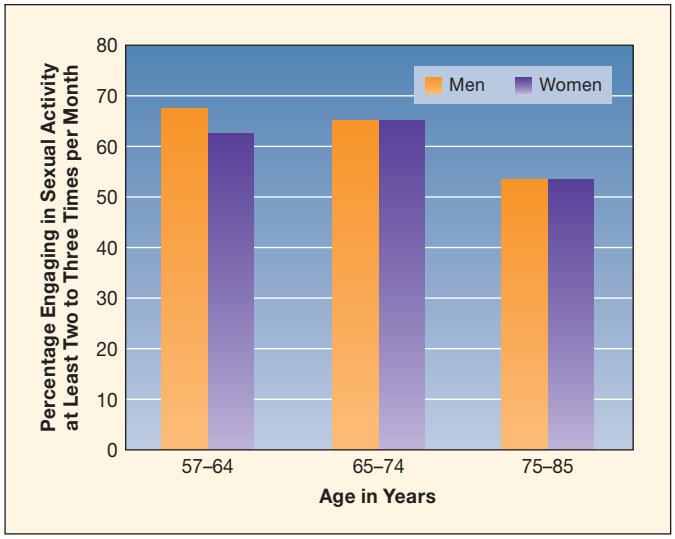

FIGURE 17.4 Age-related changes in sexual activity among adults with an intimate partner. In the National Social Life, Health, and Aging Project, which surveyed more than 3,000 U.S. 57- to 85-year-olds, most men and women with an intimate partner reported engaging in sexual activity (usually intercourse) at least two to three times per month. Sexual activity declined during late adulthood. Still, more than half of partnered 75- to 85-year-olds reported regular sexual activity. (Adapted from Waite et al., 2009.)

a marital or other intimate relationship. At the same time, the majority of respondents attributed at least some importance to sex, and those who had been sexually active in the previous year mostly rated sex as "very" or "extremely" important. Consistent with these attitudes, most healthy couples reported continued, regular sexual enjoyment. More than half of the oldest respondents with an intimate partner indicated that they engaged in some type of sexual activity (usually intercourse) at least two to three times per month (see Figure 17.4) (Waite et al., 2009). Note that these trends are probably influenced by cohort effects: A new generation of older adults, accustomed to viewing sexuality positively, will probably be more sexually active.

The same generalization we discussed for midlife applies to late life: Good sex in the past predicts good sex in the future. Furthermore, using intercourse as the only measure of sexual activity promotes a narrow view of pleasurable sex. Even at the most advanced ages, there is more to sexuality than the sex act itself—feeling sensual, enjoying close companionship, and being loved and wanted. Both older men and older women report that the male partner is usually the one who ceases to interact sexually (DeLamater, 2012; DeLamater & Moorman, 2007). In a culture that emphasizes an erection as necessary for being sexual, a man may withdraw from all erotic activity when he finds that erections are harder to achieve and more time must elapse between them.

Disabilities that disrupt blood flow to the penis—most often, disorders of the autonomic nervous system, cardiovascular disease, and diabetes—are largely responsible for dampening sexuality in older men. But as noted in Chapter 15, availability of drug treatments, such as Viagra, has increased men's willingness to discuss erectile dysfunction with their doctors. Cigarette smoking, excessive alcohol intake, and a variety of prescription medications also lead to diminished sexual performance. Among women, poor health and absence of a partner are major factors that reduce sexual activity (DeLamater, 2012; Huang et al., 2009). Because the sex ratio increasingly favors females, aging heterosexual women have fewer and fewer opportunities for sexual encounters. Older adults who lack partners for an extended time tend to drift into a state of sexual disinterest.

Physical Disabilities

TAKE A MOMENT... Compare the death rates shown in Figure 17.5 with those in Figure 15.2 on page 509. You will see that illness and disability climb as the end of the lifespan approaches. Cardiovascular disease and cancer remain the leading causes of death, increasing dramatically from mid- to late life. As before, death rates from heart disease and cancer are higher for men than for women, although the sex difference declines with advancing age (U.S. Census Bureau, 2012b).

Respiratory diseases, which rise sharply with age, are the third most common cause of death among the aged. Among such diseases is *emphysema,* caused by extreme loss of elasticity in lung tissue, which results in serious breathing difficulty. Although a few cases of emphysema are inherited, most result from long-term cigarette smoking. *Stroke* and *Alzheimer's disease* follow; both are unique in being more prevalent among women, largely because women live longer. Stroke occurs when

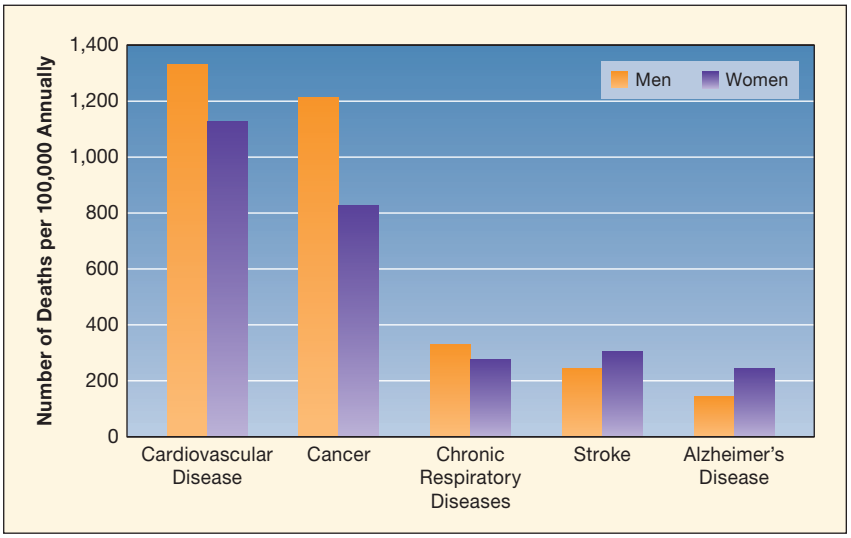

FIGURE 17.5 Leading causes of death among people age 65 and older in the United States. In late adulthood, heart disease is the leading cause of death, followed by cancer. Stroke (unique in being more prevalent among women), chronic respiratory diseases, pneumonia and flu, Alzheimer's disease, and unintentional injuries also claim the lives of many older adults. (Adapted from U.S. Census Bureau, 2012b.)

a blood clot blocks a blood vessel or a blood vessel hemorrhages in the brain, causing damage to brain tissue. It is a major cause of late-life disability and, after age 75, death. Alzheimer's disease, the leading cause of dementia, also rises sharply with age; we will consider it in-depth shortly.

Other diseases are less frequent killers, but they limit older adults' ability to live fully and independently. We have already noted the increase after age 65 in macular degeneration, which severely impairs vision and leads to blindness (see page 569). Osteoporosis, discussed in Chapter 15, continues to rise in late adulthood; recall that it affects the majority of men and women after age 70. Yet another bone disorder—*arthritis*—adds to the physical limitations of many older people. And *type 2 diabetes* and *unintentional injuries* also multiply in late adulthood. In the following sections, we take up these last three conditions.

Finally, an important point must be kept in mind as we discuss physical and mental disabilities of late adulthood: That these conditions are strongly *related to age* does not mean that they are *entirely caused by aging.* To clarify this distinction, experts distinguish between **primary aging** (another term for *biological aging*), or genetically influenced declines that affect all members of our species and take place even in the context of overall good health, and **secondary aging**, declines due to hereditary defects and negative environmental influences, such as poor diet, lack of exercise, disease, substance abuse, environmental pollution, and psychological stress.

Throughout this book, we have seen that it is difficult to distinguish primary from secondary aging. Undoubtedly you have, at one time or another, encountered a *frail older adult*—a person of extreme infirmity who displays wasted muscle mass and strength, weight loss, severe mobility problems, and perhaps cognitive impairment. **Frailty** involves weakened functioning of diverse organs and body systems, yielding symptoms that profoundly interfere with everyday competence—unintentional weight loss, self-reported exhaustion, muscle weakness, slow walking speed, and low physical activity. Frailty leaves older people highly vulnerable in the face of infection, extremely hot or cold weather, or injury (Masoro, 2011; Walston et al., 2006). Although primary aging contributes to frailty, researchers agree that secondary aging plays a larger role, through genetic disorders, unhealthy lifestyle, and chronic disease (Bergman et al., 2007; Fried et al., 2009). The serious conditions we are about to discuss are major sources of frailty in late adulthood.

Arthritis. Beginning in her late fifties, Ruth felt a slight morning stiffness in her neck, back, hips, and knees. In her sixties, she developed bony lumps on the end joints of her fingers. As the years passed, she experienced periodic joint swelling and some loss of flexibility—changes that affected her ability to move quickly and easily.

Arthritis, a condition of inflamed, painful, stiff, and sometimes swollen joints and muscles, becomes more common in late adulthood. It occurs in several forms. Ruth has **osteoarthritis**, the most common type, which involves deteriorating cartilage on the ends of bones of frequently used joints. Otherwise known as "wear-and-tear arthritis" or "degenerative joint disease," it is one of the few age-related disabilities in which years of use make a difference. Although a genetic proneness exists, the disease usually does not appear until the forties or fifties. In frequently used joints, cartilage on the ends of the bones, which reduces friction during movement, gradually deteriorates. Or obesity places abnormal pressure on the joints and damages cartilage. Almost all older adults show some osteoarthritis on X-rays, although wide individual differences in severity exist (Zhang & Jordan, 2010). It is the most common cause of mobility problems and of surgical hip and knee replacements in older adults.

© MONIKA GRAFF/THE IMAGE WORKS

This frail 80-year-old, working with a physical therapist, suffers from wasted muscle mass and strength, weight loss, and severe mobility problems. In addition to biological aging, secondary aging—through genetic disorders, unhealthy lifestyle, and chronic disease—plays a major role in his frailty.

Unlike osteoarthritis, which is limited to certain joints, **rheumatoid arthritis** involves the whole body. An autoimmune response leads to inflammation of connective tissue, particularly the membranes that line the joints, resulting in overall stiffness, inflammation, and aching. Tissue in the cartilage tends to grow, damaging surrounding ligaments, muscles, and bones. The result is deformed joints and often serious loss of mobility. Sometimes other organs, such as the heart and lungs, are affected (Goronzy, Shao, & Weyand, 2010). Worldwide, about ½ to 1 percent of older adults have rheumatoid arthritis.

Overall, disability due to arthritis affects 45 percent of U.S. men over age 65 and rises modestly with age. Among women, the incidence is higher and increases sharply with age: About 50 percent of 65- to 84-year-olds and 70 percent of those over age 85 are affected (U.S. Census Bureau, 2012b). Although rheumatoid arthritis can strike at any age, it rises after age 60. Twin studies support a strong hereditary contribution. Presence of certain genes heightens disease risk, possibly by triggering a

late-life defect in the immune system (Turesson & Matteson, 2006). However, identical twins differ widely in disease severity, indicating that environment makes a difference. So far, cigarette smoking is the only confirmed lifestyle influence, greatly increasing risk in people without a family history of the disease (Klareskog et al., 2006). Early treatment with powerful anti-inflammatory medications helps slow progression of rheumatoid arthritis.

Managing arthritis requires a balance of rest when the disease flares, pain relief, and physical activity. Regular aerobic exercise and strength training lessen pain and improve physical functioning (Semanik, Chang, & Dunlop, 2012). In obese people, weight loss is essential. Although osteoarthritis responds to these interventions more easily than rheumatoid arthritis, the course of each varies greatly. With proper analgesic medication, joint protection, lifestyle changes, and surgery to replace badly damaged hip or knee joints, many people with either form of the illness lead long, productive lives.

Diabetes. After a meal, the body breaks down the food, releasing glucose (the primary energy source for cell activity) into the bloodstream. Insulin, produced by the pancreas, keeps the blood concentration of glucose within set limits by stimulating muscle and fat cells to absorb it. When this balance system fails, either because not enough insulin is produced or because body cells become insensitive to it, *type 2 diabetes* (otherwise known as *diabetes mellitus*) results. Over time, abnormally high blood glucose damages the blood vessels, increasing the risk of heart attack, stroke, circulatory problems in the legs (which impair balance and gait), and injury to the eyes, kidneys, and nerves.

Excessive blood glucose also reduces blood flow to the hippocampus, a brain structure that plays an important role in memory (see page 218 in Chapter 7) (Wu et al., 2008). In several longitudinal studies, diabetes was associated with more rapid cognitive declines in older people and an elevated risk of dementia, especially Alzheimer's disease—an association we will soon revisit when we take up Alzheimer's (Cole, Astell, & Sutherland, 2007; Williams, McNeilly, & Sutherland, 2012). Impaired glucose tolerance accelerates degeneration of neurons and synapses (Petrofsky, Berk, & Al-Nakhli, 2012). Cognitive deficits may even be under way in the prediabetic state, prior to a diabetic diagnosis.

From middle to late adulthood, the incidence of type 2 diabetes nearly doubles; it affects 20 percent of Americans age 65 and older (U.S. Census Bureau, 2012b). Diabetes runs in families, suggesting that heredity is involved. But inactivity and abdominal fat deposits greatly increase the risk. Higher rates of type 2 diabetes—exceeding 30 percent—are found among African-American, Mexican-American, and Native-American seniors for both genetic and environmental reasons, including high-fat diets and obesity associated with poverty.

Treating type 2 diabetes requires lifestyle changes, including a carefully controlled diet, regular exercise, and weight loss (Meneilly, 2006). By promoting glucose absorption and reducing abdominal fat, physical activity lessens disease symptoms.

Unintentional Injuries. At age 65 and older, the death rate from unintentional injuries is at an all-time high—more than twice as great as in adolescence and early adulthood. Motor vehicle collisions and falls are largely responsible.

Motor Vehicle Accidents. Motor vehicle collisions account for only one-fourth of U.S. injury mortality in late life, compared with one-half in middle adulthood. But a look at individual drivers tells a different story. Older adults have higher rates of traffic violations, accidents, and fatalities per mile driven than any other age group, with the exception of drivers under age 25. The high rate of injury persists, even though many older people, especially women, limit their driving after noticing that their ability to drive safely is slipping. Deaths due to injuries—motor vehicle and otherwise—continue to be much higher for men than for women (U.S. Census Bureau, 2012b).

Recall that visual declines led Walt to have difficulty seeing the dashboard and identifying pedestrians at night. The greater older adults' visual processing difficulties, the higher their rate of moving violations and crashes (Friedman et al., 2013). Compared with young drivers, older people are less likely to drive quickly and recklessly but more likely to fail to heed signs, yield the right of way, and turn appropriately. They often try to compensate for their difficulties by being more cautious. Slowed reaction time and indecisiveness pose hazards, too. In Chapter 15, we noted that with age, adults find it harder to attend selectively, engage in two activities at once, and switch back and forth between tasks—skills essential for safe driving (Makishita & Matsunaga, 2008). Hence, they are at high risk for collisions at busy intersections and in other complex traffic situations.

Nevertheless, older people usually try to drive as long as possible. Giving up driving results in loss of freedom, control over one's life, and self-esteem. Specially trained driver rehabilitation consultants—affiliated with hospitals, drivers licensing agencies, or U.S. Area Agencies on Aging (see page 67 in Chapter 2)—can help assess older adults' capacity to continue

© LYNDON BEDDOE/ALAMY

Visual processing difficulties, slowed reaction time, and declines in selective attention contribute to the high rates of traffic violations, accidents, and fatalities per mile driven among older people. Still, seniors usually try to drive as long as possible.

driving, provide driver retraining, or counsel them to retire from driving and to arrange other transportation options.

Older adults also make up more than 30 percent of all U.S. pedestrian deaths (U.S. Census Bureau, 2012b). Confusing intersections, especially signals that do not allow older people enough time to cross the street, are often involved.

Falls. One day, Ruth fell down the basement steps and lay there with a broken ankle until Walt arrived home an hour later. Ruth's tumble represents the leading type of accident in late life. About 30 percent of adults over age 65 and 50 percent over age 80 have experienced a fall within the last year. Declines in vision, hearing, mobility, muscle strength, and cognitive functioning; depressed mood; use of medications that affect mental processing; and development of certain chronic illnesses, such as arthritis—all of which make it harder to avoid hazards and keep one's balance—increase the risk of falling (Rubenstein, Stevens, & Scott, 2008). The more of these factors that are present, the greater the risk of falling.

Because of weakened bones and difficulty breaking a fall, serious injury results about 10 percent of the time. Among the most common is hip fracture. It increases fifteenfold from age 65 to 85 and is associated with a 20 percent increase in mortality (Centers for Disease Control and Prevention, 2010). Of those who survive, half never regain the ability to walk without assistance.

Falling can also impair health indirectly, by promoting fear of falling. Almost half of older adults who have fallen admit that they purposefully avoid activities because they are afraid of falling again. In this way, a fall can limit mobility and social contact, undermining both physical and psychological well-being (Painter et al., 2012). Although an active lifestyle may expose older people to more situations that can cause a fall, the health benefits of activity far outweigh the risk of serious injury due to falling.

Preventing Unintentional Injuries. Many steps can be taken to reduce unintentional injury in late adulthood. Designing motor vehicles and street signs to accommodate seniors' visual needs is a goal for the future. Meanwhile, training that enhances visual and cognitive skills essential for safe driving and that helps older adults avoid high-risk situations (such as busy intersections and rush hour) can save lives.

Similarly, efforts to prevent falls must address risks within the person and the environment—through corrective eyewear, strength and balance training, and improved safety in homes and communities. Consult the National Resource Center for Safe Aging, *www.safeaging.org,* for a wealth of information on senior safety.

Mental Disabilities

Normal age-related cell death in the brain, described earlier, does not lead to loss of ability to engage in everyday activities. But when cell death and structural and chemical abnormalities are profound, serious deterioration of mental and motor functions occurs.

Dementia refers to a set of disorders occurring almost entirely in old age in which many aspects of thought and behavior are so impaired that everyday activities are disrupted. Dementia strikes 13 percent of adults over age 65. Approximately 2 to 3 percent of people age 65 to 69 are affected; the rate doubles every 5 to 6 years until it reaches about 22 percent among those age 85 to 89 and over half after age 90—trends that apply to the United States and other Western nations (Prince et al., 2013). Beyond age 80, a larger proportion of women than men have dementia, perhaps reflecting the biological sturdiness of the oldest men. Although dementia rates are similar across most ethnic groups, older African Americans have about twice the incidence, and Hispanics about one and one-half times the incidence, as whites (Alzheimer's Association, 2012b). Associated risk factors, not race, are responsible, as we will see shortly.

About a dozen types of dementia have been identified. Some are reversible with proper treatment, but most are irreversible and incurable. A few forms, such as Parkinson's disease,[1] involve deterioration in subcortical brain regions (primitive structures below the cortex) that often extends to the cerebral cortex and, in many instances, results in brain abnormalities resembling Alzheimer's disease. Research suggests that Parkinson's and Alzheimer's are related (Cai et al., 2012). But in the large majority of dementia cases, subcortical brain regions are intact, and progressive damage occurs only to the cerebral cortex. The two most common forms of *cortical dementia* are Alzheimer's disease and cerebrovascular dementia.

Alzheimer's Disease. When Ruth took 79-year-old Ida to the ballet, an occasion the two sisters anticipated eagerly each year, she noticed a change in Ida's behavior. Ida, who had forgotten the engagement, reacted angrily when Ruth arrived unannounced at her door. Driving to the theater, which was in a familiar part of town, Ida got lost—all the while insisting that she knew the way perfectly. As the lights dimmed and the music began, Ida talked loudly and dug noisily in her purse.

"Shhhhhh," responded a dozen voices from surrounding seats.

"It's just the music!" Ida snapped at full volume. "You can talk all you want until the dancing starts." Ruth was astonished and embarrassed at the behavior of her once socially sensitive sister.

Six months later, Ida was diagnosed with **Alzheimer's disease**, the most common form of dementia, in which structural and chemical brain deterioration is associated with gradual loss of many aspects of thought and behavior. Alzheimer's accounts for 60 percent of all dementia cases and, at older ages, for an even higher percentage. Approximately 8 to 10 percent

[1]In Parkinson's disease, neurons in the part of the brain that controls muscle movements deteriorate. Symptoms include tremors, shuffling gait, loss of facial expression, rigidity of limbs, difficulty maintaining balance, and stooped posture.

of people over age 65—about 5.2 million Americans—have the disorder. Of those over age 85, close to 45 percent are affected. In 2030, when all baby boomers will have reached late adulthood, the number of Americans with Alzheimer's is expected to rise to 7.7 million—an increase of more than 50 percent. About 5 to 15 percent of all deaths among older adults involve Alzheimer's, making it a significant cause of late-life mortality (Alzheimer's Association, 2012b).

Symptoms and Course of the Disease. The earliest symptoms are often severe memory problems—forgetting names, dates, appointments, familiar routes of travel, or the need to turn off the kitchen stove. At first, recent memory is most impaired, but as serious disorientation sets in, recall of distant events and such basic facts as time, date, and place evaporates. Faulty judgment puts the person in danger. For example, Ida insisted on driving after she was no longer competent to do so. Personality changes occur—loss of spontaneity and sparkle, anxiety in response to uncertainties created by mental problems, aggressive outbursts, reduced initiative, and social withdrawal. Depression often appears in the early phase of Alzheimer's and other forms of dementia and seems to be part of the disease process (Serra et al., 2010; Yaari & Corey-Bloom, 2007). However, depression may worsen as the older adult reacts to disturbing mental changes.

As the disease progresses, skilled and purposeful movements disintegrate. When Ruth took Ida into her home, she had to help her dress, bathe, eat, brush her teeth, and (eventually) walk and use the bathroom. Ida's sleep was disrupted by delusions and imaginary fears. She often awoke in the night and banged on the wall, insisting that it was dinnertime, or cried out that someone was choking her. Over time, Ida lost the ability to comprehend and produce speech. And when her brain ceased to process information, she could no longer recognize objects and familiar people. In the final months, Ida became increasingly vulnerable to infections, lapsed into a coma, and died.

The course of Alzheimer's varies greatly, from a year to as long as 20 years, with those diagnosed in their sixties and early seventies typically surviving longer than those diagnosed at later ages (Brodaty, Seeher, & Gibson, 2012; Rait et al., 2010). The average life expectancy for a 70-year-old man with the disease is about 4½ years, for a 70-year-old woman about 8 years.

Brain Deterioration. A diagnosis of Alzheimer's disease is made through exclusion, after ruling out other causes of dementia by a physical examination and psychological testing—an approach that is more than 90 percent accurate. To confirm Alzheimer's, doctors inspect the brain after death for a set of abnormalities that either cause or result from the disease (Hyman et al., 2012). In about 90 percent of cases, however, brain-imaging techniques (MRI and PET), which yield three-dimensional pictures of brain volume and activity, predict whether individuals will receive an after-death confirmation of Alzheimer's (Vitali et al., 2008). Researchers are also tracking changes in the chemical makeup of the blood and cerebrospinal fluid in an effort to predict Alzheimer's long before cognitive symptoms appear (Sperling et al., 2011). These procedures offer hope of very early diagnosis, opening the door to more successful interventions.

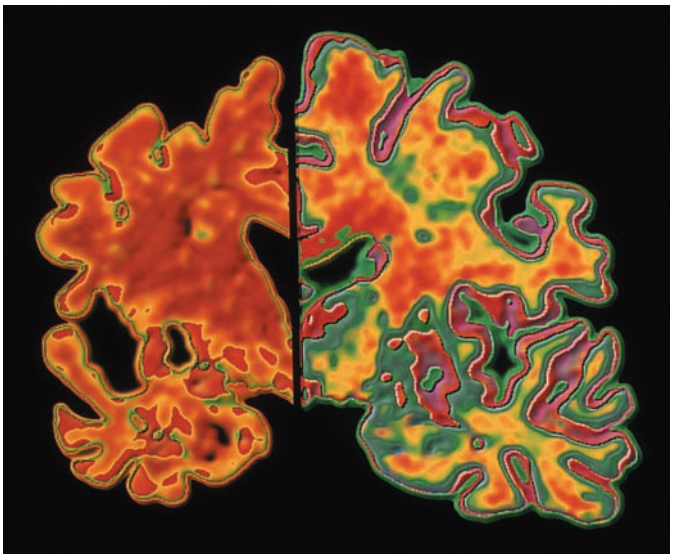

© A. PAKIEKA/PHOTO RESEARCHERS

Computer images compare a brain scan of an Alzheimer's patient (left) with one of a healthy older adult (right). The Alzheimer's brain is shrunken, due to massive degeneration and death of neurons. Activity and blood flow (coded yellow and green in the right scan) are also greatly reduced in the Alzheimer's brain.

Two major structural changes in the cerebral cortex, especially in memory and reasoning areas, are associated with Alzheimer's. Inside neurons, **neurofibrillary tangles** appear—bundles of twisted threads that are the product of collapsed neural structures and that contain abnormal forms of a protein called *tau*. Outside neurons, **amyloid plaques**, dense deposits of a deteriorated protein called *amyloid,* surrounded by clumps of dead nerve and glial cells, develop. Although some neurofibrillary tangles and amyloid plaques are present in the brains of normal middle-aged and older people and increase with age, they are far more abundant in Alzheimer's victims. A major thrust of current research is understanding exactly how abnormal amyloid and tau damage neurons, so treatments can be developed to slow or block these processes.

Researchers once thought that amyloid plaques contributed to the neuronal damage of Alzheimer's. But recent findings suggest that they reflect the brain's effort to get harmful amyloid away from neurons. Instead, a major culprit seems to be abnormal breakdown of amyloid remaining *within* neurons (National Institute on Aging, 2012). In both Alzheimer's disease and Parkinson's disease, disruptions occur in a key neuronal process responsible for chopping up and disposing of abnormal proteins (Cai et al., 2012). These damaged proteins (including amyloid) build to toxic levels. Studies suggest that abnormal amyloid causes the generation of signals within neurons and their transfer across synapses to malfunction (Kopeikina et al., 2011; Palop et al., 2007). Eventually, damaged

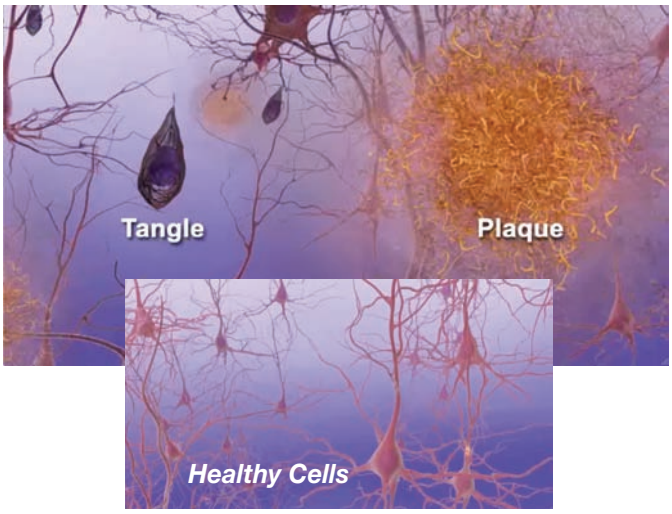

NATIONAL INSTITUTE ON AGING: ALZHEIMER'S DISEASE EDUCATION & REFERRAL CENTER, WWW.NIA.NIH.GOV/ALZHEIMERS

An image of tissue in the Alzheimer's brain reveals amyloid plaques between neurons, and dead and dying neurons containing neurofibrillary tangles. Compare these cell changes with healthy brain cells.

amyloid induces heightened, abnormal electrical activity throughout the brain, contributing to broad neural network malfunctioning.

Abnormal tau in neurofibrillary tangles adds to neuronal breakdown. Tangles disrupt the transport of nutrients and signals from the neuron to its connective fibers, thereby joining with amyloid to block synaptic communication. Furthermore, abnormal tau triggers disintegration of nearby normal tau (de Calignon et al., 2012; Liu et al., 2012). Gradually, tau pathology moves across synapses, spreading from neuron to neuron and, over time, from one brain region to the next—thereby amplifying damage.

As synapses deteriorate, levels of neurotransmitters decline, neurons die in massive numbers, and brain volume shrinks. Destruction of neurons that release the neurotransmitter acetylcholine, involved in transporting messages between distant brain regions, further disrupts neuronal networks. A drop in serotonin, a neurotransmitter that regulates arousal and mood, may contribute to sleep disturbances, aggressive outbursts, and depression (Rothman & Mattson, 2012). These problems may intensify cognitive and motor symptoms.

Risk Factors. Alzheimer's disease comes in two types: *familial,* which runs in families, and *sporadic,* which has no obvious family history. Familial Alzheimer's generally has an early onset—between ages 30 and 60—and progresses more rapidly than the later-appearing sporadic type, which typically appears after age 65. Researchers have identified genes on chromosomes 1, 14, and 21, involved in generation of harmful amyloid, that are related to familial Alzheimer's. In each case, the abnormal gene is dominant; if it is present in only one of the pair of genes inherited from parents, the person will develop early-onset Alzheimer's (Ertekin-Tanner, 2007; National Institute on Aging, 2012). Recall that chromosome 21 is involved in Down syndrome. Individuals with this chromosomal disorder who live past age 40 almost always have the brain abnormalities and symptoms of Alzheimer's.

Heredity plays a different role in sporadic Alzheimer's, through somatic mutation. About half of people with this form of the disease have an abnormal gene on chromosome 19, which results in excess levels of *ApoE4,* a blood protein that carries cholesterol throughout the body. Researchers believe that a high blood concentration of ApoE4 affects the expression of a gene involved in regulating insulin. Deficient insulin and resulting glucose buildup in the bloodstream (conditions that, when extreme, lead to diabetes) are linked to brain damage, especially in areas regulating memory, and to high buildup of harmful amyloid in brain tissue (Liu et al., 2013; National Institute on Aging, 2012). In line with these findings, individuals with diabetes have a greatly increased risk of developing Alzheimer's.

At present, the abnormal ApoE4 gene is the most commonly known risk factor for sporadic Alzheimer's. But genetic testing has revealed many other genes that seem to make an equal or greater contribution. For example, in older adults with Alzheimer's, genes involved in clearing amyloid from neurons often are altered, enabling excessive amyloid buildup (Weeraratna et al., 2007). And some genes impair nutrient and signal transfer from neurons to connective fibers, without affecting amyloid (Conejero-Goldberg et al., 2011).

Nevertheless, many sporadic Alzheimer's victims show no known genetic marker, and some individuals with the ApoE4 gene do not develop the disease. Evidence is increasing for the role of a variety of other factors in susceptibility to Alzheimer's, including excess dietary fat, physical inactivity, overweight and obesity, smoking, chronic psychological stress, cardiovascular disease, stroke, and (as just noted) diabetes (Kivipelto et al., 2008; Pendlebury & Rothwell, 2009; Whitmer et al., 2008; Yaffe et al., 2011). Moderate to severe head injuries, possibly by accelerating deterioration of amyloid and tau, also increase Alzheimer's risk, especially among people with the ApoE4 gene (Jellinger, 2004). Individuals subjected to repeated instances, such as boxers, football players, and combat veterans, are especially likely to be affected.

Still, some older adults with an abundance of amyloid plaques in their brains never develop Alzheimer's (Rowe et al., 2007). The disease probably results from different combinations of genetic and environmental factors, each leading to a somewhat different course of the disease. The high incidence of Alzheimer's and other forms of dementia among African Americans illustrates the complexity of potential causes.

Compared with African Americans, Yoruba village dwellers of Nigeria show a much lower Alzheimer's incidence and no association between the ApoE4 gene and the disease (Gureje et al., 2006). Some investigators speculate that intermarriage with Caucasians heightened genetic risk among African Americans and that environmental factors translated that risk into reality (Hendrie, 2001). Whereas the Yoruba of Nigeria eat a low-fat diet, the African-American diet is high in fat. Eating

fatty foods may increase the chances that the ApoE4 gene will lead to Alzheimer's. And even for Yoruba and African Americans without the ApoE4 gene, a high-fat diet is risky (Hall et al., 2006). The more fat consumed and the higher the blood level of "bad" cholesterol (low-density lipoproteins), the greater the incidence of Alzheimer's.

Protective Factors. Researchers are testing both drug and nondrug approaches to preventing or slowing the progress of Alzheimer's. Among promising drug therapies is immune globulin, a blood product delivered intravenously that contains naturally occurring antibodies against harmful amyloid (National Institute on Aging, 2012). Preliminary research suggests that it improves cognitive functioning and reduces amyloid buildup in the brain. Insulin therapy, delivered via a nasal spray to the brain, helps regulate neuronal use of glucose (Craft et al., 2012). New findings indicate that it has memory benefits and slows cognitive decline—at least in the short term—among older adults with mild cognitive impairment, which commonly precedes Alzheimer's.

A "Mediterranean diet" emphasizing fish, unsaturated fat (olive oil), and moderate consumption of red wine is linked to a 13 percent reduced incidence of Alzheimer's disease, to slower disease progression in diagnosed individuals, and also to a reduction in cerebrovascular dementia (which we will turn to next) (Scarmeas et al., 2007; Sofi et al., 2008). These foods contain fatty acids, antioxidants, and other substances that help promote the health of the cardiovascular and central nervous systems.

Education and an active lifestyle are beneficial as well. The rate of Alzheimer's is reduced by more than half in older adults with higher education, though this protective effect is not as great for those with the ApoE4 gene (Seeman et al., 2005; Stern, 2009). Some researchers speculate that the complex cognitive activities of better-educated people lead to more synaptic connections, which act as a *cognitive reserve,* giving the aging brain greater tolerance for injury before it crosses the threshold into mental disability. In support of this view, compared to their less educated counterparts, the highly educated display a faster rate of decline following an Alzheimer's diagnosis, suggesting that they show symptoms only after very advanced brain deterioration (Hall et al., 2007). Late-life engagement in cognitively stimulating social and leisure activities also reduces the risk of Alzheimer's and of dementia in general, perhaps by stimulating synaptic growth (Bennett et al., 2006; Hall et al., 2009).

Finally, persistence, intensity, and variety of physical activity are associated with decreased risk of Alzheimer's and cerebrovascular dementia, with larger benefits for older people with the ApoE4 gene. In longitudinal research, exercising regularly in midlife predicted reduced late-life dementia, after many other dementia-linked lifestyle factors were controlled (Ahlskog et al., 2011; Smith et al., 2013). Beginning regular exercise in late life is also protective. In one investigation, older adults with mild cognitive impairment and therefore judged to be at risk for Alzheimer's were randomly assigned to either a 24-week home-based physical activity program or to a usual home-care control group (Lautenschlager et al., 2008). At a six-month follow-up, those experiencing the intervention continued to engage in regular exercise and showed slight cognitive improvement, whereas controls had declined in cognitive functioning.

Helping Alzheimer's Victims and Their Caregivers. As Ida's Alzheimer's worsened, the doctor prescribed a mild sedative and an antidepressant to help control her behavior. Drugs that increase levels of the neurotransmitters acetylcholine and serotonin show promise in limiting challenging dementia symptoms—especially agitation and disruptiveness, which are particularly stressful for caregivers (National Institute on Aging, 2012). Providing stimulation through engaging activities, exercise, and sensory experiences (touch, music, and videos) also helps reduce inappropriate behaviors (Camp, Cohen-Mansfield, & Capezuti, 2002).

But with no cure available, family interventions ensure the best adjustment possible for the Alzheimer's victim, spouse, and other relatives. Dementia caregivers devote substantially more time to caregiving and experience more stress than do people caring for older adults with physical disabilities (Alzheimer's Association, 2012b). They need assistance and encouragement from extended-family members, friends, and community agencies. The Social Issues: Health box on pages 586–587 describes a variety of helpful interventions for family caregivers. In addition to these strategies, avoiding dramatic changes in living conditions, such as moving to a new location, rearranging furniture, or modifying daily routines, helps people with Alzheimer's disease feel as secure as possible in a cognitive world that is gradually disintegrating.

LOOK AND LISTEN

Investigate formal respite services, providing temporary relief to caregivers of older adults with dementia, in your community. Visit a respite program, and talk to several family caregivers about its impact on the patient's and their own adjustment. ●

Cerebrovascular Dementia. In **cerebrovascular dementia**, a series of strokes leaves areas of dead brain cells, producing step-by-step degeneration of mental ability, with each step occurring abruptly after a stroke. Approximately 10 to 20 percent of all cases of dementia in Western nations are cerebrovascular, and about 10 percent are due to a combination of Alzheimer's and repeated strokes (Gorelick et al., 2011).

Cerebrovascular dementia results from a combination of genetic and environmental forces. The effects of heredity are indirect, through high blood pressure, cardiovascular disease, and diabetes, each of which increases the risk of stroke. And environmental influences—including cigarette smoking, heavy alcohol use, high salt intake, very low dietary protein, obesity, inactivity, and psychological stress—also heighten stroke risk (Sahathevan, Brodtmann, & Donnan, 2011).

Social Issues: Health

Interventions for Caregivers of Older Adults with Dementia

Margaret, wife and caregiver of a 71-year-old Alzheimer's patient, sent a desperate plea to an advice columnist at her local newspaper: "My husband can't feed or bathe himself, or speak to anyone or ask for assistance. I must constantly anticipate his needs and try to meet them. Please help me. I'm at the end of my rope."

The effects of Alzheimer's disease are devastating not just to victims but also to family members who provide care with little or no outside assistance. Caregiving under these conditions has been called the "36-hour day" because of its constant demands. Although the majority of home caregivers are middle-aged, an estimated nearly 25 percent are older adults caring for a spouse or an aging parent. One-third of them are in poor health themselves, yet the number of hours dedicated to caregiving increases with caregiver age and is especially high among ethnic minority older adults, whose cultures emphasize care as a family obligation (Alzheimer's Association, 2012a).

Family members who exceed their caregiving capacities suffer greatly in physical and mental health and are at risk for early mortality (Sörensen & Pinquart, 2005). Severity of cognitive impairments and behavior problems in care recipients are strong predictors of weakening caregiver health. And the close relationship between the caregiver and the suffering individual—involving shared memories, experiences, and emotions—seems to heighten caregiver risk for physical and psychological problems (Monin & Schulz, 2009).

Most communities offer interventions designed to support family caregivers, but they need to be expanded and made more cost-effective. Those that work best address multiple needs: knowledge, coping strategies, caregiving skills, and respite.

© ALAN ODDIE/PHOTOEDIT

This daughter cares for her father, who has Alzheimer's disease. Although the task has compensating rewards, it is physically demanding and emotionally draining. A great need exists for interventions that support caregivers.

Knowledge

Virtually all interventions try to enhance knowledge about the disease, caregiving challenges, and available community assistance. Knowledge is usually delivered through classes, but websites with wide-ranging information on caregiving, and online message boards and chat rooms through which caregivers can share information, also exist. Gains in knowledge, however, must be combined with other approaches to improve caregivers' well-being.

Coping Strategies

Many interventions teach caregivers everyday problem-solving strategies for managing the dependent person's behavior, along with techniques for dealing with their own negative thoughts and feelings, such as resentment about having to provide constant care. Modes of delivery include support groups, individual therapy, and "coping with frustration" classes. All yield improvements in caregivers' adjustment and in patients' disturbing behaviors, both immediately and in follow-ups more than a year

Because of their greater susceptibility to cardiovascular disease, more men than women have cerebrovascular dementia (Ruitenberg et al., 2001). The disease also varies among countries. For example, deaths due to stroke are high in Japan. Although a low-fat diet reduces Japanese adults' risk of cardiovascular disease, high intake of alcohol and salt and a diet very low in animal protein increase the risk of stroke. As Japanese consumption of alcohol and salt declined and intake of meat rose in recent decades, rates of cerebrovascular dementia and stroke-caused deaths dropped (Jellinger, 2008; Sekita et al., 2010). However, they remain higher than in other developed nations.

Although Japan presents a unique, contradictory picture (there, cardiovascular disease is low, and stroke is high), in most cases cerebrovascular dementia is caused by atherosclerosis. Prevention is the only effective way to stop the disease. The incidence of cerebrovascular dementia has dropped in the last two decades, largely as a result of the decline in heart disease and more effective stroke prevention methods (U.S. Department of Health and Human Services, 2011c). Signs that a stroke might be coming are weakness, tingling, or numbness in an arm, a leg, or the face; sudden vision loss or double vision; speech difficulty; and severe dizziness and imbalance. Doctors may prescribe drugs to reduce the tendency of the blood to clot.

later (Selwood et al., 2007). Individual approaches are most effective because assistance can be tailored to the specific caregiver–patient situation.

Caregiving Skills

Caregivers benefit from lessons in how to communicate with older adults who can no longer express thoughts and emotions clearly and handle everyday tasks—for example, sustaining good eye contact to convey interest and caring; speaking slowly, with short, simple words; using gestures to reinforce meaning; waiting patiently for a response; refraining from interrupting, correcting, criticizing, or talking about the older adult as if he or she isn't there; and introducing pleasant activities, such as music and slow-paced children's TV programs, that relieve agitation (Alzheimer's Association, 2012a). Interventions that teach communication skills through active practice reduce patients' troublesome behavior and, as a result, lessen caregivers' distress and boost their sense of self-efficacy (Done & Thomas, 2001; Irvine, Ary, & Bourgeois, 2003).

Respite

Caregivers usually say that *respite*—time away from providing care—is the assistance they most desire. But they may be reluctant to accept friends' and relatives' informal offers to help because of guilt, or to use formal services (such as adult day care or temporary placement in a care facility) because of cost or worries about the older adult's adjustment. Yet respite at least twice a week for several hours improves physical and mental health for most caregivers by enabling them to maintain friendships, engage in enjoyable activities, and sustain a balanced life (Jeon, Brodaty, & Chesterson, 2005; Lund et al., 2010).

For respite to be most effective, caregivers must start using services before they become overwhelmed. Once a rewarding, enjoyable life has been lost, it is difficult to restore. Furthermore, frequent, regular respite is far more helpful than infrequent, irregular use. And planning how best to use respite time is crucial. Caregivers who end up spending respite hours doing housework, shopping, or working usually remain dissatisfied (Lund et al., 2009). Those who engage in activities they had wanted and planned to do gain in psychological well-being.

In addition to time away from the caregiving situation, caregivers benefit from short periods of relief from the unrelenting demands of in-home care. One group of researchers devised a unique tool called Video Respite—a series of videotapes suited to the interests of Alzheimer's patients that provide caregivers with a half-hour to an hour break. On each tape, an actor conducts a slow-paced, simple conversation about familiar experiences, people, and objects, pausing occasionally for the impaired person to respond (Lund et al., 1995). Evaluations show that the videos capture the attention of people with Alzheimer's and reduce problem behaviors, such as wandering, agitation, and aggression.

Intervention Programs

Multifaceted intervention programs that begin early in the caregiving process, that continue for many weeks or months, and that are tailored to caregivers' individual needs greatly reduce stress while helping them find satisfactions in caring for a declining loved one. And such interventions usually delay institutional placement of dementia patients as well.

The Resources for Enhancing Alzheimer's Caregiver Health (REACH) initiative was an evaluation of nine "active" intervention programs, each including some or all of the ingredients just described, versus five "passive" interventions providing only information and referral to community agencies. Among more than 1,200 participating caregivers, those receiving six months of active intervention declined more in self-reported burden. And one program providing family therapy in the home—through a telephone system facilitating frequent communication among therapist, caregiver, family members, and other support systems—substantially reduced caregiver depressive symptoms (Gitlin et al., 2003; Schultz et al., 2003). Caregivers with greater care responsibility—women versus men, lower-SES versus higher-SES, spouses versus nonspouses—benefited most from active intervention. In an additional evaluation with more than 600 participants, REACH active intervention programs enhanced quality of life among caregivers of diverse ethnicities—African American, Caucasian, and Hispanic (Belle et al., 2006).

Once strokes occur, paralysis and loss of speech, vision, coordination, memory, and other mental abilities are common.

Misdiagnosed and Reversible Dementia. Careful diagnosis of dementia is crucial because other disorders can be mistaken for it. And some forms of dementia can be treated and a few reversed.

Depression is the disorder most often misdiagnosed as dementia. The depressed (but not demented) older adult is likely to exaggerate his or her mental difficulties, whereas the demented person minimizes them and is not fully aware of cognitive declines. About 1 to 2 percent of people over age 65 are severely depressed, and another 2 percent are moderately depressed—rates lower than those for young and middle-aged adults (Nordhus, 2008). As we will see in Chapter 18, however, depression rises with age. It is often related to physical illness and pain and can lead to cognitive deterioration. As at younger ages, the support of family members and friends, antidepressant medication, and individual, family, and group therapy can help relieve depression. However, U.S. older adults often do not receive the mental health services they need—partly because Medicare offers reduced coverage for treating mental health problems and partly because doctors rarely refer seniors for mental health services (Robinson, 2010). These circumstances

© EVERETT KENNEDY BROWN/EPA/CORBIS

Depression—often related to physical illness and pain—may be misdiagnosed as dementia. With his therapist's support, this senior has a good chance of avoiding depression during his slow recovery from a leg injury.

increase the chances that depression will deepen and be confused with dementia.

The older we get, the more likely we are to be taking drugs that may have side effects resembling dementia. For example, some medications for coughs, diarrhea, and nausea inhibit the neurotransmitter acetylcholine, leading to Alzheimer's-like symptoms. In addition, some diseases can cause temporary memory loss and mental symptoms, especially among older people, who often become confused and withdrawn when ill (Fong, Tulevaev, & Inouye, 2009). Treatment of the underlying illness relieves the problem. Finally, environmental changes and social isolation can trigger mental declines (Hawton et al., 2011). When supportive ties are restored, cognitive functioning usually bounces back.

Health Care

Health-care professionals and lawmakers in industrialized nations worry about the economic consequences of rapid increase in the older population. Rising government-supported health-care costs and demand for certain health-care services, particularly long-term care, are of greatest concern.

Cost of Health Care for Older Adults. Adults age 65 and older make up just 13 percent of the American population but account for over 40 percent of government health-care spending (U.S. Department of Health and Human Services, 2012d). According to current estimates, the cost of government-sponsored health insurance, or Medicare, for older people will nearly double by 2020 as more baby boomers enter late adulthood and average life expectancy extends further (Centers for Medicare and Medicaid Services, 2012).

Medicare expenses rise steeply with age. People age 75 and older receive, on average, 70 percent more benefits than younger senior citizens. Most of this increase reflects the need for long-term care—in hospitals and nursing homes—resulting from an age-related rise in disabling chronic diseases and acute illnesses. Because Medicare funds only about half of older adults' medical needs, American seniors spend several times as much on health care as their counterparts do in other industrialized nations (OECD, 2012b). And Medicare provides far less support for long-term care than U.S. older people with severe disabilities need.

Long-Term Care. When Ida moved into Ruth's home, Ruth promised never to place Ida in an institution. But as Ida's condition worsened and Ruth faced health problems of her own, she couldn't keep her word. Ida needed round-the-clock monitoring. Reluctantly, Ruth placed her in a nursing home.

Advancing age is strongly associated with use of long-term care services, especially nursing homes. Nearly half of U.S. nursing home residents are age 85 and older (Centers for Disease Control and Prevention, 2012). Among disorders of aging, dementia—especially Alzheimer's disease—most often leads to nursing home placement, followed by arthritis, hip fracture, and stroke (Agüero-Torres et al., 2001). Greater use of nursing homes is also prompted by loss of informal caregiving support through widowhood—which mostly affects women—and aging of adult children and other relatives.

Overall, only 5 percent of Americans age 65 and older are institutionalized, about half the rate in other industrialized nations, such as the Netherlands and Sweden, which provide more generous public financing of institutional care (OECD, 2012b). Unless nursing home placement follows hospitalization for an acute illness, older adults must pay for it until their resources are exhausted. At that point, Medicaid (health insur-

© ROBIN VAN LONKHUIJSEN/REUTERS/CORBIS

In a nursing home in the Netherlands, a patient enjoys moving landscapes displayed on a screen in an area resembling a train compartment. Institutional care is more common in other industrialized nations than in the United States, where Medicare usually does not cover it.

© JOHN WALKER/MCT/LANDOV

A resident greets a server in the dining room of an assisted living facility. This homelike environment enhances older adults' autonomy, social life, community involvement, and life satisfaction.

ance for the poor) takes over. Consequently, the largest users of nursing homes in the United States are people with either very low or high incomes. Middle-income seniors and their families are more likely to try to protect their savings from being drained by high nursing home costs.

Nursing home use also varies across ethnic groups. For example, Caucasian Americans are nearly twice as likely as African Americans to be institutionalized. African-American older adults are more likely to have large, close-knit extended families with a strong sense of caregiving responsibility and who care for them at home. Similarly, Asian, Hispanic, and Native-American seniors use nursing homes less often than Caucasian Americans (Andel, Hyer, & Slack, 2007; Yaffe et al., 2002). Overall, families provide at least 60 to 80 percent of all long-term care in Australia, Canada, New Zealand, the United States, and Western Europe. As we have seen, families of diverse ethnic and SES backgrounds willingly step in to care for older people in times of need.

To reduce institutionalized care of older adults and its associated high cost, experts advocate alternatives, such as publicly funded in-home help for family caregivers (see Chapter 16, page 551). Another option that has increased dramatically over the past two decades is **assisted living**—a homelike housing arrangement for seniors who require more care than can be provided at home but less than is usually provided in nursing homes. Assisted living is a cost-effective alternative to nursing homes that prevents unnecessary institutionalization (Stone & Reinhard, 2007). It also can enhance residents' autonomy, social life, community involvement, and life satisfaction—benefits that we will take up in Chapter 18.

In Denmark, the combination of a government-sponsored home-helper system and expansion of assisted-living housing resulted in a 30 percent reduction in the need for nursing home beds over a 15-year period. At the same time, the Danish government saved money: Public expenditures for long-term care declined by 8 percent (Hastrup, 2007; Stuart & Weinrich, 2001). Strengthening caregiving and health-care services in U.S. assisted-living facilities would result in similarly favorable outcomes, while also enhancing older adults' happiness (Williams & Warren, 2008). The overwhelming majority of residents want to stay in assisted living rather than move to a nursing home.

When nursing home placement is necessary, steps can be taken to improve its quality. For example, the Netherlands has established separate facilities designed to meet the different needs of patients with mental and physical disabilities. And every older person, no matter how disabled, benefits from opportunities to maintain existing strengths and acquire new skills that can compensate for declines. Institutionalized individuals—like older people everywhere—desire a sense of personal control, gratifying social relationships, and meaningful and enjoyable daily activities (Alkema, Wilber, & Enguidanos, 2007). As Chapter 18 will reveal, designing nursing homes to meet these needs promotes both physical and psychological well-being.

ASK YOURSELF

REVIEW Cite evidence that both genetic and environmental factors contribute to Alzheimer's disease and cerebrovascular dementia.

CONNECT Explain how each level of ecological systems theory (Chapter 1, pages 24–25) contributes to caregiver well-being and quality of home care for older adults with dementia.

APPLY Marissa complained to a counselor that at age 68, her husband, Wendell, no longer initiated sex or cuddled her. Why might Wendell have ceased to interact sexually? What interventions—both medical and educational—could be helpful to Marissa and Wendell?

REFLECT What care and living arrangements have been made for seniors needing assistance in your family? How did culture, personal values, financial means, health, and other factors influence those decisions?

COGNITIVE DEVELOPMENT

Ruth's complaints to her doctor about difficulties with memory and verbal expression reflect common concerns about cognitive functioning in late adulthood. Decline in speed of processing, under way throughout the adult years, is believed to affect many aspects of cognition in old age. In Chapter 15, we noted that reduced efficiency of thinking contributes to (but may not fully explain) decrements in certain basic aspects of executive function, including attention and memory. Declines in working-memory capacity, inhibition of irrelevant information, use of

© JOURNAL-COURIER/STEVE WARMOWKSI/THE IMAGE WORKS

Older adults can sustain high levels of functioning through selective optimization with compensation. This retired theater teacher has done so by creating a studio at home where he focuses on composing music.

memory strategies, and retrieval from long-term memory continue in the final decades of life, affecting many aspects of cognitive aging.

TAKE A MOMENT... Return to Figure 15.5 on page 519, and note that the more a mental ability depends on fluid intelligence (biologically based information-processing skills), the earlier it starts to decline. In contrast, mental abilities that rely on crystallized intelligence (culturally based knowledge) are sustained longer. But maintenance of crystallized intelligence depends on continued opportunities to enhance cognitive skills. When these are available, crystallized abilities—vocabulary, general information, and expertise in specific endeavors—can offset losses in fluid intelligence.

Look again at Figure 15.5. In advanced old age, decrements in fluid intelligence limit what people can accomplish even with cultural supports, including a rich background of experience, knowledge of how to remember and solve problems, and a stimulating daily life (Berg & Sternberg, 2003; Kaufman, 2001). Consequently, crystallized intelligence shows a modest decline.

Generally, loss outweighs improvement and maintenance as people approach the end of life, but plasticity is still possible: Some individuals display high maintenance and minimal loss at very old ages (Baltes & Smith, 2003; Schaie, 2011). Research reveals greater individual variation in cognitive functioning in late adulthood than at any other time of life (Hultsch, MacDonald, & Dixon, 2002; Riediger & Lindenberger, 2006). Besides fuller expression of genetic and lifestyle influences, increased freedom to pursue self-chosen courses of action—some that enhance and others that undermine cognitive skills—may be responsible.

How can older adults make the most of their cognitive resources? According to one view, those who sustain high levels of functioning engage in **selective optimization with compensation:** Narrowing their goals, they select personally valued activities to optimize (or maximize) returns from their diminishing energy. They also find new ways to *compensate* for losses (Baltes & Freund. 2003; Baltes, Lindenberger, & Staudinger, 2006).

One day, Ruth and Walt watched a public television rebroadcast of an interview with 80-year-old concert pianist Arthur Rubinstein. Asked how he managed to sustain such extraordinary piano playing at his advanced age, Rubinstein replied that he was *selective;* he played fewer pieces. This enabled him to *optimize* his energy; he could practice each piece more. Finally, he developed new, *compensatory* techniques for a decline in playing speed. For example, before a fast passage, he played extra slowly, so the fast section appeared to his audience to move more quickly.

Research confirms that in late adulthood, personal goals—while still including gains—increasingly focus on maintaining abilities and preventing losses (Freund & Ebner, 2005). In one study, researchers asked people to rate their most important physical and cognitive goals for emphasis on growth ("With this goal, I want to improve something or achieve something new") and maintenance/prevention of losses ("With this goal, I want to maintain something or prevent a loss") (Ebner, Freund, & Baltes, 2006). As Figure 17.6 shows, compared with young adults, older adults accentuated maintenance and loss prevention.

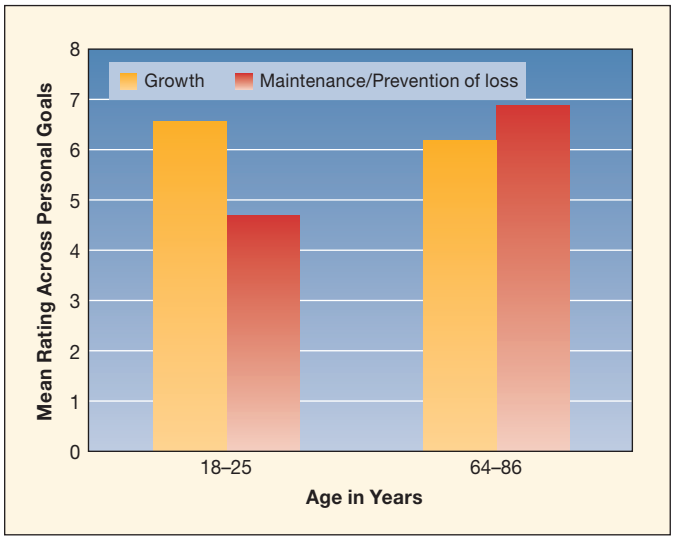

FIGURE 17.6 Personal goal orientation toward growth and maintenance/prevention of loss in young and older adults. Participants were asked to list two physical and two cognitive goals and then to rate each for emphasis on growth and on maintenance or prevention of loss, using an 8-point scale. Older adults—while continuing to pursue growth—placed much greater emphasis on maintenance and loss prevention than did young adults. (From N. C. Ebner, A. M. Freund, & P. B. Baltes, 2006, "Developmental Changes in Personal Goal Orientation from Young to Late Adulthood: From Striving for Gains to Maintenance and Prevention of Losses," *Psychology and Aging, 21,* p. 671. Adapted by permission of American Psychological Association.)

As we review major changes in memory, language processing, and problem solving, we will consider ways that older adults optimize and compensate in the face of declines. We will also see that certain abilities that depend on extensive life experience, not processing efficiency, are sustained or increase in old age. Last, we take up programs that recognize older people as lifelong learners empowered by new knowledge, just as they were at earlier periods of development.

LOOK AND LISTEN

Interview an older adult about memory and other cognitive challenges, asking for examples. For each instance, invite the older person to describe his or her efforts to optimize cognitive resources and compensate for losses. ●

Memory

As older adults take in information more slowly, retain less in working memory, and find it harder to inhibit irrelevant information, apply strategies, and retrieve relevant knowledge from long-term memory, the chances of memory failure increase (Luo & Craik, 2008; Naveh-Benjamin, 2012; Verhaeghen, 2012). A reduced capacity to hold material in working memory while operating on it means that memory problems are especially evident on complex tasks.

Deliberate versus Automatic Memory

"Ruth, you know that movie we saw—the one with the little 5-year-old boy who did such a wonderful acting job. I'd like to suggest it to Dick and Goldie. But what was it called?" asked Walt.

"I can't think of it, Walt. We've seen a few movies lately. Which theater was it at? Who'd we go with? Tell me more about the little boy—maybe it'll come to me."

Although we all occasionally have memory failures like this, difficulties with diverse aspects of *episodic memory,* or recall of everyday experiences, rise substantially in old age. When Ruth and Walt watched the movie, their slower cognitive processing meant that they retained fewer details. And because their working memories could hold less at once, they attended poorly to *context*—where they saw the movie and who went with them (Wegesin et al., 2000; Zacks & Hasher, 2006). When we try to remember, context serves as an important retrieval cue.

Because older adults take in less about a stimulus and its context, their recall is reduced in relation to that of younger people. For example, they sometimes cannot distinguish an imagined event from one they actually experienced (Rybash & Hrubi-Bopp, 2000). They find it harder to remember the source of information, particularly when potential sources are similar—which member of their bridge club made a certain statement, in what magazine they read about a particular news event, and to whom and on which occasion they previously told a certain joke or story (Simons et al., 2004). Temporal memory—recall of the order in which events occurred or how recently they happened—suffers as well (Dumas & Hartman, 2003; Hartman & Warren, 2005).

Older adults' limited working memories increase the likelihood of another type of episodic memory difficulty: They may, for example, travel from the den to the kitchen intending to get something but then not recall what they intended to get. When the context in which they formed the memory intention (the den) differs from the retrieval context (the kitchen), they often experience memory lapses (Verhaeghen, 2012). When they return to the first context (the den), it serves as a strong cue for their memory intention because that is where they first encoded it, and they say, "Oh, now I remember why I went to the kitchen!"

A few days later, when Ruth saw a TV ad for the movie whose title she had forgotten, she recognized its name immediately. Recognition—a fairly automatic type of memory that demands little mental effort—suffers less than recall in late adulthood because a multitude of environmental supports for remembering are present. Age-related memory declines are greatest on tasks that require effortful, strategic processing (Hoyer & Verhaeghen, 2006).

Consider another automatic form of memory: **implicit memory**, or memory without conscious awareness. In a typical implicit memory task, you would be shown a list of words, then asked to fill in a word fragment (such as *t– –k*). You would probably complete the sequence with a word you had just seen *(task)* rather than another word (*took* or *teak*). Without trying to do so, you would engage in recall.

Age differences in implicit memory are much smaller than in explicit, or deliberate, memory. Memory that depends on familiarity rather than on conscious use of strategies is largely spared in old age (Fleischman et al., 2004; Hudson, 2008). This helps explain why recall of vocabulary and general information—which are mostly well-learned and highly familiar—decline far less, and do so at later ages, than recall of everyday experiences (Small et al., 2012). The episodic memory problems seniors report—for names of people, places where they put important objects, directions for getting from one place to another, and (as we will see) appointments and medication schedules—all place high demands on their more limited working memories.

Associative Memory

The memory deficits just described are part of a general, age-related decline in binding information into complex memories (Naveh-Benjamin, 2012). Researchers call this an **associative memory deficit**, or difficulty creating and retrieving links between pieces of information—for example, two items or an item and its context, such as Ruth's attempt to remember the name of the movie with the child actor or where she had seen the movie.

To find out whether older adults have greater difficulty with associative memory than younger adults, researchers showed them pairs of unrelated words or pictures of objects (such as *table–overcoat* or *sandwich–radio*) and asked that they study the pairs for an upcoming memory test. During the test, one group

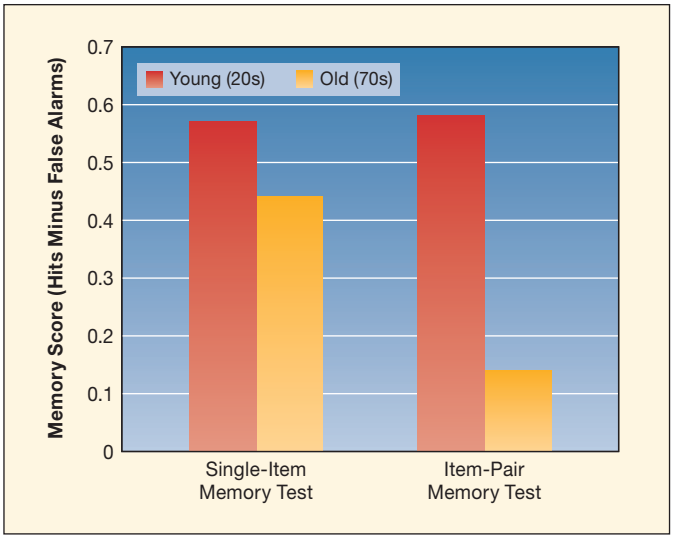

FIGURE 17.7 Young and older adults' performance on single-item and item-pair memory tests, supporting an associative memory deficit in late adulthood. After studying pairs of unrelated words or pictures, some participants were asked to identify single items they had seen. Others were asked to identify item pairs they had seen. Older adults performed almost as well as young adults on the single-item memory test. But they did far worse on the item-pair memory test. These findings support an associative memory deficit in late adulthood. (Adapted from Naveh-Benjamin, 2000.)

of participants was given a page of *single items,* some that had appeared in the study phase and some that had not, and asked to circle the ones they had studied. The other group was given a page of *item pairs,* some intact from the study phase *(table–overcoat)* and some that had been rearranged *(overcoat–radio),* and asked to circle pairs they had studied. As Figure 17.7 shows, older adults did almost as well as younger adults on the single-item memory test (Naveh-Benjamin, 2000; Naveh-Benjamin et al., 2003). But they performed far worse on the item-pair test—findings that support an associative memory deficit.

The memory tasks in the study just described relied on recognition. Older adults perform well when they are required only to recognize single pieces of information. But when researchers complicate recognition tasks by making them depend on associations between unrelated items, older people have difficulty with widely varying associations, including face–name, face–face, word–voice, and person–action pairings (Naveh-Benjamin, 2012).

Reducing task demands by providing older adults with helpful memory cues improves their associative memory (Naveh-Benjamin et al., 2003; Simons et al., 2004). For example, to associate names with faces, older people profit from mention of relevant facts about those individuals. And when older adults are directed to use the memory strategy of *elaboration* (relating word pairs by generating a sentence linking them) during both study and retrieval, the young–old difference in memory is greatly reduced (Naveh-Benjamin, Brav, & Levy, 2007). Clearly, associative deficits are greatly affected by lack of strategy use that helps bind information into integrated wholes.

Remote Memory

Although older people often say that their **remote memory**, or very long-term recall, is clearer than their memory for recent events, research does not support this conclusion. In several studies, adults ranging in age from their twenties to their seventies were asked to recall names of grade school teachers and high school classmates and Spanish vocabulary from high school—information very well learned early in life. Memory declined rapidly for the first 3 to 6 years, then changed little for the next 20 years (Bahrick, 1984; Bahrick, Bahrick, & Wittlinger, 1975). After that, additional modest forgetting occurred.

How about *autobiographical memory,* or memory for personally meaningful events, such as what you did on your first date or how you celebrated your college graduation? To test for this type of memory, researchers typically give a series of words (such as *book, machine, sorry, surprised*) and ask adults to report a personal memory cued by each. Or they present participants with a time line on a piece of paper, representing birth to present age, and ask them to place important life events on the line and note the age at which each occurred. People between ages 50 and 90 recall both remote and recent events more frequently than intermediate events, with recent events mentioned most often in the word-cue studies (see Figure 17.8). Among remote events recalled using either word-cue or time-line procedures, most happened between ages 10 and 30—a period of heightened autobiographical memory called the **reminiscence bump**

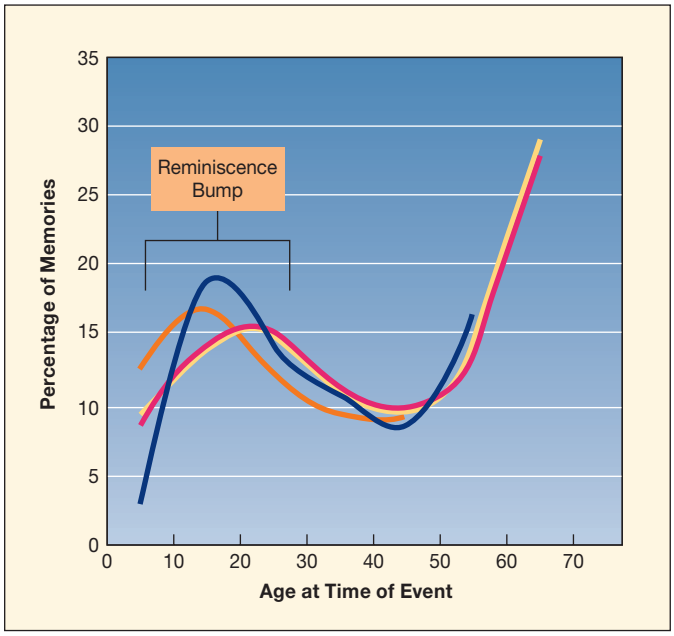

FIGURE 17.8 Distribution of older adults' autobiographical memories by reported age at time of the event. In the four studies of 50- to 90-year-olds represented here, later events were remembered better than early events. Among early events, most of those recalled occurred between ages 10 and 30. (From D. C. Rubin, T. A. Rahhal, & L. W. Poon, 1998, "Things Learned in Early Adulthood Are Remembered Best," *Memory and Cognition, 26,* p. 4. Copyright © 1998 by the Psychonomic Society, Inc. Adapted by permission of the Psychonomic Society.)

(Janssen, Rubin, & St. Jacques, 2011; Rubin, 2002; Schroots, van Dijkum, & Assink, 2004).

The reminiscence bump is evident in the autobiographical recall of older adults from diverse cultures—Bangladesh, China, Japan, Turkey, and the United States (Conway et al., 2005; Demiray, Gülgöz, & Bluck, 2009). Why are adolescent and early adulthood experiences retrieved more readily than those of middle adulthood? Youthful events occur during a period of rapid life change filled with novel experiences that stand out from the humdrum of daily life. Adolescence and early adulthood are also times of identity development, when many personally significant experiences occur (Glück & Bluck, 2007). Furthermore, the reminiscence bump characterizes emotionally positive, but not negative, memories. Culturally shared, important life events—school proms, graduations, marriage, birth of children—are usually positive and cluster earlier in life (Dickson, Pillemer, & Bruehl, 2011). In contrast, negative events—a serious illness, a car accident—are generally unanticipated and are not overrepresented during any life period.

Nevertheless, older people recall recent personal experiences more readily than remote ones, probably because of interference produced by years of additional experience (Verhaeghen, 2012). As we accumulate more memories, some inevitably resemble others. As a result, certain early memories become less clear than they once were. However, even when asked to recall an important event of the previous year, older adults—because of their episodic memory difficulties—provide considerably fewer details than do young adults (Levine et al., 2002).

Prospective Memory

Older people often complain that they have become more absent-minded about everyday events. Because Ruth and Walt knew they were prone to forget appointments, they asked about them repeatedly. "Sybil, what time is our dinner engagement?" Walt queried several times during the preceding two days. His questioning was not a sign of dementia. He simply wanted to be sure to remember an important date.

So far, we have considered various aspects of *retrospective memory* (remembrance of things past). **Prospective memory** refers to remembering to engage in planned actions in the future. The amount of mental effort required determines whether older adults have trouble with prospective memory. Remembering the dinner date was challenging for Walt because he typically ate dinner with his daughter on Thursday evenings at 6 P.M., but this time, dinner was set for Tuesday at 7:15 P.M.

In the laboratory, older adults do better on *event-based* than on *time-based* prospective memory tasks. In an event-based task, an event (such as a certain word appearing on a computer screen) serves as a cue for remembering to do something (pressing a key) while the participant engages in an ongoing activity (reading paragraphs). As long as the event-based task is not complex, older adults do as well as younger adults. But when researchers introduce extra attentional and working-memory demands (for example, press the key when any one of four cues appears), older adults' performance worsens (Kliegel, Jäger, & Phillips, 2008; McDaniel, Einstein, & Rendell, 2007). In time-based tasks, the adult must engage in an action after a certain time interval has elapsed, without any obvious external cue (for example, pressing a key every 10 minutes). Time-based prospective memory requires considerable initiative to keep the planned action in mind and monitor the passage of time while also performing an ongoing activity (Einstein, McDaniel, & Scullin, 2012). Consequently, declines in late adulthood are considerable.

But difficulties with prospective memory seen in the laboratory do not appear in real life, where adults are highly motivated to remember and good at setting up event-based reminders for themselves, such as a buzzer ringing in the kitchen to signal it's time to take medication or a note tacked up prominently displaying the time of a same-day meeting (Henry et al., 2004). In trying to remember a future activity, younger adults rely more on strategies like rehearsal, older adults on external memory aids (Dixon, de Frias, & Bäckman, 2001). In this way, seniors compensate for their reduced-capacity working memories and the challenge of dividing attention between what they are doing now and what they must do in the future.

Nevertheless, once a prospective memory task is finished, older adults find it harder than younger adults to deactivate, or inhibit, their intention to engage in the future action, especially when cues are still present after the task has been performed. Hence, they sometimes repeat the task again (Scullin et al., 2011). Whereas forgetting whether one has washed one's hair and doing so a second time is harmless, repeating a dose of medication can be dangerous. Older adults benefit from a system of reminders that regularly scheduled tasks have been completed, and they often arrange such systems themselves.

Language Processing

Language and memory skills are closely related. In language comprehension (understanding the meaning of spoken or written prose), we recollect what we have heard or read without conscious awareness. Like implicit memory, language comprehension changes little in late life, as long as conversational partners do not speak too quickly and older adults are given enough time to process written text accurately, enabling them to compensate for reduced working-memory capacity (Stine-Morrow & Miller, 2009). Older readers make a variety of adjustments to ensure comprehension, such as attending more closely to features of text prose, pausing more often to integrate information, and making good use of story organization to help them recall both main ideas and details. Those who have invested more time in reading and literacy activities over their lifetimes display faster and more accurate reading comprehension (Payne et al., 2012). They benefit from years of greater practice of this highly skilled activity.

© ASHLEY COOPER/CORBIS

In Alberta, Canada, a First Nations senior speaks out against environmental destruction caused by the oil industry. To compensate for language-production problems, older adults speak more slowly, use simplified grammatical structures, and represent information in terms of gist rather than details.

Two aspects of language production show age-related losses. The first is retrieving words from long-term memory (Connor et al., 2004). When conversing with others, Ruth and Walt sometimes had trouble finding the right words to convey their thoughts—even well-known words they had used many times in the past. Consequently, their speech contained more pronouns and other unclear references than it did at younger ages. They also spoke more slowly and paused more often, partly because they needed time to search their memories for certain words (Burke & Shafto, 2004). And compared to younger people, they more often reported a *tip-of-the-tongue state*—certainty that they knew a word accompanied by an inability to produce it.

Second, planning what to say and how to say it is harder in late adulthood. As a result, Walt and Ruth displayed slightly more hesitations, false starts, word repetitions, and sentence fragments as they aged (Bortfeld et al., 2001). Their statements were also less grammatically complex and less well-organized than before (Kemper, 2012).

What explains these changes? Whereas the meanings older people want to convey have many "mental connections" with other meanings, the sound of a word has only one mental connection to the word's underlying concept. Consequently, as associative memory declines with age, memory difficulties in everyday conversation are especially apparent in word retrieval (Burke & Shafto, 2004). Also, diminished working-memory capacity is involved. Because less information can be held at once, older adults have difficulty coordinating the multiple tasks required to produce complex, coherent speech.

As with memory, older adults develop compensatory techniques for their language production problems. For example, they speak more slowly so they can devote more effort to retrieving words and organizing their thoughts. Sacrificing efficiency for greater clarity, they use more sentences, but shorter ones, to convey their message (Griffin & Spieler, 2006; Kemper, Thompson, & Marquis, 2001). As older people monitor their word-retrieval failures and try hard to overcome them, they show a greater frequency of tip-of-the-tongue states—but they resolve tip-of-the-tongues at a higher rate than do younger people (Schwartz & Frazier, 2005).

Furthermore, older adults often compensate by representing information they want to communicate in terms of gist rather than details (Jepson & Labouvie-Vief, 1992). For example, when Walt told his granddaughter Marci fairytales, he left out many concrete facts while substituting personal inferences and a moral lesson—elements that appear less often in the storytelling of younger adults. Here is Walt's rendition of "Sleeping Beauty": "An evil fairy condemns Sleeping Beauty to death. But a kind fairy changes the curse from death to sleep. Then a handsome prince awakens the girl with a kiss. So you see, Marci, both good and bad exist in the world. The bad things instill in us the need to care for others."

Older adults often make the most of their limited working memories by extracting the essence of a message. Then, drawing on their extensive life experience, they enrich it with symbolic interpretations.

Problem Solving

Problem solving is yet another cognitive skill that illustrates how aging brings not only deterioration but also adaptive changes. Problem solving in the laboratory, where tasks have goals set by the researcher, declines in late adulthood (Finucane et al., 2005). Older adults' memory limitations make it hard to keep all relevant facts in mind when dealing with a complex hypothetical problem.

Yet the everyday problems seniors encounter differ from hypothetical problems devised by researchers—and also from the problems they experienced at earlier ages. After retirement, older adults do not have to deal with workplace problems. Their children are typically grown and living on their own, and their marriages have endured long enough to have fewer difficulties. With age, major concerns involve dealing with extended-family relationships (for example, expectations of adult children that they babysit grandchildren) and managing IADLs, such as preparing nutritious meals, handling finances, and attending to health concerns.

How do the older people solve problems of daily living? Their strategies extend the adaptive problem solving of midlife. As long as they perceive problems as under their control and as important, they are active and effective in solving them (Berg & Strough, 2011). Older adults generate a smaller number of strategies compared to young and middle-aged adults, but this may

be due to their greater life experience. Among the strategies they do suggest, they may include only those they believe will be helpful (Strough et al., 2008). Furthermore, older adults are particularly good at adapting strategies to fit problem conditions—home, relatives, friends, and finances. And perhaps because they are especially concerned with maintaining positive relationships, they usually do what they can to avoid interpersonal conflicts (Blanchard-Fields, Chen, & Norris, 2007). As we will see in Chapter 18, this strategy also fits with their desire to conserve energy and limit stress.

The health arena illustrates the adaptiveness of everyday problem solving in late adulthood. Older adults make faster decisions about whether they are ill, seek medical care sooner, and select treatments more quickly. In contrast, young and middle-aged adults are more likely to adopt a "wait and see" approach in favor of gathering more facts, even when a health problem is serious (Meyer, Russo, & Talbot, 1995). This swift response of older people is interesting in view of their slower cognitive processing. Research reveals that they have accumulated more health-related knowledge, which enables them to move ahead with greater certainty (Meyer, Talbot, & Ranalli, 2007). Acting decisively when faced with health risks is sensible in old age.

Finally, older adults report that they often consult others—generally spouses and adult children, but also friends, neighbors, and members of their religious congregation—for advice about everyday problems (Strough et al., 2003). And compared with younger married couples, older married couples more often collaborate in problem solving, and researchers judge their jointly generated strategies as highly effective—even on demanding tasks that require complex memory and reasoning (Meegan & Berg, 2002; Peter-Wight & Martin, 2011). In jointly solving problems, older people seem to compensate for moments of cognitive difficulty, yielding enhanced performance.

Wisdom

We have seen that a wealth of life experience enhances the storytelling and problem solving of older adults. It also underlies another capacity believed to reach its height in old age: **wisdom**. When researchers ask people to describe wisdom, most mention breadth and depth of practical knowledge, ability to reflect on and apply that knowledge in ways that make life more bearable and worthwhile; emotional maturity, including the ability to listen patiently and empathetically and give sound advice; and the altruistic form of creativity discussed in Chapter 15 that involves contributing to humanity and enriching others' lives. One group of researchers summed up the multiple cognitive and personality traits that make up wisdom as "expertise in the conduct and meaning of life" (Baltes & Smith, 2008; Baltes & Staudinger, 2000, p. 124; Staudinger, Dörner, & Mickler, 2005).

During her college years, Ruth and Walt's granddaughter Marci telephoned with a pressing personal dilemma. Ruth's advice reflected the features of wisdom just mentioned. After her boyfriend Ken moved to another city to attend medical school, Marci, unsure whether her love for Ken would endure, had begun dating another student. "I can't stand being pulled in two directions," she exclaimed. "I'm thinking of calling Ken and telling him about Steve. Do you think I should?"

"This is not a good time, Marci," Ruth advised. "You'll break Ken's heart before you've had a chance to size up your feelings for Steve. And you said Ken's taking some important exams in two weeks. If you tell him now and he's distraught, it could affect the rest of his life."

Wisdom—whether applied to personal problems or to community, national, and international concerns—requires the "pinnacle of insight into the human condition" (Baltes & Staudinger, 2000; Birren, 2009). Not surprisingly, cultures around the world assume that age and wisdom go together. In village and tribal societies, the most important social positions, such as chieftain and shaman (religious leader), are reserved for the old. Similarly, in industrialized nations, older adults are chief executive officers of large corporations, high-level religious leaders, members of legislatures, and supreme court justices. What explains this widespread trend? According to an evolutionary view, the genetic program of our species grants health, fitness, and strength to the young. Culture tames this youthful advantage in physical power with the insights of the old (Csikszentmihalyi & Nakamura, 2005; Csikszentmihalyi & Rathunde, 1990). As wise older adults identify useful knowledge and reflections to transmit to younger people, they ensure balance and interdependence between generations.

In the most extensive research to date on development of wisdom, adults ranging in age from 20 to 89 responded to uncertain real-life situations—for example, what to consider and do if a good friend is about to commit suicide or if, after reflecting on your life, you discover that you have not achieved your goals (Staudinger, 2008; Staudinger, Dörner, & Mickler, 2005). Responses were rated for five ingredients of wisdom:

- Knowledge about fundamental concerns of life, including human nature, social relations, and emotions
- Effective strategies for applying that knowledge to making life decisions, handling conflict, and giving advice
- A view of people that considers the multiple demands of their life contexts
- A concern with ultimate human values, such as the common good, as well as respect for individual differences in values
- Awareness and management of the uncertainties of life—that many problems have no perfect solution

Results revealed that age is no guarantee of wisdom. A small number of adults of diverse ages ranked among the wise. But type of life experience made a difference. People in human-service careers who had extensive training and practice in grappling with human problems tended to attain high wisdom scores. Other high-scorers held leadership positions (Staudinger,

TONY KARUMBA/AFP/GETTY IMAGES

Renowned British primatologist Dr. Jane Goodall—speaking with admirers after a presentation at the National Museum in Nairobi, Kenya—exemplifies wisdom. At age 79, she continues to be a tireless leader in efforts to protect chimpanzees and their African habitats and to promote humane treatment of animals everywhere.

Smith, & Baltes, 1992; Staudinger, 1996). And when age and relevant life experiences were considered together, more older than younger people scored in the top 20 percent.

In addition to age and life experience, having faced and overcome adversity appears to be an important contributor to late-life wisdom (Brugman, 2006; Linley, 2003). In an investigation of people who were young adults during the Great Depression of the 1930s, those who experienced economic hardship and surmounted it scored especially high in wisdom nearly 40 years later, as indicated by reflections on life events that included insights into their own motives and behavior and compassionate concern for the welfare of others (Ardelt, 1998).

Compared to their agemates, older adults with the cognitive, reflective, and emotional (compassionate) qualities that make up wisdom are better educated and physically healthier, forge more positive relations with others, and score higher on the personality dimension of openness to experience (Kramer, 2003). Wisdom also predicts sense of personal growth, generativity, favorable adjustment to aging, marital happiness, and life satisfaction (Ardelt, 2011; Le, 2011). Wise older people seem to flourish, even when faced with physical and cognitive challenges. This suggests that finding ways to promote wisdom would be a powerful means of both contributing to human welfare and fostering a gratifying old age.

Factors Related to Cognitive Maintenance and Change

Heritability research suggests a modest genetic contribution to individual differences in cognitive change in late adulthood (Deary et al., 2012). At the same time, as in middle adulthood, a mentally active life is vital for preserving cognitive resources. Above-average education, frequent contact with family members and friends, stimulating leisure pursuits, community participation, and a flexible personality predict higher mental test scores and reduced cognitive decline into advanced old age (Bielak et al., 2012; Schaie, 2011). Today's seniors in industrialized nations are better educated than any previous generation. Since 1950, the rate of high school completion among U.S. adults age 65 and older has quadrupled, reaching 80 percent. Those with at least a bachelor's degree have increased sixfold, to 23 percent (U.S. Department of Health and Human Services, 2012d). As more baby boomers enter late adulthood, these trends are expected to continue, forecasting improved preservation of cognitive functions.

As noted earlier, health status powerfully predicts older adults' cognitive functioning. In longitudinal research, cigarette smokers declined cognitively at a faster rate than their nonsmoking counterparts, as did overweight and obese people, even after initial health status, SES, and mental test performance were controlled (Dahl et al., 2010; Starr et al., 2007). And a wide variety of chronic conditions, including vision and hearing impairments, cardiovascular disease, diabetes, osteoporosis, and arthritis, are strongly associated with cognitive declines (Baltes, Lindenberger, & Staudinger, 2006). But we must be cautious in interpreting this link between physical and cognitive deterioration. The relationship may be exaggerated by the fact that brighter adults are more likely to engage in health-protective behaviors, which postpone the onset of serious disease.

Retirement also affects cognitive change, both positively and negatively. When people leave routine jobs for stimulating leisure activities, outcomes are favorable. In contrast, retiring from a highly complex job without developing challenging substitutes accelerates intellectual declines (Schaie, 1996). In fact, complex, challenging work in late adulthood may have an even stronger, facilitating impact on intellectual functioning than in middle adulthood (see pages 525–526 in Chapter 15) (Hertzog et al., 2009; Schooler, Mulatu, & Oates, 1999).

As seniors grow older, their cognitive scores show larger fluctuations from one occasion to the next. This rising instability of performance—especially in speed of response—accelerates in the seventies and is associated with cognitive declines, along with neurobiological signs of shrinkage in the prefrontal cortex and deficient brain functioning (Bielak et al., 2010; MacDonald, Li, & Bäckman, 2009; Lövdén et al., 2012). It seems to signal end-of-life brain degeneration.

In the year before Walt died, those close to him noticed that he had become less active and more withdrawn, even in the company of friends. **Terminal decline** refers to acceleration in deterioration of cognitive functioning prior to death. Some longitudinal studies indicate that it is limited to a few aspects of intelligence, others that it occurs generally, across many abilities. Findings also differ greatly in its estimated length—from 1 to 3 to as long as 14 years, with an average of 4 to 5 years (Lövdén et al., 2005; MacDonald, Hultsch, & Dixon, 2011; Rabbitt, Lunn, & Wong, 2008; Wilson et al., 2003). In one investigation, a sharp drop in life satisfaction predicted mortality. The downturn appeared, on average, four years in advance of death, was

especially steep in people age 85 and older, and showed only a weak relationship to mental deterioration or chronic illnesses (Gerstorf et al., 2008).

Perhaps different kinds of terminal decline exist—one type arising from disease processes, another reflecting general biological breakdown due to normal aging. What we do know is that an extended falloff in cognitive performance or in emotional investment in life is a sign of loss of vitality and impending death.

Cognitive Interventions

For most of late adulthood, cognitive declines are gradual. Although aging of the brain contributes to them, recall from our earlier discussion that the brain can compensate by growing new neural fibers. Furthermore, some cognitive decrements may be due to disuse of particular skills rather than biological aging. If plasticity of development is possible, then interventions that train older people in cognitive strategies should at least partially reverse the age-related declines we have discussed.

Older adults' relatively well-preserved *metacognition* is a powerful asset in training efforts. Most, for example, are aware of memory declines, report troublesome anxiety when faced with demanding memory situations, and know they must take extra steps to ensure recall of important information (Castel, McGillivray, & Friedman, 2011). Their impressive metacognitive understanding is also evident in the wide-ranging techniques they devise to compensate for everyday cognitive challenges.

The Adult Development and Enrichment Project (ADEPT) is the most extensive cognitive intervention program conducted to date (Schaie, 2005). By using participants in the Seattle Longitudinal Study (see Chapter 15, page 519), researchers were able to do what no other investigation has done: assess the effects of cognitive training on long-term development.

Intervention began with adults over age 64, some of whom had maintained their scores on tests of two mental abilities (inductive reasoning and spatial orientation) over the previous 14 years and others who had shown declines. After just five one-hour training sessions in one of two types of mental test items, two-thirds of participants improved their performance on the trained skill. Gains for decliners were dramatic: Forty percent returned to the level at which they had been functioning 14 years earlier! A follow-up after 7 years revealed that although scores dropped somewhat, participants remained advantaged in their trained skill over agemates trained in the other ability. Finally, "booster" training at this time led to further gains, although these were smaller than the earlier gains.

In another large-scale intervention study called ACTIVE (Advanced Cognitive Training for Independent and Vital Elderly), more than 2,800 65- to 84-year-olds were randomly assigned to a ten-session training program focusing on one of three abilities—speed of processing, memory, or reasoning—or to a no-intervention control group. Again, trained older adults showed an immediate advantage in the trained skill over controls that was still evident—though smaller in magnitude—at one- and two-year follow-ups (Ball et al., 2002). Transfer to everyday functioning, unfortunately, was disappointing: For example, participants who improved on a laboratory processing-speed task were no faster at looking up numbers in a phone book. Nevertheless, five years after intervention, cognitive training was associated with reduced declines in general health and ability to perform IADLs—outcomes that were strongest for the speed-of-processing group (Wolinsky et al., 2006). The investigators speculated that speed-of-processing training induces a broad pattern of brain activation, affecting many regions.

Clearly, many cognitive skills can be enhanced in old age. A vital goal is to transfer intervention from the laboratory to the community, weaving it into the daily experiences of older people (Stine-Morrow & Basak, 2011). Broadening training programs by focusing not just on strategy use and practice but also on beliefs that promote sustained effort may be helpful. Seniors who are higher in self-efficacy benefit more from cognitive training, and targeting self-efficacy in training programs by emphasizing cognitive potential at any age boosts both self-efficacy and cognitive gains (West, Bagwell, & Dark-Freudeman, 2008). Furthermore, working in groups may offer unique opportunities for strengthening self-efficacy ("If they can do it, so can I") along with social support for persisting (Hastings & West, 2009). As we will see in the next section, a promising approach is to provide older adults with well-designed, highly interesting educational experiences in which cognitive training in socially rich contexts is an integral part.

Lifelong Learning

Think about the competencies that older adults need to live in our complex, changing world. They are the same as those of younger people—communicating effectively through spoken and written systems; locating information, sorting through it, and selecting what is needed; using math strategies, such as estimation; planning and organizing activities, including making good use of time and resources; mastering new technologies; and understanding past and current events and the relevance of each to their own lives. Seniors also need to develop new, problem-centered coping strategies—ways to sustain health and operate their households efficiently and safely—and updated vocational skills, for those who continue to work.

Participation of older adults in continuing education has increased substantially over the past few decades. Successful programs include a wide variety of offerings responsive to the diversity of senior citizens and teaching methods suited to their developmental needs.

Types of Programs

One summer, Walt and Ruth attended a Road Scholar (formerly called Elderhostel) program at a nearby university. After moving into a dormitory room, they joined 30 other seniors for two weeks of morning classes on Shakespeare, afternoon visits to

Applying What We Know

Increasing the Effectiveness of Educational Experiences for Older Adults

Technique	Description
Provide a positive learning environment.	Many older adults have internalized negative stereotypes of their own abilities and come to the learning environment with low self-efficacy. A supportive group atmosphere helps convince older adults that they can learn.
Allow ample time to learn new information.	Rate of learning varies widely among older adults, and some master new material at a fairly slow rate. Presenting information over multiple sessions or allowing for self-paced instruction aids mastery.
Present information in a well-organized fashion.	Older adults do not organize information as effectively as younger adults. Material that is outlined, presented, and then summarized enhances memory and understanding. Digressions make a presentation harder to comprehend.
Relate information to older adults' experiences.	Relating new material to what older adults have already learned, by drawing on their extensive knowledge and experiences and giving many vivid examples, enhances recall.
Adapt the learning environment to fit changes in sensory systems.	Adequate lighting, availability of large-print reading materials, appropriate sound amplification, reduction in background noise, and clear, well-organized visual aids to supplement verbal teaching ease information processing.

points of interest, and evening performances of plays at a nearby Shakespeare festival.

In its most recently reported year, Road Scholar campus-based programs, and their recent extension to travel experiences around the world, attracted nearly 100,000 American and Canadian older adults. Some programs make use of community resources through classes on local ecology or folk life. Others focus on innovative topics and experiences—writing one's own life story, discussing contemporary films with screenwriters, whitewater rafting, Chinese painting and calligraphy, or acquiring French language skills. Travel programs are enriched by in-depth lectures and expert-led field trips.

PHOTO BY CARL STUDNA/ROAD SCHOLAR

Active, adventurous seniors explore the sights, sounds, streets, and monuments of Dublin's authors, poets, and playwrights as part of a Road Scholar travel program to Ireland.

Similar educational programs have sprung up in the United States and elsewhere. The Bernard Osher Foundation collaborates with more than 120 U.S. universities to establish Osher Lifelong Learning Institutes on campuses. Each offers older adults a wide array of stimulating learning experiences, from auditing regular courses, to forming learning communities that address common interests, to helping to solve community problems. Originating in France, the University of the Third Age[2] provides Western European, British, and Australian seniors with university- and community-sponsored courses, workshops on special topics, and excursions, with older adults often doing the teaching.

LOOK AND LISTEN

Find out if your college or university hosts Road Scholar or Osher Foundation programs. Attend a session of an on-campus program. What did you observe about older adults' capacity for complex learning? ●

Participants in the programs just mentioned tend to be active, well-educated, and financially well-off. Much less is available for older people with little education and limited income. Community senior centers with inexpensive offerings related to everyday living attract more low-SES people than programs such as Road Scholar. Regardless of course content and which seniors attend, using the techniques summarized in Applying What We Know above increases the effectiveness of educational experiences.

[2]The term *Third Age,* as we will see in Chapter 18, refers to the period after the "Second Age" of midlife, when older people are freed from responsibilities of earning a living and rearing children to focus on personal fulfillment.

Benefits of Continuing Education

Older participants in continuing education report a rich array of benefits—understanding new ideas in many disciplines, learning new skills that enrich their lives, making new friends, and developing a broader perspective on the world (Preece & Findsen, 2007). Furthermore, seniors come to see themselves differently. Many abandon their own ingrained stereotypes of aging when they realize that adults in late life—including themselves—can still engage in complex learning.

Older adults' willingness to acquire new knowledge and skills is apparent in the recent, rapid rise in their use of computers and the Internet. Seniors are now the fastest growing age group to embrace online technology as they discover its many practical benefits, including assistance with shopping, banking, health-care management, and communication. Currently, just over half of adults age 65 and older access the Internet, with 86 percent using e-mail and 38 percent social networking sites such as Facebook (Brenner, 2013; Zickuhr & Madden, 2012). Still, older people have joined the computer and Internet community to a lesser extent than younger people (see page 553 in Chapter 16). Those over age 75 are especially reluctant, with many perceiving the technology as too complicated—an attitude that continuing education can overcome (Wagner, Hassanein, & Head, 2010). With patient training, support, and modified equipment and software to suit their physical and cognitive needs, older adults readily enter the online world, often becoming just as devoted as younger users.

The educational needs of seniors are likely to be given greater attention in coming decades, as their numbers grow and they assert their right to lifelong learning. Once this happens, false stereotypes—"the elderly are too old to learn" or "education is for the young"—are likely to weaken and, perhaps, disappear.

ASK YOURSELF

REVIEW Describe cognitive functions that are maintained or improve in late adulthood. What aspects of aging contribute to them?

CONNECT What processes in brain development contribute to the success of older adults' efforts to compensate for cognitive declines? (See page 568.)

APPLY Estelle complained that she had recently forgotten two of her regular biweekly hair appointments and sometimes had trouble finding the right words to convey her thoughts. What cognitive changes account for Estelle's difficulties? What can she do to compensate?

REFLECT Interview an older adult in your family, asking about ways the individual engages in selective optimization with compensation to make the most of declining cognitive resources. Describe several examples.

SUMMARY

PHYSICAL DEVELOPMENT

Life Expectancy (p. 564)

Distinguish between chronological age and functional age, and discuss changes in life expectancy over the past century.

- People age biologically at different rates, making chronological age is an imperfect indicator of **functional age.** Dramatic twentieth-century gains in **average life expectancy** confirm that biological aging can be modified by environmental factors, including improved nutrition, medical treatment, sanitation, and safety.
- Length of life and, especially, **average healthy life expectancy** can be predicted by a country's health care, housing, and social services, along with lifestyle factors. In developing nations, both are shortened by poverty, malnutrition, disease, and armed conflict.
- With advancing age, the gender gap in average life expectancy declines, as do differences between higher-SES whites and low-SES ethnic minorities.

© EVERETT KENNEDY BROWN/EPA/CORBIS

- Longevity runs in families, but environmental factors become increasingly important with age. Scientists disagree on whether **maximum lifespan** can be extended beyond 122 years—the oldest verified age.

Physical Changes (p. 567)

Describe physical declines of late adulthood, including changes in the nervous and sensory systems.

- With age, growing numbers of older adults experience physical declines, evident in difficulties carrying out **activities of daily living (ADLs),** or basic self-care tasks, and **instrumental activities of daily living (IADLs)**, which are necessary to conduct the business of daily life.
- Neuron loss occurs throughout the cerebral cortex, with greater shrinkage in the frontal lobes and the corpus callosum. The cerebellum also loses neurons. The brain compensates by forming new synapses and, to some extent, generating new neurons. The autonomic nervous system functions less well in old age and releases more stress hormones.

- Older adults—more women than men—tend to suffer from impaired vision and may experience **cataracts** and **macular degeneration.** Hearing impairments are more common than visual impairments, especially in men, with decline in speech perception having the greatest impact on life satisfaction.

© JEFF GREENBERG/THE IMAGE WORKS

- Taste and odor sensitivity wane, making food less appealing. Touch sensitivity also deteriorates, particularly on the fingertips.

Describe cardiovascular, respiratory, and immune system changes and sleep difficulties in late adulthood.

- Reduced capacity of the cardiovascular and respiratory systems becomes more apparent in late adulthood, especially in lifelong smokers and in people who have not reduced dietary fat or who have had extensive exposure to environmental pollutants. Exercise can slow cardiovascular aging and facilitate respiratory functioning.
- The immune system functions less effectively in late life, permitting diseases to progress and making **autoimmune responses** and stress-induced infection more likely.
- Older adults find it harder to fall asleep, stay asleep, and sleep deeply. Until age 70 or 80, men have more trouble sleeping than women because of prostate enlargement (initiating frequent urination) and **sleep apnea.**

Describe changes in physical appearance and mobility in late adulthood, along with effective adaptations to these changes.

- Outward signs of aging—white hair, wrinkled and sagging skin, age spots, and decreased height and weight—become more noticeable. Mobility diminishes as muscle and bone strength and joint flexibility decline.
- "Anti-aging" dietary supplements, herbal products, and hormonal medications have shown no demonstrated benefits and may cause harm. Instead, problem-centered coping strategies yield improved physical functioning.
- A rapidly expanding **assistive technology** helps older people cope with physical declines, sustaining an effective person–environment fit that enhances psychological well-being.
- Negative stereotypes of aging have a stressful, disorganizing impact on older adults' functioning, whereas positive stereotypes reduce stress and foster physical and mental competence.

Health, Fitness, and Disability (p. 575)

Discuss health and fitness in late life, paying special attention to nutrition, exercise, and sexuality.

- Most older adults rate their health favorably and have a high sense of self-efficacy about protecting it. Low-SES ethnic minority older people remain at greater risk for certain health problems and are less likely to believe they can control their health.
- In late life, men continue to be more prone to fatal diseases and women to disabling conditions. In industrialized nations, **compression of morbidity** has occurred, largely as a result of medical advances and improved socioeconomic conditions; further gains will depend on reducing negative lifestyle factors. In the developing world, comprehensive strategies are needed.
- Risk of dietary deficiencies increases in late life, but except for calcium and vitamin D, a daily vitamin–mineral supplement is recommended only for those suffering from malnutrition. Exercise, even when begun in late adulthood, is a powerful health intervention.
- Though sexual activity declines, especially among women, most older couples report continued, regular sexual enjoyment.

JONATHAN KIRN/GETTY IMAGES

Discuss physical disabilities common in late adulthood.

- Illness and disability increase toward the end of life. Cardiovascular disease and cancer are the leading causes of death, followed by respiratory diseases. **Primary aging** contributes to **frailty** in the elderly, but **secondary aging** (declines due to hereditary defects and negative environmental influences) plays a larger role.
- **Osteoarthritis** and **rheumatoid arthritis** are widespread among older adults, especially women. Type 2 diabetes also increases.
- The death rate from unintentional injuries reaches an all-time high from age 65 on, largely due to motor vehicle collisions and falls. Visual declines and slowed reaction time often contribute.

Discuss mental disabilities common in late adulthood.

- **Alzheimer's disease**, the most common form of **dementia**, often starts with severe memory problems. It brings personality changes, depression, disintegration of purposeful movements, loss of ability to comprehend and produce speech, and death. Underlying these changes are abundant **neurofibrillary tangles** and **amyloid plaques** and lowered neurotransmitter levels in the brain.
- Familial Alzheimer's, related to genes involved in generation of harmful amyloid, generally has an early onset and progresses rapidly. About half of sporadic Alzheimer's victims have an abnormal gene that results in insulin deficiency linked to brain damage.
- Diverse environmental factors, including a high-fat diet, physical inactivity, overweight and obesity, smoking, chronic psychological stress, cardiovascular disease, stroke, diabetes, and head injuries increase the risk of Alzheimer's. A "Mediterranean diet," education, and an active lifestyle are associated with lower incidence.
- Heredity contributes to **cerebrovascular dementia** indirectly, through high blood pressure, cardiovascular disease, and diabetes. Many environmental influences also heighten stroke risk. Because of their greater susceptibility to cardiovascular disease, more men than women are affected.
- Treatable problems, such as depression, side effects of medication, and reactions to social isolation, can be mistaken for dementia.

Discuss health-care issues that affect senior citizens.

- Only a small percentage of U.S. seniors are institutionalized, about half the rate in other industrialized nations with more generous public financing of institutional care. Though ethnic differences exist, family members provide most long-term care in Western nations. Publicly funded in-home help and **assisted living** can reduce the high costs of institutional placement and increase older adults' life satisfaction.

COGNITIVE DEVELOPMENT

Describe overall changes in cognitive functioning in late adulthood.

- Individual differences in cognitive functioning are greater in late adulthood than at any other time of life. Older adults can make the most of their cognitive resources through **selective optimization with compensation**. Personal goals increasingly emphasize maintaining abilities and preventing loss.

Memory (p. 591)

How does memory change in late life?

- Memory failure is more likely in older adults, especially on tasks that are complex and require deliberate processing. Recall of context, source, and temporal order of episodic events declines. Automatic forms of memory, such as recognition and **implicit memory**, suffer less. In general, an **associative memory deficit**, or difficulty creating and retrieving links between pieces of information, characterizes older adults' memory deficits.
- Contrary to what older people often report, **remote memory** is not clearer than recent memory. Autobiographical memory is best for recent experiences, followed by personally meaningful events that occurred between ages 10 and 30, a period of heightened recall called the **reminiscence bump**. In the laboratory, older adults do better on event-based than on time-based **prospective memory** tasks. In everyday life, they compensate for declines in prospective memory by using external memory aids.

Language Processing (p. 593)

Describe changes in language processing in late adulthood.

- Language comprehension changes little in late life. Age-related losses occur in two aspects of language production: retrieving words from long-term memory and planning what to say and how to say it. Older people compensate by speaking more slowly, using shorter sentences, and communicating gist rather than details.

© ASHLEY COOPER/CORBIS

Problem Solving (p. 594)

How does problem solving change in late life?

- Hypothetical problem solving declines in late adulthood. In everyday problem solving, older adults are effective as long as they perceive problems as important and under their control. Older people make faster decisions about health than younger people and more often consult others about everyday problems.

Wisdom (p. 595)

What capacities make up wisdom, and how is it affected by age and life experience?

- **Wisdom** involves extensive practical knowledge, ability to reflect on and apply that knowledge in ways that make life more bearable and worthwhile, emotional maturity, and altruistic creativity. When age and life experience in grappling with human problems are combined, more older than younger people rank among the wise.

Factors Related to Cognitive Maintenance and Change (p. 596)

Cite factors related to cognitive maintenance and change in late adulthood.

- Mentally active people are likely to maintain their cognitive abilities into advanced old age. A wide array of chronic health conditions are associated with cognitive decline. Retirement can bring about either positive or negative changes. Stimulating leisure activities and complex, challenging work facilitate intellectual functioning.
- With age, older adults' cognitive scores become increasingly unstable. As death approaches, **terminal decline**—a marked acceleration in deterioration of cognitive functioning—often occurs.

Cognitive Interventions (p. 597)

Can cognitive interventions help older adults sustain their mental abilities?

- Large-scale interventions like ADEPT and ACTIVE demonstrate that training in cognitive skills can offer large benefits for older people who have experienced cognitive declines. Targeting self-efficacy enhances cognitive gains.

Lifelong Learning (p. 597)

Discuss types of continuing education and benefits of such programs in late life.

- Increasing numbers of older people continue their education through university courses, community offerings, and programs such as Road Scholar and Osher Lifelong Learning Institutes. Participants acquire new knowledge and skills, new friends, a broader perspective on the world, and an image of themselves as more competent. Unfortunately, fewer continuing-education opportunities are available to low-SES seniors.

Important Terms and Concepts

activities of daily living (ADLs) (p. 567)
Alzheimer's disease (p. 582)
amyloid plaques (p. 583)
assisted living (p. 589)
assistive technology (p. 573)
associative memory deficit (p. 591)
autoimmune response (p. 571)
average healthy life expectancy (p. 564)
average life expectancy (p. 564)
cataracts (p. 569)
cerebrovascular dementia (p. 585)
compression of morbidity (p. 576)
dementia (p. 582)
frailty (p. 580)
functional age (p. 564)
implicit memory (p. 591)
instrumental activities of daily living (IADLs) (p. 567)
macular degeneration (p. 569)
maximum lifespan (p. 566)
neurofibrillary tangles (p. 583)
osteoarthritis (p. 580)
primary aging (p. 580)
prospective memory (p. 593)
reminiscence bump (p. 592)
remote memory (p. 592)
rheumatoid arthritis (p. 580)
secondary aging (p. 580)
selective optimization with compensation (p. 590)
sleep apnea (p. 571)
terminal decline (p. 596)
wisdom (p. 595)

chapter 18

© DESIGN PICS/CORBIS

As family responsibilities and vocational pressures lessen, friendships—like the relaxed companionship of these Guatemalan seniors—take on increasing importance. Having friends is an especially strong predictor of mental health in late adulthood.

Emotional and Social Development in Late Adulthood

With Ruth at his side, Walt spoke to the guests at their sixtieth-anniversary party. "Even when things were hard," he reflected, "the time of life I liked best always seemed to be the current one. When I was a kid, I adored playing baseball. In my twenties, I loved learning the photography business. And of course," Walt continued, glancing affectionately at Ruth, "our wedding was the most memorable day of all."

He went on: "We never had much money for luxuries, but we found ways to have fun anyway—singing in the church choir and acting in community theater. And then Sybil was born. It meant so much to me to be a father—and now a grandfather and a great-grandfather. Looking back at my parents and grandparents and forward at Sybil, Marci, and Marci's son Jamel, I feel a sense of unity with past and future generations." With a smile, Walt added, "We keep up with Marci and Jamel on Facebook!"



PAUL BURNS/LIFESIZE/GETTY IMAGES

Walt and Ruth greeted old age with calm acceptance, grateful for the gift of long life and loved ones. Yet not all older adults find such peace of mind. Walt's brother Dick was contentious, complaining about petty issues and major disappointments alike: "Goldie, why'd you serve cheesecake? No one eats cheesecake on birthdays!" "Know why we've got financial worries? Uncle Louie wouldn't lend me the money to keep the bakery going, so I *had* to retire."

A mix of gains and losses characterizes these twilight years, extending the multidirectionality of development begun early in life. On one hand, old age is a time of pleasure and tranquility, when children are grown, life's work is nearly done, and responsibilities are lightened. On the other hand, it brings concerns about declining physical functions, unwelcome loneliness, and the growing specter of imminent death.

In this chapter, we consider how older adults reconcile these opposing forces. Although some are weary and discontented, most traverse this period with poise and calm composure. They attach deeper significance to life and reap great benefits from family and friendship bonds, leisure activities, and community involvement. We will see how personal attributes and life history combine with home, neighborhood, community, and societal conditions to mold emotional and social development in late life. ●



chapter outline

Erikson's Theory: Ego Integrity versus Despair

Other Theories of Psychosocial Development in Late Adulthood

Peck's Tasks of Ego Integrity and Joan Erikson's Gerotranscendence • Labouvie-Vief's Emotional Expertise • Reminiscence

■ **CULTURAL INFLUENCES** The New Old Age

Stability and Change in Self-Concept and Personality

Secure and Multifaceted Self-Concept • Agreeableness, Acceptance of Change, and Openness to Experience • Spirituality and Religiosity

■ **BIOLOGY AND ENVIRONMENT** Religious Involvement and Quality of Life in the Final Year

Contextual Influences on Psychological Well-Being

Control versus Dependency • Physical Health • Negative Life Changes • Social Support

■ **SOCIAL ISSUES: HEALTH** Elder Suicide

A Changing Social World

Social Theories of Aging • Social Contexts of Aging: Communities, Neighborhoods, and Housing

Relationships in Late Adulthood

Marriage • Gay and Lesbian Partnerships • Divorce, Remarriage, and Cohabitation • Widowhood • Never-Married, Childless Older Adults • Siblings • Friendships • Relationships with Adult Children • Relationships with Adult Grandchildren and Great-Grandchildren • Elder Maltreatment

Retirement

The Decision to Retire • Adjustment to Retirement • Leisure and Volunteer Activities

Optimal Aging

Erikson's Theory: Ego Integrity versus Despair

The final psychological conflict of Erikson's (1950) theory, **ego integrity versus despair,** involves coming to terms with one's life. Adults who arrive at a sense of integrity feel whole, complete, and satisfied with their achievements. They have adapted to the mix of triumphs and disappointments that are an inevitable part of love relationships, child rearing, work, friendships, and community participation. They realize that the paths they followed, abandoned, and never selected were necessary for fashioning a meaningful life course.

The capacity to view one's life in the larger context of all humanity—as the chance combination of one person and one segment in history—contributes to the serenity and contentment that accompany integrity. "These last few decades have been the happiest," Walt murmured, clasping Ruth's hand—only weeks before the heart attack that would end his life. At peace with himself, his wife, and his children, Walt had accepted his life course as something that had to be the way it was.

In a study that followed a sample of women diverse in SES throughout adulthood, midlife generativity predicted ego integrity in late adulthood. Ego integrity, in turn, was associated with more favorable psychological well-being—a more upbeat mood, greater self-acceptance, higher marital satisfaction, closer relationships with adult children, greater community involvement, and increased ease in accepting help from others when it is needed (James & Zarrett, 2007). As Erikson's theory indicates, psychosocial maturity in late life brings increased contentment, affectionate, enjoyable bonds with others, and continued service to society.

Scanning the newspaper, Walt pondered, "I keep reading these percentages: One out of five people will get heart disease, one out of three will get cancer. But the truth is, one out of one will die. We are all mortal and must accept this fate." The year before, Walt had given his granddaughter, Marci, his collection of prized photos, which had absorbed him for over half a century. With the realization that the integrity of one's own life is part of an extended chain of human existence, Erikson suggested, death loses its sting (Vaillant, 2002). In support of this view, older adults who report having attained intrinsic (personally gratifying) life goals typically express acceptance of their own death (Van Hiel & Vansteenkiste, 2009). Those who emphasize attainment of extrinsic goals (such as money or prestige) more often fear life's end.

The negative outcome of this stage, despair, occurs when aging adults feel they have made many wrong decisions, yet time is too short to find an alternate route to integrity. Without another chance, the despairing person finds it hard to accept that death is near and is overwhelmed with bitterness, defeat, and hopelessness. According to Erikson, these attitudes are often expressed as anger and contempt for others, which disguise contempt for oneself. Dick's argumentative, fault-finding behavior, tendency to blame others for his personal failures, and regretful view of his own life reflect this deep sense of despair.

© JON ERIKSON/THE IMAGE WORKS

Erik Erikson and his wife Joan exemplified the ideal of Erikson's final stage. They aged gracefully, felt satisfied with their achievements, and were often seen together, contented and deeply in love.

Other Theories of Psychosocial Development in Late Adulthood

As with Erikson's stages of early and middle adulthood, other theorists have clarified and refined his vision of late adulthood, specifying the tasks and thought processes that contribute to a sense of ego integrity. All agree that optimal development involves greater integration and deepening of the personality.

Peck's Tasks of Ego Integrity and Joan Erikson's Gerotranscendence

According to Robert Peck (1968), attaining ego integrity involves three distinct tasks:

- *Ego differentiation:* For those who invested heavily in their careers, finding other ways to affirm self-worth—through family, friendship, and community life
- *Body transcendence:* Surmounting physical limitations by emphasizing the compensating rewards of cognitive, emotional, and social powers

- *Ego transcendence:* As contemporaries die, facing the reality of death constructively through efforts to make life more secure, meaningful, and gratifying for younger generations

In Peck's theory, ego integrity requires older adults to move beyond their life's work, their bodies, and their separate identities by investing in a future that extends beyond their own lifespan. Research suggests that as seniors grow older, both *body transcendence* (focusing on psychological strengths) and *ego transcendence* (orienting toward a larger, more distant future) increase. In a study of women, those in their eighties and nineties stated with greater certainty than those in their sixties that they "accept the changes brought about by aging," "have moved beyond fear of death," "have a clearer sense of the meaning of life," and "have found new, positive spiritual gifts to explore" (Brown & Lowis, 2003).

Erikson's widow Joan Erikson suggested that these attainments actually represent development beyond ego integrity (which requires satisfaction with one's past life) to an additional psychosocial stage that she calls **gerotranscendence**—a cosmic and transcendent perspective directed forward and outward, beyond the self. Drawing on her own experience of aging, her observations of her husband's final years, and the work of others on the positive potential of the years shortly before death, Joan Erikson speculated that success in attaining gerotranscendence is apparent in heightened inner calm and contentment and additional time spent in quiet reflection (Erikson, 1998; Tornstam, 2000, 2011).

Although interviews with people in their ninth and tenth decades reveal that many (but not all) experience this peaceful, contemplative state, more research is needed to confirm the existence of a distinct, transcendent late-life stage. Besides focusing more intently on life's meaning, many of the very old continue to report investments in the real world—visiting friends, keeping up with current events, striving to be a good neighbor, and engaging in leisure and volunteer pursuits.

Labouvie-Vief's Emotional Expertise

In Chapter 13, we discussed Gisella Labouvie-Vief's research on development of adults' reasoning about emotion (see page 453). Recall that cognitive-affective complexity (awareness and coordination of positive and negative feelings into an organized self-description) increases from adolescence through middle adulthood and then declines as basic information-processing skills diminish in late adulthood.

But older people display a compensating emotional strength: They gain in **affect optimization,** the ability to maximize positive emotion and dampen negative emotion (Labouvie-Vief, 2005; Labouvie-Vief et al., 2007; Labouvie-Vief, Grühn, & Studer, 2010). Compared with younger people, older adults selectively attend to and better recall emotionally positive over negative information (Mather & Carstensen, 2005). This bias toward the emotionally positive contributes to their remarkable resilience. Despite physical declines, increased health problems, a restricted future, and death of loved ones, most older people sustain a sense of optimism, emotional stability, and good psychological well-being—an upbeat attitude linked to longer survival (Boyle et al., 2009; Carstensen et al., 2011). Furthermore, about 30 to 40 percent not only are high in affect optimization but also retain considerable capacity for cognitive-affective complexity—a combination related to especially effective emotional self-regulation.

© JULIA CUMES/THE IMAGE WORKS

Despite serious medical problems, this aging adult asserts, "Being an invalid does not invalidate your life." Her adopted rescue dog gives her great pleasure. The ability to maximize positive emotion and dampen negative emotion contributes to older people's' remarkable resilience.

Research also reveals that when asked to relate personal experiences in which they were happy, angry, fearful, or sad and to indicate how they knew they felt that emotion, aging individuals gave more vivid accounts than did younger people—evidence of being more in touch with their feelings. Consider this example:

> You have sunshine in your heart. During the wedding the candles were glowing. And that's just how I felt. I was glowing too. It was kind of dull outside. But that isn't how I felt. Everybody in the church felt like they were glowing. It was that kind of feeling. (Labouvie-Vief, DeVoe, & Bulka, 1989, p. 429)

Older adults' emotional perceptiveness helps them separate interpretations from objective aspects of situations. Consequently, their coping strategies often include making sure they fully understand their own feelings before deciding on a course of action. And they readily use emotion-centered coping strategies (controlling distress internally) in negatively charged situations (Blanchard-Fields, 2007). In sum, a significant late-life psychosocial attainment is becoming expert at reflecting on one's own feelings and regulating negative affect.

Reminiscence

We often think of older adults as engaged in **reminiscence**—telling stories about people and events from their past and reporting associated thoughts and feelings. Indeed, the widespread image of a reminiscing older person ranks among negative stereotypes of aging. In this common view, older people live in the past to escape the realities of a shortened future and the nearness of death. Yet research consistently reveals no age differences exist in total quantity of reminiscing! Rather, younger and older adults often use reminiscence for different purposes (Westerhof, Bohlmeijer, & Webster, 2010). And certain types of reminiscence are positive and adaptive.

In his comments on major events in his life at the beginning of this chapter, Walt was engaging in a special form of reminiscence called *life review*—calling up past experiences with the goal of achieving greater self-understanding. According to Robert Butler (1968), most older adults engage in life review as part of attaining ego integrity—a notion that has led many therapists to encourage life-review reminiscence. Older adults who participate in counselor-led life review report increased self-esteem, greater sense of purpose in life, and reduced depression (O'Rourke, Cappeliez, & Claxton, 2011; Westerhof, Bohlmeijer, & Webster, 2010). Life-review interventions can also help bereaved adults find a place for lost loved ones in their emotional lives, reinvest energy in other relationships, and move on with life (Worden, 2009).

Although life review occurs more often among older than younger adults, many older people who are high in self-acceptance and life satisfaction spend little time evaluating their past (Wink, 2007; Wink & Schiff, 2002). Indeed, in several studies in which older people were asked what they considered to be the best time of life, 10 to 30 percent identified one of the decades of late adulthood. Early and middle adulthood received especially high marks, whereas childhood and adolescence ranked as less satisfying (Field, 1997; Mehlson, Platz, & Fromholt, 2003). These findings challenge the widespread belief that older adults inevitably focus on the past and wish to be young again. To the contrary, today's seniors in industrialized nations are largely present- and future-oriented: They seek avenues for personal growth and fulfillment (see the Cultural Influences box on the following page).

Clearly, life review is not essential for adapting well to late adulthood. Indeed, reminiscence that is *self-focused,* engaged in to reduce boredom and revive bitter events, is linked to adjustment problems. Compared with younger people, older adults less often engage in this ruminative form of reminiscence, and those who do are often anxious and depressed from dwelling on painful past experiences (Bohlmeijer et al., 2007; O'Rourke, Cappeliez, & Claxton, 2011). Life review therapy aimed at helping these older adults focus on positive memories improves their psychological well-being.

In contrast, extroverted seniors favor *other-focused* reminiscence directed at social goals, such as solidifying family and friendship ties and reliving relationships with lost loved ones. And at times, older adults—especially those who score high in openness to experience—engage in *knowledge-based* reminiscence, drawing on their past for effective problem-solving strategies and for teaching younger people. These socially engaged, mentally stimulating forms of reminiscence help make life rich and rewarding (Cappeliez, Rivard, & Guindon, 2007). Perhaps because of their strong storytelling traditions, African-American and Chinese immigrant older adults are more likely than their Caucasian counterparts to use reminiscence to teach others about the past (Merriam, 1993; Webster, 2002).

For young and old alike, reminiscence often occurs during times of life transition. Older adults who have recently retired, been widowed, or moved to a new residence may turn temporarily to the past to sustain a sense of personal continuity (Cappeliez & Robitaille, 2010). As long as they do not get stuck in mulling over unresolved difficulties, reminiscence probably helps them recapture a sense of meaning.

Stability and Change in Self-Concept and Personality

Longitudinal research reveals continuing stability of the "big five" personality traits from mid- to late life (see Chapter 16, page 542). Yet the ingredients of ego integrity—wholeness, contentment, and image of the self as part of a larger world order—are reflected in several significant late-life changes in both self-concept and personality.

Secure and Multifaceted Self-Concept

Older adults have accumulated a lifetime of self-knowledge, leading to more secure and complex conceptions of themselves than at earlier ages (Diehl et al., 2011; Labouvie-Vief & Diehl, 1999). Ruth, for example, knew with certainty that she was good at growing a flower garden, budgeting money, counseling others, giving dinner parties, and figuring out who could be trusted and who couldn't. Furthermore, when young and older adults were asked for several life-defining memories, 65- to 85-year-olds were more likely to mention events with a consistent theme—such as the importance of relationships or personal independence—and to explain how the events were interrelated (McLean, 2008). Their autobiographical selves emphasized coherence and consistency, despite physical, cognitive, and occupational changes. As Ruth remarked humorously, "I know who I am. I've had plenty of time to figure it out!"

The firmness, stability, and multifaceted nature of Ruth's self-concept enabled her to compensate for lack of skill in domains she had never tried, had not mastered, or could no longer perform as well as before. Consequently, it allowed for self-acceptance—a key feature of integrity. In a study of old (70 to 84 years) and very old (85 to 103 years) German seniors asked to respond to the question "Who am I?," participants mentioned a broad spectrum of life domains, including hobbies, interests, social participation, family, health, and personality traits.

Cultural Influences

The New Old Age

After retiring, pediatrician Jack McConnell tried a relaxing lifestyle near a lake and golf course, but it worked poorly for the energetic 64-year-old. As his desire for a more fulfilling retirement grew, he noticed that outside his comfortable, gated neighborhood were many people serving community needs as gardeners, laborers, fast-food workers, and the like, yet who lived in or near poverty. The contrast galvanized Jack to found Volunteers in Medicine, a free clinic for working-poor adults and their families who lack health insurance (Croker, 2007). Five years later, at age 69, Jack was overseeing a highly cost-effective operation involving 200 retired doctors, nurses, and lay volunteers, who treat 6,000 patients a year.

Jack exemplifies a revised approach to late adulthood, one infused with new cultural meanings: Increasingly, older adults are using their freedom from work and parenting responsibilities to pursue personally enriching interests and goals. In doing so, they are giving back to their communities in significant ways, serving as role models for younger generations, and strengthening their sense of ego integrity with images of themselves as living ethical, worthy lives.

Added years of longevity and health plus financial stability have granted this active, opportunistic time of life to so many contemporary seniors that some experts believe a new phase of late adulthood has evolved called the **Third Age**—a term originating over a decade ago in France that spread through Western Europe and recently has stretched to North America. According to this view, the First Age is childhood, the Second Age is the adult period of earning a living and rearing children, and the Third Age—extending from ages 65 to 79, and sometimes longer—is a time of personal fulfillment (James & Wink, 2007). The Fourth Age brings physical decline and need for care.

The baby boomers—healthier and financially better off than any preceding aging generation—are approaching late life with the conviction that their old age will not begin until 80 (Gergen & Gergen, 2003). This self-perception has helped define the Third Age as a time of self-realization and high life satisfaction. But even people a decade ahead of the oldest baby boomers are experiencing the Third Age as a phase of new goal setting and purpose rather than as an extended vacation (Winter et al., 2007). As we will see later in this chapter, retirement is no longer a one-way, age-graded event. In one survey of 300 older Americans, very few self-identified as retired (Trafford, 2004). Instead, they were building hybrid lives—leaving career jobs to work at different jobs that utilized their skills and devoting themselves to community service that they experienced as more meaningful than the paid work they left behind (Moen & Altobelli, 2007).

Although policy makers often express concern about the huge, impending baby-boomer burden on Social Security and Medicare, this large pool of vigorous, publicly minded future seniors has the potential to make enormous economic and social contributions. Today's Third Agers donate billions to the global economy in volunteer work, continue to participate in the work force in large numbers, and give generously to their families through monetary support and other forms of help—far more than they receive (see page 626).

TRICIA WATKINSON/NEWSPIX

For child-protection advocate Freda Briggs, late adulthood is a time of personal enrichment and new goal-setting. Since retiring from her faculty position at the University of South Australia, 82-year-old Briggs continues to write and speak on behalf of abused children while also embracing new adventures, such as parasailing and hot-air ballooning.

But as midlife roles shrink and terminate, too few alternatives are available for the many aging adults eager to make a difference (Bass, 2011). Societies need to provide abundant volunteer, national service, and other public interest opportunities, thereby harnessing their rich elder resources to solve pressing problems. The U.S. Serve America Act, signed into law in 2009, offers expanded service incentives and options to American adults of all ages and, thus, is a major step in that direction.

Finally, although the majority of U.S. adults in their sixties and seventies have more energy and choice than ever before, others—more often ethnic minorities, women, and those who live alone—suffer from financial hardship and distress and, thus, have little chance for new beginnings (Holstein, 2011). When social security, health care, and housing policies ensure a comfortable Third Age to all retiring adults, benefits accrue to the entire nation.

Adults in both age groups expressed more positive than negative self-evaluations, although a slight increase in negative comments occurred in the older group (Freund & Smith, 1999). Positive, multifaceted self-definitions predicted psychological well-being.

As the future shortens, most older adults, into their eighties and nineties, continue to mention—and actively pursue—hoped-for selves in the areas of physical health, cognitive functioning, personal characteristics, relationships, social responsibility, and leisure (Frazier, 2002; Markus & Herzog, 1992).

With respect to feared selves, physical health is even more prominent than it was in midlife.

At the same time, possible selves reorganize well into old age. When the German 70- to 103-year-olds just mentioned were followed longitudinally for four years, the majority deleted some possible selves and replaced them with new ones (Smith & Freund, 2002). Although future expectations become more modest with age, older adults often characterize hoped-for selves in terms of "improving," "achieving," or "attaining." Consistent with this view, they usually take concrete steps to attain their goals. Engaging in hope-related activities, in turn, is associated with gains in life satisfaction and with longer life (Hoppmann et al., 2007). Clearly, late adulthood is not a time of withdrawal from future planning!

Agreeableness, Acceptance of Change, and Openness to Experience

During late adulthood, shifts occur in personality characteristics that, once again, defy aging stereotypes. Old age is not a time in which the personality inevitably becomes rigid and morale declines. Rather, a flexible, optimistic approach to life, which fosters resilience in the face of adversity, is common.

Both open-ended interviews and personality tests reveal that older adults gain in *agreeableness,* becoming increasingly generous, acquiescent, and good-natured well into late life (Allemand, Zimprich, & Martin, 2008; Field & Millsap, 1991; Weiss et al., 2005). Agreeableness seems to characterize people who have come to terms with life despite its imperfections.

At the same time, older adults show modest age-related dips in *extroversion,* perhaps reflecting a narrowing of social contacts as people become more selective about relationships—a trend we will take up in a later section. Older people also tend to decline in *openness to experience,* likely due to their awareness of cognitive declines (Allemand, Zimprich, & Martin, 2008; Donnellan & Lucas, 2008). But engaging in cognitively challenging activities can promote openness to experience! In one study, 60- to 94-year-olds participated in a 16-week cognitive training program in reasoning, which included experience in solving challenging but enjoyable puzzles. During the program, the trained group showed steady gains in both reasoning and openness to experience not displayed by untrained controls. Sustained intellectual engagement seemed to induce seniors to view themselves as more open (Jackson et al., 2012). Openness, in turn, predicts pursuit of intellectual stimulation, thereby contributing to enhanced cognitive functioning.

Another late-life development is greater *acceptance of change*—an attribute older adults frequently mention as important to psychological well-being (Rossen, Knafl, & Flood, 2008). When asked about dissatisfactions in their lives, many seniors respond that they are not unhappy about anything! Acceptance of change is also evident in most older people' effective coping with the loss of loved ones, including death of a spouse, which they describe as the most stressful event they ever experienced (Lund, Caserta, & Dimond, 1993). The capacity to accept life's twists and turns, many of which are beyond one's control, is vital for adaptive functioning in late adulthood.

Most older adults are resilient, bouncing back in the face of adversity—especially if they did so earlier in their lives. And their heightened capacity for positive emotion contributes greatly to their resilience. Older adults' general cheerfulness strengthens their physiological resistance to stress, enabling them to conserve physical and mental resources needed for effective coping (Ong, Mroczek, & Riffin, 2011). The minority who are high in neuroticism—emotionally negative, short-tempered, and dissatisfied—tend to cope poorly with stressful events, experience mounting negative affect, and are at risk for health problems and earlier death (Mroczek & Spiro, 2007; Mroczek, Spiro, & Turiano, 2009).

Spirituality and Religiosity

How do older adults manage to accept declines and losses yet still feel whole and complete and anticipate death with calm composure? One possibility, consistent with Peck's and Erikson's emphasis on a transcendent perspective among seniors, is the development of a more mature sense of spirituality. Spirituality is not the same as religion: An inspirational sense of life's meaning can be found in art, nature, and social relationships. But for many people, religion provides beliefs, symbols, and rituals that guide this quest for meaning.

Older adults attach great value to religious beliefs and behaviors. In recent national surveys, over 70 percent of Americans age 65 and older said that religion is very important in their lives—the highest of any age group (Gallup News Service, 2006, 2012). Although health and transportation difficulties reduce organized religious participation in advanced old age, U.S. seniors generally become more religious or spiritual as they age.

The late-life increase in religiosity, however, is modest, and it is far from universal. Longitudinal research reveals that the majority of people show stability in religiosity throughout adulthood (Ai, Wink, & Ardelt, 2010; Dillon & Wink, 2007). Furthermore, in a British investigation following adults for two decades, one-fourth of seniors said they had become less religious, with some citing disappointment at the support they had received from their religious institution during stressful times (such as bereavement) as the reason (Coleman, Ivani-Chalian, & Robinson, 2004).

Despite these differences, spirituality and faith may advance to a higher level in late adulthood—away from prescribed beliefs toward a more reflective approach that emphasizes links to others and is at ease with mystery and uncertainty. According to James Fowler's theory of faith development, mature adults develop new faith capacities, including awareness of their own belief system as just one of many possible worldviews, contemplation of the deeper significance of religious symbols and rituals, openness to other religious perspectives as sources of inspiration, and (especially in late life) an enlarged vision of a common good that serves the needs of all humanity (Fowler & Dell, 2006). For example, as a complement to his Catholicism,

Biology and Environment

Religious Involvement and Quality of Life in the Final Year

Jane—deeply religious all her life—attended a Friday evening service at the synagogue on her eighty-ninth birthday, celebrating at a reception with close friends and congregants. "I love being here, but I'm tired at night so I don't come often," Jane said. Still, she found private ways to stay involved. An amateur poet, she composed a poetic ending to a religious school play at the request of student actors. At home, she read from her prayer book, describing certain excerpts as "incredibly thought-provoking." Despite escalating frailty, Jane sustained a gratifying connection with her faith and her people until she died in the middle of her ninetieth year.

Religiosity is linked to an array of psychological and physical benefits for older adults. Does it predict enhanced quality of life even in the final year—a time of increasing disability for most older people?

In a longitudinal investigation of 2,800 people age 65 and older, representing the senior population of New Haven, Connecticut, researchers conducted periodic interviews addressing religious participation and quality of life over the course of a decade, while also noting any deaths (Idler, McLaughlin, & Kasl, 2009). The study offered a unique opportunity to look closely at a subsample of nearly 500, who had died within one year of being interviewed.

For religious seniors with greater disability, public involvement (attending services) declined. In the final year of life, private religiosity more powerfully predicted of quality of life. Compared with others, the deeply religious more often saw friends and scored higher in psychological well-being: They were more upbeat in mood, displayed fewer depressive symptoms, and experienced life as more exciting and enjoyable. They also felt better physically—had less difficulty sleeping, better appetite, and better self-rated health. And among the most disabled, this link between religiosity and self-rated heath was stronger!

Being deeply religious seems to fortify the mind–body connection near life's end, with the frailest displaying the greatest resilience. These findings help us understand another outcome of the New Haven study (as well as other research): Participants were more likely to die just after than just before a major religious holiday—for Jews, Passover and Yom Kippur; for Christians, Christmas and Easter (Anson & Anson, 2001; Idler & Kasl, 1992). Religious beliefs and practices appeared to intercede in a biological pathway, extending and giving meaning to life even in its final days.

PAULA BRONSTEIN/GETTY IMAGES

For this aging adult, the daily ritual of Tibetan Buddhist prayer is a powerful source of inner strength. For many people in late adulthood, religiosity is linked to physical and psychological benefits.

Walt became intensely interested in Buddhism, especially its focus on attaining perfect peace and happiness by mastering thoughts and feelings, never harming others, and resisting attachment to worldly objects.

Involvement in both organized and informal religious activities is especially high among low-SES ethnic minority older people, including African-American, Hispanic, and Native-American groups. In African-American communities, churches not only provide contexts for deriving meaning from life but also are centers for education, health, social welfare, and political activities aimed at improving life conditions. African-American seniors look to religion as a powerful resource for social support beyond the family and for the inner strength to withstand daily stresses and physical impairments (Armstrong & Crowther, 2002). Compared with their Caucasian agemates, more African-American older adults report collaborating with God to overcome life problems (Lee & Sharpe, 2007).

As at earlier ages, in late adulthood women are more likely than men to say that religion is very important to them, to participate in religious activities, and to engage in a personal quest for connectedness with a higher power (Gallup News Service, 2012; Wink & Dillon, 2002). Women's higher rates of poverty, widowhood, and participation in caregiving, including caring for chronically ill family members, expose them to higher levels of stress and anxiety. As with ethnic minorities, they turn to religion for social support and for a larger vision of community that places life's challenges in perspective.

Religious involvement is associated with diverse benefits, including better physical and psychological well-being, more time devoted to exercising and leisure activities, greater sense of closeness to family and friends, and greater generativity (care for others) (Boswell, Kahana, & Dilworth-Anderson, 2006; Gillum et al., 2008; Krause, 2012; Wink, 2006, 2007). In longitudinal research, both organized and informal religious participation predicted longer survival, after family background, health, social, and psychological factors known to affect mortality were controlled (Helm et al., 2000; Strawbridge et al., 2001). And as the Biology and Environment box above confirms, the

benefits of religious involvement for quality of life are evident even in the final year of life.

But aspects of religion that make a difference in aging adults' lives are not always clear. In two investigations of Caucasian older adults, religious *activity*—not religious belief or membership in a congregation—was associated with favorable adjustment following loss of a spouse (Lund, Caserta, & Dimond, 1993). Increased social engagement brought about by religious participation, rather than the specifically religious nature of the activity, was the influential factor. Other evidence, however, indicates that belief in God's powers contributes substantially to self-esteem, optimism, and life satisfaction, especially among low-SES, ethnic minority seniors (Krause, 2005; Schieman, Bierman, & Ellison, 2010). Their personal relationship with God seems to help them cope with life's hardships.

Contextual Influences on Psychological Well-Being

As we have seen in this and the previous chapter, most adults adapt well to old age, yet some feel dependent, incompetent, and worthless. Personal and situational factors often combine to affect psychological well-being. Identifying these contextual influences is vital for designing interventions that foster positive adjustment.

Control versus Dependency

As Ruth's eyesight, hearing, and mobility declined in her eighties, Sybil visited daily to help with self-care and household tasks. During the hours mother and daughter were together, Sybil interacted most often with Ruth when she asked for help with activities of daily living. When Ruth handled tasks on her own, Sybil usually withdrew.

Observations of people interacting with older adults in both private homes and institutions reveal two highly predictable, complementary behavior patterns. In the first, called the **dependency–support script,** dependent behaviors are attended to immediately. In the second, the **independence–ignore script,** independent behaviors are mostly ignored. Notice how these sequences reinforce dependent behavior at the expense of independent behavior, regardless of the older person's competencies (Baltes, 1995, 1996). Even a self-reliant individual like Ruth did not always resist Sybil's unnecessary help because it brought about social contact.

Among older people who experience no difficulty with daily activities, opportunities to interact with others are related to high satisfaction with everyday life. In contrast, among older adults who have trouble performing daily activities, social contact is linked to a less positive everyday existence (Lang & Baltes, 1997). This suggests that social interaction while assisting seniors with physical care, household chores, and errands is often not meaningful and rewarding but, rather, demeaning and unpleasant. Consider these typical reactions of care recipients to a spouse's help with daily activities: "felt dependent," "felt indebted," "felt like a weak, incapable person" (Newsom, 1999).

Longitudinal research shows that negative reactions to caregiving can result in persisting depression (Newsom & Schulz, 1998). But whether assistance from others undermines well-being depends on many factors, including the quality of help, the caregiver–older adult relationship, and the social and cultural context in which helping occurs. Why do family members and other caregivers often respond in ways that promote excessive dependency in old age? Stereotypes of older people as passive and incompetent appear to be responsible. After reading passages that activated these stereotypes (by portraying aging adults as inept), older people responded with more frequent help-seeking behavior (Coudin & Alexopoulos, 2010).

In Western societies, which highly value independence, many older adults fear relinquishing control and becoming dependent on others. This is especially so for those with a high need for self-determination (Curtiss, Hayslip, & Dolan, 2007; Frazier, 2002). As physical and cognitive limitations increase, granting older adults the freedom to choose those areas in which they desire help preserves their autonomy (Lachman, Neupert, & Agrigoroaei, 2011). Dependency can be adaptive if it permits older people to remain in control by choosing those areas in which they desire help. In this way, they can conserve their strength by investing it in self-chosen, highly valued activities, using a set of strategies considered in Chapter 17: *selective optimization with compensation.*

TAKE A MOMENT... Cite examples of the varied ways older adults optimize their functioning while compensating for

© JANE SHAUCK PHOTOGRAPHY/ALAMY

By letting her son help with grocery shopping, will this Mexican 80-year-old become too dependent? Not necessarily. When older adults assume personal control over areas of dependency, they can conserve their strength and invest it in highly valued activities.

declines. Notice how they adaptively modify their personal goals: They invest in goals that enable them to remain active and self-determining, adjust those goals to suit their changing capacities, and disengage from goals that overextend their capacities, turning toward other, attainable goals (Heckhausen, Wrosch, & Schultz, 2010). Using these strategies, older people strive to remain active agents in the direction of their own lives. When family and caregiving environments support their efforts, most older adults sustain a sense of self-efficacy, purpose, and investment in overcoming obstacles.

Assistance aimed at enabling older adults use their capacities fully in pursuit of their goals sustains an effective **person–environment fit**—a good match between their abilities and the demands of their living environments, which promotes adaptive behavior and psychological well-being. When people cannot maximize use of their capacities (have become excessively dependent), they react with boredom and passivity. When they encounter environmental demands that are too great (receive too little assistance), they experience overwhelming stress.

Physical Health

As noted in Chapter 16, physical health is a powerful predictor of psychological well-being. Physical declines and chronic disease can lead to a sense of loss of personal control—a powerful contributor to mental health problems. Physical illness resulting in disability is among the strongest risk factors for late-life depression (Morrison, 2008; Whitbourne & Meeks, 2011). Although fewer older than young and middle-aged adults are depressed (see Chapter 17), profound feelings of hopelessness rise with age as physical disability and consequent social isolation increase. But more than actual physical limitations, *perceived negative physical health* predicts depressive symptoms (Jang et al., 2007; Weinberger & Whitbourne, 2010). This helps explain the stronger physical impairment–depression relationship among higher-SES aging adults (Schieman & Plickert, 2007). Because of their lifetime of better physical health, they probably experience physical limitations as more unexpected and challenging.

The relationship between physical and mental health problems can become a vicious cycle, each intensifying the other. In survey research conducted in 15 countries, adults of all ages reported that mental health problems actually interfered more than physical disabilities with activities of daily living, including home management and social life (Ormel et al., 2008). At times, despondency and "giving up" trigger rapid physical decline in a sick aging adult. This downward spiral can be hastened by a move to a nursing home, requiring the older person to adjust to diminished control over daily life and greater distance from family and friends. In the months after admission, many residents judge their quality of life to have worsened substantially, become severely anxious and depressed, and deteriorate rapidly. The stress of illness together with institutionalization is associated with escalating physical and mental health problems and with mortality (Scocco, Rapattoni, & Fantoni, 2006).

Depression in old age is often lethal. People age 65 and older have the highest suicide rate of all age groups (see the Social Issues: Health box on pages 612–613). What factors enable people like Ruth to surmount the physical impairment–depression relationship, remaining content? Personal characteristics discussed in this and earlier chapters—optimism, sense of self-efficacy, and effective coping—are vitally important (Morrison, 2008). But for frail aging adults to display these attributes, families and caregivers must avoid the dependency–support script and, instead, grant them autonomy.

Unfortunately, older adults generally do not get the mental health care they need—even in nursing homes, where depression and other mental health problems are widespread (Grabowski et al., 2010; Karel, Gatz, & Smyer, 2012). More than half of U.S. nursing home residents receive no regular mental health intervention.

Negative Life Changes

Ruth lost Walt to a heart attack, cared for her sister Ida as her Alzheimer's symptoms worsened, and faced health problems of her own—all within a span of a few years. Older people are at risk for a variety of negative life changes—death of loved ones, illness and physical disabilities, declining income, and greater dependency. Negative life changes are difficult for everyone but may actually evoke less stress and depression in older than in younger adults (Charles, 2011). Many older people have learned to cope with hard times, to appraise negative changes as common and expected in late life, and to accept loss as part of human existence.

Still, when negative changes pile up, they test the coping skills of older adults. In very old age, such changes are greater for women than for men. Women over age 75 are far less likely to be married, more often have lower incomes, and suffer from more illnesses—especially ones that restrict mobility. Furthermore, older women (as at younger ages) more often say that others depend on them for caregiving and emotional support (see page 626 in Chapter 17). Thus, their social relations, even in very old age, are more often a source of stress (Antonucci, Ajrouch, & Birditt, 2008). And because of their own declining health, older women may not be able to meet others' needs for care—circumstances associated with chronic, high distress (Charles, 2010). Not surprisingly, women of advanced age tend to report lower psychological well-being than do men (Pinquart & Sörensen, 2001).

Social Support

In late adulthood, social support continues to reduce stress, thereby promoting physical health and psychological well-being. Availability of social support increases the odds of living longer (Fry & Debats, 2006; Temkin-Greener et al., 2004). And it helps explain the relationship of religious participation to survival, discussed earlier. Usually, older adults receive informal assistance with tasks of daily living from family members—first from their spouse or, if none exists, from children and then

Social Issues: Health

Elder Suicide

When 65-year-old Abe's wife died, he withdrew from life. Living far from his two daughters, he spent his nonworking days alone, watching television and reading mystery novels. As grandchildren were born, Abe visited his daughters' homes from time to time, carrying his despondent behavior with him. "Look at my new pajamas, Grandpa!" Abe's 6-year-old grandson Tony exclaimed on one occasion. Abe didn't respond.

After arthritis made walking difficult, Abe retired. With more empty days, his depression deepened. Gradually, he developed painful digestive difficulties, but he refused to see a doctor. "Don't need to," he said abruptly when one of his daughters begged him to get medical attention. Answering her invitation to Tony's tenth birthday party, Abe wrote, "Maybe—if I'm still around next month. By the way, when I go, I want my body cremated." Two weeks later, Abe died from an intestinal blockage. His body was found in the living room chair where he habitually spent his days. Although it may seem surprising, Abe's self-destructive acts are a form of suicide.

Factors Related to Elder Suicide

Recall from Chapter 12 that suicide increases over the lifespan. Although age differences in adulthood rates are shrinking, suicide continues to climb in late adulthood. Older adults are at increased risk in most countries throughout the world (World Health Organization, 2013b).

The higher suicide rate among males persists in late life. Five times as many U.S. aging men as women take their own lives. Suicide among white men age 70 and older rises steeply with age, whereas it actually declines after age 75 in women (U.S. Census Bureau, 2012b). Compared with the white majority, most ethnic minority older adults have low suicide rates.

What explains these trends? Despite the lifelong pattern of higher rates of depression and more suicide attempts among females, older women's closer ties to family and friends, greater willingness to seek social support, and religiosity prevent many from taking their own lives. High levels of social support through extended families and church affiliations also may prevent suicide among ethnic minorities (Conwell, Van Orden, & Caine, 2011). And within certain groups, such as Alaskan Natives, deep respect for and reliance on older adults to teach cultural traditions strengthen self-esteem and social integration (Kettl, 1998). This reduces elder suicide, making it nonexistent after age 80.

As in earlier years, the methods favored by older males (firearms, hanging) offer less chance of revival than those by older females (poisoning or drug overdose). Nevertheless, failed suicides are much rarer in old age than in adolescence. The ratio of attempts to completions for the young is as high as 300 to 1; for aging adults, it is 4 to 1 or lower (Conwell, Van Orden, & Caine, 2011). When seniors decide to die, they seem especially determined to succeed.

Underreporting of suicides probably occurs at all ages, but it is more common in old age. Medical examiners are less likely to pursue suicide as a cause of death when a person is old. And many older adults, like Abe, engage in indirect self-destructive acts rarely classified as suicide—deciding not to go to a doctor when ill or refusing to eat or take prescribed medications. Among institutionalized seniors, these efforts to hasten death are widespread (Reiss & Tishler, 2008b). Consequently, elder suicide is an even larger problem than official statistics indicate.

Two types of events prompt suicide in late life. Losses—retirement from a highly valued occupation, widowhood, or social

from siblings. If these individuals are not available, other relatives and friends may step in.

Nevertheless, many older people place such high value on independence that they do not want extensive help from others close to them unless they can reciprocate. When assistance is excessive or cannot be returned, it often results in reduced self-efficacy and psychological stress (Liang, Krause, & Bennett, 2001; Warner et al., 2011). Perhaps for this reason, adult children express a deeper sense of obligation toward their aging parents than their parents expect from them (see Chapter 16, page 549). Formal support—a paid home helper or agency-provided services—as a complement to informal assistance not only helps relieve caregiving burden but also spares aging adults from feeling overly dependent in their close relationships.

Ethnic minority older adults, however, do not readily accept formal assistance. But they are more willing to do so when home helpers are connected to a familiar neighborhood organization, especially the church. Although African-American seniors say they rely more on their families than on the church for assistance, those with support and meaningful roles in both contexts fare best in mental health (Coke, 1992; Taylor, Lincoln, & Chatters, 2005). Support from religious congregants has psychological benefits for older adults of all backgrounds, perhaps because recipients feel that it is motivated by genuine care and concern, not just obligation (Krause, 2001). Also, the warm atmosphere of religious organizations fosters a sense of social acceptance and belonging.

Overall, for social support to foster well-being, older adults must take personal control of it. This means consciously giving

isolation—place seniors who have difficulty coping with change at risk for persistent depression. Risks of another type arise when chronic and terminal illnesses severely reduce physical functioning or cause intense pain (Conwell et al., 2010). As comfort and quality of life diminish, feelings of hopelessness and helplessness deepen. Very old people, especially men, are particularly likely to take their own lives under these conditions. The chances are even greater when a sick older person is socially isolated—living alone or in a nursing home with high staff turnover, minimal caregiver support, and little opportunity for personal control over daily life (Reiss & Tishler, 2008a).

Prevention and Treatment

Warning signs of suicide in late adulthood, like those at earlier ages, include efforts to put personal affairs in order, statements about dying, despondency, and sleep and appetite changes. But family members, friends, and caregivers must also watch for indirect self-destructive acts that are unique to old age, such as refusing food or medical treatment. Too often, people in close touch with the elderly incorrectly assume that these symptoms are a "natural" consequence of aging. Older suicide victims are 2.5 times more likely to have visited their doctors within a month of taking their lives (Vannoy et al., 2011). Yet their suicidal risk was not recognized.

When suicidal aging adults are depressed, the most effective treatment combines antidepressant medication with therapy, including help in coping with role transitions, such as retirement, widowhood, and dependency brought about by illness. Distorted ways of thinking ("I'm old—nothing can be done about my problems") must be countered and revised. Meeting with the family to find ways to reduce loneliness and desperation is also helpful.

Although youth suicide has risen (see Chapter 12, page 422), elder suicide has diminished during the past 50 years, as a result of increased economic security among older adults, improved medical care and social services, and more favorable cultural attitudes toward retirement. Communities are beginning to recognize the importance of additional preventive steps, such as programs that help older adults cope with life transitions, telephone hot lines with trained volunteers who provide emotional support, and agencies that arrange for regular home visitors or "buddy system" phone calls (Lapierr et al., 2011). But so far, most of these efforts benefit women more than men because women are more likely to tell health professionals about high-risk symptoms, such as despondency, and to use social resources.

© RICHARD GREEN/COMMERCIAL/ALAMY

Suicide reaches its highest rate among people age 75 and older. Warning signs include despondency, sleep and appetite changes, statements about dying, and efforts to put personal affairs in order.

Finally, elder suicide raises a controversial ethical issue: Do people with incurable illnesses have the right to take their own lives? We will take up this topic in Chapter 19.

up primary control in some areas to remain in control of other, highly valued pursuits (Heckhausen, Wrosch, & Schultz, 2010). For example, although she could handle financial matters, shopping, and food preparation on her own, Ruth allowed her daughter Sybil to assist with these activities, leaving Ruth with more stamina for pleasurable reading and gardening.

When we intervene with older adults, we must ask ourselves, What kind of assistance are we providing? Help that is not wanted or needed or that exaggerates weaknesses results in poor person–environment fit, undermines mental health, and—if existing skills fall into disuse—accelerates physical disability. In contrast, help that increases autonomy—that frees up energy for endeavors that are personally satisfying and that lead to growth—enhances quality of life. These findings clarify why *perceived social support* (older adults' sense of being able to count on family or friends in times of need) is associated with a positive outlook in older adults with disabilities, whereas sheer *amount* of help family and friends provide has little impact (Uchino, 2009).

Finally, besides tangible assistance, older adults benefit from social support that offers affection, affirmation of their self-worth, and sense of belonging. Extroverted seniors are more likely to take advantage of opportunities to engage with others, thereby reducing loneliness and depression and fostering self-esteem and life satisfaction (Mroczek & Spiro, 2005). But as we will see in the next section, supportive social ties in old age have little to do with quantity of contact. Instead, high-quality relationships, involving expressions of kindness, encouragement, respect, and emotional closeness, have the greatest impact on mental health in late life.

ASK YOURSELF

REVIEW Many older people adapt effectively to negative life changes. List personal and situational factors that facilitate this generally positive outcome.

CONNECT Why is it important to understand older adults' *perceptions* of their circumstances—physical changes (see page 567 in Chapter 17), health, negative life changes, and social support? How do the perceptions of most seniors promote psychological well-being?)

APPLY At age 85, Miriam took a long time to get dressed. Joan, her home helper, said , "From now on, don't get dressed until I get there. Then I can help, and it won't take so long." What impact is Joan's approach likely to have on Miriam's personality? What alternative approach would you recommend?

REFLECT Among older people you know, do any fit the description of a Third Ager? Explain.

A Changing Social World

Walt and Ruth's outgoing personalities led many family members and friends to seek them out, and they often reciprocated. In contrast, Dick's stubborn nature meant that he and Goldie, for many years, had had a far more restricted network of social ties.

As noted earlier, extroverts (like Walt and Ruth) continue to interact with a wider range of people than do introverts and people (like Dick) with poor social skills. Nevertheless, both cross-sectional and longitudinal research reveals that size of social networks and, therefore, amount of social interaction decline for virtually everyone (Antonucci, Akiyama, & Takahashi, 2004; Charles & Carstensen, 2009). This finding presents a curious paradox: If social interaction and social support are essential for mental health, how is it possible for older adults to interact less yet be generally satisfied with life and less depressed than younger adults?

Social Theories of Aging

Social theories of aging offer explanations for changes in aging adults' social activity. Two older perspectives—disengagement theory and activity theory—interpret declines in social interaction in opposite ways. More recent approaches—continuity theory and socioemotional selectivity theory—account for a wider range of findings.

Disengagement Theory. According to **disengagement theory,** mutual withdrawal between older adults and society takes place in anticipation of death (Cumming & Henry, 1961). Older people decrease their activity levels and interact less frequently, becoming more preoccupied with their inner lives. At the same time, society frees the old from employment and family responsibilities. The result is viewed as beneficial for both sides. Older adults are granted a life of tranquility. And once they disengage, their deaths are less disruptive to society.

Clearly, however, most aging adults don't disengage! As we saw in Chapter 17 when we discussed wisdom, older people in many cultures move into new positions of prestige and power because of their long life experience. Even after retirement, many adults sustain aspects of their work; others develop new, rewarding roles in their communities. Disengagement, then, may represent not older peoples' personal preference but, rather, a failure of the social world to provide opportunities for engagement. The more social opportunities older adults report, the more strongly they believe they can create worthwhile social experiences for themselves (Lang, Featherman, & Nesselroade, 1997). Indeed, an obvious application of disengagement theory—encouraging older people to withdraw from vital roles—can have profound negative consequences for their sense of self-worth and, at a societal level, waste valuable social resources!

As we will see shortly, older adults' retreat from interaction is more complex than disengagement theory implies. Instead of disengaging from all social ties, they let go of unsatisfying contacts and maintain satisfying ones. And sometimes, they put up with less than satisfying relationships to remain engaged! For example, though Ruth often complained about Dick's insensitive behavior, she reluctantly agreed to travel with Dick and Goldie because she wanted to share the experience with Walt.

Activity Theory. Attempting to overcome the flaws of disengagement theory, **activity theory** states that social barriers to engagement, not the desires of aging adults, cause declining rates of interaction. When older people lose certain roles (for example, through retirement or widowhood), they try to find others in an effort to stay about as active and busy as they were in middle age (Maddox, 1963). In this view, older adults' life satisfaction depends on conditions that permit them to remain engaged in roles and relationships.

Although people do seek alternative sources of meaning in response to social losses, activity theory fails to acknowledge any psychological change in old age. Many studies show that merely offering seniors opportunities for social contact does not lead to greater social activity. In nursing homes, for example, where social partners are abundant, social interaction is very low, even among the healthiest residents—a circumstance we will examine when we discuss housing arrangements for aging adults. Especially troubling for activity theory is the repeated finding that when health status is controlled, older people who have larger social networks and engage in more activities are not necessarily happier (Charles & Carstensen, 2009; Ritchey, Ritchey, & Dietz, 2001). Recall that quality, not quantity, of relationships predicts psychological well-being in old age.

Continuity Theory. Unlike activity theory, **continuity theory** does not view older adults' efforts to remain active as simple replacement of lost social roles with new ones. Rather,

© DAVID M. GROSSMAN/THE IMAGE WORKS

These sisters—ages 93 and 89—greet each other with enthusiasm. The one on the right traveled from Poland to New York City for this reunion. To preserve emotional equilibrium and reduce stress, older adults increasingly emphasize familiar, emotionally rewarding relationships.

according to this view, most aging adults strive to maintain a personal system—an identity and a set of personality dispositions, interests, roles, and skills—that promotes life satisfaction by ensuring consistency between their past and anticipated future. This striving for continuity does not mean that older people's lives are static. To the contrary, aging produces inevitable change, but most older adults try to minimize stress and disruptiveness by integrating those changes into a coherent, consistent life path. As much as possible, they choose to use familiar skills and engage in familiar activities with familiar people—preferences that provide a secure sense of routine and direction in life.

Research confirms a high degree of continuity in older adults' everyday pursuits and relationships. For most, friends and family members with whom they interact remain much the same, as do work, volunteer, leisure, and social activities. Even after a change (such as retirement), people usually make choices that extend the previous direction of their lives, engaging in new activities but often within familiar domains. For example, a retired manager of a children's bookstore collaborated with friends to build a children's library and donate it to an overseas orphanage. A musician who, because of arthritis, could no longer play the violin arranged regular get-togethers with musically inclined friends to listen to and talk about music. Robert Atchley (1989), originator of continuity theory, noted, "Everyday life for most older people is like long-running improvisational theater in which . . . changes are mostly in the form of new episodes [rather] than entirely new plays" (p. 185).

Aging adults' reliance on continuity has many benefits. Participating in familiar activities with familiar people provides repeated practice that helps preserve physical and cognitive functioning, fosters self-esteem and mastery, and affirms identity (Finchum & Weber, 2000; Vacha-Haase, Hill, & Bermingham, 2012). Investing in long-standing, close relationships provides comfort, pleasure, and a network of social support. Finally, striving for continuity is essential for attaining Erikson's sense of ego integrity, which depends on preserving a sense of personal history (Atchley, 1999).

As we explore social contexts and relationships of aging, we will encounter many examples of how older adults use continuity to experience aging positively, as a "gentle slope." We will also address ways that communities can help them do so. As our discussion will reveal, people experiencing the greatest disruption to desired continuity in activities and lifestyle preferences have the most difficulty adapting to growing older.

Socioemotional Selectivity Theory. A final perspective addresses how people's social networks sustain continuity while also narrowing as they age. According to **socioemotional selectivity theory,** social interaction extends lifelong selection processes. In middle adulthood, marital relationships deepen, siblings feel closer, and number of friendships declines. In old age, contacts with family and long-term friends are sustained until the eighties, when they diminish gradually in favor of a few very close relationships. In contrast, as Figure 18.1 shows, contacts with acquaintances and willingness to form new social ties

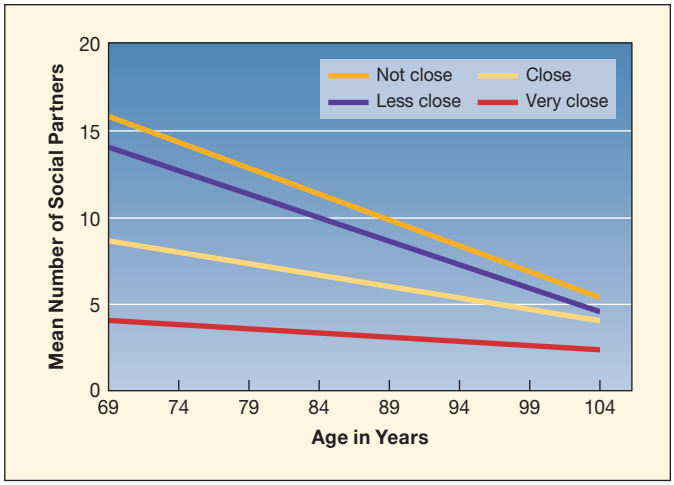

FIGURE 18.1 Age-related change in number of social partners varying in closeness. In interviews with over 500 older adults ranging in age from 69 to 104, the number of "not close" and "less close" partners fell off steeply with age, whereas the number of "close" and "very close" partners declined minimally. (From F. R. Lang, U. M. Staudinger, & L. L. Carstensen, 1998, "Perspectives on Socioemotional Selectivity in Late Life: How Personality and Social Context Do (and Do Not) Make a Difference," *Journal of Gerontology, 53B,* p. 24. Copyright © 1998 The Gerontological Society of America. Adapted by permission of Oxford University Press and F. R. Lang.)

fall off steeply from middle through late adulthood (Carstensen, 2006; Carstensen, Fung, & Charles, 2003; Fung, Carstensen, & Lang, 2001).

What explains these changes? Socioemotional selectivity theory states that physical and psychological aspects of aging lead to changes in the functions of social interaction. ***TAKE A MOMENT...*** Consider the reasons you interact with members of your social network. At times, you approach them to get information. At other times, you seek affirmation of your worth as a person. You also choose social partners to regulate emotion, approaching those who evoke positive feelings and avoiding those who make you feel sad, angry, or uncomfortable. For older adults, who have gathered a lifetime of information, the information-gathering function becomes less significant. Also, they realize it is risky to approach people they do not know for self-affirmation: Stereotypes of aging increase the odds of receiving a condescending, hostile, or indifferent response.

Instead, as physical fragility makes it more important to avoid stress, older adults emphasize the emotion-regulating function of interaction. In one study, younger and older adults were asked to categorize their social partners. Younger people more often sorted them on the basis of information seeking and future contact, whereas older people emphasized anticipated feelings (Frederickson & Carstensen, 1990). They appeared highly motivated to approach pleasant relationships and avoid unpleasant ones. Interacting mostly with relatives and friends increases the chances that emotional equilibrium will be preserved.

Within these close bonds, older adults actively apply their emotional expertise to promote harmony. They are less likely than younger people to respond to tensions with destructive tactics (yelling, arguing) and more likely to use constructive strategies, such as expressing affection or disengaging to calmly let the situation blow over (Birditt & Fingerman, 2005; Luong, Charles, & Fingerman, 2011). They also reinterpret conflict in less stressful ways—often by identifying something positive in the situation (Labouvie-Vief, 2003). Consequently, despite their smaller social networks, they are happier than younger people with their number of friends and report fewer problematic relationships and less distress when they encounter interpersonal tensions (Blanchard-Fields & Coats, 2008; Fingerman & Birditt, 2003).

Extensive research confirms that people's perception of time is strongly linked to their social goals. ***TAKE A MOMENT...*** If you faced a shortened future, with whom would you choose to spend time? When remaining time is limited, adults *of all ages* place more emphasis on the emotional quality of their social experiences. They shift from focusing on long-term goals to emphasizing emotionally fulfilling relationships in the here and now (Charles & Carstensen, 2010). Similarly, seniors—aware that time is "running out"—don't waste it on unlikely future payoffs but, instead, turn to close friends and family members. Furthermore, we generally take special steps to facilitate positive interaction with people dear to us whose time is limited—for example, treating older friends and relatives more kindly than younger ones, easily excusing or forgiving their social transgressions (Luong, Charles, & Fingerman, 2011). In this way, social partners contribute to older adults' gratifying relationship experiences.

Aging adults' emphasis on *relationship quality* helps explain a cultural exception to the restriction of social relationships just described. In collectivist societies, where people value an interdependent self and, thus, attach great importance to remaining embedded in their social group, older people may be motivated to sustain high-quality ties with all partners! In line with this prediction, in a Hong Kong study, aging adults scoring high in interdependence both expanded their number of emotionally close social partners and sustained the same number of peripheral social partners into advanced old age (Yeung, Fung, & Lang, 2008). In contrast, Hong Kong older people scoring low in interdependence resembled their Western counterparts: They gradually limited their social ties to a few close relationships.

In sum, socioemotional selectivity theory views older adults' preference for high-quality, emotionally fulfilling relationships as resulting from changing life conditions. But the meaning of relationship quality and, therefore, the number and variety of people to whom older people turn for pleasurable interaction and self-affirmation vary with culture.

Social Contexts of Aging: Communities, Neighborhoods, and Housing

The physical and social contexts in which aging adults live affect their social experiences and, consequently, their development and adjustment. Communities, neighborhoods, and housing arrangements vary in the extent to which they enable aging residents to satisfy their social needs.

Communities and Neighborhoods. About half of U.S. ethnic minority older adults live in cities, compared with just one-third of Caucasians. The majority of seniors reside in suburbs, where they moved earlier in their lives and usually remain after retirement. Suburban older adults have higher incomes and report better health than their inner-city counterparts do. But inner-city older people are better off in terms of public transportation. As declines in physical functioning compromise out-of-home mobility, convenient bus, tram, and rail lines become increasingly important to life satisfaction and psychological well-being (Mollenkopf, Hieber, & Wahl, 2011; Oswald et al., 2010). Furthermore, city-dwelling seniors fare better in terms of health, income, and proximity of social services and cultural activities than do the one-fifth of U.S. older people who live in small towns and rural areas (U.S. Department of Health and Human Services, 2012e). In addition, small-town and rural seniors are less likely to live near their children, who often leave these communities in early adulthood.

Yet small-town and rural aging adults compensate for distance from children and social services by establishing closer relationships with nearby extended family and by interacting more with neighbors and friends (Hooyman & Kiyak, 2011; Shaw, 2005). Smaller communities have features that foster

gratifying relationships—stability of residents, shared values and lifestyles, willingness to exchange social support, and frequent social visits as country people "drop in" on one another. And many suburban and rural communities have responded to aging residents' needs by developing transportation programs (such as special buses and vans) to take them to health and social services, senior centers, and shopping centers.

Both urban and rural older adults report greater life satisfaction when many senior citizens reside in their neighborhood and are available as like-minded companions. Presence of family is less crucial when neighbors and nearby friends provide social support (Gabriel & Bowling, 2004). This does not mean that neighbors replace family relationships. But older adults are content as long as their children and other relatives who live far away arrange occasional visits (Hooyman & Kiyak, 2011).

Compared with older adults in urban areas, those in quiet neighborhoods in small and midsized communities are more satisfied with life. In addition to a friendlier atmosphere, smaller communities have lower crime rates (AARP, 2006; Krause, 2004). As we will see next, fear of crime has profound, negative consequences for seniors' sense of security and comfort.

© ARIEL SKELLEY/CORBIS

Like many older adults, these dog lovers reap great satisfaction from residing in a neighborhood with like-minded senior residents. Presence of family is less crucial when neighbors and nearby friends provide social support.

Victimization and Fear of Crime. Walt and Ruth's single-family home stood in an urban neighborhood, five blocks from the business district where Walt's photography shop had been prior to his retirement. As the neighborhood aged, some homes fell into disrepair, and the population became more transient. Although they had never been victimized, crime was on Walt and Ruth's minds and affected their behavior: They avoided neighborhood streets after sundown.

Media attention has led to a widely held belief that crime against seniors is common. In reality, older adults are less often targets of crime, especially violent crime, than other age groups. In urban areas, however, purse snatching and pickpocketing are more often committed against seniors (especially women) than younger people (U.S. Department of Justice, 2010). A single incident can strike intense anxiety into the hearts of seniors because of its potential for physical injury and its financial consequences for those with low incomes.

Among frail aging adults living alone and in inner-city areas, fear of crime, which is sometimes greater than worries about income, health, and housing, restricts activities and undermines morale (Beaulieu, Leclerc, & Dube, 2003). In one study, older adults who had experienced a violent crime were more likely than those with physical and cognitive impairments to enter a nursing home (Lachs et al., 2006). Neighborhood Watch and other programs that encourage residents to look out for one another increase communication among neighbors, strengthen sense of neighborhood cohesion, and reduce fear (Oh & Kim, 2009).

Housing Arrangements. Seniors' housing preferences reflect a strong desire for **aging in place**—remaining in a familiar setting where they have control over their everyday life. Overwhelmingly, older people in Western nations want to stay in the neighborhoods where they spent their adult lives; in fact, 90 percent remain in or near their old home. In the United States, fewer than 4 percent relocate to other communities (U.S. Department of Health and Human Services, 2012e). These moves are usually motivated by a desire to live closer to children or, among the more economically advantaged and healthy, a desire for a more temperate climate and a place to pursue leisure interests.

Most aging adults' relocations occur within the same town or city and are prompted by declining health, widowhood, or disability (Sergeant, Ekerdt, & Chapin, 2008). As we look at housing arrangements for older adults, we will see that the more a setting deviates from home life, the harder it is for older people to adjust.

Ordinary Homes. For the majority of older adults, who are not physically impaired, staying in their own homes affords the greatest possible personal control—freedom to arrange space and schedule daily events as one chooses. More seniors in Western countries live on their own today than ever before—a trend due to improved health and economic well-being (U.S. Department of Health and Human Services, 2012e). But when health and mobility problems appear, independent living poses risks to an effective person–environment fit. Most homes are designed for younger people. They are seldom modified to suit the physical capacities of their older residents. And living alone with a physical disability is linked to social isolation and loneliness (Adams, Sanders, & Auth, 2004).

When Ruth reached her mid-eighties, Sybil begged her to move into her home. Like many adult children of Southern, Central, and Eastern European descent (Greek, Italian, Polish, and others), Sybil felt an especially strong obligation to care for her frail mother. Older adults of these cultural backgrounds, as well as African Americans, Asians, Hispanics, and Native

Americans, more often live in extended families (see page 549 in Chapter 16).

Yet increasing numbers of ethnic minority older adults want to live on their own, although poverty often prevents them from doing so. For example, two decades ago, most Asian-American older adults were living with their children, whereas today 65 percent live independently—a trend also evident in certain Asian nations, such as Japan (Federal Interagency Forum on Aging Related Statistics, 2012; Takagi, Silverstein, & Crimmins, 2007). With sufficient income to keep her home, Ruth refused to move in with Sybil. Continuity theory helps us understand why many older adults react this way, even after health problems accumulate. As the site of memorable life events, the home strengthens continuity with the past, sustaining a sense of identity in the face of physical declines and social losses. And it permits older adults to adapt to their surroundings in familiar, comfortable ways (Atchley, 1999). Older people also value their independence, privacy, and network of nearby friends and neighbors.

During the past half century, the number of unmarried, divorced, and widowed seniors living alone has risen dramatically. Approximately 30 percent of U.S. older adults live by themselves, a figure that rises to nearly 50 percent for those age 85 and older (U.S. Census Bureau, 2012b). This trend, though evident in all segments of the aging population, is less pronounced among men, who are far more likely than women to be living with a spouse into advanced old age.

Over 40 percent of American seniors who live alone are poverty-stricken—rates many times greater than among older couples. More than 70 percent are widowed women. Because of lower earnings in earlier years, some entered old age this way.

G.M. ANDREWS/THE PRESS-REGISTER/LANDOV

Residents of a retirement community join visiting Girl Scouts to bake dog treats for animal shelters. By sustaining an effective person–environment fit as capacities change, residential communities enable older adults to enjoy a more active lifestyle.

Others became poor for the first time, often because they outlived a spouse who suffered a lengthy, costly illness. With age, their financial status worsens as their assets shrink and their own health-care costs rise (Biegel & Liebbrant, 2006; U.S. Census Bureau, 2012b). Under these conditions, isolation, loneliness, and depression can pile up. Poverty among lone aging women is deeper in the United States than in other Western nations because of less generous government-sponsored income and health benefits. Consequently, the feminization of poverty deepens in old age.

Residential Communities. About 7 percent of U.S. adults age 65 and older live in residential communities, a proportion that rises with age as functional limitations increase. Among people age 85 and older, 22 percent live in these communities, which come in great variety (U.S. Department of Health and Human Services, 2012e). Housing developments for the aged, either single-dwelling or apartment complexes, differ from ordinary homes only in that they have been modified to suit older adults' capacities (featuring, for example, single-level living space and grab bars in bathrooms). Some are federally subsidized units for low-income residents, but most are privately developed retirement villages with adjoining recreational facilities.

For older adults who need more help with everyday tasks, *assisted-living* arrangements are available (see Chapter 17, page 589). **Congregate housing**—an increasingly popular long-term care option—provides a variety of support services, including meals in a common dining room, along with watchful oversight of residents with physical and mental disabilities. **Life-care communities** offer a range of housing alternatives, from independent or congregate housing to full nursing home care. For a large initial payment and additional monthly fees, life care guarantees that seniors' changing needs will be met within the same facility as they age.

Unlike Ruth and Walt, who remained in their own home, Dick and Goldie decided in their late sixties to move to nearby congregate housing. For Dick, the move was a positive turn of events that permitted him to relate to peers on the basis of their current life together, setting aside past failures in the outside world. Dick found gratifying leisure pursuits—leading an exercise class, organizing a charity drive with Goldie, and using his skills as a baker to make cakes for birthday and anniversary celebrations.

By sustaining an effective person–environment fit as older adults' capacities change, residential communities have positive effects on physical and mental health. A specially designed physical space and care on an as-needed basis help seniors overcome mobility limitations, enabling greater social participation and a more active lifestyle (Fonda, Clipp, & Maddox, 2002; Jenkins, Pienta, & Horgas, 2002). And in societies where old age leads to reduced status, age-segregated living is gratifying to most seniors who choose it. It may open up useful roles and leadership opportunities. The more older adults perceive the environment as socially supportive, the more they collaborate with one another in coping with stressors of aging and in

providing assistance to other residents (Lawrence & Schigelone, 2002). Congregate housing appears to be well-suited to promoting mutually supportive relationships among residents.

Nevertheless, no U.S. federal regulations govern assisted-living facilities, which vary widely in quality. Low-income ethnic minority seniors are less likely to use assisted living. When older people with limited financial resources do transition to assisted living, they usually lack control over when and where they move and enter lower-quality settings—conditions associated with high stress (Ball et al., 2009). And in some states, assisted-living facilities are prohibited from providing any nursing care and monitoring, requiring seniors to leave when their health declines (Hernandez & Newcomer, 2007). Yet physical designs and support services that enable aging in place are vital for aging adults' well-being. These include homelike surroundings, division of large environments into smaller units to facilitate meaningful activities, social roles and relationships, and the latest assistive technologies to permit adaptation to changing health needs (Cutler, 2007; Oswald & Wahl, 2013).

Shared values and goals among residents with similar backgrounds also enhance life satisfaction. Older adults who feel socially integrated into the setting are more likely to consider it their home. But those who lack like-minded companions are unlikely to characterize it as home and are at high risk for loneliness and depression (Adams, Sanders, & Auth, 2004; Cutchin, 2013).

LOOK AND LISTEN

Visit an assisted-living community, and explore its housing options, physical design, and social and leisure opportunities. Ask several residents about their satisfaction with daily life. How well does the living environment support aging in place and effective person–environment fit? ●

Nursing Homes. The 5 percent of Americans age 65 and older who live in nursing homes experience the most extreme restriction of autonomy and social integration. Although potential companions are abundant, interaction is low. To regulate emotion in social interaction (so important to aging adults), personal control over social experiences is vital. Yet nursing home residents have little opportunity to choose their social partners, and timing of contact is generally determined by staff rather than by residents' preferences. Social withdrawal is an adaptive response to these often overcrowded, hospital-like settings, which typically provide few ways for residents to use their competencies. Although interaction with people in the outside world predicts nursing home residents' life satisfaction, interaction within the institution does not (Baltes, Wahl, & Reichert, 1992). Not surprisingly, nursing home residents with physical but not mental impairments are far more depressed, anxious, and lonely than their community-dwelling counterparts (Guildner et al., 2001).

Designing more homelike nursing homes could help increase residents' sense of security and control. U.S. nursing homes, usually operated for profit, are often packed with residents and institutional in their operation. In contrast, European facilities are liberally supported by public funds and resemble high-quality assisted living.

© 2009 LYNN JOHNSON

THE GREEN HOUSE® model blurs distinctions among nursing home, assisted living, and "independent" living. In this homelike setting, residents determine their own daily schedules and help with household tasks. Green House living environments now exist in more than 20 U.S. states.

In a radically changed U.S. nursing-home concept called THE GREEN HOUSE® model, a large, outdated nursing home in Mississippi was replaced by ten small, self-contained houses (Rabig et al., 2006). Each is limited to ten or fewer residents, who live in private bedroom–bathroom suites that surround a family-style communal space. Besides providing personal care, a stable staff of nursing assistants fosters aging adults' control and independence. Residents determine their own daily schedules and are invited to join in both recreational and household activities, including planning and preparing meals, cleaning, gardening, and caring for pets. A professional support team—including licensed nurses, therapists, social workers, physicians, and pharmacists—visits regularly to serve residents' health needs. In a comparison of Green House residents with traditional nursing home residents, Green House older adults reported substantially better quality of life, and they also showed less decline over time in ability to carry out activities of daily living (Kane et al., 2007).

The Green House model—and other models like it—is blurring distinctions among nursing home, assisted living, and "independent" living. By making the home a central, organizing principle, the Green House approach includes all the aging-in-place and effective person–environment fit features that ensure late-life well-being: physical and emotional comfort, enjoyable daily pursuits enabling residents to maximize use of their capacities, and meaningful social relationships.

ASK YOURSELF

REVIEW Cite features of neighborhoods and residential communities that enhance aging adults' life satisfaction.

CONNECT According to socioemotional selectivity theory, when time is limited, adults focus on the emotional quality of their social relationships. How do older people apply their emotional expertise (discussed on page 616) to attain this goal?

APPLY Sam lives alone in the same home he has occupied for over 30 years. His adult children cannot understand why he won't move across town to a modern apartment. Using continuity theory, explain why Sam prefers to stay where he is.

REFLECT Imagine yourself as a resident in an assisted-living facility. List all the features you would want your living context to have, explaining how each helps ensure effective person–environment fit and favorable psychological well-being.

Relationships in Late Adulthood

The **social convoy** is an influential model of changes in our social networks as we move through life. ***TAKE A MOMENT...*** Picture yourself in the midst of a cluster of ships traveling together, granting one another safety and support. Ships in the inner circle represent people closest to you, such as a spouse, best friend, parent, or child. Those less close, but still important, travel on the outside. With age, ships exchange places in the convoy, and some drift off while others join the procession (Antonucci, Birditt, & Ajrouch, 2011; Antonucci, Birditt, & Akiyama, 2009). As long as the convoy continues to exist, you adapt positively.

In the following sections, we examine the ways older adults with diverse lifestyles sustain social networks of family members and friends. As ties are lost, older adults draw others closer and occasionally add replacements, though not at the rate they did at younger ages. Although size of the convoy decreases as agemates die, aging adults are rarely left without people in their inner circle who contribute to their well-being—a testament to their resilience in maintaining effective social networks (Fiori, Smith, & Antonucci, 2007). But for some, tragically, the social convoy breaks down. We will also explore the circumstances in which older people experience abuse and neglect at the hands of those close to them.

Marriage

Even with the high U.S. divorce rate, one in every four or five first marriages is expected to last at least 50 years. Walt's comment to Ruth that "the last few decades have been the happiest" characterizes the attitudes and behaviors of many aging couples who have spent their adult lives together. Marital satisfaction rises from middle to late adulthood, when it is at its peak (Ko et al., 2007; Levenson, Carstensen, & Gottman, 1993). Several changes in life circumstance and couples' communication underlie this trend.

First, late-life marriages involve fewer stressful responsibilities that can negatively affect relationships, such as rearing children and balancing demands of career and family (Diamond, Fagundes, & Butterworth, 2010). Second, perceptions of fairness in the relationship increase as men participate more in household tasks after retirement. For older adults who experienced little social pressure for gender equality in their youth, division of labor in the home still reflects traditional roles. Men take on more home maintenance projects, whereas women's duties—cooking, cleaning, laundry, and shopping—continue as before. Among adults retiring today, "feminine" tasks are more equally shared than they were during work life (Kulik, 2001). In either case, men's increased involvement at home often results in a greater sense of equity in marriage than before. Third, with extra time together, the majority of couples engage in more joint leisure activities, which—especially for women—enhances sense of marital closeness (Trudel et al., 2008).

Fourth, greater emotional understanding and emphasis on regulating emotion in relationships lead to more positive interactions between spouses. Compared to younger couples, aging couples rate their relationship as higher in quality, disagree less often, and resolve their differences in more constructive ways. Even in unhappy marriages, older adults are less likely to let their disagreements escalate into expressions of anger and resentment (Hatch & Bulcroft, 2004). For example, when Dick complained about Goldie's cooking, Goldie tried to appease him: "All right, Dick, next birthday I won't make cheesecake." And when Goldie brought up Dick's bickering and criticism, Dick usually said, "I know, dear," and retreated to another room. As in other relationships, seniors protect themselves from stress by molding marital ties to make them as pleasant as possible.

As Dick and Goldie's exchanges illustrate, aging married couples do admit to times their partner gets on their nerves or

TIM GRAHAM/GETTY IMAGES

After retirement, couples have more time to devote to joint leisure activities, which contributes to the rise in marital satisfaction from middle to late adulthood.

makes too many demands—more so than they say their adult children or best friends do (Birditt, Jackey, & Antonucci, 2009). But these expressions are mild, and they likely result from frequent contact, yielding greater opportunity for minor annoyances.

Finally, compared to their single agemates, married seniors generally have larger social networks of both family members and friends, with whom they interact more frequently. As long as older adults report mostly high-quality ties, this relationship profile provides for social engagement and support from a variety of sources and is linked to higher psychological well-being (Birditt & Antonucci, 2007; Fiori, Smith, & Antonucci, 2007). Perhaps because of these benefits, simply having an intimate relationship is health-protective and is associated with increased longevity (Manzoli et al., 2007).

When marital dissatisfaction exists, however, even having close, high-quality friendships cannot reduce its profoundly negative impact on adjustment. A poor marriage often takes a greater toll on women than on men (Birditt & Antonucci, 2007; Whisman et al., 2006). Recall from Chapter 14 that women more often try to work on a troubling relationship, yet in late life, expending energy in this way is especially taxing, both physically and mentally. Men, in contrast, are more likely to protect themselves by withdrawing and avoiding discussion.

Gay and Lesbian Partnerships

Older gays and lesbians in long-term partnerships have sustained their relationships through a historical period of hostility and discrimination. Nevertheless, most report happy, highly fulfilling relationships, pointing to their partner as their most important source of social support. Compared with gay and lesbian seniors who live alone, couples rate their physical and mental health more favorably (Grossman, 2006).

A lifetime of effective coping with an oppressive social environment may have strengthened homosexuals' skill at dealing with late-life physical and social changes, thereby contributing to a satisfying partnership (Gabbay & Wahler, 2002). And changing social conditions, including the greater ease with which younger generations embrace their sexual minority identities and "come out," may have encouraged more older adults to do the same, with benefits for their well-being (Cohler & Hostetler, 2007). Also, greater gender-role flexibility enables gay and lesbian couples to adapt easily to sharing household tasks following retirement.

Because of imagined or real strain in family relationships when they told others about their homosexuality, gays and lesbians less often assume that family members will provide support in old age. Consequently, many have forged strong friendships to replace or supplement family ties (Richard & Brown, 2006). Homosexual couples with gratifying friendship networks report high life satisfaction and less fear of aging (Slusher, Mayer, & Dunkle, 1996).

Nevertheless, because of continuing prejudice and lack of societal recognition of their partnerships, aging gays and lesbians face unique challenges. Health-care systems are often unresponsive to their unique needs. And where gay and lesbian unions are not legally recognized (in most U.S. states), if one partner becomes frail or ill, the other may not be welcome in hospitals or nursing homes or be allowed to participate in health-care decisions—an issue we will return to in Chapter 19. These circumstances can make late-life declines and losses especially painful.

Divorce, Remarriage, and Cohabitation

When Walt's uncle Louie was 65, he divorced his wife Sandra after 32 years of marriage. Although she knew the marriage was far from perfect, Sandra had lived with Louie long enough that the divorce came as a shock. A year later, Louie married Rachella, a divorcée who shared his enthusiasm for sports and dance.

Couples who divorce in late adulthood constitute less than 5 percent of all U.S. divorces in any given year (Elliott & Simmons, 2011). But the divorce rate among people age 65 and older has increased over the past three decades as new generations of seniors—especially the baby boomers—have become accepting of marital breakup as a means of attaining self-fulfillment and as the divorce risk has risen for second and subsequent marriages.

Although one-fifth of older adults' dissolving marriages are of less than 10 years duration, about half are lengthy—30 years or more (Brown & Lin, 2012). Compared with younger adults, longtime married older people have given their adult lives to the relationship. Following divorce, they find it harder to separate their identity from that of their former spouse and, therefore, may experience a greater sense of personal failure. Relationships with family and friends shift at a time when close bonds are crucial for psychological well-being.

As in middle adulthood, aging women are more likely than men to initiate divorce. This is despite the fact that the financial consequences for women generally are severe—greater than for widowhood because many accumulated assets are lost in property settlements (McDonald & Robb, 2004; Wu & Schimmele, 2007). Still, older people of both genders seldom express regret over leaving an unhappy marriage (Bair, 2007). Usually, they experience a sense of relief.

Remarriage rates are low in late adulthood and decline with age, though remarriage is more likely after divorce than after widowhood. Aging baby boomers—accustomed to using the Internet for many purposes—are increasingly turning to contemporary ways of searching for new partners, including online dating services and personal ads, though they use dating sites far less often than younger people do. But older peoples' personal ads indicate that they are more selective with respect to the age, race, religion, and income of a potential dating partner (McIntosh et al., 2011). And as Figure 18.2 on page 622 shows, they more often refer to their own health issues and loneliness and less often to romance, sex, desire for a soulmate, and adventure than middle-aged people do (Alterovitz & Mendelsohn, 2013). In their search for the right person, seniors seem to take a candid, no-nonsense approach!

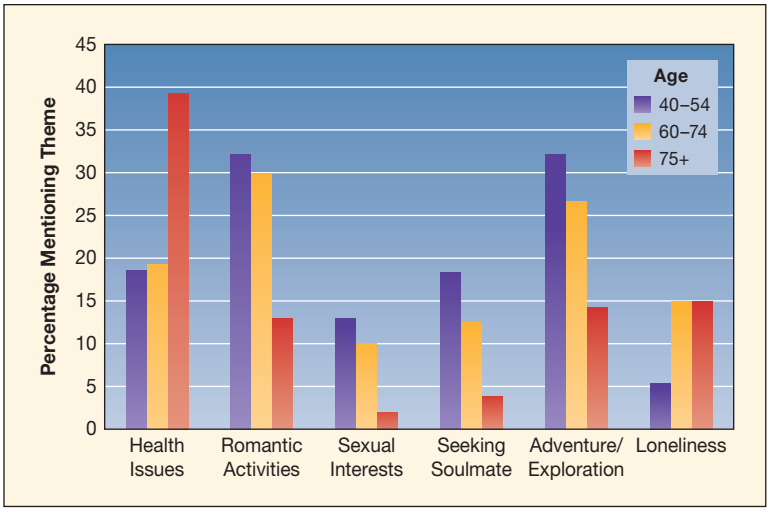

FIGURE 18.2 Themes in online personal ads of middle-aged and older adults seeking dating partners. An analysis of themes in 450 ads revealed that older adults more often mention health issues and loneliness, whereas middle-aged adults place greater emphasis on romance, sex, finding a soulmate, and adventure. Seniors appear to be practical and direct in their search for a partner. (From S. S. R. Alterovitz and G. A. Mendelsohn, 2013, "Relationship Goals of Middle-Aged, Young–Old, and Old–Old Internet Daters: An Analysis of Online Personal Ads." *Journal of Aging Studies, 27,* p. 163. Copyright © 2013, Elsevier. Reprinted by permission of Elsevier, Inc.)

Men more often succeed in finding a marriage partner than women, as their opportunities to do so are far greater. Nevertheless, increasing age makes remarriage less likely for both men and women, who frequently say they don't want to marry again (Calasanti & Kiecolt, 2007; Mahay & Lewin, 2007). Common reasons include poorer health, a shortened future (making it hard to justify radical life change), concerns about adult children's acceptance of the new partner, desire to protect their estate, and (especially for women) past negative experiences with marriage (Wu & Schimmele, 2007). Divorced men who remain single, however, no longer benefit from their former wives' kin-keeping role, are more likely to experience reduced contact and support from adult children, and more often move away from friends and neighbors (Daatland, 2007). For these reasons, they are at greater risk for adjustment difficulties.

Compared with younger people who remarry, seniors who do so enter more stable relationships, as their divorce rate is much lower. In Louie and Rachella's case, the second marriage lasted for 28 years! Perhaps late-life remarriages are more successful because they involve more maturity, patience, and a better balance of romantic with practical concerns. Remarried older couples are generally very satisfied with their new relationships, although men tend to be more content than women (Clarke, 2005; Connidis, 2010). With fewer potential mates, perhaps women who remarry in late life settle for less desirable partners.

Rather than remarrying, seniors who enter a new relationship are increasingly choosing cohabitation, a trend expected to continue as more baby boomers—the first generation to cohabit at high rates in early adulthood—reach late life. Like remarriage, cohabitation results in more stable relationships and higher relationship quality than it did at younger ages. And cohabiting seniors are as satisfied with their partnered lives as are their married counterparts (Brown & Kawamura, 2010). This suggests that cohabitation is distinctive in late adulthood, serving as a long-term alternative to marriage.

Widowhood

Walt died shortly after Ruth turned 80. Like over 70 percent of widowed seniors, Ruth described the loss of her spouse as the most stressful event of her life. As two researchers noted, being widowed means that the survivor has "lost the role and identity of being a spouse (being married and doing things as a couple), which is potentially one of the most pervasive, intense, intimate, and personal roles that they have ever had in their life" (Lund & Caserta, 2004a, p. 29). Ruth felt lonely, anxious, and depressed for several months after the funeral.

Widows make up about one-third of older adults in industrialized nations. Because women live longer than men and are less likely to remarry, more than 40 percent of U.S. women age 65 and older are widowed, compared with just 13 percent of men (U.S. Census Bureau, 2012b). Ethnic minorities with high rates of poverty and chronic disease are more likely to be widowed.

Earlier we mentioned that most widows and widowers live alone rather than in extended families, a trend that is stronger for whites than for ethnic minorities. Though less well-off financially than married seniors, most want to retain control over their time and living space and to avoid disagreements with

© ELLEN B. SENISI PHOTOGRAPHY

Because most men rely on their wives for social connectedness, they are less prepared than women to overcome the loneliness of widowhood. This widower, however, makes an effort to connect socially with neighbors by hosting a backyard barbecue.

their adult children. Widowed aging adults who relocate usually move closer to family but not into the same residence.

The greatest problem for recently widowed older people is profound loneliness (Connidis, 2010). But adaptation varies widely, depending on age, social support, and personality. Aging adults have fewer lasting problems than younger individuals who are widowed, probably because death in later life is viewed as less unfair (Bennett & Soulsby, 2012). And most widowed seniors—especially those with outgoing personalities and high self-esteem—are resilient in the face of loneliness (Moore & Stratton, 2002; van Baarsen, 2002). To sustain continuity with their past, they try to preserve social relationships that were important before the spouse's death and report that relatives and friends respond in kind, contacting them at least as often as before (Utz et al., 2002). Also, the stronger older adults' sense of self-efficacy in handling tasks of daily living, the more favorably they adjust (Fry, 2001).

Nevertheless, widowed individuals must reorganize their lives, reconstructing an identity that is separate from the deceased spouse. Wives whose roles depended on their husbands' typically find this harder than those who developed rewarding roles of their own. But overall, men show more physical and mental health problems and greater risk of mortality than women, for several reasons (Bennett, Smith, & Hughes, 2005; Shor et al., 2012). First, because most men relied on their wives for social connectedness, household tasks, promotion of healthy behaviors, and coping with stressors, they are less prepared than women for the challenges of widowhood. Second, because of gender-role expectations, men feel less free to express their emotions or to ask for help with meals, household tasks, and social relationships (Bennett, 2007; Lund & Caserta, 2004b). Finally, men tend to be less involved in religious activities—a vital source of social support and inner strength.

In two studies of older widowers, those in their seventies reported the most depression and showed the slowest rate of improvement over the following two years. The death of their wives occurred around the time they were adjusting to retirement, resulting in two major changes at once, with widowhood highly unexpected because most wives outlive their husbands (Lund & Caserta, 2001, 2004a). African-American widowers, however, show no elevated risk of mortality over their married agemates, and they report less depression than Caucasian widowers (Elwert & Christakis, 2006). Perhaps greater support from extended family and church is responsible.

Sex differences in the experience of widowhood contribute to men's higher remarriage rate. Women's kinkeeper role (see Chapter 16, page 545) and ability to form close friendships may lead them to feel less need to remarry. In addition, because many women share the widowed state, they probably offer one another helpful advice and sympathy. In contrast, men often lack skills for maintaining family relationships, forming emotionally satisfying ties outside marriage, and handling the chores of their deceased wives.

Still, most widowed seniors fare well within a few years, resembling their married counterparts in psychological well-being. Older widows and widowers who participated in several months of weekly classes providing information and support in acquiring daily living skills felt better prepared to manage the challenges of widowed life (Caserta, Lund, & Obray, 2004). Those who emerge from this traumatic event with a sense of purpose in life and with confidence in their ability to meet everyday challenges often experience stress-related personal growth (Caserta et al., 2009). Many report a new-found sense of inner strength, greater appreciation of close relationships, and reevaluation of life priorities. Applying What We Know on page 624 suggests a variety of ways to foster adaptation to widowhood in late adulthood.

Never-Married, Childless Older Adults

Shortly after Ruth and Walt's marriage in their twenties, Ruth's father died. Her sister Ida continued to live with and care for their mother, who was in ill health until she died 16 years later. When, at age 25, Ida received a marriage proposal, she responded, "I can't marry anybody while my mother is still living. I'm expected to look after her." Ida's decision was not unusual for a daughter of her day. She never married or had children.

About 5 percent of older Americans have remained unmarried and childless throughout their lives. Almost all are conscious of being different from the norm, but most have developed alternative meaningful relationships. Ida, for example, formed a strong bond with a neighbor's son. In his childhood, she provided emotional support and financial assistance, which helped him overcome a stressful home life. He included Ida in family events and visited her regularly until she died. Other nonmarried seniors speak of the centrality of extended family and of younger people in their social networks—often nieces and nephews—and of influencing them in enduring ways

SUSAN WATTS/NY DAILY NEWS VIA GETTY IMAGES

For this never-married older adult, a warm relationship with his great-nephew provides a sense of family connection and an opportunity to influence a member of a younger generation.

Applying What We Know

Fostering Adaptation to Widowhood in Late Adulthood

Suggestion	Description
Self	
Mastery of new skills of daily living	Especially for men, learning how to perform household tasks such as shopping and cooking, to sustain existing family and friendship ties, and to build new relationships is vital for positive adaptation.
Family and Friends	
Social support and interaction	Social support and interaction must extend beyond the grieving period to ongoing assistance and caring relationships. Family members and friends can help most by making support available while encouraging the widowed older adult to use effective coping strategies.
Community	
Senior centers	Senior centers offer communal meals and other social activities, enabling widowed and other older adults to connect with people in similar circumstances and to gain access to other community resources, such as listings of part-time employment and available housing.
Support groups	Support groups can be found in senior centers, religious institutions, and other agencies. Besides new relationships, they offer an accepting atmosphere for coming to terms with loss, effective role models, and assistance with developing skills for daily living.
Religious activities	Involvement in a church, synagogue, or mosque can help relieve the loneliness associated with loss of a spouse and offer social support, new relationships, and meaningful roles.
Volunteer activities	One of the best ways for widowed older adults to find meaningful roles is through volunteer activities. Some are sponsored by formal service organizations, such as the Red Cross or the Retired and Senior Volunteer Program. Other volunteer programs exist in hospitals, senior centers, schools, and charitable organizations.

(Wenger, 2009; Wenger & Burholdt, 2001). In addition, same-sex friendships are key in never-married older women's lives (McDill, Hall, & Turell, 2006). These tend to be unusually close and often involve joint travel, periods of coresidence, and associations with each other's extended families.

Never-married, childless men are more likely than women to feel lonely and depressed. And without pressure from a partner to maintain a healthy lifestyle, they engage in more unhealthy behaviors. Hence, their physical and mental health is poor compared with their married counterparts (Kendig et al., 2007). Never-married older women report a level of well-being equivalent to that of married older adults and greater than that of divorcées and recently widowed seniors. Only when they cannot maintain social contacts because of declining health do they report feeling lonely (Dykstra, 2009).

Because friendships are not the same as blood ties when it comes to caregiving, being unmarried and childless in very old age reduces the likelihood of informal personal care (Chang, Wilber, & Silverstein, 2010; Wenger, 2009). And with close ties weighted toward friends, nonmarried childless seniors lose more network members with increasing age (Dykstra, 2006). Still, most say that some informal support is available.

Siblings

Nearly 80 percent of Americans age 65 and older have at least one living sibling. Most live within 100 miles of each other, communicate regularly, and visit at least several times a year. Both men and women describe closer bonds with sisters than with brothers. Perhaps because of women's greater emotional expressiveness and nurturance, the closer the tie to a sister, the higher older people's psychological well-being (Van Volkom, 2006).

Aging siblings in industrialized nations are more likely to socialize than to provide one another with direct assistance because most older adults turn first to their spouse and children. Nevertheless, siblings seem to be an important "insurance policy" in late adulthood. After age 70, aid from siblings living near one another rises (White, 2001). Widowed and never-married seniors have more contacts with siblings, perhaps because they have fewer competing family relationships, and they also are more likely to receive sibling support when their health declines (Connidis, 2010). For example, when Ida's Alzheimer's symptoms worsened, Ruth came to her aid. Although Ida had many friends, Ruth was her only living relative.

Friendships

As family responsibilities and vocational pressures lessen, friendships take on increasing importance. Having friends is an especially strong predictor of mental health among seniors (Rawlins, 2004). Older adults report more favorable experiences with friends than with family members, in part because of the pleasurable leisure activities shared with friends (Larson, Mannell, & Zuzanek, 1986). Unique qualities of friendship interaction—openness, spontaneity, mutual caring, and common interests—are also influential.

Functions of Late-Life Friendships. The diverse functions of friendship in late adulthood clarify its profound significance:

- *Intimacy and companionship are basic to meaningful late-life friendships.* As Ida and her best friend, Rosie, took walks, went shopping, or visited each other, they disclosed their deepest sources of happiness and worry, engaged in pleasurable conversation, laughed, and had fun. Older adults' descriptions of their close friendships reveal that mutual interests, feelings of belongingness, and opportunities to confide in each other sustain these bonds over time (Field, 1999).
- *Late-life friends help shield each other from negative judgments stemming from stereotypes of aging.* "Where's your cane, Rosie?" Ida asked when the two women were about to leave for a restaurant. "Come on, don't be self-conscious. When y'get one of those 'you're finished' looks from someone, just remember: In the Greek village where my mother grew up, there was no separation between generations, so the young ones got used to wrinkled skin and weak knees. And we older women were recognized as the wise ones (Deveson, 1994). Why, we were midwives, matchmakers, experts in herbal medicine; we knew about everything!"
- *Friendships link aging adults to the larger community.* For seniors who cannot go out as often, interactions with friends can keep them abreast of events in the wider world. "Rosie," Ida reported, "did you know the Thompson girl was named high school valedictorian . . . and the city council is voting on the living-wage act tonight?" Friends can also open up new experiences, such as travel or participation in community activities.
- *Friendships help protect seniors from the psychological consequences of loss.* Older people in declining health who remain in contact with friends through phone calls and visits show improved psychological well-being (Fiori, Smith, & Antonucci, 2007). Similarly, when close relatives die, friends offer compensating social supports.

AGE FOTOSTOCK/ROBERT HARDING

On a village street in Cyprus, these older adults often meet to play backgammon. Even after physical mobility declines, many seniors find ways to sustain ties with friends, who offer companionship, links to the larger community, and social support.

Characteristics of Late-Life Friendships. Although older adults prefer familiar, established relationships over new ones, friendship formation continues throughout life. Ties to old and dear friends who live far away are maintained, with growing numbers of seniors staying in touch with the aid of e-mail and social networking sites, such as Facebook (see page 599 in Chapter 17). Nevertheless, with age, seniors report that the friends they interact with most often and feel closest to live in the same community.

As in earlier years, older people tend to choose friends whose age, sex, ethnicity, and values resemble their own. Compared with younger people, fewer report other-sex friendships. But some have them—usually long-standing ones dating back several decades. Seniors continue to benefit uniquely from these ties, obtaining an insider's view of the thoughts, feelings, and behavior of members of the other sex (Monsour, 2002). As age-mates die, the very old report more intergenerational friends—both same- and other-sex (Johnson & Troll, 1994). In her eighties, Ruth spent time with Margaret, a 55-year-old widow she met while serving on the board of directors of an adoption agency. Two or three times a month, Margaret came to Ruth's home for tea and lively conversation.

Sex differences in friendship, discussed in previous chapters, extend into late adulthood. Women are more likely to have intimate friends; men depend on their wives and, to a lesser extent, their sisters for warm, open communication (Waite & Das, 2013). Also, older women have more **secondary friends**—people who are not intimates but with whom they spend time occasionally, such as a group that meets for lunch, bridge, or museum tours. Through these associates, older adults meet new people, remain socially involved, and gain in psychological well-being (Blieszner & Roberto, 2012).

In late-life friendships, affection and emotional support are both given and received to maintain balance in the relationship. Although friends call on each other for help with tasks of daily living, they generally do so only in emergencies or for occasional, limited assistance. Seniors with physical limitations whose social networks consist mainly of friends and who therefore must rely frequently on them for help tend to report low psychological well-being (Fiori, Smith, & Antonucci, 2007). Feelings of excessive dependency and of being unable to reciprocate are probably responsible.

Relationships with Adult Children

About 80 percent of older adults in Western nations are parents of living children, most of whom are middle-aged. In Chapter 16, we noted that exchanges of help vary with the closeness of the parent–child bond and the needs of the parent and adult child. Recall, also, that over time, parent-to-child help declines, whereas child-to-parent assistance increases. Older adults and

their adult children are often in touch, even when they live far from each other. But as with other ties, quality rather than quantity of interaction affects older adults' life satisfaction. In diverse ethnic groups and cultures, warm bonds with adult children reduce the negative impact of physical impairments and other losses (such as death of a spouse) on psychological well-being (Ajrouch, 2007; Milkie, Bierman, & Schieman, 2008). Alternatively, conflict or unhappiness with adult children contributes to poor physical and mental health.

Although aging parents and adult children in Western nations provide each other with various forms of help, level of assistance is typically modest. Older adults in their sixties and seventies—especially those who own their own home and who are married or widowed as opposed to divorced—are more likely to be providers than recipients of help, suggesting SES variations in the balance of support (Grundy, 2005). This balance shifts as older adults age, but well into late adulthood, seniors in Western nations give more than they receive, especially in financial support but also in practical assistance—a circumstance that contradicts stereotypes of older adults as "burdens" on younger generations (HSBC & Oxford Institute of Ageing, 2007).

Interviews with parents age 75 and older in five Western nations revealed that in all countries, aid received from adult children most often took the form of emotional support. Fewer than one-third said their children assisted with household chores and errands. Aging parents who provided more help of various kinds than they received scored highest in life satisfaction, those receiving more help than they gave scored lowest, while those in a balanced exchange fell in between (Lowenstein, Katz, & Gur-Yaish, 2007). To avoid dependency, older people usually do not seek children's practical assistance in the absence of a pressing need, and they express annoyance when children are overprotective or help unnecessarily (Spitze & Gallant, 2004). Moderate support, with many opportunities to reciprocate, is beneficial, fostering self-esteem and sense of family connection. Again, extensive support that cannot be returned is linked to poor well-being.

Sex differences in older parent–adult child interaction are evident. Both mothers and fathers feel ambivalent toward adult offspring with problematic lives—who are financially needy, emotionally troubled, or experiencing marital problems. But mothers are more likely to have adult children who feel similarly ambivalent toward them, perhaps because mothers more often express their mixed feelings (Fingerman et al., 2006).

Feelings of ambivalence undermine the psychological well-being of both adult children and their aging parents (Fingerman et al., 2008). But aging parents' ambivalence toward children is typically low. Consistent with socioemotional selectivity theory, older parents are more likely to describe their family ties as solely close rather than ambivalent (Fingerman, Hay, & Birditt, 2004; Willson et al., 2006). Mother–daughter ties are particularly warm, although competing demands in middle-aged daughters' busy lives may leave less time to devote to the relationship than each would like (see page 550 in Chapter 16).

As social networks shrink in size, relationships with adult children become more important sources of family involvement. People 85 years and older with children have substantially more contacts with relatives than do those without children (Hooyman & Kiyak, 2011). Why is this so? Consider Ruth, whose daughter Sybil linked her to grandchildren, great-grandchildren, and relatives by marriage. When childless adults reach their eighties, siblings, other same-age relatives, and close friends may have become frail or died and hence may no longer be available as companions.

Relationships with Adult Grandchildren and Great-Grandchildren

Seniors with adult grandchildren and great-grandchildren benefit from a wider potential network of support. Ruth and Walt saw their granddaughter, Marci, and their great-grandson, Jamel, at family gatherings. In between, they occasionally Skyped with Marci and Jamel, which enabled face-to-face communication despite physical distance. And Ruth and Walt used Facebook regularly to keep up with Marci and Jamel's activities. Staying in touch with grandchildren and other family members is the primary reason seniors say they use social networking sites (Zickuhr & Madden, 2012).

In developed nations, slightly more than half of adults over age 65 have a grandchild who is at least 18 years old (AARP, 2002). In the few studies available on grandparent–adult grandchild relationships, the overwhelming majority of grandchildren felt obligated to assist grandparents in need, more so if they had forged an affectionate bond (Even-Zohar, 2011; Fruhauf,

© AURORA PHOTOS/ROBERT HARDING

Grandparents regard ties with adult grandchildren as a vital link between themselves and the future. And great-grandparents comment that this new role reaffirms the continuity of their families. This Japanese 102-year-old describes meeting her great-great-grandchild as "like jumping into heaven."

Jarrott, & Allen, 2006). Grandparents expect affection (but not practical help) from grandchildren, and in most cases they receive it. They regard the adult grandchild tie as very gratifying—a vital link between themselves and the future.

Still, grandparent–adult grandchild relationships vary greatly. Degree of grandparent involvement during childhood strongly predicts the quality of the current relationship. Often, the tie with one grandchild is "special," characterized by more frequent contact, mutual expressions of affection, and enjoyable times together—factors that enhance older adults' psychological well-being (Fingerman, 1998). Relationships with grandmothers tend to be closer, with maternal grandmother–granddaughter bonds the closest, as was so when grandchildren were younger (Sheehan & Petrovic, 2008). However, as grandparents and grandchildren move through life, contact declines. Many grandchildren establish distant homes and become immersed in work, family, and friendship roles that compete for time with extended-family members.

LOOK AND LISTEN

Interview one or two seniors with adult grandchildren about the quality and personal meaning of those relationships. ●

But despite less contact, grandparents' affection for their adult grandchildren strengthens with age, usually exceeding grandchildren's expressed closeness toward their grandparents (which is still strong) (Giarrusso et al., 2001; Harwood, 2001). This difference in emotional investment reflects each generation's distinct needs and goals—adult grandchildren in establishing independent lives, grandparents in preserving family relationships and continuity of values across generations. Grandchildren become increasingly important sources of emotional meaning for seniors in the last decade or two of life.

About 40 percent of older adults have great-grandchildren (Hooyman & Kiyak, 2011). Although most describe their new role as limited and a sign of advancing age, they welcome it with enthusiasm, commenting that it reaffirms the continuity of their families. Parents mediate contact with great-grandchildren, as they did with young grandchildren (see Chapter 16).

Elder Maltreatment

Although the majority of older adults enjoy positive relationships with family members, friends, and professional caregivers, some suffer maltreatment at the hands of these individuals. Through recent media attention, elder maltreatment has become a serious public concern.

Reports from many industrialized nations reveal widely varying rates of maltreatment, from 3 to 28 percent in general population studies. Overall, 7 to 10 percent of U.S. older adults say they were targets during the past month, amounting to 3 to 4 million victims (Acierno et al., 2010). Elder maltreatment crosses ethnic lines, although it is lower in Asian, Hispanic, and Native-American groups with strong traditions of respect for and obligation to the aged and highly disapproving attitudes toward harming them (Sherman, Rosenblatt, & Antonucci, 2008). Yet all figures substantially underestimate the actual incidence, because most abusive acts take place in private, and victims are often unable or unwilling to complain.

Elder maltreatment usually takes the following forms:

- *Physical abuse.* Intentional infliction of pain, discomfort, or injury, through hitting, cutting, burning, physical force, restraint, sexual assault, and other acts
- *Physical neglect.* Intentional or unintentional failure to fulfill caregiving obligations, resulting in lack of food, medication, or health services or in the older person being left alone or isolated
- *Emotional abuse.* Verbal assaults (such as name calling), humiliation (being treated as a child), and intimidation (threats of isolation or placement in a nursing home)
- *Sexual abuse.* Unwanted sexual contact of any kind
- *Financial abuse.* Illegal or improper exploitation of the aging person's property or financial resources, through theft or use without consent

Financial abuse, emotional abuse, and neglect are the most frequently reported types. Often several forms occur in combination (Anetzberger, 2005; National Academies Committee on National Statistics, 2010). The perpetrator is usually a person the older adult trusts and depends on for care and assistance.

Most abusers are family members—spouses (usually men), followed by children of both sexes and then by other relatives. Some are friends, neighbors, and in-home caregivers (National Center on Elder Abuse, 2013). Abuse in nursing homes is a major concern: From 6 to 40 percent of caregivers admit to having committed at least one act in the previous year (Schiamberg et al., 2011).

Over the past several decades, another form of neglect—referred to in the media as "granny dumping"—has risen: abandonment of older adults with severe disabilities by family caregivers, usually at hospital emergency rooms (Fulmer, 2008). Overwhelmed, their caregivers seem to have concluded that they have no other option but to take this drastic step. (See pages 549–551 in Chapter 16 and pages 586–587 in Chapter 17 for related research.)

Risk Factors. Characteristics of the victim, the abuser, their relationship, and its social context are related to the incidence and severity of elder maltreatment. The more of the following risk factors that are present, the greater the likelihood that abuse and neglect will occur.

Dependency of the Victim. Very old, frail, and mentally and physically impaired older adults are more vulnerable to maltreatment, with as many as 25 percent affected (Reay & Browne, 2008; Selwood & Cooper, 2009). This does not mean that declines in functioning cause abuse. Rather, when other conditions are ripe for maltreatment, older people with severe

© SIMON RAWLES/ALAMY

This older adult, who suffers from depression and physical disabilities, lives in a dilapidated rooming house. When conditions are ripe for elder maltreatment, those with severe impairments are least able to protect themselves.

disabilities are least able to protect themselves. Those with physical or cognitive impairments may also have personality traits that make them vulnerable—a tendency to lash out when angry or frustrated, a passive or avoidant approach to handling problems, and a low sense of self-efficacy (Salari, 2011). The worse the caregiver–recipient relationship, the greater the risk of elder abuse of all kinds, particularly when that relationship has a long negative history.

Dependency of the Perpetrator. Many abusers are dependent, emotionally or financially, on their victims. This dependency, experienced as powerlessness, can lead to aggressive, exploitative behavior. Often the perpetrator–victim relationship is one of mutual dependency (Fryling, Summers, & Hoffman, 2006). The abuser needs the older person for money or housing, and the older person needs the abuser for assistance with everyday tasks or to relieve loneliness.

Psychological Disturbance and Stress of the Perpetrator. Abusers are more likely than other caregivers to have psychological problems and to be dependent on alcohol or other drugs (Nerenberg, 2010). Often they are socially isolated, have difficulties at work, or are unemployed, with resulting financial worries. These factors increase the likelihood that they will lash out when caregiving is highly demanding or the behavior of an older adult with dementia is irritating or hard to manage.

History of Family Violence. Elder abuse is often part of a long history of family violence. Adults who were abused as children are at increased risk of harming older adults (Reay & Browne, 2008). In Chapter 8, we showed how aggressive cycles between family members can easily become self-sustaining, leading to the development of individuals who cope with anger through hostility toward others. In many instances, elder abuse is an extension of years of partner abuse (Walsh et al., 2007).

Institutional Conditions. Elder maltreatment is more likely to occur in nursing homes that are rundown and overcrowded and that have staff shortages, minimal staff supervision, high staff turnover, and few visitors (Schiamberg et al., 2011). Highly stressful work conditions combined with minimal oversight of caregiving quality set the stage for abuse and neglect.

Preventing Elder Maltreatment. Preventing elder maltreatment by family members is especially challenging. Victims may fear retribution; wish to protect abusers who are spouses, sons, or daughters; or feel embarrassed that they cannot control the situation. And they may be intimidated into silence or not know where to turn for help (Summers & Hoffman, 2006). Once abuse is discovered, intervention involves immediate protection and provision of unmet needs for the older adult and of mental health services and social support for the spouse or caregiver.

Prevention programs offer caregivers counseling, education, and respite services, such as elder day care and in-home help. Trained volunteer "buddies" who make visits to the home can combat social isolation of aging adults and assist them with problem solving to avoid further harm. Support groups help seniors identify abusive acts, practice appropriate responses, and form new relationships. And agencies that provide informal financial services to older people who are unable to manage on their own, such as writing and cashing checks and holding valuables in a safe, reduce financial abuse.

When elder abuse is extreme, legal action offers the best protection, yet it is rare. Many victims are reluctant to initiate court procedures or, because of mental impairments, cannot do so. In these instances, social service professionals must help caregivers rethink their role, even if it means that the aging person might be institutionalized. In nursing homes, improving staff selection, training, and working conditions can greatly reduce abuse and neglect.

LOOK AND LISTEN

Contact the your state's department of senior services. Find out about its policies and programs aimed at preventing elder abuse. ●

Combating elder maltreatment also requires efforts at the level of the larger society, including public education to encourage reporting of suspected cases and improved understanding of the needs of older people. As part of this effort, seniors benefit from information on where to go for help (National Center on Elder Abuse, 2013). Finally, countering negative stereotypes of aging reduces maltreatment because recognizing older adults' dignity, individuality, and autonomy is incompatible with acts of physical and psychological harm.

ASK YOURSELF

REVIEW Why is adjustment to late-life divorce usually more difficult for women and adjustment to widowhood more difficult for men?

CONNECT Sex differences in friendship extend from childhood to late adulthood. What factors probably contribute to their lifelong persistence?

APPLY At age 51, Mae lost her job, couldn't afford to pay rent, and moved in with her 78-year-old widowed mother, Beryl. Although Beryl welcomed Mae's companionship, Mae grew depressed, drank heavily, and stopped looking for work. When Beryl complained about Mae's behavior, Mae pushed and slapped her. Explain why this mother–daughter relationship led to elder abuse.

REFLECT If you have living grandparents, describe your relationship with one or more of them. How have you and your grandparent contributed to each other's development?

Retirement

In Chapter 16, we noted that the period of retirement has lengthened because of increased life expectancy and a steady decline in average age of retirement—trends that have occurred in all Western industrialized nations. These changes have also led to a blurring of the distinction between work and retirement. Because mandatory retirement no longer exists for most workers in Western countries, older adults have more choices about when to retire and how they spend their time.

The late-2000s recession has had only a modest impact on raising the retirement age of the baby boomers (see page 557). Still, according to surveys of adults in many countries, the majority of baby boomers say they want to work longer, with one-third indicating that devoting some time to work is important for a happy retirement (HSBC & Oxford Institute of Ageing, 2007, 2011). Currently, nearly 40 percent of U.S. adults age 65 to 69, and nearly 20 percent of those in their seventies, are still working in some capacity.

As these figures suggest, the contemporary retirement process is highly variable: It may include a planning period, the decision itself, diverse acts of retiring, and continuous adjustment and readjustment of activities for the rest of the life course. The majority of U.S. older adults with career jobs retire gradually by cutting down their hours and responsibilities. Many take *bridge jobs* (new part-time jobs or full-time jobs of shorter duration) that serve as transitions between full-time career and retirement (Wang, 2011). Others leave their jobs but later return to paid work and even start new careers, desiring to introduce interest and challenge into their lives, to supplement limited financial resources, or both. Today, retirement is not a single event but rather a dynamic process with multiple transitions serving different purposes.

In the following sections, we examine factors that affect the decision to retire, happiness during the retirement years, and leisure and volunteer pursuits. We will see that the process of retirement and retired life reflect an increasingly diverse retired population.

The Decision to Retire

When Walt and Ruth retired, both had worked long enough to be eligible for comfortable income-replacement benefits—Walt's through the government-sponsored Social Security program, Ruth's through a private pension plan. In addition, they had planned for retirement (see Chapter 16, pages 556–558), with a projected date for leaving the work force. They wanted to retire early enough to pursue leisure activities while both were in good health. In contrast, Walt's brother Dick was forced to retire as the operating costs of his bakery rose while his clientele declined. He looked for temporary employment in sales while his wife, Goldie, kept her part-time job as a bookkeeper to help cover living expenses.

Affordability of retirement is usually the first consideration in the decision to retire. Yet despite economic concerns, many preretirees decide to let go of a steady work life in favor of alternative, personally meaningful work, leisure, or volunteer activities. "I had been working since I was 10 years old," said one retired auto worker. "I wanted a rest." Exceptions to this favorable outlook are people like Dick—forced into retirement or earning very low wages—who often take bridge jobs reluctantly to make ends meet (Cahill, Giandrea, & Quinn, 2006).

Figure 18.3 on page 630 summarizes personal and workplace factors in addition to income that influence the decision to retire. People in good health, for whom vocational life is central to self-esteem, and whose work environments are pleasant and interesting are likely to keep on working. For these reasons, individuals in high-earning professional occupations usually retire later than those in blue-collar or clerical positions. And when they do retire, they more often shift to stimulating bridge jobs, with some retiring and returning to the work force multiple times (Feldman & Beehr, 2011; Wang et al., 2009). Self-employed older adults also work longer, probably because they can flexibly adapt their job's physical and cognitive demands and working hours to fit their changing capacities and needs (Feldman & Vogel, 2009). In contrast, people in declining health, who are engaged in routine, boring work, who have pleasurable leisure or family pursuits, or who otherwise perceive a decline in the fit of their work with their skills and interests often opt for retirement.

Societal factors also affect retirement decisions. When many younger, less costly workers are available to replace older workers, industries are likely to offer added incentives for people to retire, such as increments to pension plans and earlier benefits—a trend that has, until recently, contributed to many early retirements in Western nations. But when concern

© JEFF GREENBERG/THE IMAGE WORKS

A recent retiree enjoys an adult-education class in bookbinding.

Retire

- Adequate retirement benefits
- Compelling leisure interests or family pursuits
- Low work commitment
- Declining health
- Spouse retiring
- Routine, boring job



© TOM GRILL/CORBIS

This doctor, in her 60s, continues to enjoy her fulfilling career.

Continue Working

- Limited or no retirement benefits
- Few leisure interests or family pursuits
- High work commitment
- Good health
- Spouse working
- Flexible job demands and work schedule
- Pleasant, stimulating work environment

FIGURE 18.3 Personal and workplace factors that influence the decision to retire.

increases about the burden on younger generations of an expanding population of retirees, eligibility for retirement benefits may be postponed to a later age.

Retirement decisions vary with gender. On average, women retire earlier than men, largely because family events—a spouse's retirement or the need to care for an ill partner or parent—play larger roles in their decisions (Moen et al., 2006). Women in or near poverty, however, are an exception (DeVaney, 2008). Lacking financial resources to retire, many continue working into old age.

In most Western nations, generous social security benefits make retirement feasible for the economically disadvantaged and sustain the standard of living of most workers after they retire. The United States is an exception: Many U.S. retirees, especially those who held low-income jobs without benefits, experience falling living standards. Denmark, France, Germany, Finland, and Sweden have gradual retirement programs in which older employees reduce their work hours, receive a partial pension to make up income loss, and continue to accrue pension benefits. Besides strengthening financial security, this approach introduces a transitional phase that fosters retirement planning and well-being (Peiró, Tordera, & Potocnik, 2012). And some countries' retirement policies are sensitive to women's more interrupted work lives. In Canada, France, and Germany, for example, time devoted to child rearing is given some credit when figuring retirement benefits (Service Canada, 2009).

In sum, individual preferences shape retirement decisions. At the same time, older adults' opportunities and limitations greatly affect their choices.

Adjustment to Retirement

Because retirement involves giving up roles that are a vital part of identity and self-esteem, it is often assumed to be a stressful process that contributes to declines in physical and mental health. Consider Dick, who reacted to the closing of his bakery with anxiety and depression. His adjustment difficulties resembled those of younger people experiencing job loss (see Chapter 16, page 556). But recall that Dick had a cranky, disagreeable personality. In this respect, his psychological well-being after retirement was similar to what it had been before!

We must be careful not to assume a cause-and-effect relationship each time retirement is paired with an unfavorable reaction. For example, a wealth of evidence confirms that physical health problems lead older adults to retire, rather than the reverse (Shultz & Wang, 2007). And for most people, mental health and perceived quality of life are fairly stable from the pre- to postretirement years, with little change prompted by retirement itself. The widely held belief that retirement inevitably leads to adjustment problems is contradicted by countless research findings indicating that most people adapt well. Contemporary seniors view retirement as a time of opportunity and personal growth and describe themselves as active and socially involved—major determinants of retirement satisfaction (Kloep & Hendry, 2007; Wang & Shultz, 2010). Still, about 10 to 30 percent mention some adjustment difficulties.

Workplace factors—especially financial worries and having to give up one's job—predict stress following retirement. Pressures at work also make a difference. Moving out of a high-stress job is associated with gains in psychological well-being following retirement, whereas leaving a pleasant, low-stress job or a highly satisfying job before one is ready is linked to greater difficulties during the retirement transition, typically followed by recovery (Wang, 2007). And especially for women, who take on greater caregiving responsibilities, retirement may not relieve the stress of family burdens (Coursolle et al., 2010). Rather, it may reduce work-based avenues of personal satisfaction, thereby triggering depressive symptoms and poorer psychological well-being.

Among psychological factors, a sense of personal control over life events, including deciding to retire for internally motivated reasons (to do other things), is strongly linked to retirement satisfaction (Kubicek et al., 2011; Quine et al., 2007). At the same time, those who find it hard to give up the predictable schedule and social contacts of the work setting or who

have few nonwork social ties experience discomfort. Overall, however, well-educated people with complex jobs adjust more favorably (Kim & Moen, 2002a). Perhaps the satisfactions derived from challenging, meaningful work readily transfer to nonwork pursuits.

As with other major life events, social support reduces stress associated with retirement. Although social-network size typically shrinks as relationships with co-workers decline, quality of relationships remains fairly stable for most people. And many seniors add to their social networks through leisure and volunteer pursuits (Kloep & Hendry, 2007). In Dick's case, entering congregate housing eased a difficult postretirement period, leading to new friends and rewarding leisure activities, some of which he shared with Goldie.

Finally, earlier in this chapter we noted that marital happiness tends to rise after retirement. When a couple's relationship is positive, it can buffer the uncertainty of retirement (van Solinge & Henkens, 2008). And retirement can enhance marital satisfaction by granting husband and wife more time for companionship. Consequently, a good marriage not only promotes adjustment to retirement but also benefits from the greater freedom of the retirement years.

In line with continuity theory, people try to sustain lifestyle patterns, self-esteem, and values following retirement and, in favorable economic and social contexts, usually succeed (Atchley, 2003). Return to Chapter 16, page 557, for ways adults can plan ahead to increase the chances of a positive transition to retirement.

Leisure and Volunteer Activities

With retirement, most older adults have more time for leisure and volunteer activities than ever before. After a "honeymoon period" of trying out new options, many discover that interests and skills do not develop suddenly. Instead, meaningful leisure and community service pursuits are usually formed earlier and sustained or expanded during retirement (HSBC & Oxford Institute of Ageing, 2007; Pinquart & Schindler, 2009). For example, Walt's fondness for writing, theater, and gardening dated back to his youth. And Ruth's strong focus on her social work career led her to become an avid community volunteer.

Involvement in leisure activities and, especially, volunteer service is related to better physical and mental health and reduced mortality (Cutler, Hendricks, & O'Neill, 2011). But simply participating does not explain this relationship. Instead, older adults select these pursuits because they permit self-expression, new achievements, the rewards of helping others, pleasurable social interaction, and a structured daily life. And those high in sense of self-efficacy are more engaged (Diehl & Berg, 2007). These factors account for gains in well-being.

As mobility limitations increase, the frequency and variety of leisure pursuits tend to decline, especially travel, outdoor recreation, and exercise, with activities increasingly becoming more sedentary and home-based (Strain et al., 2002). Older adults in residential communities participate more than those in ordinary homes because activities are conveniently available. But regardless of living arrangements, seniors do not simply spend time in programs designed just for them. Rather, they choose activities on the basis of whether the activities are personally gratifying.

© MARJORIE KAMYS COTERA/DAEMMRICH PHOTOS/THE IMAGE WORKS

Time devoted to volunteering is higher in late adulthood than at any other time of life. As a Red Cross volunteer, this senior traveled to West, Texas, to provide services to those affected by the fertilizer plant explosion in April 2013.

Older people contribute enormously to society through volunteer work, a trend that is strengthening. About one-third of 60- and 70-year-olds in industrialized nations report volunteering. Of those who do, over half give 200 or more hours per year (HSBC & Oxford Institute of Ageing, 2007; Kloep & Hendry, 2007). Younger, better-educated, and financially secure seniors with social interests are more likely to volunteer, women more often than men. Although most extend an earlier pattern of civic engagement, nonvolunteers are especially receptive to volunteer activities in the first few years after retiring as they look for ways to compensate for work-role losses (Mutchler, Burr, & Caro, 2003). The retirement transition is a prime time to recruit seniors into these personally rewarding, socially useful pursuits.

LOOK AND LISTEN

Interview an older adult participating in a significant community service role about the personal meaning of the experience at this time of life. ●

Volunteering grants seniors a continuing sense of making valuable contributions to society, and most sustain high commitment through their seventies. In a survey of a large, nationally representative U.S. sample, time spent volunteering did not decline until the eighties (see Figure 18.4 on page 632) (Hendricks & Cutler, 2004). Even then, it remained higher than at any other time of life! In accord with socioemotional selectivity theory, older adults eventually narrowed their volunteering to fewer roles, concentrating on one or two that meant the most to them (Windsor, Anstey, & Rodgers, 2008). They seemed to recognize that excessive volunteering reduces its emotional rewards and, thus, its benefits to life satisfaction.

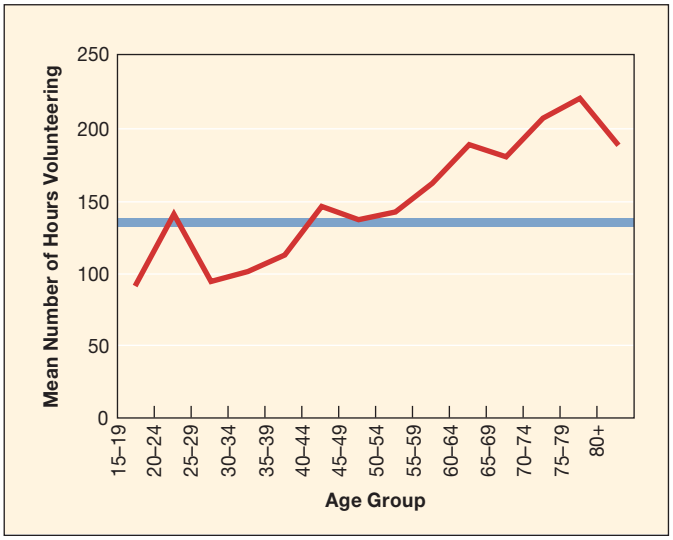

FIGURE 18.4 Age-related change in number of hours spent volunteering during the past year. A nationally representative sample of nearly 29,000 U.S. adolescents and adults reported on the amount of time they devoted to each of their volunteer activities. Time devoted to volunteering increased sharply in the early twenties, dipped in the late twenties and thirties as young people focused on establishing families and careers, and then rose steadily, peaking in the seventies. Even in the eighties, when volunteering declined slightly, it remained higher than at any other time of life. (From J. Hendricks and S. J. Cutler, 2004, "Volunteerism and Socioemotional Selectivity in Later Life," *Journal of Gerontology, 59B,* p. S255. Copyright © 2004 The Gerontological Society of America. Adapted by permission of Oxford University Press and Jon Hendricks.)

Finally, when Walt and Ruth got together with Dick and Goldie, the two couples often discussed politics. Older adults report greater awareness of and interest in public affairs and typically vote at a higher rate than any other age group. (The 2012 U.S. national election, in which 18- to 29-year-olds exceeded seniors in voter turnout, is an exception). Even in late old age, older people's political knowledge shows no sign of decline. After retiring, they have more time to keep abreast of current events. They also have a major stake in political debates over policies central to their welfare. But seniors' political concerns are far broader than those that serve their own age group, and their voting behavior is not driven merely by self-interest (Campbell & Binstock, 2011). Rather, their political involvement may stem from a deep desire for a safer, more secure world for future generations.

Optimal Aging

Walt, Ruth, Dick, Goldie, and Ida, and the research findings they illustrate, reveal great diversity in development during the final decades of life. Walt and Ruth fit contemporary experts' view of **optimal aging,** in which gains are maximized and losses minimized. Both were actively engaged with their families and communities, coped well with negative life changes, enjoyed a happy intimate partnership and other close relationships, and led daily lives filled with gratifying activities. Ida, too, experienced optimal aging until the onset of Alzheimer's symptoms overwhelmed her ability to manage life's challenges. As a single adult, she built a rich social network that sustained her into old age, despite the hardship of having spent many years caring for her ailing mother. In contrast, Dick and Goldie reacted with despondency to physical aging and other losses (such as Dick's forced retirement). And Dick's angry outbursts restricted their social contacts, although the couple's move to congregate housing eventually led to an improved social life.

People age optimally when their growth, vitality, and striving limit and, at times, overcome physical, cognitive, and social declines. Researchers want to know more about factors that contribute to optimal aging so they can help more seniors experience it. Yet theorists disagree on the precise ingredients of a satisfying old age. Some focus on easily measurable outcomes, such as excellent cardiovascular functioning, absence of disability, superior cognitive performance, and creative achievements. But this view has been heavily criticized (Aldwin, Spiro, & Park, 2006). Not everyone can become an outstanding athlete, an innovative scientist, or a talented artist. And many older adults do not want to keep on accomplishing and producing—the main markers of success in Western nations. Each of us is limited by our genetic potential as it combines with a lifetime of environments we encounter and select for ourselves. Furthermore, outcomes valued in one culture may not be valued in others.

Recent views of a contented, fulfilling late adulthood have turned away from specific achievements toward processes people use to reach personally valued goals (Freund & Baltes, 1998; Kahana et al., 2005; Lund, 1998). Instead of identifying one set of standards as "successful," this perspective focuses on how people minimize losses while maximizing gains. In recent research on three samples of adults followed over the lifespan, George Vaillant looked at how various life-course factors contributed to late-life physical and psychological well-being. His findings revealed that factors people could control to some degree (such as health habits, coping strategies, marital stability, and years of education) far outweighed uncontrollable factors (parental SES, family warmth in childhood, early physical health, and longevity of family members) in predicting a happy, active old age (Vaillant & Mukamal, 2001).

Consider the following description of one participant, who in childhood had experienced low SES, parental discord, a depressed mother, and seven siblings crowded into a tenement apartment. Despite these early perils, he became happily married and, through the GI bill, earned an accounting degree. At 70, he was aging well:

> Anthony Pirelli may have been *ill* considering his heart attack and open-heart surgery, but he did not feel *sick.* He was physically active as ever, and he continued to play tennis. Asked what he missed about his work, he exulted, "I'm so busy doing other things that I don't have time to miss work. . . . Life is not boring for me." He did not smoke or abuse alcohol; he loved his wife; he used mature [coping strategies]; he obtained 14 years of education; he watched his waistline; and he exercised regularly. (Adapted from Vaillant, 2002, pp. 12, 305.)

Vaillant concluded, "The past often predicts but never determines our old age" (p. 12). Optimal aging is an expression of remarkable resilience during this final phase of the lifespan.

In this and the previous chapter, we have considered the many ways that older adults realize their goals. ***TAKE A MOMENT...*** Look back and review the most important ones:

- Optimism and sense of self-efficacy in improving health and physical functioning (page 575)
- Selective optimization with compensation to make the most of limited physical energies and cognitive resources (pages 590 and 610)
- Strengthening of self-concept, which promotes self-acceptance and pursuit of hoped-for possible selves (pages 606–608)
- Enhanced emotional understanding and emotional self-regulation, which support meaningful, rewarding social ties (page 605)
- Acceptance of change, which fosters life satisfaction (page 608)
- A mature sense of spirituality and faith, permitting anticipation of death with calmness and composure (pages 608–609)
- Personal control over domains of dependency and independence (pages 610–611, 612)
- High-quality relationships, which offer social support and pleasurable companionship (page 616)

Optimal aging is facilitated by societal contexts that promote effective person–environment fit, enabling seniors to manage life changes effectively. Older adults need well-funded social security plans, good health care, safe housing, and diverse social services. (See, for example, the description of the U.S. Area Agencies on Aging in Chapter 2, page 67.) Yet because of inadequate funding and difficulties reaching rural communities, many older adults' needs remain unmet. Isolated aging adults with little education may not know how to gain access to available assistance. Furthermore, the U.S. Medicare system of sharing health-care costs with seniors strains the financial resources of many. And housing that adjusts to changes in older people's capacities, permitting them to age in place without disruptive and disorienting moves, is available only to the economically well-off.

Besides improving policies that meet older adults' basic needs, new future-oriented approaches must prepare for increased aging of the population. More emphasis on lifelong learning for workers of all ages would help people maintain and expand their skills as they grow older. Also, reforms that prepare for expected growth in the number of frail aging adults are vital, including affordable help for family caregivers, adapted housing, and sensitive nursing home care.

All these changes involve recognizing, supporting, and enhancing the contributions that seniors make to society—both the older adults of today and those of tomorrow. A nation that takes care of its aging citizens and grants them a multitude of opportunities for personal growth maximizes the chances that each of us, when our time comes to be old, will age optimally.

ASK YOURSELF

REVIEW What psychological and workplace factors predict favorable adjustment to retirement?

CONNECT Leisure and volunteer interests and skills usually form early and persist over the lifespan. Referring back to earlier parts of this book, cite examples of childhood, adolescent, and early adulthood experiences that are likely to foster meaningful pursuits after retirement.

APPLY Nate, happily married to Gladys, adjusted well to retirement, and his marriage became even happier. How can a good marriage ease the transition to retirement? How can retirement enhance marital satisfaction?

REFLECT Think of someone you know who is aging optimally. What personal qualities led you to select that person?

SUMMARY

Erikson's Theory: Ego Integrity versus Despair (p. 604)

According to Erikson, how does personality change in late adulthood?

- The final psychological conflict of Erikson's theory, **ego integrity versus despair,** involves coming to terms with one's life. Adults who arrive at a sense of integrity feel whole and satisfied with their achievements. Despair occurs when older people feel time is too short to find an alternate route to integrity.

Other Theories of Psychosocial Development in Late Adulthood (p. 604)

Describe Peck's, Joan Erikson's, and Labouvie-Vief's views of psychosocial development in late adulthood, and discuss reminiscence in older adults' lives.

- According to Robert Peck, attaining ego integrity involves three distinct tasks: ego differentiation, body transcendence, and ego transcendence.
- Joan Erikson believes these attainments represent an additional psychosocial stage, **gerotranscendence,** evident in inner calm and quiet reflection.
- Gisella Labouvie-Vief points out that older adults improve in **affect optimization,** the ability to maximize positive emotion and dampen negative emotion. This bias toward the emotionally positive contributes an upbeat attitude that is linked to longer survival.

- **Reminiscence** about people and events from one's past can be positive and adaptive for older people. But many well-adjusted older adults spend little time seeking greater self-understanding through life review. Rather, as the term **Third Age** conveys, they are largely present- and future-oriented, seeking opportunities for personal fulfillment.

Stability and Change in Self-Concept and Personality (p. 606)

Cite stable and changing aspects of self-concept and personality, and discuss spirituality and religiosity in late adulthood.

- The "big five" personality traits remain stable from mid- to late life. Older adults' accumulation of a lifetime of self-knowledge leads to more secure and complex self-concepts. Those who continue to actively pursue hoped-for possible selves gain in life satisfaction. In late adulthood, resilience is fostered by gains in agreeableness and acceptance of change. Engaging in cognitively challenging activities promotes openness to experience.
- While U.S. seniors generally become more religious or spiritual as they age, this increase is modest and not universal. For the majority of people, religiosity is stable throughout adulthood. Faith and spirituality may move toward a more reflective approach that accepts uncertainty and emphasizes links to others. Religious involvement is especially high among low-SES ethnic minority older people and women and is linked to better physical and psychological well-being and longer survival.

Contextual Influences on Psychological Well-Being (p. 610)

Discuss the influence of control versus dependency, physical health, negative life changes, and social support on older adults' psychological well-being.

- In patterns of behavior called the **dependency–support script** and the **independence–ignore script,** older adults' dependency behaviors are attended to immediately while their independent behaviors are ignored. But dependency can be adaptive if older adults remain in control by selecting areas in which they desire help while conserving their strength for highly valued activities. Assistance that enables older adults to use their capacities fully in pursuit of their goals sustains an effective **person–environment fit,** which fosters psychological well-being.
- Physical health is a powerful predictor of late-life psychological well-being. The relationship between physical and mental health problems can become a vicious cycle, each intensifying the other. Older adults have the highest suicide rate of all age groups.
- Although aging adults are at risk for a variety of negative life changes, these events evoke less stress and depression in older than in younger people. But when negative changes pile up, they test older adults' coping resources.
- By easing stress, social support promotes physical health and psychological well-being. But assistance that is excessive or cannot be returned often results in reduced self-efficacy and psychological stress. Consequently, perceived social support, rather than sheer amount of help, is associated with a positive outlook.

A Changing Social World (p. 614)

Describe social theories of aging, including disengagement theory, activity theory, continuity theory, and socioemotional selectivity theory.

- **Disengagement theory** holds that mutual withdrawal between older adults and society occurs in anticipation of death. Most aging adults, however, do not disengage but let go of unsatisfying contacts and maintain satisfying ones.
- **Activity theory** states that social barriers to engagement, not the desires of older adults, cause declining rates of interaction. Yet opportunities for social contact do not guarantee greater social activity.

© DAVID M. GROSSMAN/THE IMAGE WORKS

- **Continuity theory** proposes that most aging adults strive to maintain consistency between their past and anticipated future. By using familiar skills and engaging in familiar activities with familiar people, older people integrate late-life changes into a coherent, consistent life path.
- **Socioemotional selectivity theory** states that social networks become more selective with age. Older adults emphasize the emotion-regulating function of interaction, preferring high-quality, emotionally fulfilling relationships.

How do communities, neighborhoods, and housing arrangements affect older adults' social lives and adjustment?

- Suburban older adults have higher incomes and report better health than their inner-city counterparts, but the latter are better off in terms of public transportation. Small-town and rural aging adults, who are less likely to live near their children, compensate by interacting more with nearby relatives, neighbors, and friends. Living in neighborhoods with many like-minded seniors and in smaller communities promotes life satisfaction.

© ARIEL SKELLEY/CORBIS

- Most older people prefer **aging in place,** remaining in a familiar setting where they have control over everyday life. But for those with health and mobility problems, independent living poses risks, and many older adults who live alone are poverty-stricken.
- Residential communities for older adults who need help with everyday tasks include assisted-living arrangements such as **congregate housing** and **life-care communities,** which guarantee that residents' changing needs will be met as they age.
- The small number of U.S. older adults who live in nursing homes experience extreme restriction of autonomy. Typically, social interaction among residents is low. Homelike nursing homes that achieve an effective person–environment fit foster late-life well-being.

Relationships in Late Adulthood (p. 620)

Describe changes in social relationships in late adulthood, including marriage, gay and lesbian partnerships, divorce, remarriage, and widowhood, and discuss never-married, childless older adults.

- The **social convoy** is an influential model of changes in individuals' social networks as they move through life. As ties are lost, aging adults seek ways to maintain gratifying relationships.

- Marital satisfaction peaks in late adulthood as stressful responsibilities decline and gains in perceptions of relationship fairness, joint leisure activities, and positive communication increase. Most gay and lesbian older adults also report happy, highly fulfilling relationships.

TIM GRAHAM/GETTY IMAGES

- Divorce in late life brings greater stress than for younger people. Although older adults' remarriage rates are low, those who do remarry enter into more stable relationships. Seniors are increasingly choosing cohabitation as a long-term alternative to marriage.
- Adaptation to widowhood varies widely, with age, social support, and personality making a difference. Aging adults fare better than younger individuals, and women better than men. Efforts to maintain social ties, an outgoing personality, high self-esteem, and a sense of self-efficacy in handling tasks of daily living promote resilience.
- Most older adults who remain unmarried and childless throughout their lives develop alternative meaningful relationships. Never-married childless women are better-adjusted than men, but—despite smaller social networks—both find social support.

How do sibling relationships and friendships change in late life?

- In late adulthood, most siblings live nearby, communicate regularly, and visit several times a year. Especially for widowed and never-married older people, siblings provide an important "insurance policy."
- Friendships in late adulthood serve diverse functions: intimacy and companionship, a shield against negative judgments, a link to the larger community, and protection from the psychological consequences of loss. Older adults prefer established relationships over new ones, and fewer older than younger people have other-sex friendships. Women, more than men, tend to have both intimate friends and **secondary friends,** with whom they spend time occasionally.

Describe older adults' relationships with adult children, adult grandchildren, and great-grandchildren.

- Older adults are often in touch with their adult children, who more often provide emotional support than direct assistance. Aging parents who provide more help than they receive score highest in life satisfaction.
- Seniors with adult grandchildren and great-grandchildren benefit from a wider potential network of support. Grandparents typically expect affection, but not practical help, from grandchildren. Although grandparent–grandchild contact declines over time, grandparents' emotional investment remains high and often strengthens.

Discuss elder maltreatment, including risk factors and strategies for prevention.

- Some older adults suffer maltreatment at the hands of family members, friends, or professional caregivers. Risk factors include a dependent perpetrator–victim relationship, perpetrator psychological disturbance and stress, a history of family violence, and inadequate institutional conditions. Abandonment of aging adults with severe disabilities by family caregivers has increased in recent decades.
- Elder-abuse prevention programs provide counseling, education, and respite services for caregivers. Trained volunteers and support groups can help older persons avoid future harm. Societal efforts that encourage reporting of suspected cases and increase understanding of older people's needs are also vital.

Retirement (p. 629)

Discuss the decision to retire, adjustment to retirement, and involvement in leisure and volunteer activities.

- The decision to retire depends on affordability, health status, nature of the work environment, opportunities to pursue meaningful activities, societal factors such as retirement benefits, and gender.
- On average, women retire earlier than men because family events play a larger role in their decisions. For most older adults, mental health and perceived quality of life are fairly stable before and after retirement. Factors affecting adjustment include health status, financial stability, satisfactions previously derived from work, caregiving responsibilities, a sense of personal control over life events (including the retirement decision), social support, and marital happiness.
- Meaningful leisure and volunteer pursuits are typically formed earlier and sustained or expanded during retirement. Involvement is related to better physical and mental health and to reduced mortality.

© MARJORIE KAMYS COTERA/ DAEMMRICH PHOTOS/THE IMAGE WORKS

Optimal Aging (p. 632)

Discuss the meaning of optimal aging.

- Older adults who experience **optimal aging** have developed many ways to minimize losses and maximize gains. Societal contexts that permit older adults to manage life changes effectively foster optimal aging. These include well-funded social security plans, good health care, safe housing, diverse social services, and opportunities for lifelong learning.

Important Terms and Concepts

activity theory (p. 614)
affect optimization (p. 605)
aging in place (p. 617)
congregate housing (p. 618)
continuity theory (p. 614)
dependency–support script (p. 610)
disengagement theory (p. 614)
ego integrity versus despair (p. 604)
gerotranscendence (p. 605)
independence–ignore script (p. 610)
life-care communities (p. 618)
optimal aging (p. 632)
person–environment fit (p. 611)
reminiscence (p. 606)
secondary friends (p. 625)
social convoy (p. 620)
socioemotional selectivity theory (p. 615)
Third Age (p. 607)

milestones

Development in Late Adulthood

ASTRID RIECKEN/THE WASHINGTON TIMES/LANDOV

65–80 years

PHYSICAL

- Performance of autonomic nervous system declines, impairing tolerance for extremes of heat and cold. (568)
- Declines in vision continue, with increased sensitivity to glare and impaired color discrimination, dark adaptation, depth perception, and visual acuity. (569)
- Declines in hearing continue throughout the frequency range. (569)
- Sensitivity to taste and odor may decline. (570)
- Touch sensitivity declines on the hands, especially the fingertips. (570)
- Declines in cardiovascular and respiratory functioning lead to greater physical stress during exercise. (570–571)

© FOGSTOCK/ALAMY

- Aging of the immune system increases risk for a variety of illnesses, including infectious diseases, cardiovascular disease, certain forms of cancer, and several autoimmune disorders. (571)
- Timing of sleep shifts to earlier bedtime and earlier morning wakening; sleep difficulties increase. (571)
- Graying and thinning of the hair continue; the skin wrinkles and sags further and becomes more transparent as it loses its fatty layer of support; "age spots" increase. (572)
- Height and weight decline because of loss of lean body mass. (572)

© FRANCK ROBICHON/EPA/CORBIS

- Continued loss of bone mass leads to rising rates of osteoporosis. (572, 580)
- Frequency of sexual activity and intensity of sexual response decline, although most healthy married couples report regular sexual enjoyment. (578–579)

COGNITIVE

- Processing speed continues to decline, but crystallized intelligence is largely sustained. (590)

DON MASON/BLEND IMAGES/GETTY IMAGES

- Ability to attend selectively and to adapt attention, switching from one task to another, continues to decline. (591)
- Amount of information that can be held in working memory, use of memory strategies, and retrieval from long-term memory diminish further; problems are greatest on tasks requiring deliberate processing and associative memory. (591–592)
- Modest forgetting of remote memories occurs. (593)
- Use of external aids for prospective memory increases. (593)
- Retrieving words from long-term memory and planning what to say and how to say it become more difficult. (594)

ELDAD CARIN/GETTY IM AGES

- More often represents to-be-communicated information in terms of gist rather than details. (594)
- Hypothetical problem solving declines, but everyday problem solving remains adaptive. (594–595)
- May hold an important position of leadership in society, such as chief executive officer, religious leader, or court justice. (595)
- May develop wisdom. (595–596)
- Can improve a wide range of cognitive skills through training. (597)

RON CHAPPLE/TAXI/GETTY IMAGES

Note: Numbers in parentheses indicate the page or pages on which each milestone is discussed.

EMOTIONAL/SOCIAL

- Comes to terms with life, developing ego integrity. (604–605)
- Cognitive-affective complexity declines as basic information-processing skill diminish. (605)
- Affect optimization—the ability to maximize positive emotion and dampen negative emotion—increases. (605)
- May engage in reminiscence and life review, but continues to seek avenues for personal growth and fulfillment. (606)

© YADID LEVY/ALAMY

- Self-concept strengthens, becoming more secure and complex. (606)
- Agreeableness and acceptance of change increase, while extroversion and openness to experience tend to decline modestly. (608)
- Spirituality and faith may advance to a higher level, away from prescribed beliefs toward a more reflective approach. (608–609)

AFP/GETTY IMAGES

- Size of social network and amount of social interaction decline. (614)
- Selection of social partners is based on anticipated feelings, including pursuit of pleasant relationships and avoidance of unpleasant ones. (615–616)
- Marital satisfaction increases, peaking in late adulthood. (620)
- May be widowed. (622)
- Visits and support from siblings living nearby may increase. (624)
- With additional time to devote to them, friendships take on increasing importance. (624–625)
- May become a great-grandparent. (627)

ALAN HICKS/STONE/GETTY IMAGES

- May retire. (629–630)
- Likely to increase involvement in leisure and volunteer activities (631–632)
- More likely to be knowledgeable about politics and to vote. (632)

80 years and older

PHYSICAL

- Physical changes previously listed continue.
- Mobility diminishes as muscle and bone strength and joint flexibility decline. (572)

© ROBERT W. GINN/PHOTOEDIT

COGNITIVE

- Cognitive changes previously listed continue.
- Fluid abilities decline further; crystallized abilities drop as well, though only modestly. (590)

© HERVÉ HUGHES/HEMIS/CORBIS

EMOTIONAL/SOCIAL

- Emotional and social changes previously listed continue.
- May develop gerotranscendence, a cosmic perspective directed beyond the self. (605)

© KEVIN RL HANSON/DK STOCK/CORBIS

- Relationships with adult children become more important. (626)
- Frequency and variety of leisure and volunteer activities decline slightly. (631–632)

chapter 19

BRUNO MORANDI/ROBERT HARDING

Mourners on the island of Bali, Indonesia, perform a traditional Hindu ceremony marking the passage of the dead into the spirit realm. All cultures have rituals for celebrating the end of life and helping the bereaved cope with profound loss.

Death, Dying, and Bereavement

As every life is unique, so each death is unique. The final forces of the human spirit separate themselves from the body in manifold ways.

My mother Sofie's death was the culmination of a five-year battle against cancer. In her last months, the disease invaded organs throughout her body, attacking the lungs in its final fury. She withered slowly, with the mixed blessing of time to prepare against certain knowledge that death was just around the corner. My father, Philip, lived another 18 years. At age 80, he was outwardly healthy, active, and about to depart on a long-awaited vacation when a heart attack snuffed out his life suddenly, without time for last words or deathbed reconciliations.

© CHARLES MISTRAL/ALAMY

As I set to work on this chapter, my 65-year-old neighbor Nicholas gambled for a higher quality of life. To be eligible for a kidney transplant, he elected bypass surgery to strengthen his heart. Doctors warned that his body might not withstand the operation. But Nicholas knew that without taking a chance, he would live only a few years, in debilitated condition. Shortly after the surgery, infection set in, traveling throughout his system and so weakening him that only extreme measures—a respirator to sustain breathing and powerful drugs to elevate his fading blood pressure—could keep him alive.

"Come on, Dad, you can do it," encouraged Nicholas's daughter Sasha, standing by his bedside and stroking his hand. But Nicholas could not. After two months in intensive care, he experienced brain seizures and slipped into a coma. Three doctors met with his wife, Giselle, to tell her there was no hope. She asked them to disconnect the respirator, and within half an hour Nicholas drifted away.

Death is essential for the survival of our species. We die so that our own children and the children of others may live. When it comes to this fate, nature treats humankind, with all its unique capabilities, just as it treats every other living creature. As hard as it is to accept the reality that we too will die, our greatest solace lies in knowing that death is part of ongoing life.

In this chapter, we address the culmination of lifespan development. Over the past century, technology has provided so many means to keep death at bay that many people regard it as a forbidden topic. But pressing social and economic dilemmas that are an outgrowth of the dramatic increase in life expectancy are forcing us to attend to life's end—its quality, its timing, and ways to help people adjust to their



chapter outline

How We Die
Physical Changes • Defining Death • Death with Dignity

Understanding of and Attitudes Toward Death
Childhood • Adolescence • Adulthood • Death Anxiety

Thinking and Emotions of Dying People
Do Stages of Dying Exist? • Contextual Influences on Adaptations to Dying

A Place to Die
Home • Hospital • Nursing Home • The Hospice Approach

BIOLOGY AND ENVIRONMENT Music as Palliative Care for Dying Patients

The Right to Die
Passive Euthanasia • Voluntary Active Euthanasia • Assisted Suicide

SOCIAL ISSUES: HEALTH Voluntary Active Euthanasia: Lessons from Australia and the Netherlands

Bereavement: Coping with the Death of a Loved One
Grief Process • Personal and Situational Variations • Bereavement Interventions

CULTURAL INFLUENCES Cultural Variations in Mourning Behavior

Death Education

own and others' final leave taking. The interdisciplinary field of **thanatology,** devoted to the study of death and dying, has expanded tremendously over the past 25 years.

Our discussion addresses the physical changes of dying; understanding of and attitudes toward death in childhood, adolescence, and adulthood; the thoughts and feelings of people as they stand face to face with death; where people die; hopelessly ill patients' right to die; and coping with the death of a loved one. The experiences of Sofie, Philip, Nicholas, their families, and others illustrate how each person's life history joins with social and cultural contexts to shape death and dying, lending great diversity to this universal experience.

How We Die

In industrialized countries, opportunities to witness the physical aspects of death are less available today than in previous generations. Most people in the developed world die in hospitals, where doctors and nurses, not loved ones, typically attend their last moments. Nevertheless, many want to know how we die, either to anticipate their own end or grasp what is happening to a dying loved one. As we look briefly at the physical dying, we must keep in mind that the dying person is more than a physical being requiring care of and attention to bodily functions. The dying are also mind and spirit—for whom the end of life is still life. They benefit profoundly in their last days and hours from social support responsive to their needs for emotional and spiritual closure.

Physical Changes

My father's fatal heart attack came suddenly during the night. When I heard the news, I longed for reassurance that his death had been swift and without suffering.

When asked how they would like to die, most people say they want "death with dignity"—either a quick, agony-free end during sleep or a clear-minded final few moments in which they can say farewell and review their lives. In reality, death is the culmination of a straightforward biological process. For about 20 percent of people, it is gentle—especially when narcotic drugs ease pain and mask the destructive events taking place (Nuland, 1993). But most of the time it is not.

Recall that unintentional injuries are the leading cause of death in childhood and adolescence, cardiovascular disease and cancer in adulthood. Of the one-quarter of deaths in industrialized nations that are sudden, 80 to 90 percent are due to heart attacks (American Heart Association, 2012; Winslow, Mehta, & Fuster, 2005). My yearning for a painless death for my father was probably not fulfilled. Undoubtedly he felt the sharp, crushing sensation of a heart deprived of oxygen. As his heart twitched uncontrollably (called *fibrillation*) or stopped entirely, blood circulation slowed and ceased, and he was thrust into unconsciousness. A brain starved of oxygen for more than two to four minutes is irreversibly damaged—an outcome indicated by the pupils of the eyes becoming unresponsive to light and widening into large, black circles. Other oxygen-deprived organs stop functioning as well.

Death is long and drawn out for three-fourths of people—many more than in times past, as a result of life-saving medical technology. They succumb in different ways. Of those with heart disease, most have congestive heart failure, the cause of Nicholas's death (Gruenewald & White, 2006). His scarred heart could no longer contract with the force needed to deliver enough oxygen to his tissues. As it tried harder, its muscle weakened further. Without sufficient blood pressure, fluid backed up in Nicholas's lungs. This hampered his breathing and created ideal conditions for inhaled bacteria to multiply, enter the bloodstream, and run rampant in his system, leading many organs to fail.

Cancer also chooses diverse paths to inflict its damage. When it metastasizes, bits of tumor travel through the bloodstream and implant and grow in vital organs, disrupting their functioning. Medication made my mother's final days as comfortable as possible, granting a relatively easy death. But the preceding weeks involved physical suffering, including impaired breathing and digestion and turning and twisting to find a comfortable position in bed.

In the days or hours before death, activity declines; the person moves and communicates less and shows little interest in food, water, and surroundings. At the same time, body temperature, blood pressure, and circulation to the limbs fall, so the hands and feet feel cool and skin color changes to a duller, grayish hue (Hospice Foundation of America, 2005). When the transition from life to death is imminent, the person often moves through three phases:

1. The **agonal phase.** The Greek word *agon* means "struggle." Here agonal refers to gasps and muscle spasms during the first moments in which the regular heartbeat disintegrates (Manole & Hickey, 2006).
2. **Clinical death.** A short interval follows in which heartbeat, circulation, breathing, and brain functioning stop, but resuscitation is still possible.
3. **Mortality.** The individual passes into permanent death. Within a few hours, the newly lifeless being appears shrunken, not at all like the person he or she was when alive.

Defining Death

TAKE A MOMENT... Consider what we have said so far, and note the dilemma of identifying just when death occurs. Death is not an event that happens at a single point in time but, rather, a process in which organs stop functioning in a sequence that varies from person to person. Because the dividing line between life and death is fuzzy, societies need a definition of death to help doctors decide when life-saving measures should be terminated, to signal survivors that they must begin to grieve their loss and

© MICHAEL S. YAMASHITA/CORBIS

A monk prays with mourners during a Shinto funeral in Japan. Shinto beliefs, emphasizing ancestor worship and time for the spirit to leave the corpse, may partly explain the Japanese discomfort with the brain death standard and organ donation.

reorganize their lives, and to establish when donated organs can be removed.

Several decades ago, loss of heartbeat and respiration signified death. But these criteria are no longer adequate because resuscitation techniques frequently permit vital signs to be restored. Today, **brain death,** irreversible cessation of all activity in the brain and the brain stem (which controls reflexes), is used in most industrialized nations.

But not all countries accept this standard. In Japan, for example, doctors rely on traditional criteria—absence of heartbeat and respiration. This approach has hindered the development of a national organ transplant program because few organs can be salvaged from bodies without artificially maintaining vital signs. Buddhist, Confucian, and Shinto beliefs about death, which stress ancestor worship and time for the spirit to leave the corpse, may be partly responsible for the Japanese discomfort with brain death and organ donation. Today, Japanese law allows organ donation using the standard of brain death, even if the wishes of the deceased are not clear, as long as the family does not object (Ida, 2010). Otherwise, people are considered to be alive until the heart stops beating.

Often the brain death standard does not solve the problem of when to halt treatment. Consider Nicholas, who, though not brain dead, had entered a **persistent vegetative state,** in which the cerebral cortex no longer registered electrical activity but the brain stem remained active. Doctors were certain they could not restore consciousness or body movement. Because thousands of people in the United States and other nations are in a persistent vegetative state, with health-care costs totaling many millions of dollars annually, some experts believe that absence of activity in the cerebral cortex should be sufficient to declare a person dead. But others point to a few cases in which patients who had been vegetative for months regained cortical responsiveness and consciousness, though usually with very limited functioning (Laureys & Boly, 2007). In still other instances of illness, a fully conscious but suffering person refuses life-saving measures—an issue we will consider later when we take up the right to die.

Death with Dignity

We have seen that nature rarely delivers the idealized, easy end most people want, nor can medical science guarantee it. Therefore, the greatest dignity in death is in the integrity of the life that precedes it—an integrity we can foster by the way we communicate with and care for the dying person.

First, we can assure the majority of dying people, who succumb gradually, that we will support them through their physical and psychological distress. We can treat them with respect by taking interest in those aspects of their lives that they most value and by addressing their greatest concerns (Keegan & Drick, 2011). And we can do everything possible to ensure the utmost compassionate care through their last months, weeks, and even final hours—restful physical surroundings, soothing emotional and social support, closeness of loved ones, and pastoral care that helps relieve worries about the worth of one's life, important relationships, and mortality.

Second, we can be candid about death's certainty. Unless people are aware that they are dying and understand (as far as possible) the likely circumstances of their death, they cannot plan for end-of-life care and decision making and share the sentiments that bring closure to relationships they hold most dear. Because Sofie knew how and when her death would probably take place, she chose a time when she and Philip could express what their lives had meant to each other. Among those precious bedside exchanges was Sofie's last wish that Philip remarry after her death so he would not live out his final years alone. Openness about impending death granted Sofie a final generative act, helped her let go of the person closest to her, and offered comfort as she faced death.

AP IMAGES/COEUR D'ALENE PRESS, JEROME A. POLLOS

Dying patient Dick Warner's wife, Nancy, wears a nurse's hat she crafted from paper to symbolize her dual roles as medical and emotional caregiver. The evening of this photo, Nancy heard Dick's breaths shortening. She kissed him and whispered, "It's time to let go." Dick died as he wished, with his loving wife at his bedside.

Finally, doctors and nurses can help dying people learn enough about their condition to make reasoned choices about whether to fight on or say no to further treatment. An understanding of how the normal body works simplifies comprehension of how disease affects it—education that can begin as early as the childhood years.

In sum, when the conditions of illness do not permit an easy death, we can still ensure the most dignified exit possible by offering the dying person care, affection, companionship, and esteem; the truth about diagnosis; and the maximum personal control over this final phase of life (American Hospice Foundation, 2013). These are essential ingredients of a "good death," and we will revisit them throughout this chapter.

Understanding of and Attitudes Toward Death

A century ago, when most deaths occurred at home, people of all ages, including children, helped with care of the dying family member and were present at the moment of death. They saw their loved one buried on family property or in the local cemetery, where the grave could be visited regularly. Because infant and childhood mortality rates were high, all people were likely to know someone their own age, or even younger, who had died. And it was common for children to experience the death of a parent.

Compared with earlier generations, today more young people reach adulthood without having experienced the death of someone they know well (Morgan, Laungani, & Palmer, 2009). When a death does occur, professionals in hospitals and funeral homes take care of most tasks that involve confronting it directly.

This distance from death undoubtedly contributes to a sense of uneasiness about it. Despite frequent images of death in television shows, movies, and news reports of accidents, murders, wars, and natural disasters, we live in a death-denying culture. Adults are often reluctant to talk about death with children and adolescents. And substitute expressions, such as "passing away," "going out," or "departing," permit us to avoid acknowledging it candidly. In the following sections, we examine the development of conceptions of and attitudes toward death, along with ways to foster increased understanding and acceptance.

Childhood

Five-year-old Miriam arrived at our university laboratory preschool the day after her dog Pepper died. Instead of joining the other children, she stayed close to her teacher, Leslie, who noticed Miriam's discomfort. "What's wrong?" Leslie asked.

"Daddy said Pepper was so sick the vet had to put him to sleep." For a moment, Miriam looked hopeful. "When I get home, Pepper might wake up."

Leslie answered directly, "No, Pepper won't get up again. He's not asleep. He's dead, and that means he can't sleep, eat, run, or play anymore."

Miriam wandered off but later returned to Leslie and, sobbing, confessed, "I chased Pepper too hard."

Leslie put her arm around Miriam. "Pepper didn't die because you chased him," she explained. "He was very old and sick."

Over the next few days, Miriam asked many questions: "When I go to sleep, will I die?" "Can a tummy ache make you die?" "Does Pepper feel better now?" "Will Mommy and Daddy die?"

Development of the Death Concept. An understanding of death is based on five ideas:

1. *Permanence.* Once a living thing dies, it cannot be brought back to life.
2. *Inevitability.* All living things eventually die.
3. *Cessation.* All living functions, including thought, feeling, movement, and bodily processes, cease at death.
4. *Applicability.* Death applies only to living things.
5. *Causation.* Death is caused by a breakdown of bodily functioning.

To understand death, children must acquire some basic notions of biology—that animals and plants contain body parts (brain, heart, stomach; leaf, stem, roots) essential for maintaining life. They must also break down their global category of *not alive* into *dead, inanimate, unreal,* and *nonexistent*. Until children grasp these ideas, they interpret death in terms of familiar experiences—as a change in behavior (Slaughter, Jaakkola, & Carey, 1999; Slaughter & Lyons, 2003). Consequently, they may believe that they caused a relative's or pet's death; that having a stomachache can cause someone to die; that dead people eat, go to the bathroom, see, and think; and that death is like sleep.

Permanence is the first understood component of the death concept. Preschoolers accept this fact quickly, perhaps because they have seen it in other situations—for example, in the dead butterflies and beetles they pick up and inspect while playing outside. Appreciation of *inevitability* soon follows. At first, children think that certain people do not die—themselves, people like themselves (other children), and people with whom they have close emotional ties. *Cessation, applicability,* and *causation* are more challenging ideas (Kenyon, 2001). Preschoolers and kindergartners say that the dead lose the capacity for most bodily processes. But the majority of 10- to 12-year-olds continue to say that the dead are able to perceive, think, and feel (Bering & Bjorklund, 2004).

Many adults, too, believe in the persistence of mental activity and consciousness after death. And they probably encourage these ideas in children when, in conversations with them about a dead relative or pet, they invite the child to think of the deceased's positive qualities and to sustain an emotional connection (Harris, 2011). It is not surprising, then, that most older children conclude that even if biological functions largely cease after death, thoughts and feelings continue in some form.

© GIANNI GIANSANTI/SYGMA/CORBIS

Because of exposure to the realities of death, these children in El Salvador—carrying the coffin of an infant during a funeral—likely exceed many agemates in their grasp of what death means.

Individual and Cultural Variations. Although children typically attain an adultlike understanding of death in middle childhood, wide individual differences exist (Speece & Brent, 1996). Terminally ill children under age 6 often have a well-developed concept of death (Linebarger, Sahler, & Egan, 2009; Nielson, 2012). If parents and health professionals have not been forthright, they discover that they are deathly ill in other ways—through nonverbal communication, eavesdropping, talking with other child patients, and perceiving physiological changes in their bodies. Children growing up on Israeli kibbutzim (agricultural settlements) who have witnessed terrorist attacks, family members' departure on army tours, and parental anxiety about safety express an adultlike grasp of death by age 5 (Mahon, Goldberg, & Washington, 1999).

Ethnic variations suggest that religious teachings affect children's understanding. In a comparison of four ethnic groups in Israel, Druze and Moslem children's death concepts differed from those of Christian and Jewish children (Florian & Kravetz, 1985). The Druze emphasis on reincarnation and the greater religiosity of both Druze and Moslem groups may have led more of their children to deny that death is permanent and that the body stops functioning. Similarly, children of U.S. Southern Baptist families, who believe in an afterlife, were less likely to endorse permanence than were children of Unitarian families, who do not dwell on an afterlife (Candy-Gibbs, Sharp, & Petrun, 1985).

Enhancing Children's Understanding. Parents often worry that discussing death candidly with children will fuel their fears. But children with a good grasp of the facts of death express less anxiety about it (Slaughter & Griffiths, 2007). Direct explanations, like Leslie's, that fit the child's capacity to understand, work best. When adults use clichés or make misleading statements about the permanence of death, children may take these literally and react with confusion. For example, when a parent told her 5-year-old daughter, "Grandpa went on a long trip," the child wondered, "Why didn't he take me?" "When is he coming back?" Sometimes children ask difficult questions, such as "Will I die?" "Will you die?" Parents can be truthful as well as comforting by taking advantage of the child's sense of time. "Not for many, many years," they can say. "First I'm going to enjoy you as a grownup and be a grandparent."

Another way to foster an accurate appreciation of death is to teach young children about human biology. Three- to 5-year-olds given lessons in the role of the heart, brain, lungs, stomach, and other organs in sustaining life have more advanced death concepts than children not given such lessons (Slaughter & Lyons, 2003).

Adult–child discussions should also be culturally sensitive. Rather than presenting scientific evidence as negating religious beliefs, parents and teachers can help children blend the two sources of knowledge. Older children often combine their appreciation of the death concept with religious and philosophical views, which offer solace in times of bereavement (Talwar, 2011). As we will see later, open, honest discussions not only contribute to a realistic understanding of death but also facilitate grieving after a child has experienced a loss.

Adolescence

Recall that teenagers have difficulty integrating logical insights with the realities of everyday life. In this sense, their understanding of death is not yet fully mature, as both their reasoning and behavior reveal.

The Gap Between Logic and Reality. Teenagers can explain the permanence and cessation aspects of death, but they are attracted to alternatives. For example, adolescents often describe death as an enduring abstract state—"darkness," "eternal light," "transition," or "nothingness" (Brent et al., 1996). They also formulate personal theories about life after death. Besides images of heaven and hell influenced by their religious background, they speculate about reincarnation, transmigration of souls, and spiritual survival on earth or at another level (Noppe & Noppe, 1997; Yang & Chen, 2002).

Although mortality in adolescence is low compared with that in infancy and adulthood, teenage deaths are typically sudden and human-induced; unintentional injuries, homicide, and suicide are leading causes. Adolescents are clearly aware that death happens to everyone and can occur at any time. But as their high-risk activities suggest, they do not take death personally.

What explains teenagers' difficulty integrating logic with reality in the domain of death? First, adolescence is a period of rapid growth and onset of reproductive capacity—attainments that are the opposite of death! Second, recall the adolescent personal fable: Wrapped up in their own uniqueness, teenagers

Applying What We Know

Discussing Concerns About Death with Children and Adolescents

Suggestion	Description
Take the lead.	Be alert to the child's or adolescent's nonverbal behaviors, bringing up the subject sympathetically, especially after a death-related situation has occurred.
Listen perceptively.	Give full attention to the child or adolescent and the feelings underlying his or her words. When adults pretend to listen while thinking about other things, young people quickly pick up this sign of indifference and withdraw their confidence.
Acknowledge feelings.	Accept the child's or adolescent's emotions as real and important; avoid being judgmental. For example, paraphrase sentiments you detect, such as "I see you're very puzzled about that. Let's talk more about it."
Provide factual information in a candid, culturally sensitive fashion.	For children who do not yet have a realistic understanding of death, provide simple, direct, and accurate explanations. Avoid misleading statements, such as "went for a rest" or "sleeping." Do not contradict the young person's religious beliefs. Rather, assist him or her in blending biological with religious knowledge.
Engage in joint problem solving.	When questions do not have easy answers, such as "Where does your soul go when you die?," convey your belief in the young person's worth by indicating that you do not want to impose a point of view but rather to help him or her come to personally satisfying conclusions. To questions you cannot answer, say, "I don't know." Such honesty shows a willingness to generate and evaluate solutions jointly.

may conclude they are beyond reach of death. Finally, as teenagers construct a personal identity and experience their first freely chosen love relationships, they may be strongly attracted to romantic notions of death, which challenge logic (Noppe & Noppe, 1996). Not until early adulthood are young people capable of the relativistic thinking needed to reconcile these conflicting ideas (see Chapter 13, page 451).

© DENNIS MCDONALD/PHOTOEDIT

This teenager knows that death happens to everyone and can occur at any time, but his risk taking suggests otherwise. Wrapped up in their own uniqueness, adolescents may conclude they are beyond reach of death.

Enhancing Adolescents' Understanding. By encouraging adolescents to discuss concerns about death, adults can help them build a bridge between death as a logical concept and their personal experiences. In Chapter 12, we noted that teenagers with authoritative parents are more likely to turn to adults for guidance on important issues. But the majority of parents feel uncomfortable about addressing the topic of death and inadequately prepared to do so (Talwar, 2011).

Taking up adolescents' thoughts and feelings about death can be part of everyday conversation, sparked by a news report or the death of an acquaintance. Parents can capitalize on these moments to express their own views, listen closely, accept teenagers' feelings, and correct misconceptions. Such mutual sharing deepens bonds of love and provides the basis for further exploration when the need arises. Applying What We Know above suggests ways to discuss concerns about death with children and adolescents.

Adulthood

In early adulthood, many people brush aside thoughts of death (Corr & Corr, 2013). This avoidance may be prompted by death anxiety, which we will consider in the next section. Alternatively, it may be due to relative lack of interest in death-related issues, given that young adults typically do not know very many people who have died and (like adolescents) think of their own death as a long way off.

In Chapters 15 and 16, we described midlife as a time of stock taking in which people begin to view the lifespan in terms

of time left to live and focus on tasks to be completed. Middle-aged people no longer have a vague conception of their own death. They know that in the not-too-distant future, it will be their turn to grow old and die.

In late adulthood, adults think and talk more about death because it is much closer. Increasing evidence of mortality comes from physical changes, higher rates of illness and disability, and loss of relatives and friends (see Chapter 17). Compared with middle-aged people, older adults spend more time pondering the process and circumstances of dying than the state of death (Kastenbaum, 2012). Nearness to death seems to lead to a practical concern with how and when it might happen.

Finally, although we have traced overall age-related changes, large individual differences exist. Some adults focus on life and death issues early on; others are less reflective, moving into old age without giving these matters much attention.

Death Anxiety

TAKE A MOMENT... As you read the following statements, do you find yourself agreeing, disagreeing, or reacting neutrally?

> "Never feeling anything again after I die upsets me."
>
> "I hate the idea that I will be helpless after I die."
>
> "The total isolation of death is frightening to me."
>
> "The feeling that I will be missing out on so much after I die disturbs me." (Thorson & Powell, 1994, pp. 38–39)

Items like these appear on questionnaires used to measure **death anxiety**—fear and apprehension of death. Even people who clearly accept the reality of death may fear it.

What predicts whether thoughts of our own demise trigger intense distress, relative calm, or something in between? To answer this question, researchers measure both general death anxiety and specific factors—fear of no longer existing, loss of control, a painful death, decay of the body, separation from loved ones, and the unknown (Neimeyer, 1994). Findings reveal large individual and cultural variations in aspects of death that arouse fear. For example, in a study of devout Islamic Saudi Arabians, certain factors that appear repeatedly in the responses of Westerners, such as fear of the body decaying and of the unknown, were entirely absent (Long, 1985).

Among Westerners, spirituality—a sense of life's meaning—seems to be more important than religious commitment in limiting death anxiety (Ardelt, 2003; Routledge & Juhl, 2010). People with a well-developed personal philosophy of death are also less fearful. And in two studies, Christian older adults whose religious beliefs and behavior were contradictory—who believed in a rewarding afterlife but rarely prayed or attended services, or who regularly prayed and attended services but doubted the existence of an afterlife—reported higher death anxiety (Wink, 2006; Wink & Scott, 2005). Together, these findings indicate that both firmness of beliefs and consistency between beliefs and practices, rather than religiousness itself, reduce fear of death. Death anxiety is especially low among adults with deep faith in some form of higher force or being—faith that may or may not be influenced by religion (Cicirelli, 2002; Neimeyer et al., 2011).

TAKE A MOMENT... From what you have learned about adult psychosocial development, how do you think death anxiety might change with age? If you predicted it would decline, reaching its lowest level in late adulthood, you are correct (see Figure 19.1) (Russac et al., 2007; Tomer, Eliason, & Smith, 2000). This age-related drop has been found in many cultures and ethnic groups. Recall from Chapter 18 that older adults are especially effective at regulating negative emotion. As a result, most cope with anxieties, including fear of death, effectively. Furthermore, attainment of ego integrity reduces death anxiety. Older people have had more time to develop symbolic immortality—the belief that one will continue to live on through one's children or through one's work or personal influence (see Chapter 16, page 533).

As long as it is not overly intense, death anxiety can motivate people to strive to live up to internalized cultural values—for example, to be kind to others and to work hard to reach one's goals. These efforts increase adults' sense of self-esteem, self-efficacy, and purpose in life—powerful antidotes against the terrifying thought that, in the overall scheme of things, they "are no more important or enduring than any individual potato, pineapple, or porcupine" (Fry, 2003; Pyszczynski et al., 2004, p. 436). In a study of Israeli adults, symbolic immortality predicted reduced fear of death, especially among those with secure attachments (Florian & Mikulincer, 1998). Gratifying, close interpersonal ties seem to help people feel worthwhile and forge a sense of symbolic immortality. And people who view death as an opportunity to pass a legacy to future generations are less likely to fear it (Cicirelli, 2001; Mikulincer, Florian, & Hirschberger, 2003).

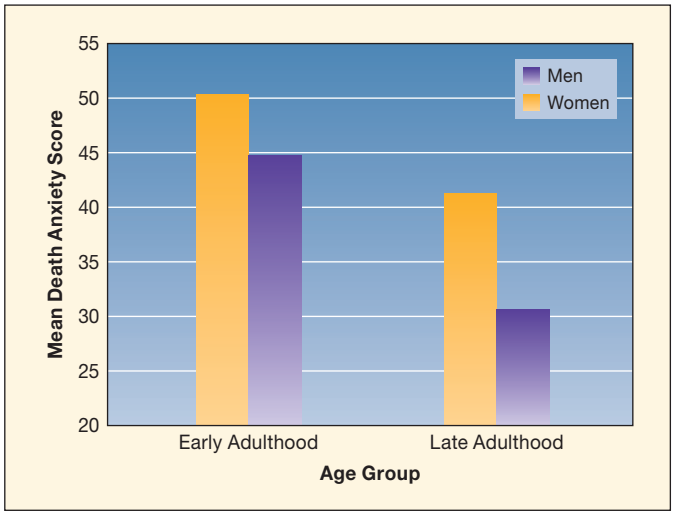

FIGURE 19.1 Relationship of age and gender to death anxiety. In this study comparing young and older adults, death anxiety declined with age. Women expressed greater fear of death than men. Many other studies show similar findings. (Adapted from Tomer, Eliason, & Smith, 2000.)

Regardless of age, in both Eastern and Western cultures, women appear more anxious about death than men do (refer again to Figure 19.1) (Madnawat & Kachhawa, 2007; Tomer, Eliason, & Smith, 2000). Women may be more likely to admit and men more likely to avoid troubled feelings about mortality—an explanation consistent with females' greater emotional expressiveness throughout the lifespan. Furthermore, in one study, women showed a temporary rise in death anxiety in their early fifties not seen in men (Russac et al., 2007). Perhaps menopause, in marking the end of reproductive capacity, provides women with a stark reminder of their mortality.

Experiencing some anxiety about death is normal and adaptive. But like other fears, very intense death anxiety can undermine effective adjustment. Although physical health in adulthood is not related to death anxiety, mental health clearly is. In cultures as different as China and the United States, people who are depressed or generally anxious are likely to have more severe death concerns (Neimeyer & Van Brunt, 1995; Wu, Tang, & Kwok, 2002). In contrast, people who are good at inhibition (keeping their minds from straying to irrelevant thoughts) and at emotional self-regulation report less death anxiety (Gailliot, Schmeichel, & Baumeister, 2006). They are better able to manage their concerns about death.

Death anxiety is largely limited to adolescence and adulthood. Children rarely display it unless they live in high-crime neighborhoods or war-torn areas where they are in constant danger (see the Cultural Influences box on the impact of ethnic and political violence on children on page 533 in Chapter 10). Terminally ill children are also at risk for high death anxiety. Compared with other same-age patients, children with cancer express more destructive thoughts and negative feelings about death (Malone, 1982). For those whose parents make the mistake of not telling them they are going to die, loneliness and death anxiety can be extreme (O'Halloran & Altmaier, 1996).

MICHEL PORRO/GETTY IMAGES

Death anxiety declines in old age, and this 81-year-old from the Netherlands seems to have very little! She had this coffin made to serve as a bookshelf because, she said, "It's a waste to use a coffin just for burial." The pillow on the top will support her head after she dies.

ASK YOURSELF

REVIEW Explain why older adults think and talk more about death than do younger people but feel less anxious about it.

CONNECT How do advances in cognition contribute to adolescents' concepts of death? (Refer to Chapter 11, pages 382–383 and 386–387.)

APPLY When 4-year-old Chloe's aunt died, Chloe asked, "Where's Aunt Susie?" Her mother explained, "Aunt Susie is taking a long, peaceful sleep." For the next two weeks, Chloe refused to go to bed, and, when finally coaxed into her room, lay awake for hours. What is the likely reason for Chloe's behavior? What might be a better way of answering her question?

REFLECT Ask members of earlier generations in your family about their childhood experiences with death. Compare these to your own experiences. What differences did you find, and how would you explain them?

Thinking and Emotions of Dying People

In the year before her death, Sofie did everything possible to surmount her illness. In between treatments to control the cancer, she tested her strength. She continued to teach high school, traveled to visit her children, cultivated a garden, and took weekend excursions with Philip. Hope pervaded Sofie's approach to her deadly condition, and she spoke often about the disease—so much so that her friends wondered how she could confront it so directly.

As Sofie deteriorated physically, she moved in and out of various mental and emotional states. She was frustrated, and at times angry and depressed, about her inability to keep on fighting. I recall her lamenting anxiously on a day when she was in pain, "I'm sick, so very sick! I'm trying so hard, but I can't keep on." Once she asked when my husband and I, who were newly married, would have children. "If only I could live long enough to hold them in my arms!" she cried. In the last week, she appeared tired but free of struggle. Occasionally, she spoke of her love for us and commented on the beauty of the hills outside her window. But mostly, she looked and listened, rather than actively participating in conversation. One afternoon, she fell permanently unconscious.

Do Stages of Dying Exist?

As dying people move closer to death, are their reactions predictable? Do they go through a series of changes that are the same for everyone, or are their thoughts and feelings unique?

Kübler-Ross's Theory. Although her theory has been heavily criticized, Elisabeth Kübler-Ross (1969) is credited with awakening society's sensitivity to the psychological needs of dying patients. From interviews with over 200 terminally ill people, she devised a theory of five typical responses—initially proposed as stages—to the prospect of death and the ordeal of dying:

- *Denial.* On learning of the terminal illness, the person denies its seriousness—refusing to accept the diagnosis, avoiding discussions with doctors and family members—to escape from the prospect of death. While the patient still feels reasonably well, denial is self-protective, allowing the individual to deal with the illness at his or her own pace. Most people move in and out of denial, making great plans one day and, the next, acknowledging that death is near (Rousseau, 2000). Although denial can reduce emotional distress, enabling patients to absorb the news while addressing unfinished life tasks, Kübler-Ross recommends that family members and health professionals not prolong denial by distorting the truth about the person's condition. In doing so, they prevent the dying person from adjusting to impending death and hinder necessary arrangements—for social support, for bringing closure to relationships, and for making decisions about medical interventions.
- *Anger.* Recognition that time is short promotes anger at having to die without having had a chance to do all one wants to do. Family members and health professionals may be targets of the patient's rage, resentment, and envy. Even so, they must tolerate rather than lash out at the patient's behavior, recognizing that the underlying cause is the unfairness of death.
- *Bargaining.* Realizing the inevitability of death, the terminally ill person attempts to bargain for extra time—a deal he or she may try to strike with family members, friends, doctors, nurses, or God. The best response to these efforts to sustain hope is to listen sympathetically, as one doctor did to the pleas of a young AIDS-stricken father, whose wish was to live long enough to dance with his daughter—then 8 years old—at her wedding (Selwyn, 1996). Sometimes, bargains are altruistic acts. Tony, a 15-year-old leukemia patient, expressed to his mother:

  > I don't want to die yet. Gerry [youngest brother] is only 3 and not old enough to understand. If I could live just one more year, I could explain it to him myself and he will understand. Three is just too young. (Komp, 1996, pp. 69–70)

  Although many dying patients' bargains are unrealistic and impossible to fulfill, Tony lived for exactly one year—a gift to those who survived him.
- *Depression.* When denial, anger, and bargaining fail to postpone the illness, the person becomes depressed about the loss of his or her life—a response that intensifies suffering. Unfortunately, many experiences associated with dying, including physical and mental deterioration, pain, lack of control, certain medications, and being hooked to machines, contribute to despondency. Compassionate medical and psychological treatment, aimed at clarifying and alleviating the patients concerns, can limit hopelessness and despair.
- *Acceptance.* Most people who reach acceptance, a state of peace and quiet about upcoming death, do so only in the last weeks or days. The weakened patient yields to death, disengaging from all but a few family members, friends, and caregivers. Some dying people, in an attempt to pull away from all they have loved, withdraw into themselves for long periods of time. "I'm getting my mental and emotional house in order," one patient explained (Samarel, 1995, p. 101).

Evaluation of Kübler-Ross's Theory. Kübler-Ross cautioned that her five stages should not be viewed as a fixed sequence and that not all people display each response. But her use of the term *stages* has made it easy for her theory to be interpreted simplistically, as the series of steps a "normal" dying person follows. Some health professionals, unaware of diversity in dying experiences, have insensitively tried to push patients through Kübler-Ross's sequence. And caregivers, through callousness or ignorance, can too easily dismiss a dying patient's legitimate complaints about treatment as "just what you would expect in Stage 2" (Corr & Corr, 2013; Kastenbaum, 2012).

Research confirms that, in line with Kübler-Ross's observations, dying people are more likely to display denial after learning of their condition and acceptance shortly before death (Kalish, 1985). But rather than stages, the five reactions Kübler-Ross observed are best viewed as coping strategies that anyone may call on in the face of threat. Furthermore, dying people react in many additional ways—for example, through efforts to conquer the disease, as Sofie displayed; through an overwhelming need to control what happens to their bodies during the dying process; through acts of generosity and caring, as seen in Tony's concern for his 3-year-old brother, Gerry; and through shifting their focus to living in a fulfilling way—"seizing the day" because so little time is left (Silverman, 2004; Wright, 2003).

As these examples suggest, the most serious drawback to Kübler-Ross's theory is that it looks at dying patients' thoughts and feelings outside the contexts that give them meaning. As we will see next, people's adaptations to impending death can be understood only in relation to the multidimensional influences that have contributed to their life course and that also shape this final phase.

Contextual Influences on Adaptations to Dying

From the moment of her diagnosis, Sofie spent little time denying the deadliness of her disease. Instead, she met it head on, just as she had dealt with other challenges of life. Her impassioned plea to hold her grandchildren in her arms was

© PITTSBURGH POST-GAZETTE, 2009. ALL RIGHTS RESERVED. REPRINTED WITH PERMISSION.

On September 18, 2007, Carnegie Mellon University computer science professor Randy Pausch, diagnosed with pancreatic cancer, gave his final lecture to a packed house. His message, which focused on achieving one's childhood dreams and enabling the dreams of others, can be viewed at *www.cmu.edu/homepage/multimedia/randy-pausch-lecture.shtml.* He died nine months later, at age 47, having approached his death in a way that suited his pattern of living and deepest values.

less a bargain with fate than an expression of profound defeat that on the threshold of late adulthood, she would not live to enjoy its rewards. At the end, her quiet, withdrawn demeanor was probably resignation, not acceptance. All her life, she had been a person with a fighting spirit, unwilling to give in to challenge.

According to recent theorists, a single strategy, such as acceptance, is not best for every dying patient. Rather, an **appropriate death** is one that makes sense in terms of the individual's pattern of living and values and, at the same time, preserves or restores significant relationships and is as free of suffering as possible (Worden, 2000). When asked about a "good death," most patients are clear about what, ideally, they would like to happen. They mention the following goals:

- Maintaining a sense of identity, or inner continuity with one's past
- Clarifying the meaning of one's life and death
- Maintaining and enhancing relationships
- Achieving a sense of control over the time that remains
- Confronting and preparing for death (Goldsteen et al., 2006; Kleespies, 2004; Proulx & Jacelon, 2004)

Research reveals that biological, psychological, and social and cultural forces affect people's coping with dying and, therefore, the extent to which they attain these goals. Let's look at some important influences on how people fare.

Nature of the Disease. The course of the illness and its symptoms affect the dying person's reactions. For example, the extended nature of Sofie's illness and her doctor's initial optimism about achieving a remission undoubtedly contributed to her attempts to try to conquer the disease. During the final month, when cancer had spread to Sofie's lungs and she could not catch her breath, she was agitated and fearful until oxygen and medication relieved her uncertainty about being able to breathe. In contrast, Nicholas's weakened heart and failing kidneys so depleted his strength that he responded only with passivity.

Because of the toll of the disease, about one-third of cancer patients experience severe depression—reactions distinct from the sadness, grief, and worry that typically accompany the dying process. Profound depression amplifies pain, impairs the immune response, interferes with the patient's capacity for pleasure, meaning, and connection, and is associated with poorer survival (Satin, Linden, & Phillips, 2009; Williams & Dale, 2006). It therefore requires immediate treatment. Among the most successful approaches are meaning-focused life review (see page 606 in Chapter 18), medical control of pain, and advance care planning with the patient that ensures that his or her end-of-life wishes are known and respected (Rosenstein, 2011).

Personality and Coping Style. Understanding the way individuals view stressful life events and have coped with them in the past helps us appreciate the way they manage the dying process. In a study in which terminally ill patients discussed their images of dying, responses varied greatly. For example,

- Beth regarded *dying as imprisonment:* "I felt like the clock started ticking . . . like the future has suddenly been taken. . . . In a way, I feel like I'm already dead."
- To Faith, dying was *a mandate to live ever more fully:* "I have a saying: . . . 'You're not ready to live until you're ready to die.' . . . It never meant much to me until I . . . looked death in the eye, and now I'm living. . . . This life is a lot better than the one before."
- Dawn viewed dying as *part of life's journey:* "I learned all about my disease. . . . I would read, read, read. . . . I wanted to know as much as I can about it, and I don't think hiding . . . behind the door . . . could help me at all. And, I realized for the first time in my life—*really, really, really realized* that I could handle anything."
- Patty approached dying as *an experience to be transformed* so as to make it more bearable: "I am an avid, rabid fan of *Star Trek,* a trekkie like there never has been. . . . I watch it to the point that I've memorized it. . . . [In my mind, I play the various characters so] I'm not [always] thinking about cancer or dying. . . . I think that's how I get through it." (Wright, 2003, pp. 442–444, 447)

Each patient's view of dying helps explain her responses to worsening illness. Poorly adjusted individuals—those with conflict-ridden relationships and many disappointments in life—are usually more distressed (Kastenbaum, 2012).

Family Members' and Health Professionals' Behavior. Earlier we noted that a candid approach, in which everyone close to and caring for the dying person acknowledges

© ED KASHI/CORBIS

A doctor listens patiently to the concerns of a terminally ill 94-year-old. Through sensitive, open communication, health professionals help dying people prepare for death by bringing relationships to closure, reflecting on life, and dealing with fears and regrets.

the terminal illness, is best. Yet this also introduces the burden of participating in the work of dying with the patient—bringing relationships to closure, reflecting on life, and dealing with fears and regrets.

People who find it hard to engage in these tasks may pretend that the disease is not as bad as it is. In patients inclined toward denial, a "game" can be set in motion in which participants are aware that the patient is dying but act as though it were not so. Though this game softens psychological pain for the moment, it makes dying much more difficult. Besides impeding communication, it frequently leads to futile medical interventions, in which the patient has little understanding of what is happening and is subjected to great physical and emotional suffering. One attending physician provided this account of a cancer patient's death:

> The problem was that she had a young husband and parents who were pretty much in complete denial. We were trying to be aggressive up to the end. To the point that we actually hung a new form of chemotherapy about four hours before she died, even though everybody knew except her immediate family that she was going to die within the next four to eight hours. (Jackson et al., 2005, p. 653)

At other times, the patient suspects what he or she has not been told. In one instance, a terminally ill child flew into a rage because his doctor and a nurse spoke to him in ways that denied the fact that he would not grow up. Trying to get the child to cooperate with a medical procedure, the doctor said,

> "I thought you would understand, Sandy. You told me once you wanted to be a doctor."
>
> He screamed back, "I'm not going to be anything!" and threw an empty syringe at her.
>
> The nurse standing nearby asked, "What are you going to be?"
>
> "A ghost," said Sandy, and turned away from them. (Bluebond-Langner, 1977, p. 59)

The behavior of health professionals impeded Sandy's efforts to form a realistic time perspective and intensified his anger at the injustice of his premature death.

When doctors do want to inform patients of their prognosis, they may encounter resistance, especially within certain ethnic groups. Withholding information is common in Southern and Eastern Europe, Central and South America, much of Asia, and the Middle East. Japanese terminally ill cancer patients are seldom told the truth about their condition, partly because dying disrupts important interdependent relationships (Yamamoto, 2004). Many Mexican Americans and Korean Americans believe that informing patients is wrong and will hasten death (Blackhall et al., 1995, 2001). In these instances, providing information is complex. When a family insists that a patient not be told, the doctor can first offer information to the patient and then, if the patient refuses, ask who should receive information and make health-care decisions (Zane & Yeh, 2002). The patient's preference can be honored and reassessed at regular intervals.

Care of the terminally ill is demanding and stressful. Nurses who respond effectively to the psychological needs of dying patients and their families benefit from inservice training aimed at strengthening interpersonal skills, day-to-day mutual support among staff, and development of a personal philosophy of living and dying (Efstathiou & Clifford, 2011; Hebert, Moore, & Rooney, 2011; Morris, 2011. Extensive experience working with dying patients in a sensitive, supportive environment is associated with low death anxiety, perhaps because such caregivers observe their patients' distress decline and, thus, gradually learn that their own previous fears are less founded (Bluck et al., 2008; Peters et al., 2013).

Social support from family members also affects adaptation to dying. Dying patients who feel they have much unfinished business to attend to are more anxious about impending death. But family contact reduces their sense of urgency to prolong life (Mutran et al., 1997; Zimmerman, 2012). Perhaps it permits patients to work through at least some incomplete tasks.

Effective communication with the dying person is honest, fostering a trusting relationship, yet also oriented toward maintaining hope. Many dying patients move through a hope trajectory—at first, hope for a cure; later, hope for prolonging life; and finally, hope for a peaceful death with as few burdens as possible (Fanslow, 1981). Once patients near death stop expressing hope, those close to them must accept this. Family members who find letting go very difficult may benefit from expert guidance. Applying What We Know on page 650 offers suggestions for communicating with the dying.

Spirituality, Religion, and Culture. Earlier we noted that a sense of spirituality reduces fear of death. Research indicates that this is as true for the dying as for people in general.

Applying What We Know

Communicating with Dying People

Suggestion	Description
Be truthful about the diagnosis and course of the disease.	Be honest about what the future is likely to hold, thereby permitting the dying person to bring closure to his or her life by expressing sentiments and wishes and participating in decisions about treatment.
Listen perceptively and acknowledge feelings.	Be truly present, focusing full attention on what the dying person has to say and accepting the patient's feelings. Patients who sense another's presence and concern are more likely to relax physically and emotionally and express themselves.
Maintain realistic hope.	Assist the dying person in maintaining hope by encouraging him or her to focus on a realistic goal that might yet be achieved—for example, resolution of a troubled relationship or special moments with a loved one. Knowing the dying person's hope, family members and health professionals can often help fulfill it.
Assist in the final transition.	Assure the dying person that he or she is not alone, offering a sympathetic touch, a caring thought, or just a calm presence. Some patients who struggle may benefit from being given permission to die—the message that giving up and letting go is all right.

Source: Lugton, 2002.

Terminally ill patients who score higher in spiritual well-being (belief in life's meaning) experience less end-of-life despair (desire for a hastened death and suicidal thoughts) (McClain, Rosenfeld, & Breitbard, 2003; McClain-Jacobson et al., 2004). As one experienced nurse commented,

> At the end, those [patients] with a faith—it doesn't really matter in what, but a faith in something—find it easier. Not always, but as a rule. I've seen people with faith panic and I've seen those without faith accept it [death]. But, as a rule, it's much easier for those with faith. (Samarel, 1991, pp. 64–65)

Vastly different cultural beliefs, guided by religious ideas, also shape people's dying experiences:

- Buddhism, widely practiced in China, India, and Southeast Asia, fosters acceptance of death. By reading sutras (teachings of Buddha) to the dying person to calm the mind and emphasizing that dying leads to rebirth in a heaven of peace and relaxation, Buddhists believe that it is possible to reach Nirvana, a state beyond the world of suffering (Kubotera, 2004; Yeung, 1996).
- In many Native-American groups, death is met with stoic self-control, an approach taught at an early age through stories that emphasize a circular, rather than linear, relationship between life and death and the importance of making way for others (Cox, 2002).
- For African Americans, a dying loved one signals a crisis that unites family members in caregiving (Crawley et al., 2000; Jenkins et al., 2005). The terminally ill person remains an active and vital force within the family until he or she can no longer carry out this role—an attitude of respect that undoubtedly eases the dying process.
- Among the Maori of New Zealand, relatives and friends gather around the dying person to give spiritual strength and comfort. Older adults, clergy, and other experts in tribal customs conduct a *karakia* ceremony, in which they recite prayers asking for peace, mercy, and guidance from the creator. After the ceremony, the patient is encouraged to discuss important matters with those closest to her—giving away of personal belongings, directions for interment, and completion of other unfinished tasks (Ngata, 2004).

In sum, dying prompts a multitude of thoughts, emotions, and coping strategies. Which ones are emphasized depends on a wide array of contextual influences. A vital assumption of the lifespan perspective—that development is multidimensional and multidirectional—is just as relevant to this final phase as to each earlier period.

A Place to Die

Whereas in the past most deaths occurred at home, in the United States today about 40 percent take place in hospitals and another 20 percent in long-term care facilities, mostly nursing homes (Centers for Disease Control and Prevention, 2013). In the large, impersonal hospital environment, meeting the human needs of dying patients and their families is secondary, not because professionals lack concern, but because the work to be done focuses on saving lives. A dying patient represents a failure.

In the 1960s, a death awareness movement arose as a reaction to hospitals' death-avoiding practices—attachment of complicated machinery to patients with no chance of survival and avoidance of communication with dying patients. This movement soon led to medical care better suited to the needs of dying people and also to hospice programs, which have spread to many countries in the industrialized world. Let's visit each of these settings for dying.

Home

Had Sofie and Nicholas been asked where they wanted to die, undoubtedly each would have responded, "At home"—the preference of 80 to 90 percent of Americans (NHPCO, 2005; O'Connor, 2003). The reason is clear: The home offers an atmosphere of intimacy and loving care in which the terminally ill person is unlikely to feel abandoned or humiliated by physical decline or dependence on others.

However, only about one-fourth of Americans experience home death (Centers for Disease Control and Prevention, 2013). And it is important not to romanticize dying at home. Because of dramatic improvements in medicine, dying people tend to be sicker or much older than in the past. Consequently, their bodies may be extremely frail, making ordinary activities—eating, sleeping, taking a pill, toileting, and bathing—major ordeals for informal caregivers (Singer et al., 2005). Health problems of aging spouses, work and other responsibilities of family members, and the physical, psychological, and financial strain of providing home care can make it difficult to honor a terminally ill person's wish to die at home.

For many people, the chance to be with the dying person until the very end is a rewarding tradeoff for the high demands of caregiving. But to make dying at home feasible, adequate support for the caregiver is essential (Karlsson & Berggren, 2011; Newbury, 2011). A specially trained home health aide is usually necessary—a service (as we will see shortly) that hospice programs have made more accessible. Still, when family relationships are conflict-ridden, a dying patient introduces additional family strains and is subjected to increased distress, negating the benefits of home death. Furthermore, even with professional help, most homes are poorly equipped to handle the medical and comfort-care needs of the dying. Hospital-based equipment and technical support often must be transported to the home.

For all these reasons, older adults—although they view home as their ideal place to die—express concerns about quality of care, about burdening family and friends, and about the need for adult children to engage in unduly intimate caregiving tasks (Gott et al., 2004). And 10 months after a home death, family members continue to report more psychological stress than do family members whose loved one died elsewhere (Addington-Hall, 2000).

Hospital

Hospital dying takes many forms. Each is affected by the physical state of the dying person, the hospital unit in which it takes place, and the goal and quality of care.

Sudden deaths, due to injury or critical illness, typically occur in emergency rooms. Doctors and nurses must evaluate the problem and take action quickly. Little time is available for contact with family members. When staff break the news of death in a sympathetic manner and provide explanations, family members are grateful. Otherwise, feelings of anger, frustration, and confusion can add to their grief (Walsh & McGoldrick, 2004). Crisis intervention services are needed to help survivors cope with sudden death.

© MARK RICHARDS/PHOTOEDIT

Dying in intensive care is a depersonalizing experience unique to technologically sophisticated societies. In such settings, medical responses supersede privacy and communication with patient and family.

Nicholas died on an intensive care ward focused on preventing death in patients whose condition can worsen quickly. Privacy and communication with the family were secondary to monitoring his condition. To prevent disruption of nurses' activities, Giselle and Sasha could be at Nicholas's side only at scheduled times. Dying in intensive care—an experience unique to technologically sophisticated societies—is especially depersonalizing for patients like Nicholas, who linger between life and death while hooked to machines often for months.

Cancer patients, who account for most cases of prolonged dying, typically die in general or specialized cancer care hospital units. When hospitalized for a long time, they reach out for help with physical and emotional needs, too often with mixed success. In these hospital settings, as in intensive care, a conflict of values is apparent (Costello, 2006). The tasks associated with dying must be performed efficiently so that all patients can be served and health professionals are not drained emotionally by repeated attachments and separations.

Although hospital comprehensive treatment programs aimed at easing physical, emotional, and spiritual suffering at the end of life have increased steadily over the past decade, one-third of hospitals still do not have them (Center to Advance Palliative Care, 2012). And because just 16 percent of U.S. and Canadian medical schools offer even a single pain-focused course (usually an elective), few doctors and nurses are specially trained in managing pain in chronically ill and dying people (Mezei & Murinson, 2011). At present, many people die in painful, frightening, and depersonalizing hospital conditions, without their wishes being met.

Nursing Home

Though deaths in U.S. nursing homes—mostly elderly patients—are common, care emphasizes rehabilitation rather than high-quality terminal care. Too often, residents' end-of-life preferences are not gathered and recorded in medical records. The few studies that have addressed what it is like to die in nursing homes concur that many patients suffer from inattention to their emotional and spiritual needs and from high levels of untreated pain (Massachusetts Expert Panel on End of Life Care, 2010).

In one investigation, researchers conducted in-depth interviews with a nationally representative sample of nearly 600 family members whose loved one had spent at least 48 hours of the final month of life in a nursing home. Respondents frequently mentioned unsatisfactory physical care of the dying patient, difficulty obtaining basic information from staff members on the patient's condition, staff members' lack of compassion and attentiveness to the patient's medical deterioration, and physicians who were "missing in action"—rarely seen in the nursing home (Wetle et al., 2005; Shield et al., 2010). Relatives often felt the need to advocate for their dying relative, though their efforts met with limited success—circumstances that greatly increased both patient and family distress.

The hospice approach—which we consider next—aims to reduce profound caregiving failures in hospitals and nursing homes. When combined with hospice, nursing home care of the dying improves greatly in pain management, emotional and spiritual support, and family satisfaction. But referrals of dying nursing-home residents to hospice, though increasing, are often not made—or made too late to be useful (Zheng et al., 2012).

The Hospice Approach

In medieval times, a *hospice* was a place where travelers could find rest and shelter. In the nineteenth and twentieth centuries, the word referred to homes for dying patients. Today, **hospice** is not a place but a comprehensive program of support services for terminally ill people and their families. It aims to provide a caring community sensitive to the dying person's needs so patients and family members can prepare for death in ways that are satisfying to them. Quality of life is central to the hospice approach, which includes these main features:

- The patient and family as a unit of care
- Emphasis on meeting the patient's physical, emotional, social, and spiritual needs, including controlling pain, retaining dignity and self-worth, and feeling cared for and loved
- Care provided by an interdisciplinary team: a doctor, a nurse or home health aide, a chaplain, a counselor or social worker, and a trained volunteer
- The patient kept at home or in an inpatient setting with a homelike atmosphere where coordination of care is possible
- Focus on protecting the quality of remaining life with **palliative,** or **comfort, care** that relieves pain and other symptoms (nausea, breathing difficulties, insomnia, and depression) rather than prolonging life
- In addition to regularly scheduled home care visits, on-call services available 24 hours a day, 7 days a week
- Follow-up bereavement services offered to families in the year after a death

REUTERS/LUCY NICHOLSON/LANDOV

A son and his dying mother share recollections as he shows her a photograph of her long-ago graduation. By creating opportunities for unpressured closeness and connection, hospice care enhances dying patients' quality of life rather than extending life.

Because hospice care is a philosophy, not a facility, it can be applied in diverse ways. In Great Britain, care in a special hospice inpatient unit, sometimes associated with a hospital, is typical. In the United States, home care has been emphasized: About 42 percent of hospice patients die in their own home, 26 percent in a hospice inpatient unit, 18 percent in a nursing home, 7 percent in another type of residential setting, and 7 percent in a typical hospital room (NHPCO, 2012).

But hospice programs everywhere have expanded to include a continuum of care, from home to inpatient options, including hospitals and nursing homes. Central to the hospice approach is that the dying person and his or her family be offered choices that guarantee an appropriate death. Some programs offer hospice day care, which enables caregivers to continue working or be relieved of the stresses of long-term care (Kernohan et al., 2006). Contact with others facing terminal illness is a supportive byproduct of many hospice arrangements. And to find out about a comforting musical intervention for patients near death, consult the Biology and Environment box on the following page.

LOOK AND LISTEN

Contact a nearby hospice program, and find out about the varied ways it delivers comprehensive services to meet the needs of dying patients and their families. ●

Biology and Environment

Music as Palliative Care for Dying Patients

When Peter visits 82-year-old Stuart to play the harp, Stuart reports being transported to an idyllic place with water, children, and trees—far from the lung tumors that will soon take his life. "When Peter plays for me, . . . I am no longer frightened," Stuart says.

Peter is a specialist in *music thanatology,* an emerging specialty in music therapy that focuses on providing palliative care to the dying through music. He uses his harp, and sometimes his voice, to induce calm and give solace to the dying, their families, and their caregivers. Peter applies music systematically—matching it to each patient's breathing patterns and other responses, delivering different sounds to uplift or comfort, depending on his assessment of the patient's moment-by-moment needs.

Chaplains and counselors informally report that after music vigils, patients' conversations indicate that they more easily come to terms with their own death (Fyfe, 2006). And in a study of 65 dying patients in which pre- and post-intervention physiological measures were compared, music vigils averaging an hour in length resulted in decreased agitation and wakefulness and slower, deeper, less effortful breathing (Freeman et al., 2006). These physiological benefits extended to patients who, on the basis of their behavior, were clearly in pain.

Why is music effective in easing the distress of those who are dying? In patients close to death, hearing typically functions longer than other senses. Thus, responsiveness to music may persist until the individual's final moments. Besides reducing anxiety, music can, in some instances, enhance the effects of medication administered to control pain (Starr, 1999). For these reasons, music vigils may be an especially effective end-of-life therapy.

LYNN JOHNSON. *A SONG FOR THE DYING.* 1994. LYNN JOHNSON COLLECTION. MAHN CENTER FOR ARCHIVES AND SPECIAL COLLECTIONS, OHIO UNIVERSITY LIBRARIES.

Music thanatology focuses on providing palliative care for the dying through music. This practitioner uses her harp, and sometimes her voice, to induce calm and provide solace.

Currently, the United States has over 5,300 hospice programs serving approximately 1.6 million terminally ill patients annually. About 38 percent of hospice patients have cancer. The top noncancer diagnoses are extreme frailty in the elderly (14 percent), dementia (13 percent), heart disease (11 percent), and lung disease (9 percent) (NHPCO, 2012). Because hospice care is a cost-effective alternative to expensive life-saving treatments, U.S. government health-care benefits (Medicare and Medicaid) cover it, as do most private insurance plans. In addition, community and foundation contributions allow many hospices to provide free services to uninsured patients who cannot pay (Hospice Foundation of America, 2013). Consequently hospice is affordable for most dying patients and their families. Hospices also serve dying children—a tragedy so devastating that social support and bereavement intervention are vital.

Besides reducing patient physical suffering, hospice contributes to improved family functioning. The majority of patients and families report high satisfaction with quality of care and pain management, enhanced sense of social support, and (in the case of home hospice) increased ability to sustain patient care at home (Candy et al., 2011). In one study, family members experiencing hospice scored higher than nonhospice family members in psychological well-being one to two years after their loved one's death (Ragow-O'Brien, Hayslip, & Guarnaccia, 2000).

As a long-range goal, hospice organizations are striving for broader acceptance of their patient- and family-centered approach. Culturally sensitive approaches are needed to reach more ethnic minority patients, who are far less likely than white patients to participate in hospice (NHPCO, 2012). Canada has a Web-based hospice outreach service, the Canadian Virtual Hospice *(www.virtualhospice.ca),* to support patients, families, and care providers—whether or not they are part of a hospice program—with information, resources, and connections to others with similar concerns.

In developing countries, where millions die of cancer and other devastating illnesses each year, community-based teams working under a nurse's supervision sometimes deliver palliative care. But they face many obstacles, including lack of funding, pain-relieving drugs, and professional and public education about hospice. As a result, they are small "islands of excellence," accessible to only a few families (Ddungu, 2011).

ASK YOURSELF

REVIEW Why is the stage notion an inaccurate account of dying patients' mental and emotional reactions?

CONNECT Reread the description of Sofie's mental and emotional reactions to dying on pages 646–647. Then review the story of Sofie's life on pages 3–4 in Chapter 1. How were Sofie's responses consistent with her personality and lifelong style of coping with adversity?

APPLY When 5-year-old Timmy's kidney failure was diagnosed as terminal, his parents could not accept the tragic news. Their hospital visits became shorter, and they evaded his anxious questions. Eventually, Timmy blamed himself. He died with little physical pain, but alone, and his parents suffered prolonged guilt. How could hospice care have helped Timmy and his family?

REFLECT If you were terminally ill, where would you want to die? Explain.

The Right to Die

In 1976, the parents of Karen Ann Quinlan, a young woman who had fallen into an irreversible coma after taking drugs at a party, sued to have her respirator turned off. The New Jersey Supreme Court, invoking Karen's right to privacy and her parents' power as guardians, complied with this request. Although Karen was expected to die quickly, she breathed independently, continued to be fed intravenously, and lived another 10 years in a persistent vegetative state.

In 1990, 26-year-old Terri Schiavo's heart stopped briefly, temporarily cutting off oxygen to her brain. Like Karen, Terri lay in a persistent vegetative state. Her husband and guardian, Michael, claimed that she had earlier told him she would not want to be kept alive artificially, but Terri's parents disagreed. In 1998, the Florida Circuit Court granted Michael's petition to have Terri's feeding tube removed. In 2001, after her parents had exhausted their appeals, the tube was taken out. But on the basis of contradictory medical testimony, Terri's parents convinced a circuit court judge to order the feeding tube reinserted, and the legal wrangling continued. In 2002, Michael won a second judgment to remove the tube.

By that time, publicity over the case and its central question—who should make end-of-life decisions when the patient's wishes are unclear—had made Terri a political issue. In 2003, the Florida legislature passed a law allowing the governor to stay the circuit court's order to keep Terri alive, but on appeal, the law was declared unconstitutional. In 2005, the U.S. Congress entered the fray, passing a bill that transferred Terri's fate to the U.S. District Court. When the judge refused to intervene, the feeding tube was removed for a third time. In 2005—15 years after losing consciousness—Terri Schiavo died. The autopsy confirmed the original persistent vegetative state diagnosis: Her brain was half normal size.

Before the 1950s, the right to die was of little concern because medical science could do little to extend the lives of terminally ill patients. Today, medical advances mean that the same procedures that preserve life can prolong inevitable death, diminishing both quality of life and personal dignity.

The Quinlan and Schiavo cases—and others like them—have brought right-to-die issues to the forefront of public attention. Today, all U.S. states have laws that honor patients' wishes concerning withdrawal of treatment in cases of terminal illness and, sometimes, in cases of a persistent vegetative state. But no uniform right-to-die policy exists, and heated controversy persists over how to handle the diverse circumstances in which patients and family members make requests.

Euthanasia is the practice of ending the life of a person suffering from an incurable condition. Its various forms are summarized in Table 19.1. As we will see, public acceptance of euthanasia is high, except when it involves ending the life of an anguished, terminally ill patient without his or her expressed permission.

Passive Euthanasia

In **passive euthanasia,** life-sustaining treatment is withheld or withdrawn, permitting a patient to die naturally. ***TAKE A MOMENT...*** Do you think Terri Schiavo should have been allowed to die sooner? Was it right for Nicholas's doctors to turn off his respirator at Giselle's request? When an Alzheimer's victim has lost all awareness and bodily functions, should life support be withheld?

TABLE 19.1 Forms of Euthanasia

FORM	DESCRIPTION
Passive euthanasia	At the patient's request, the doctor withholds or withdraws treatment, thereby permitting the patient to die naturally. For example, the doctor does not perform surgery or administer medication that could prolong life, or the doctor turns off the respirator of a patient who cannot breathe independently.
Voluntary active euthanasia	The doctor ends a suffering patient's life at the patient's request. For example, the doctor administers a lethal dose of drugs.
Assisted suicide	The doctor helps a suffering patient take his or her own life. For example, the doctor enables the patient to swallow or inject a lethal dose of drugs.
Involuntary active euthanasia	The doctor ends a suffering patient's life without the patient's permission. For example, without obtaining the patient's consent, the doctor administers a lethal dose of drugs.

FIGURE 19.2 Example of a living will. This document is legal in the State of Illinois. Each person completing a living will should use a form specific to the U.S. state or Canadian province in which he or she resides because laws vary widely. (Courtesy of Office of the Attorney General, State of Illinois.)

LIVING WILL

THIS DECLARATION is made this _____ day of _____, 20 ____ .

I, _____, being of sound mind, willfully and voluntarily make known my desires that my moment of death shall not be artificially postponed. If at any time I should have an incurable and irreversible injury, disease, or illness judged to be a terminal condition by my attending physician who has personally examined me and has determined that my death is imminent except for death delaying procedures, I direct that such procedures which would only prolong the dying process be withheld or withdrawn, and that I be permitted to die naturally with only the administration of medication, sustenance, or the performance of any medical procedure deemed necessary by my attending physician to provide me with comfort care.

In the absence of my ability to give directions regarding the use of such death delaying procedures, it is my intention that this declaration shall be honored by my family and physician as the final expression of my legal right to refuse medical or surgical treatment and accept the consequences from such refusal.

Signed: _____

City, County and State of Residence: _____

_____

_____

The declarant is personally known to me and I believe him or her to be of sound mind. I saw the declarant sign the declaration in my presence (or the declarant acknowledged in my presence that he or she had signed the declaration) and I signed the declaration as a witness in the presence of the declarant. At the date of this instrument, I am not entitled to any portion of the estate of the declarant according to the laws of intestate succession or, to the best of my knowledge and belief, under any will of declarant or other instrument taking effect at declarant's death, or directly financially responsible for declarant's medical care.

Witness: _____

Witness: _____

In recent polls, more 70 percent of U.S. adults and 95 percent of physicians supported the right of patients or family members to end treatment when there is no hope of recovery (Curlin et al., 2008; Pew Research Center, 2006). In 1986, the American Medical Association endorsed withdrawing all forms of treatment from the terminally ill when death is imminent and from those in a permanent vegetative state. Consequently, passive euthanasia is widely practiced as part of ordinary medical procedure, in which doctors exercise professional judgment.

Still, a minority of citizens oppose passive euthanasia. Religious denomination has surprisingly little effect on people's opinions. For example, most Catholics hold favorable views, despite slow official church acceptance because of fears that passive euthanasia might be a first step toward government-approved mercy killing. However, ethnicity makes a difference: Nearly twice as many African Americans as Caucasian Americans desire all medical means possible, regardless of the patient's condition, and African Americans more often receive life-sustaining intervention, such as feeding tubes (Haley, 2013; Johnson et al., 2008). Their reluctance to forgo treatment reflects strong cultural and religious beliefs in overcoming adversity and in the power of God to promote healing (Johnson, Elbert-Avila, & Tulsky, 2005).

Because of controversial court cases like Terri Schiavo's, some doctors and health-care institutions are unwilling to end treatment without legal protection. In the absence of national consensus on passive euthanasia, people can best ensure that their wishes will be followed by preparing an **advance medical directive**—a written statement of desired medical treatment should they become incurably ill. U.S. states recognize two types of advance directives: a *living will* and a *durable power of attorney for health care* (U.S. Living Will Registry, 2005). Sometimes these are combined into one document.

In a **living will,** people specify the treatments they do or do not want in case of a terminal illness, coma, or other near-death situation (see Figure 19.2). For example, a person might state that without reasonable expectation of recovery, he or she should not be kept alive through medical intervention of any kind. In addition, a living will sometimes specifies that pain-relieving medication be given, even though it might shorten life. In Sofie's case, her doctor administered a powerful narcotic to relieve labored breathing and quiet her fear of suffocation. The narcotic suppressed respiration, causing death to occur hours or days earlier than if the medication had not been prescribed, but without distress. Such palliative care is accepted as appropriate and ethical medical practice.

Although living wills help ensure personal control, they do not guarantee it. Recognition of living wills is usually limited to patients who are terminally ill or are otherwise expected to die shortly. Only a few U.S. states cover people in a persistent vegetative state or aging adults who linger with many chronic problems, including Alzheimer's disease, because these conditions are not classified as terminal. Even when terminally ill patients have living wills, doctors sometimes do not follow them for a variety of reasons (van Asselt, 2006). These include fear of lawsuits, their own moral beliefs, failure to inquire about patients' directives, and inaccessibility of those directives—for example, located in the family safe or family members unaware of them.

Because living wills cannot anticipate all future medical conditions and can easily be ignored, a second form of advance directive has become common. The **durable power of attorney for health care** authorizes appointment of another person (usually, though not always, a family member) to make health-care decisions on one's behalf. It generally requires only a short signed and witnessed statement like this:

> I hereby appoint [name] as my attorney-in-fact (my "agent") to act for me and in my name (in any way I could act in person) to make any and all decisions for me concerning my personal care,

BRUCE AYRES/GETTY IMAGES

This couple discusses a durable power of attorney with a hospital chaplain. This advance directive authorizes a trusted spokesperson to make health-care decisions and helps ensure that one's desires will be granted.

medical treatment, hospitalization, and health care and to require, withhold, or withdraw any type of medical treatment or procedure, even though my death may ensue. (Courtesy of Office of the Attorney General, State of Illinois)

The durable power of attorney for health care is more flexible than the living will because it permits a trusted spokesperson to confer with the doctor as medical circumstances arise. Because authority to speak for the patient is not limited to terminal illnesses, more latitude exists for dealing with unexpected situations. And in gay and lesbian and other close relationships not sanctioned by law, the durable power of attorney can ensure the partner's role in decision making and in advocating for the patient's health-care needs.

Whether or not a person supports passive euthanasia, it is important to have a living will, durable power of attorney, or both, because most deaths occur in hospitals. Yet only about 30 percent of Americans have executed such documents, perhaps because of widespread uneasiness about bringing up the topic of death, especially with relatives (Harris Interactive, 2011; Pew Research Center, 2006). The percentage with advance directives does increase with age; almost two-thirds of adults over age 65 have them. To encourage people to make decisions about potential treatment while they are able, U.S. federal law now requires that all medical facilities receiving federal funds provide information at admission about state laws and institutional policies on patients' rights and advance directives.

As happened with Karen Quinlan and Terri Schiavo, health-care professionals—unclear about a patient's intent and fearing liability—will probably decide to continue treatment regardless of cost and a person's prior oral statements. Perhaps for this reason, some U.S. states permit appointment of a health-care proxy, or substitute decision maker, if a patient failed to provide an advance medical directive while competent. Proxies are an important means of covering children and adolescents, who cannot legally execute advance medical directives.

Voluntary Active Euthanasia

In recent years, the right-to-die debate has shifted from withdrawal of treatment for the hopelessly ill to more active alternatives. In **voluntary active euthanasia,** doctors or others act directly, at a patient's request, to end suffering before a natural end to life. The practice, a form of mercy killing, is a criminal offense in most countries, including almost all U.S. states. But support for voluntary active euthanasia has grown. As Figure 19.3 shows, about 70 to 90 percent of people in Western nations approve of it (World Federation of Right to Die Societies, 2006). In these countries, religiosity has little impact on acceptance. But in Eastern European nations where most of the population is religious, such as Croatia, Poland, Romania, and Turkey, approval rates tend to be lower (Cohen et al., 2006). In the United States and other Western nations, when doctors engage in voluntary active euthanasia, judges are usually lenient, granting suspended sentences or probation—a trend reflecting rising public interest in self-determination in death as in life.

Nevertheless, attempts to legalize voluntary active euthanasia have prompted heated controversy. Supporters believe it represents the most compassionate option for terminally ill people in severe pain. Opponents stress the moral difference between "letting die" and "killing" and point out that at times, even very sick patients recover. They also argue that involving doctors in taking the lives of suffering patients may impair people's trust in health professionals. Finally, a fear exists that legalizing this practice—even when strictly monitored to make sure it does not arise out of depression, loneliness, coercion, or a desire

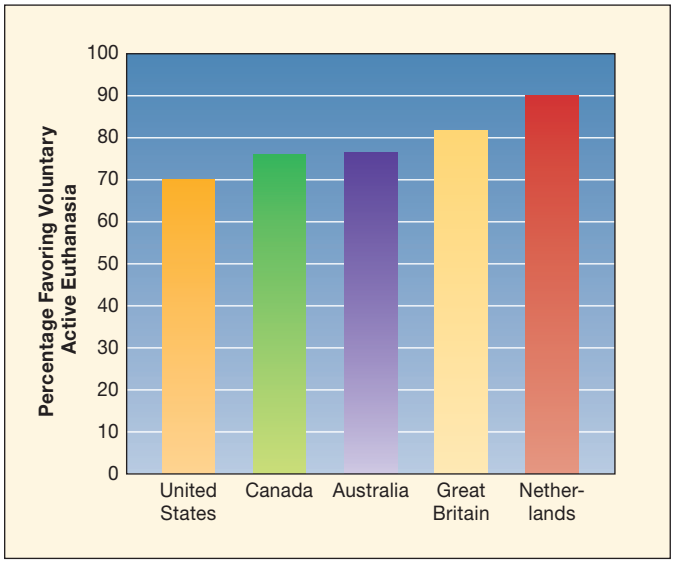

FIGURE 19.3 Public opinion favoring voluntary active euthanasia in five nations. A struggle exists between public opinion, which has increasingly favored voluntary active euthanasia over the past 30 years, and legal statutes, which prohibit it. The majority of people in Western nations believe that a hopelessly ill, suffering patient who asks for a lethal injection should be granted that request. Public support for voluntary active euthanasia is highest in the Netherlands—the only nation in the world where the practice is legal under certain conditions. (From Harris Interactive, 2011; Pew Research Center, 2006.)

Social Issues: Health

Voluntary Active Euthanasia: Lessons from Australia and the Netherlands

In 1996, Australia's Northern Territory passed legislation allowing a terminally ill patient of sound mind and suffering from pain or other distress to ask a doctor to end his or her life. Two other doctors had to agree that the patient could not be cured, and a psychiatrist had to confirm the absence of treatable depression.

In the months that followed, four deaths occurred under the Northern Territory euthanasia statute, and it was heavily criticized. The Aborigines, valuing harmony and balance with nature, regarded it as culturally inappropriate. Their leaders claimed the law would discourage Aboriginal aging adults, many of whom had experienced a lifetime of persecution at the hands of European settlers, from seeking medical care (Fleming, 2000). Others considered the law to be a national issue because patients traveled from other states to make use of it. In 1997, the Northern Territory legislation was overturned by the Australian Parliament, which claimed that assemblies do not have the right to legislate intentional killing.

The episode placed Australia at the center of the debate over euthanasia—an issue that continues to spark high passions across the country. Opponents worry about error and abuse of the practice (Fickling, 2004). Supporters emphasize compassion and the right of individuals to control the course of their own lives. June Burns, an Australian woman with bladder cancer who participated in TV ads documenting the course of her illness, responded, "If I were a dog, they would have put me down by now. I feel life is very precious and . . . I wish I could go on, but I can't and I'd like to die with dignity." Eventually, she took her own life with a lethal dose of a barbiturate, which she had kept for the purpose for nearly a decade (Voluntary Euthanasia Society of New South Wales, 2008).

For the past several decades, doctors in the Netherlands have engaged in voluntary active euthanasia without criminal prosecution. In 2002, the practice became legal under the following conditions: when physical or mental suffering is severe, with no prospect of relief; when no doubt exists about the patient's desire to die; when the patient's decision is voluntary, well-informed, and stable over time; when all other options for care have been exhausted or refused; and when another doctor has been consulted.

Over 50 percent of Dutch doctors say they perform euthanasia, most often with cancer patients. Despite safeguards, both voluntary and involuntary (without patient permission) active euthanasia have occurred. A small minority of doctors admit granting the euthanasia requests of physically healthy patients—usually older people who felt "weary of life" (Rurup et al., 2005; van Tol, Rietjens, & van der Heide, 2010). And some say they actively caused a death when a patient did not ask for it, defending their action by referring to the impossibility of treating pain, a low quality of life, or drawn-out dying in a patient near death.

Voluntary active euthanasia in the Netherlands has risen steadily over the past decade. Doctors report about 2,000 cases annually to medical examiners—nearly 2 percent of all deaths. But anonymous surveys reveal additional cases—as many as 20 percent of all such deaths—that probably were voluntary active euthanasia but were not reported. In most of these, attending doctors said that they had not perceived their act (sedation to relieve pain) as ending a life. But for some, they expressed doubts about whether they had properly followed legal standards of practice, such as ascertaining patient consent or consulting a second doctor (Onwuteaka-Philipsen et al., 2005; van der Heide et al., 2007).

The Northern Territory and Dutch examples reveal that legalizing voluntary active euthanasia can spark both the fear and the reality of death without consent. And the Dutch experience highlights the challenges of monitoring euthanasia practices. Nevertheless, terminally ill individuals in severe pain continue to plead for such laws. Probably all would agree that when doctors feel compelled to relieve suffering and honor self-determination by assisting a patient in dying, they should be subject to the most stringent professional and legal oversight possible.

© PENNY TWEEDIE/ALAMY

Australian Aboriginal peoples regard voluntary active euthanasia as contrary to the values of their culture. The natural images that permeate their artwork reflect the priority they place on harmony and balance with nature.

to diminish the burden of illness on others—could lead to a broadening of euthanasia. Initially limited to the terminally ill, it might be applied involuntarily to the frail, demented, or disabled—outcomes that most people find unacceptable and immoral.

Will legalizing voluntary active euthanasia lead us down a "slippery slope" to the killing of vulnerable people who did not ask to die? The Social Issues: Health box above presents lessons from the Australian state of the Northern Territory, where a law allowing voluntary active euthanasia was passed in 1996,

and from the Netherlands, where doctors had practiced it for years before its 2002 legalization.

Assisted Suicide

After checking Diane's blood count, Dr. Timothy Quill gently broke the news: leukemia. If she were to have any hope of survival, a strenuous course of treatment with only a 25 percent success rate would have to begin immediately. Convinced that she would suffer unspeakably from side effects and lack of control over her body, Diane chose not to undergo chemotherapy and a bone marrow transplant.

Dr. Quill made sure that Diane understood her options. As he adjusted to her decision, Diane raised another issue: She wanted no part of a lingering death. She calmly insisted that when the time came, she desired to take her own life in the least painful way possible—a choice she had discussed with her husband and son, who respected it. Realizing that Diane could get the most out of the time she had left only if her fears of prolonged pain were allayed, Dr. Quill granted her request for sleeping pills, making sure she knew the amounts needed for both sleep and suicide.

Diane's next few months were busy and fulfilling. Her son took leave from college to be with her, and her husband worked at home as much as possible. Gradually, bone pain, fatigue, and fever set in. Saying goodbye to her family and friends, Diane asked to be alone for an hour, took a lethal dose of medication, and died at home (Quill, 1991).

Assisting a suicide is illegal in Canada and in most, but not all, U.S. states. In Western Europe, doctor-assisted suicide is legal in Belgium, the Netherlands, Luxembourg, and Switzerland and is tacitly accepted in many other countries. In the United States, Oregon's 1997 Death with Dignity Act explicitly allows physicians to prescribe drugs so terminally ill patients can end their lives. To get a prescription, patients must have two doctors agree that they have less than six months to live and must request the drugs at least twice, with an interval of at least 15 days. In January 2006, the U.S. Supreme Court rejected a challenge to the Oregon law, but the Court has also upheld the right of other states to ban assisted suicide. In 2008, the state of Washington passed legislation—similar to Oregon's—permitting assisted suicide. In 2013, the Montana and Vermont legislatures also legalized the practice.

© BOB MAHONEY/THE IMAGE WORKS

In a prestigious medical journal, Dr. Timothy Quill explained how and why he aided a terminally ill patient in taking her own life. Doctor-assisted suicide is legal in the states of Oregon, Washington, Montana, and Vermont and in several Western European countries.

Nearly 60 percent of Americans approve of assisted suicide for terminally ill patients in great pain (Harris Interactive, 2011). In a review of studies carried out in the United States, Canada, and Western Europe, level of support among terminally ill patients was about the same as for the general public, with about one-third of patients saying they would consider it for themselves in particular circumstances (Hendry et al., 2012). People who support the practice tend to be higher in SES and less religious.

The number of Oregon residents dying by assisted suicide has increased since passage of the law, from 16 in 1998 to 77 in 2012. Most (68 percent) were age 65 or older, and the overwhelming majority (97 percent) were enrolled in hospice and died at home. Their most common diagnosis (75 percent) was cancer. Still, assisted suicide accounts for only one-fifth of 1 percent of Oregon deaths (Oregon Public Health Division, 2013). Doctors report that the most common reasons for assisted-suicide requests are loss of autonomy, decreasing ability to participate in activities that make life enjoyable, and loss of control of bodily functions (Oregon Department of Human Services, 2009). Ten times as many terminally ill people initiate the qualification process for assisted suicide as engage in it. But thousands of Oregonians say they find comfort in knowing the option is available should they suffer while dying (Hedberg et al., 2009).

Public interest in assisted suicide was sparked in the 1990s by Dr. Jack Kevorkian, a vigorous proponent of euthanasia who devised "suicide machines" that permitted more than 100 terminally ill patients, after brief counseling, to self-administer lethal drugs and carbon monoxide. Less publicity surrounded Dr. Quill's decision to assist Diane—a patient he knew well after serving for years as her personal doctor. After he told her story in a prestigious medical journal, reactions were mixed, as they are toward assisted suicide in general. Some view doctors who help suffering people who want to die as compassionate and respectful of patients' personal choices. Others oppose assisted suicide on religious and moral grounds or believe that the role of doctors should be limited to saving, not taking, lives.

Like euthanasia, assisted suicide poses grave dilemmas. Analyzing the practice, the American Academy of Hospice and Palliative Medicine (2007) advises great caution on the part of doctors practicing in regions where assisted suicide is legal, including making sure before engaging in it that the following conditions are met:

- The patient has access to the best possible palliative care and will continue to receive such care throughout the dying process.

- The patient has full decision-making capacity and requests assisted suicide voluntarily; health-care financial pressures and coercive influences from family members play no role.
- All reasonable alternatives to assisted suicide have been considered and implemented, if acceptable to the patient.
- The practice is consistent with the doctor's fundamental values, and he or she is willing to participate. (If not, the doctor should recommend transfer of care.)

Juries have seldom returned guilty verdicts in cases involving doctor-assisted suicide. Yet in April 1999, Kevorkian—after giving a terminally ill man a lethal injection, videotaping the death, and permitting the event to be broadcast on the CBS television program *60 Minutes*—was convicted of second-degree murder and served 8 years of a 10- to 25-year sentence. The murder indictment prevented Kevorkian from introducing evidence indicating that the man wanted to kill himself—evidence that would have been permissible had the charge been assisted suicide or voluntary active euthanasia.

Public opinion consistently favors voluntary active euthanasia over assisted suicide. Yet in assisted suicide, the final act is solely the patient's, reducing the possibility of coercion. For this reason, some experts believe that legalizing assisted suicide is preferable to legalizing voluntary active euthanasia. However, in an atmosphere of high family caregiving burdens and intense pressure to contain health-care costs (see Chapter 17), legalizing either practice poses risks. The American Medical Association opposes both voluntary active euthanasia and assisted suicide. In a survey of 1,140 U.S. doctors, only 18 percent objected to sedating a dying patient to unconsciousness if pain can be controlled in no other way, whereas nearly 70 percent opposed assisted suicide—attitudes resembling those of physicians in other Western nations (Curlin et al., 2008; Seale, 2009). Helping incurable, suffering patients who yearn for death poses profound moral and legal problems.

ASK YOURSELF

REVIEW What benefits and risks does legalizing voluntary active euthanasia pose?

APPLY Thinking ahead to the day she dies, Noreen imagines a peaceful scene in which she says goodbye to loved ones. What social and medical practices are likely to increase Noreen's chances of dying in the manner she desires?

APPLY Ramón is certain that, if he ever became terminally ill, he would want doctors to halt life-saving treatment. To best ensure that his wish will be granted, what should Ramón do?

REFLECT Do you approve of passive euthanasia, voluntary active euthanasia, or assisted suicide? If you were terminally ill, would you consider any of these practices? Explain.

Bereavement: Coping with the Death of a Loved One

Loss is an inevitable part of existence throughout the lifespan. Even when change is for the better, we must let go of some aspects of experience so we can embrace others. In this way, our development prepares us for profound loss.

Bereavement is the experience of losing a loved one by death. The root of this word means "to be robbed," suggesting unjust and injurious theft of something valuable. Consistent with this image, we respond to loss with **grief**—intense physical and psychological distress. When we say someone is grief-stricken, we imply that his or her total way of being is affected.

Because grief can be overwhelming, cultures have devised ways of helping their members move beyond it to deal with the life changes demanded by death of a loved one. **Mourning** is the culturally specified expression of the bereaved person's thoughts and feelings. Customs—such as gathering with family and friends, dressing in black, attending the funeral, and observing a prescribed mourning period with special rituals—vary greatly among societies and ethnic groups. But all have in common the goal of helping people work through their grief and learn to live in a world that does not include the deceased.

Clearly, grief and mourning are closely linked—in everyday language, we often use the two words interchangeably. Let's look closely at how people respond to the death of a loved one.

Grief Process

Theorists formerly believed that bereaved individuals—both children and adults—moved through three phases of grieving, each characterized by a different set of responses (Bowlby, 1980; Rando, 1995). In reality, however, people vary greatly in behavior and timing and often move back and forth between these reactions. A more accurate account compares grief to a roller-coaster ride, with many ups and downs and, over time, gradual resolution (Lund, 1996). Rather than phases, the grieving process can be conceived as a set of *tasks*—actions the person must take to recover and return to a fulfilling life: (1) to accept the reality of the loss; (2) to work through the pain of grief; (3) to adjust to a world without the loved one; and (4) to develop an inner bond with the deceased and move on with life (Worden, 2009). According to this view, people can take active steps to overcome grief—a powerful remedy for the overwhelming feelings of vulnerability that the bereaved often experience.

Avoidance. On hearing the news, the survivor experiences shock followed by disbelief, which may last from hours to weeks. A numbed feeling serves as "emotional anesthesia" while the person begins the first task of grieving: becoming painfully aware of the loss.

Confrontation. As the mourner confronts the reality of the death, grief is most intense. The person often experiences a cascade of emotional reactions, including anxiety, sadness, protest, anger, helplessness, frustration, abandonment, and yearning for the loved one. Common responses include obsessively reviewing the circumstances of death, asking how it might have been prevented, and searching for meaning in it (Neimeyer, 2001). In addition, the grief-stricken person may be absent-minded, unable to concentrate, and preoccupied with thoughts of the deceased, and may experience loss of sleep and appetite. Self-destructive behaviors, such as taking drugs or driving too fast, may occur. Most of these responses are symptoms of depression—an invariable component of grieving.

Although confrontation is difficult, it enables the mourner to grapple with the second task: working through the pain of grief. Each surge of anguish that results from an unmet wish to be reunited with the deceased brings the mourner closer to acceptance that the loved one is gone. After hundreds, perhaps thousands, of these painful moments, the grieving person comprehends that a cherished relationship must be transformed from a physical presence to an inner representation. As a result, the mourner makes progress on the third task: adjusting to a world in which the deceased is missing.

Restoration. Adjusting to the loss is more than an internal, emotional task. The bereaved must also deal with stressors that are secondary outcomes of the death—overcoming loneliness by reaching out to others; mastering skills (such as finances or cooking) that the deceased had performed; reorganizing daily life without the loved one; and revising one's identity from "spouse" to "widow" or from "parent" to "parent of a deceased child."

According to a recent perspective, called the **dual-process model of coping with loss,** effective coping requires people to oscillate between dealing with the emotional consequences of loss and attending to life changes, which—when handled successfully—have restorative, or healing, effects (Hansson & Stroebe, 2007; Stroebe & Schut, 1999, 2010). Moving back and forth offers temporary distraction and relief from painful grieving. Much research indicates that confronting grief without relief has severe negative consequences for physical and mental health (Corr & Corr, 2007). Consistent with the dual-process model, in a study that assessed widowed older adults at 6, 18, and 48 months after the death of their spouses, both loss-oriented and restoration-oriented activities occurred throughout bereavement. As predicted, restoration-oriented activities—such as visiting friends, attending religious services, and volunteering—reduced the stress of grieving (Richardson, 2007). Using the dual-process approach, one 14-session intervention for older adults grieving the loss of a spouse addresses both emotional and life-change issues, alternating between them (Lund et al., 2004, 2010).

As grief subsides, emotional energies increasingly shift toward the fourth task—forging a symbolic bond with the deceased and moving on with life by meeting everyday responsibilities, investing in new activities and goals, strengthening old ties, and building new relationships. On certain days, such as family celebrations or the anniversary of death, grief reactions may resurface and require attention, but they do not interfere with a healthy, positive approach to life.

In fact, throughout the grieving process, individuals report experiencing positive as well as negative emotions, with expressions of happiness and humor aiding in coping with grief (Ong, Bergeman, & Bisconti, 2004). In an investigation of several hundred people age 50 and older whose spouse or partner had died within the previous six months, 90 percent agreed that "feeling happy" and "having humor" in daily life is important, and more than 75 percent said they had experienced humor, laughter, or happiness during the past week. The greater participants' valuing and experience of positive emotion, the better their bereavement adjustment, as indicated by reduced levels of grief and depression (Lund et al., 2008–2009). Expressions of happiness can be viewed as a restoration-oriented activity, offering distraction from grieving and strengthening bonds with others.

How long does grieving last? There is no single answer. Sometimes confrontation continues for a few months, at other times for several years. An occasional upsurge of grief may persist for a lifetime and is a common response to losing a much-loved spouse, partner, child, or friend.

Personal and Situational Variations

Like dying, grieving is affected by many factors, including personality, coping style, and religious and cultural background. Sex differences are also evident. Compared with women, men typically express distress and depression less directly and seek social support less readily—factors that may contribute to the much higher mortality rate among bereaved men than women (Doka & Martin, 2010; Lund & Caserta, 2004b; McGoldrick, 2004).

Furthermore, the quality of the mourner's relationship with the deceased is important. An end to a loving, fulfilling bond leads to more anguished grieving, but it is less likely to leave a long-term residue of anger, guilt, and regret than the dissolution of a conflict-ridden, ambivalent tie (Abakoumkin, Stroebe, & Stroebe, 2010; Mikulincer & Shaver, 2008). And end-of-life care makes a difference: Widowed older adults whose spouses experienced a painful death reported more anxiety, intrusive thoughts, and yearning for the loved one six months later (Carr, 2003).

Circumstances surrounding the death—whether it is sudden and unanticipated or follows a prolonged illness—also shape mourners' responses. The nature of the lost relationship and the timing of the death within the life course make a difference as well.

Sudden, Unanticipated Deaths versus Prolonged, Expected Deaths. In instances of sudden, unexpected deaths—usually the result of murder, suicide, war, accident, or natural disaster—avoidance may be especially pronounced and

confrontation highly traumatic because shock and disbelief are extreme. In a survey of a representative sample of 18- to 45-year-old adults in a large U.S. city, the trauma most often reported as prompting an intense, debilitating stress reaction was the sudden, unanticipated death of a loved one (Breslau et al., 1998). In contrast, during prolonged dying, the bereaved person has had time to engage in **anticipatory grieving**—acknowledging that the loss is inevitable and preparing emotionally for it. Survivors may feel less overwhelmed immediately following the death (Johansson & Grimby, 2013). But they may display more persistent anxiety due to long-term stressors, such as highly demanding caregiving and having watched a loved one suffer from a debilitating illness (Carr et al., 2001).

Adjusting to a sudden death is easier when the survivor understands the reasons for it. This barrier to confronting loss is tragically apparent in cases of sudden infant death syndrome (SIDS), in which doctors cannot tell parents exactly why their apparently healthy baby died (see Chapter 3, page 110). That death seems "senseless" also complicates grieving after suicides, terrorist attacks, school and drive-by shootings, and natural disasters. In Western societies, people tend to believe that momentous events should be comprehensible and nonrandom (Lukas & Seiden, 2007). A death that is sudden and unexpected can threaten basic assumptions about a just, benevolent, and controllable world.

Suicide, particularly that of a young person, is especially hard to bear. Compared with survivors of other sudden deaths, people grieving a suicidal loss are more likely to conclude that they contributed to or could have prevented it—self-blame that can trigger profound guilt and shame. These reactions are likely to be especially intense and persisting when a mourner's culture or religion condemns suicide as immoral (Dunne & Dunne-Maxim, 2004). Individuals who have survived a suicide typically score higher than those who have experienced other types of losses in feelings of guilt and shame, sense of rejection by the deceased, and desire to conceal the cause of death (Sveen & Walby, 2008). Typically, recovery from grief after a suicide is prolonged.

Parents Grieving the Loss of a Child. The death of a child, whether unexpected or foreseen, is the most difficult loss an adult can face (Dent & Stewart, 2004). Children are extensions of parents' feelings about themselves—the focus of hopes and dreams, including parents' sense of immortality. Also, because children depend on, admire, and appreciate their parents in a deeply gratifying way, they are an unmatched source of love. Finally, the death of a child is unnatural: Children are not supposed to die before their parents.

Parents who have lost a child often report considerable distress many years later, along with frequent thoughts of the deceased. The guilt triggered by outliving their child frequently becomes a tremendous burden, even when parents "know" better (Murphy, 2008). For example, a mother whose daughter died of cancer said despairingly, "I gave her her genes, and her genes killed her. I had a hand in this."

AP IMAGES/MANU BRABO

A father weeps while holding the body of his son, killed during the Syrian armed conflict in 2012. The death of a child, whether unexpected or foreseen, is the most difficult loss an adult can face.

Although a child's death sometimes leads to marital breakup, this is likely to happen only when the relationship was already unsatisfactory (Wheeler, 2001). If parents can reorganize the family system and reestablish a sense of life's meaning through valuing the lost child's impact on their lives and investing in other children and activities, then the result can be firmer family commitments and personal growth. The process, which often takes years, is associated with improved physical and mental health and gains in marital satisfaction (Murphy, 2008; Price et al., 2011). Five years after her son's death, one parent reflected on her progress:

> I was afraid to let go [of my pain, which was] a way of loving him. . . . Finally I had to admit that his life meant more than pain, it also meant joy and happiness and fun—and living. . . . When we release pain we make room for happiness in our lives. My memories of S. became lighter and more spontaneous. Instead of hurtful, my memories brought comfort, even a chuckle. . . . realized S. was still teaching me things. (Klass, 2004, p. 87)

Children and Adolescents Grieving the Loss of a Parent or Sibling. The loss of an attachment figure has long-term consequences for children. When a parent dies, children's basic sense of security and being cared for is threatened. And the death of a sibling not only deprives children of a close emotional tie but also informs them, often for the first time, of their own vulnerability.

Children grieving a family loss describe frequent crying, trouble concentrating in school, sleep difficulties, headaches, and other physical symptoms several months to years after a death. And clinical studies reveal that persistent depression, anxiety, angry outbursts, social withdrawal, loneliness, and worries about dying themselves are common (Luecken, 2008;

Marshall & Davies, 2011). At the same time, many children say they have actively maintained mental contact with their dead parent or sibling, dreaming about and speaking to them regularly. In a follow-up seven to nine years after sibling loss, thinking about the deceased brother or sister at least once a day was common (Martinson, Davies, & McClowry, 1987; Silverman & Nickman, 1996). These images, reported by bereaved adults as well, seem to facilitate coping with loss.

Cognitive development contributes to the ability to grieve. For example, children with an immature understanding of death may believe the dead parent left voluntarily, perhaps in anger, and that the other parent may also disappear. For these reasons, young children need careful, repeated explanations assuring them that the parent did not want to die and was not angry at them (Christ, Siegel, & Christ, 2002). Keeping the truth from children isolates them and often leads to profound regrets. One 8-year-old who learned only a half-hour in advance that his sick brother was dying reflected, "If only I'd known, I could have said goodbye."

Regardless of children's level of understanding, honesty, affection, and reassurance help them tolerate painful feelings of loss. Grief-stricken school-age children are usually more willing than adolescents to confide in parents. To appear normal, teenagers tend to keep their grieving from both adults and peers. Consequently, they are more likely than children to become depressed or to escape from grief through acting-out behavior (Granot, 2005). Overall, effective parenting—warmth combined with rational discipline—fosters adaptive coping and positive long-term adjustment in both children and adolescents (Luecken, 2008).

Adults Grieving the Loss of an Intimate Partner. Recall from Chapter 18 that after the death of a spouse, adaptation to widowhood varies greatly, with age, social support, and personality making a difference. After a period of intense grieving, most widowed older adults in Western nations fare well, while younger individuals display more negative outcomes (see page 623 to review). Older widows and widowers have many more contemporaries in similar circumstances. And most have already attained important life goals or adjusted to the fact that some goals will not be attained.

In contrast, loss of a spouse or partner in early or middle adulthood is a nonnormative event that profoundly disrupts life plans. Interviews with a large, U.S. nationally representative sample of adults who had been widowed from less than 1 to 64 years previously (typically in middle adulthood) revealed that thoughts about and conversations with the lost spouse occurred often in the first few years, then declined gradually (Carnelley et al., 2006). But they did not reach their lowest level for several decades, when the typical respondent still thought about the deceased partner once every week or two and conversed with him or her about once a month.

In addition to dealing with feelings of loss, young and middle-aged widows and widowers often must assume a greater role in comforting others, especially children. They also face the stresses of single parenthood and rapid shrinking of the social network established during their life as a couple. The death of an intimate partner in a gay or lesbian relationship presents unique challenges. When relatives limit or bar the partner from participating in funeral services, the survivor experiences *disenfranchised grief*—a sense of loss without the opportunity to mourn publicly and benefit from others' support—which can profoundly disrupt the grieving process (Doka, 2008). Fortunately, gay and lesbian communities provide helpful alternative support in the form of memorial services and other rituals.

Bereavement Overload. When a person experiences several deaths at once or in close succession, bereavement overload can occur. Multiple losses deplete the coping resources of even well-adjusted people, leaving them emotionally overwhelmed and unable to resolve their grief (Lattanzi-Licht & Doka, 2003).

Because old age often brings the death of spouse, siblings, and friends in close succession, aging adults are at risk for bereavement overload (Kastenbaum, 2008). But recall from Chapter 18 that compared with young people, older adults are often better equipped to handle these losses. They know that decline and death are expected in late adulthood, and they have had a lifetime of experience through which to develop effective coping strategies.

Public tragedies—terrorist attacks, natural disasters, random murders in schools, or widely publicized kidnappings—can spark bereavement overload (Rynearson & Salloum, 2011). Many survivors who lost loved ones, co-workers, or friends in the September 11, 2001, terrorist attacks (including an estimated 3,000 children who lost a parent) experienced repeated images of horror and destruction, which impeded coming to terms with loss. Children and adolescents suffered profoundly—from intense shock, prolonged grief, frequent mental replays of

AP IMAGES/ZHANG HAO/COLOR CHINA PHOTO

Villagers in Sichuan Province, China, grieve for relatives who died in a massive earthquake in 2013 that left nearly 200 dead. Public tragedies can spark bereavement overload, leaving mourners at risk for prolonged, overwhelming grief.

Applying What We Know

Suggestions for Resolving Grief After a Loved One Dies

Suggestion	Description
Give yourself permission to feel the loss.	Permit yourself to confront all thoughts and emotions associated with the death. Make a conscious decision to overcome your grief, recognizing that this will take time.
Accept social support.	In the early part of grieving, let others reach out to you by making meals, running errands, and keeping you company. Be assertive; ask for what you need so people who would like to help will know what to do.
Be realistic about the course of grieving.	Expect to have some negative and intense reactions, such as feeling anguished, sad, and angry, that last from weeks to months and may occasionally resurface years after the death. There is no one way to grieve, so find the best way for you.
Remember the deceased.	Review your relationship to and experiences with the deceased, permitting yourself to see that you can no longer be with him or her as before. Form a new bond based on memories, keeping it alive through photographs, commemorative donations, prayers, and other symbols and actions.
When ready, invest in new activities and relationships, and master new tasks of daily living.	Identify which roles you must give up and which ones you must assume as a consequence of the death, and take deliberate steps to modify daily life accordingly. Set small goals at first, such as a night at the movies, a dinner date with a friend, a cooking or household repair class, or a week's vacation.

the vicious attack and gruesome outcomes, and fear of the settings in which those events occurred (Nader, 2002; Webb, 2002). The greater the bereaved individual's exposure to the catastrophic death scene, the more severe these reactions.

Funerals and other bereavement rituals, illustrated in the Cultural Influences box on page 664, assist mourners of all ages in resolving grief with the help of family and friends. Bereaved individuals who remain preoccupied with loss and who have difficulty resuming interest in everyday activities benefit from special interventions designed to help them adjust.

Bereavement Interventions

Sympathy and understanding are sufficient to enable most people to undertake the tasks necessary to recover from grief (see Applying What We Know above). Yet effective support is often difficult to provide, and relatives and friends can benefit from training in how to respond. Sometimes they give advice aimed at hastening recovery or ask questions aimed at managing their own anxiety ("Were you expecting him to die?" Was she in a lot of pain?")—approaches that most bereaved people dislike (Kastenbaum, 2012). Listening patiently and assuring the bereaved of "being there" for them—"I'm here if you need to talk," "Let me know what I can do"—are among the best ways to help.

Bereavement interventions typically encourage people to draw on their existing social network, while providing additional social support through group or individual counseling. Controversy exists over whether grief counseling benefits most bereaved people, or whether it helps only those experiencing profound difficulties (CFAH, 2003; Jordan & Neimeyer, 2003). One analysis of research expressed optimism about broadly favorable effects (Larson & Hoyt, 2007). Furthermore, evidence is mounting that bereaved adults who struggle with and surmount challenges and losses often experience stress-related personal growth, including greater awareness of their own strengths, enhanced appreciation of close relationships, and new spiritual insights (Calhoun et al., 2010).

Support groups that bring together mourners who have experienced the same type of loss seem highly effective in promoting recovery. In a program for recently widowed older adults based on the dual-process model of coping with loss, in which group members helped one another resolve grief and master tasks of daily living, participants readily bonded with one another and gained in sense of self-efficacy at managing their own lives (Caserta, Lund, & Rice, 1999). A widow expressed the many lasting benefits:

> We shared our anger at being left behind, . . . our fright of that aloneness. We shared our favorite pictures, so each of us could know the others' families and the fun we used to have. We shared our feelings of guilt if we had fun . . . and found out that it was okay to keep on living! . . . We cheered when one of us accomplished a new task. We also tried to lend a helping hand and heart when we would have one of our bad days! . . . This group will always be there for me and I will always be there for them. I love you all! (Lund, 2005)

Follow-up research suggests that group sessions are best suited for fostering loss-oriented coping (confronting and resolving grief), whereas an individually tailored approach works best for restoration-oriented coping (reorganizing daily life) (Lund

Cultural Influences

Cultural Variations in Mourning Behavior

The ceremonies that commemorated Sofie's and Nicholas's deaths—the first Jewish, the second Quaker—were strikingly different. Yet they served common goals: announcing that a death had occurred, ensuring social support, commemorating the deceased, and conveying a philosophy of life after death.

At the funeral home, Sofie's body was washed and shrouded, a Jewish ritual signifying return to a state of purity. Then it was placed in a plain wooden (not metal) coffin, so as not to impede the natural process of decomposition. To underscore the finality of death, Jewish tradition does not permit viewing of the body; it remains in a closed coffin. Traditionally, the coffin is not left alone until burial; in honor of the deceased, the community maintains a day-and-night vigil.

To return the body quickly to the life-giving earth from which it sprang, Sofie's funeral was scheduled as soon as relatives could gather—just three days after death. Sofie's husband and children symbolized their anguish by cutting a black ribbon and pinning it to their clothing. The rabbi recited psalms of comfort, followed by a eulogy. The service continued at the graveside. Once the coffin had been lowered into the ground, relatives and friends took turns shoveling earth onto it, each participating in the irrevocable act of burial. The service concluded with the *Kaddish* prayer, which affirms life while accepting death.

At home, the family lit a memorial candle, which burned throughout *shiva,* the seven-day mourning period. A meal of consolation prepared by others followed, creating a warm feeling of community. Jewish custom prescribes that after 30 days, life should gradually return to normal. When a parent dies, the mourning period is extended to 12 months.

In the Quaker tradition of simplicity, Nicholas was cremated promptly. During the next week, relatives and close friends gathered with Giselle and Sasha at their home. Together, they planned a memorial service to celebrate Nicholas's life.

When people arrived on the appointed day, a clerk of the Friends (Quaker) Meeting welcomed them and explained to newcomers the Quaker custom of worshipping silently, with those who feel moved to speak rising at any time to share thoughts and feelings. Many mourners offered personal statements about Nicholas or read poems and selections from Scripture. After concluding comments from Giselle and Sasha, everyone joined hands to close the service. A reception for the family followed.

© JIM WEST/THE IMAGE WORKS

Mourners light candles at a memorial service for six Sikhs who died in a shooting rampage in Wisconsin in 2012. Sikh funeral customs include singing hymns, saying prayers, and offering remembrances of the deceased, followed by cremation and scattering of the ashes.

Variations in mourning behavior are vast, both within and across societies. At African-American funerals, for example, grief is expressed freely: Eulogies and music are usually designed to trigger release of deep emotion (McGoldrick et al., 2004). In contrast, the Balinese of Indonesia believe they must remain calm in the face of death so that the gods can hear their prayers. While acknowledging their underlying grief, Balinese mourners work hard to maintain their composure (Rosenblatt, 2008).

Religions also render accounts of the aftermath of death that console both dying and bereaved individuals. Beliefs of tribal and village cultures typically include an elaborate world of ancestor spirits and customs designed to ease the journey of the deceased to this afterlife (Rosenblatt, 2008). Jewish tradition emphasizes personal survival through giving life and care to others. Unlike other Christian groups, Quakers give little attention to hope of heaven or fear of hell, focusing mainly on "salvation by character"—working for peace, justice, and a loving community.

In recent years, a new ritual has arisen: "virtual cemeteries" on the Internet, which allow postings whenever bereaved individuals feel ready to convey their thoughts and feelings, creation of tributes at little or no cost, and continuous, easy access to the memorial. Most creators of Web tributes choose to tell personal stories, highlighting a laugh, a favorite joke, or a touching moment. Some survivors use Web memorials to grieve openly, others to converse with the lost loved one. Cemetery guestbooks offer a place for visitors to connect with other mourners. Web cemeteries also provide a means for people excluded from traditional death rituals to engage in public mourning (Roberts, 2006; Stroebe, van der Houwen, & Schut, 2008). The following "gravesite" message captures the unique qualities of this highly flexible medium for mourning:

> I wish I could maintain contact with you, to keep alive the vivid memories of your impact on my life. . . . Because I cannot visit your grave today, I use this means to tell you how much you are loved.

et al., 2010). Bereaved adults differ widely in the new roles, relationships, and life skills they need most, and in the formats and schedules best suited to acquiring them.

LOOK AND LISTEN

Arrange to sit in on a bereavement support group session sponsored by a local hospice program or hospital, noting both emotional and daily living challenges expressed by group members. Ask participants to explain how the group has helped them. ●

Interventions for children and adolescents following violent deaths must protect them from unnecessary reexposure and assist parents and teachers with their own distress so they can effectively offer comfort (Dowd, 2013). In the aftermath of horrific tragedies—such as the December 14, 2012, mass shooting at Sandy Hook Elementary School in Newtown, Connecticut, or the April 15, 2013, Boston Marathon bombings—nurturing and caring relationships with adults are the most powerful way to help children recover from trauma.

A sudden, violent, and unexplainable death; the loss of a child; a death that the mourner feels he or she could have prevented; or an ambivalent or dependent relationship with the deceased makes it harder for bereaved people to overcome their loss. In these instances, grief therapy, or individual counseling with a specially trained professional, can be helpful. Assisting bereaved adults in finding some value in the grieving experience—for example, gaining insight into the meaning of relationships, discovering their own capacity to cope with adversity, or crystallizing a sense of purpose in their lives—is particularly effective (Neimeyer et al., 2010).

Nevertheless, most bereaved individuals do not participate in bereavement interventions. In several studies, only 30 to 50 percent of family caregivers of dying patients made use of bereavement services—such as phone support, support groups, and referrals for counseling—even though these were readily available through hospice, hospitals, or other community organizations (Bergman, Haley, & Small, 2010, 2011; Cherlin et al., 2007). Many who refused bereavement services were severely distressed yet did not realize that intervention could be helpful.

Death Education

Preparatory steps can help people of all ages cope with death more effectively. The death awareness movement that sparked increased sensitivity to the needs of dying patients has also led to the rise of college and university courses in death, dying, and bereavement. Instruction has been integrated into the training of doctors, nurses, psychologists, and social workers, although most professional offerings are limited to only a few lectures (Wass, 2004). Death education is also found in adult education programs in many communities and even in a few elementary and secondary schools.

Death education at all levels has the following goals:

- Increasing students' understanding of the physical and psychological changes that accompany dying
- Helping students learn how to cope with the death of a loved one
- Preparing students to be informed consumers of medical and funeral services
- Promoting understanding of social and ethical issues involving death

Educational format varies widely. Some programs simply convey information. Others are experiential and include activities such as role playing, discussions with the terminally ill, visits to mortuaries and cemeteries, and personal awareness exercises. Research reveals that although using a lecture style leads to gains in knowledge, it often leaves students more uncomfortable about death than when they entered. In contrast, experiential programs that help people confront their own mortality are less likely to heighten death anxiety and may sometimes reduce it (Hurtig & Stewin, 2006; Maglio & Robinson, 1994).

Whether acquired in the classroom or in our daily lives, our thoughts and feelings about death are forged through interactions with others. Becoming more aware of how we die and of our own mortality, we encounter our greatest loss, but we also gain. Dying people have at times confided in those close to them that awareness of the limits of their lifespan permitted them to dispense with superficial distractions and wasted energies and focus on what is truly important in their lives. As one terminally ill patient summed up, "[It's] kind of like life, just speeded up"—an accelerated process in which, over a period of weeks to months, one grapples with issues that normally would have taken years or decades to resolve (Selwyn, 1996, p. 36). Applying this lesson to ourselves, we learn that by being in touch with death and dying, we can live ever more fully.

ASK YOURSELF

REVIEW What circumstances are likely to induce bereavement overload? Cite examples.

CONNECT Compare grieving individuals' reactions with terminally ill patients' thoughts and feelings as they move closer to death, described on page 647. Can a dying person's reactions be viewed as a form of grieving? Explain.

APPLY List features of self-help groups that contribute to their effectiveness in helping people cope with loss.

REFLECT Visit a Web cemetery, such as Virtual Memorials (virtualmemorials.com). Select examples of Web tributes, guestbook entries, and testimonials that illustrate the unique ways in which virtual cemeteries help people cope with death.

SUMMARY

How We Die (p. 640)

Describe the physical changes of dying, along with their implications for defining death and the meaning of death with dignity.

- Death is long and drawn-out for three-fourths of people, many more than in times past, as a result of life-saving medical technology. Of those who die suddenly, 80 to 90 percent are victims of heart attacks.
- In general, dying takes place in three phases: the **agonal phase,** in which regular heartbeat disintegrates; **clinical death,** a short interval in which resuscitation is still possible; and **mortality,** or permanent death.
- In most industrialized nations, **brain death** is accepted as the definition of death. But for incurable patients who remain in a **persistent vegetative state,** the brain death standard does not solve the problem of when to halt treatment.

© MICHAEL S. YAMASHITA/CORBIS

- We can best ensure death with dignity by supporting dying patients through their physical and psychological distress, being candid about death's certainty, and helping them learn enough about their condition to make reasoned choices about treatment.

Understanding of and Attitudes Toward Death (p. 642)

Discuss age-related changes in conceptions of and attitudes toward death, and cite factors that influence death anxiety.

- Compared with earlier generations, more young people reach adulthood having had little contact with death, contributing to a sense of unease about it.
- To understand death, children must have some basic notions of biology and must be able to distinguish between *dead, inanimate, unreal,* and *nonexistent.* Most children attain an adultlike concept of death in middle childhood, gradually mastering concepts of permanence, inevitability, cessation, applicability, and causation. Experiences with death and religious teachings affect children's understanding, as do open, honest discussions.
- Adolescents are aware that death happens to everyone and can occur at any time, but their high-risk activities suggest that they do not take death personally. Candid discussions can help teenagers build a bridge between death as a logical concept and their personal experiences.
- In early adulthood, many people avoid thinking about death, but in midlife, they become more conscious that their own lives are finite. In late adulthood, as death nears, people are more apt to ponder the process of dying than the state of death.
- Wide individual and cultural variations exist in **death anxiety.** People with a sense of spirituality or a well-developed personal philosophy of death are less fearful, as are those with deep faith in a higher force or being. Older adults' greater ability to regulate negative emotion and their sense of symbolic immortality reduce death anxiety. Across cultures, women exhibit more death anxiety than men.

Thinking and Emotions of Dying People (p. 646)

Describe and evaluate Kübler-Ross's theory of typical responses to dying, citing factors that influence dying patients' responses.

- Elisabeth Kübler-Ross proposed that dying people typically express five responses, initially proposed as stages: denial, anger, bargaining, depression, and acceptance. These reactions do not occur in fixed sequence, and dying people often display other coping strategies.
- An **appropriate death** is one that makes sense in terms of the individual's pattern of living and values, preserves or restores significant relationships, and is as free of suffering as possible. The extent to which people attain these goals depends on many contextual variables—nature of the disease, personality and coping style, family members' and health professionals' behavior, and spirituality, religion, and cultural background.

A Place to Die (p. 650)

Evaluate the extent to which homes, hospitals, nursing homes, and the hospice approach meet the needs of dying people and their families.

- Although most people say they want to die at home, only about one-fourth of Americans do. Even with professional help and hospital-supplied equipment, caring for a dying patient is highly demanding.

REUTERS/LUCY NICHOLSON/LANDOV

- Sudden deaths typically occur in hospital emergency rooms, where sympathetic explanations from staff can reduce family members' anger, frustration, and confusion. Intensive care is especially depersonalizing for patients, lingering between life and death while hooked to machines. Many U.S. hospitals still lack comprehensive treatment programs aimed at easing end-of-life suffering.
- Though deaths in U.S. nursing homes are common, high-quality terminal care is lacking. Too many patients die in pain without having their needs met.
- The **hospice** approach is a comprehensive program of support services designed to meet the dying person's physical, emotional, social, and spiritual needs by providing **palliative,** or **comfort, care,** rather than prolonging life. Hospice care also contributes to improved family functioning and better psychological well-being among family survivors.

The Right to Die (p. 654)

Discuss controversies surrounding euthanasia and assisted suicide.

- Modern medical procedures that preserve life can also prolong inevitable death, diminishing quality of life and personal dignity. **Euthanasia**—ending the life of a person suffering from an incurable condition—takes various forms.
- **Passive euthanasia,** withholding or withdrawing life-sustaining treatment from a hopelessly ill patient, is widely accepted and practiced. People can best ensure that their wishes will be followed by preparing a written **advance medical directive.** A **living will** contains instructions for treatment, whereas the **durable power of attorney for health care** names another person to make health care decisions on one's behalf.

© PENNY TWEEDIE/ALAMY

- Public support for **voluntary active euthanasia,** in which doctors or others act directly, at a patient's request, to end suffering before a natural end to life, is high. Nevertheless, the practice remains a criminal offense in most countries and has sparked heated controversy, fueled by fears that it will be applied involuntarily to vulnerable people.
- Less public support exists for assisted suicide. But because the final act is solely the patient's, some experts believe that legalizing assisted suicide is preferable to legalizing voluntary active euthanasia.

Bereavement: Coping with the Death of a Loved One (p. 659)

Describe the phases of grieving, factors that underlie individual variations, and bereavement interventions.

- **Bereavement** refers to the experience of losing a loved one by death, **grief** to the intense physical and psychological distress that accompanies loss. **Mourning** is the culturally prescribed expression of the bereaved person's thoughts and feelings.
- Although theorists previously believed that grieving occurred in orderly phases—avoidance, confrontation, and finally restoration—a more accurate image is a roller-coaster ride, with the mourner completing a set of tasks to overcome grief. According to the **dual-process model of coping with loss,** effective coping involves oscillating between dealing with the emotional consequences of loss and attending to life changes, which can have restorative effects. Bereaved individuals who experience positive as well as negative emotions cope more effectively.
- Like dying, grieving is affected by many personal and situational factors. Bereaved men express grief less directly than bereaved women. After a sudden, unanticipated death, avoidance may be especially pronounced and confrontation highly traumatic. In contrast, a prolonged, expected death grants the bereaved person time to engage in **anticipatory grieving.**
- When a parent loses a child or a child loses a parent or sibling, grieving is generally intense and prolonged. Because early loss of a life partner is a nonnormative event with a major impact on life plans, younger widowed individuals usually fare less well than widowed older people. Disenfranchised grief can profoundly disrupt the process of grieving.
- People who experience several deaths at once or in close succession may suffer from bereavement overload. Those at risk include aging adults, individuals who have lost loved ones to public tragedies, and people who have witnessed unexpected, violent deaths.

AP IMAGES/ZHANG HAO/COLOR CHINA PHOTO

- Sympathy and understanding are sufficient for most people to recover from grief. Support groups are highly effective in aiding recovery, whereas individually tailored approaches help mourners reorganize their daily lives. Interventions for children and adolescents following violent deaths must protect them from unnecessary reexposure and assist parents and teachers in offering comfort.

Death Education (p. 665)

Explain how death education can help people cope with death more effectively.

- Today, instruction in death, dying, and bereavement is integrated into training programs for doctors, nurses, psychologists, and social workers. It is also found in adult education programs and in a few elementary and secondary schools. Courses with an experiential component may reduce death anxiety.

Important Terms and Concepts

advance medical directive (p. 655)
agonal phase (p. 640)
anticipatory grieving (p. 661)
appropriate death (p. 648)
bereavement (p. 659)
brain death (p. 641)
clinical death (p. 640)
death anxiety (p. 645)
dual-process model of coping with loss (p. 660)
durable power of attorney for health care (p. 655)
euthanasia (p. 654)
grief (p. 659)
hospice (p. 652)
living will (p. 655)
mortality (p. 640)
mourning (p. 659)
palliative, or comfort, care (p. 652)
passive euthanasia (p. 654)
persistent vegetative state (p. 641)
thanatology (p. 640)
voluntary active euthanasia (p. 656)

This page intentionally left blank

Glossary

A

academic programs Preschool and kindergarten programs in which teachers structure children's learning, teaching academic skills through formal lessons that often involve repetition and drill. Distinguished from *child-centered programs*. (p. 244)

accommodation In Piaget's theory, that part of adaptation in which new schemes are created and old ones adjusted to produce a better fit with the environment. Distinguished from *assimilation.* (p. 152)

acculturative stress Psychological distress resulting from conflict between an individual's minority culture and the host culture. (p. 406)

activities of daily living (ADLs) Basic self-care tasks required to live on one's own, such as bathing, dressing, getting in and out of bed or a chair, and eating. (p. 567)

activity theory A social theory of aging that states that declining rates of interaction in late adulthood reflect social barriers to engagement, not the desires of aging adults. Older people try to preserve life satisfaction by finding roles that allow them to remain about as active and busy as they were in middle age. Distinguished from *disengagement theory, continuity theory,* and *socioemotional selectivity theory.* (p. 614)

adaptation In Piaget's theory, the process of building schemes through direct interaction with the environment. Consists of two complementary activities: *assimilation* and *accommodation.* (p. 152)

adolescence The transition between childhood and adulthood that begins with puberty. It involves accepting one's full-grown body, acquiring adult ways of thinking, attaining greater independence from one's family, developing more mature ways of relating to peers of both sexes, and beginning to construct an identity. (p. 361)

advance medical directive A written statement of desired medical treatment should a person become incurably ill. (p. 655)

affect optimization The ability to maximize positive emotion and dampen negative emotion. An emotional strength of late adulthood. (p. 605)

age-graded influences Influences on lifespan development that are strongly related to age and therefore fairly predictable in when they occur and how long they last. (p. 10)

age of viability The age at which the fetus can first survive if born early. Occurs sometime between 22 and 26 weeks. (p. 84)

aging in place In late adulthood, remaining in a familiar setting where one has control over one's everyday life. (p. 617)

agonal phase The phase of dying in which gasps and muscle spasms occur during the first moments in which the regular heart beat disintegrates. Distinguished from *clinical death* and *mortality.* (p. 640)

alcohol-related neurodevelopmental disorder (ARND) The least severe form of fetal alcohol spectrum disorder, involving brain injury but with typical physical growth and absence of facial abnormalities. Distinguished from *fetal alcohol syndrome (FAS)* and *partial fetal alcohol syndrome (p-FAS).* (p. 89)

allele Each of two or more forms of a gene located at the same place on corresponding pairs of chromosomes. (p. 48)

Alzheimer's disease The most common form of dementia, in which structural and chemical brain deterioration is associated with gradual loss of many aspects of thought and behavior, including memory, skilled and purposeful movements, and comprehension and production of speech. (p. 582)

amnion The inner membrane that that encloses the prenatal organism in amniotic fluid, which helps keep temperature constant and provides a cushion against jolts caused by the mother's movements. (p. 81)

amyloid plaques A structural change in the cerebral cortex associated with Alzheimer's disease, in which dense deposits of a deteriorated protein called *amyloid* develop, surrounded by clumps of dead nerve and glial cells. (p. 583)

androgyny The gender identity held by individuals who score high on both traditionally masculine and traditionally feminine personality characteristics. (p. 276)

anorexia nervosa An eating disorder in which young people, mainly females, starve themselves because of a compulsive fear of getting fat and an extremely distorted body image. (p. 372)

anoxia Inadequate oxygen supply. (p. 100)

anticipatory grieving Before a prolonged, expected death, acknowledging the inevitability of the loss and preparing emotionally for it. (p. 661)

Apgar Scale A rating system used to assess a newborn baby's physical condition immediately after birth on the basis of five characteristics: heart rate, respiratory effort, reflex irritability, muscle tone, and color. (p. 98)

appropriate death A death that makes sense in terms of the individual's pattern of living and values, preserves or restores significant relationships, and is as free of suffering as possible. (p. 648)

assimilation In Piaget's theory, that part of adaptation in which the external world is interpreted in terms of current schemes. Distinguished from *accommodation.* (p. 152)

assisted living A homelike housing arrangement for older adults who require more care than can be provided at home but less than is usually provided in nursing homes. (p. 589)

assistive technology An array of devices that permits people with disabilities, including older adults, to improve their functioning. (p. 573)

associative memory deficit Age-related difficulty creating and retrieving links between pieces of information—for example, two items or an item and its context. (p. 591)

associative play A form of social interaction in which children engage in separate activities but interact by exchanging toys and commenting on one another's behavior. Distinguished from *nonsocial activity, parallel play,* and *cooperative play.* (p. 261)

attachment The strong affectionate tie that humans have with special people in their lives, which leads them to feel pleasure when interacting with those people and to be comforted by their nearness in times of stress. (p. 195)

Attachment Q-Sort A method for assessing the quality of attachment in children between 1 and 4 years of age through home observations of a variety of attachment-related behaviors. (p. 198)

attention-deficit hyperactivity disorder (ADHD) A childhood disorder involving inattention, impulsivity, and excessive motor activity, resulting in academic and social problems. (p. 304)

authoritarian child-rearing style A child-rearing style that is low in acceptance and involvement, high in coercive control, and low in autonomy granting. Distinguished from *authoritative, permissive,* and *uninvolved child-rearing styles.* (p. 279)

authoritative child-rearing style A child-rearing style that is high in acceptance and involvement, emphasizes adaptive control techniques, and includes gradual, appropriate autonomy granting. Distinguished from *authoritarian, permissive,* and *uninvolved child-rearing styles.* (p. 278)

autobiographical memory Long-lasting recollections of personally meaningful one-time events from both the recent and the distant past. (p. 164)

autoimmune response A malfunction of the immune system in which it turns against normal body tissues. (p. 571)

automatic processes Cognitive activities that are so well-learned that they require no space in working memory and, therefore, permit an individual to focus on other information while performing them. (p. 162)

autonomy At adolescence, a sense of oneself as a separate, self-governing individual. Involves relying more on oneself and less on parents for support and guidance and engaging in careful, well-reasoned decision making. (p. 415)

autonomy versus shame and doubt In Erikson's theory, the psychological conflict of toddlerhood, which is resolved favorably when parents provide young children with suitable guidance and reasonable choices. (p. 184)

autosomes The 22 matching chromosome pairs in each human cell. (p. 47)

average healthy life expectancy The number of years that an individual born in a particular year can expect to live in full health, without disease or injury. Distinguished from *maximum lifespan* and *average life expectancy.* (p. 564)

average life expectancy The number of years that an individual born in a particular year can expect to live, starting at any given age. Distinguished from *maximum lifespan* and *average healthy life expectancy.* (p. 564)

avoidant attachment The attachment pattern characterizing infants who seem unresponsive to the parent when she is present, are usually not distressed by parental separation, react to the stranger in much the same way as to the parent, and avoid or are slow to greet the parent when she returns. Distinguished from *secure, resistant,* and *disorganized/disoriented attachment.* (p. 197)

B

babbling Repetition of consonant–vowel combinations in long strings, beginning around 6 months of age. (p. 176)

basal metabolic rate (BMR) The amount of energy the body uses at complete rest. (p. 439)

basic emotions Emotions such as happiness, interest, surprise, fear, anger, sadness, and disgust that are universal in humans and other primates and have a long evolutionary history of promoting survival. (p. 185)

basic trust versus mistrust In Erikson's theory, the psychological conflict of infancy, which is resolved positively when the balance of care is sympathetic and loving. (p. 184)

behavioral genetics A field devoted to uncovering the contributions of nature and nurture to the diversity of human traits and abilities. (p. 69)

behaviorism An approach that regards directly observable events—stimuli and responses—as the appropriate focus of study and views the development of behavior as taking place through classical and operant conditioning. (p. 17)

behavior modification Procedures that combine conditioning and modeling to eliminate undesirable behaviors and increase desirable responses. (p. 18)

bereavement The experience of losing a loved one by death. (p. 659)

bicultural identity The identity constructed by individuals who explore and adopt values from both their family's subculture and the dominant culture. (p. 406)

"big five" personality traits Five basic factors into which hundreds of personality traits have been organized: neuroticism, extroversion, openness to experience, agreeableness, and conscientiousness. (p. 542)

biological aging, or senescence Genetically influenced, age-related declines in the functioning of organs and systems that are universal in all members of our species. Sometimes called *primary aging.* (p. 432)

blended, or reconstituted, family A family structure resulting from remarriage or cohabitation that includes parent, child, and steprelatives. (p. 349)

body image Conception of and attitude toward one's physical appearance. (p. 371)

brain death Irreversible cessation of all activity in the brain and the brain stem. The definition of death accepted in most industrialized nations. (p. 641)

brain plasticity The capacity of various parts of the cerebral cortex to take over functions of damaged regions. Declines as hemispheres of the cerebral cortex lateralize. (p. 124)

breech position A position of the baby in the uterus that would cause the buttocks or feet to be delivered first. (p. 100)

bulimia nervosa An eating disorder in which individuals, mainly females, engage in strict dieting and excessive exercise accompanied by binge eating, often followed by deliberate vomiting and purging with laxatives. (p. 373)

burnout A condition in which long-term job stress leads to mental exhaustion, a sense of loss of personal control, and feelings of reduced accomplishment. (p. 554)

C

canalization The tendency of heredity to restrict the development of some characteristics to just one or a few outcomes. (p. 72)

cardinality The mathematical principle specifying that the last number in a counting sequence indicates the quantity of items in the set. (p. 243)

carrier A heterozygous individual who can pass a recessive trait to his or her offspring. (p. 48)

cataracts Cloudy areas in the lens of the eye that increase from middle to old age, resulting in foggy vision and (without surgery) eventual blindness. (p. 569)

categorical self Classification of the self according to prominent ways in which people differ, such as age, sex, physical characteristics, and goodness and badness. Develops between 18 and 30 months. (p. 208)

central executive In information processing, the conscious, reflective part of our mental system that directs the flow of information, coordinating incoming information with information already in the system and selecting, applying, and monitoring strategies that facilitate memory storage, comprehension, reasoning, and problem solving. (p. 162)

centration In Piaget's theory, the tendency of preoperational children to focus on one aspect of a situation while neglecting other important features. (p. 229)

cephalocaudal trend An organized pattern of physical growth that proceeds from the upper to the lower part of the body ("head to tail"). Distinguished from *proximodistal trend.* (p. 121)

cerebellum A structure at the rear and base of the brain that aids in balance and control of body movements. (p. 218)

cerebral cortex The largest, most complex structure of the human brain, containing the greatest number of neurons and synapses and accounting for the highly developed intelligence of the human species. (p. 124)

cerebrovascular dementia A form of dementia that develops when a series of strokes leaves areas of dead brain cells, producing step-by-step degeneration of mental ability, with each step occurring abruptly after a stroke. (p. 585)

cesarean delivery A surgical delivery in which the doctor makes an incision in the mother's abdomen and lifts the baby out of the uterus. (p. 101)

child-centered programs Preschool and kindergarten programs in which teachers provide a variety of activities from which children select, and much learning takes place through play. Distinguished from *academic programs.* (p. 244)

child-rearing styles Combinations of parenting behaviors that occur over a wide range of situations, creating an enduring child-rearing climate. (p. 278)

chorion The outer membrane that forms a protective covering around the prenatal organism. It sends out tiny hairlike villi, from which the placenta begins to develop. (p. 82)

chromosomes Rodlike structures in the cell nucleus that store and transmit genetic information. (p. 46)

chronosystem In ecological systems theory, temporal changes in environments, either externally imposed or arising from within the person, that produce new conditions affecting development. Distinguished from *microsystem, mesosystem, exosystem,* and *macrosystem.* (p. 25)

circular reaction In Piaget's theory, a means of building schemes in which infants try to repeat a chance event caused by their own motor activity. (p. 153)

classical conditioning A form of learning that involves associating a neutral stimulus with a stimulus that leads to a reflexive response. Once the nervous system makes the connection between the two stimuli, the neutral stimulus alone produces the behavior. (p. 133)

climacteric The midlife transition in which fertility declines, bringing an end to reproductive capacity in women and diminished fertility in men. (p. 504)

clinical death The phase of dying in which heartbeat, circulation, breathing, and brain functioning stop, but resuscitation is still possible. Distinguished from *agonal phase* and *mortality.* (p. 640)

clinical interview An interview method in which the researcher uses a flexible, conversational style to probe for the participant's point of view. Distinguished from *structured interview.* (p. 30)

clinical, or **case study, method** A research method in which the aim is to obtain as complete a picture as possible of one individual's psychological functioning by bringing together interview data, observations, and sometimes test scores. (p. 30)

clique A group of about five to seven members who are good friends and, therefore, usually resemble one another in family background, attitudes, and values. (p. 419)

cognitive-affective complexity A form of thinking that increases from adolescence through middle adulthood, involving awareness of conflicting positive and negative feelings and coordination of them into a

complex, organized structure that recognizes the uniqueness of individual experiences. (p. 452)

cognitive-developmental theory An approach introduced by Piaget that views children as actively constructing knowledge as they manipulate and explore their world and that regards cognitive development as taking place in stages. (p. 18)

cognitive maps Mental representations of familiar large-scale spaces, such as neighborhood or school. (p. 300)

cognitive self-regulation The process of continuously monitoring progress toward a goal, checking outcomes, and redirecting unsuccessful efforts. (p. 307)

cohabitation The lifestyle of unmarried couples who have a sexually intimate relationship and who share a residence. (p. 487)

cohort effects The effects of cultural–historical change on the accuracy of longitudinal and cross-sectional research findings. Results based on one cohort—individuals developing in the same time period, who are influenced by particular historical and cultural conditions—may not apply to other cohorts. (p. 37)

collectivist societies Societies in which people define themselves as part of a group and stress group goals over individual goals. Distinguished from *individualistic societies.* (p. 65)

commitment within relativistic thinking In Perry's theory, the mature individual's formulation of a perspective that synthesizes contradictions between opposing views, rather than choosing between them. (p. 451)

companionate love Love based on warm, trusting affection and caregiving. Distinguished from *passionate love.* (p. 473)

compliance Voluntary obedience to requests and commands. (p. 208)

compression of morbidity The public health goal of reducing the average period of diminished vigor before death as life expectancy extends. Medical advances, improved socioeconomic conditions, and good health habits all promote this goal. (p. 576)

concrete operational stage Piaget's third stage of cognitive development, extending from about 7 to 11 years of age, during which thought becomes logical, flexible, and organized in its application to concrete information, but the capacity for abstract thinking is not yet present. (p. 299)

conditioned response (CR) In classical conditioning, a new response produced by a conditioned stimulus (CS) that is similar to the unconditioned, or reflexive, response (UCR). (p. 134)

conditioned stimulus (CS) In classical conditioning, a neutral stimulus that, through pairing with an unconditioned stimulus (UCS), leads to a new, conditioned response. (CR). (p. 134)

congregate housing Housing for older adults that provides a variety of support services, including meals in a common dining room, along with watchful oversight of residents with physical and mental disabilities. (p. 618)

conservation The understanding that certain physical characteristics of objects remain the same, even when their outward appearance changes. (p. 229)

constructivist classroom A classroom grounded in Piaget's view of children as active agents who construct their own knowledge. Features include richly equipped learning centers, small groups and individuals solving self-chosen problems, a teacher who guides and supports in response to children's needs, and evaluation based on individual students' progress in relation to their own prior development. Distinguished from *traditional* and *social-constructivist classrooms.* (p. 319)

contexts Unique combinations of personal and environmental circumstances that can result in different paths of development. (p. 7)

continuity theory A social theory of aging that states that most aging adults, in their choice of everyday activities and social relationships, strive to maintain a personal system—an identity and a set of personality dispositions, interests, roles, and skills—that promotes life satisfaction by ensuring consistency between their past and anticipated future. Distinguished from *disengagement theory, activity theory,* and *socioemotional selectivity theory.* (p. 614)

continuous development The view that development is a process of gradually augmenting the same types of skills that were there to begin with. Distinguished from *discontinuous development.* (p. 6)

contrast sensitivity A general principle accounting for early pattern preferences, which states that if babies can detect a difference in contrast between two patterns, they will prefer the pattern with more contrast. (p. 144)

controversial children Children who receive many votes, both positive and negative, on self-report measures of peer acceptance, indicating that they are both liked and disliked. Distinguished from *popular, neglected,* and *rejected children*. (p. 341)

conventional level Kohlberg's second level of moral development, in which moral understanding is based on conforming to social rules to ensure positive human relationships and maintain societal order. (p. 408)

convergent thinking The type of cognition emphasized on intelligence tests, which involves arriving at a single correct answer to a problem. Distinguished from *divergent thinking.* (p. 322)

cooing Pleasant vowel-like noises made by infants beginning around 2 months of age. (p. 176)

cooperative learning Collaboration on a task by a small group of classmates who work toward common goals by resolving differences of opinion, sharing responsibilities, and providing one another with sufficient explanation to correct misunderstandings. (p. 320)

cooperative play A form of social interaction in which children orient toward a common goal, such as acting out a make-believe theme. Distinguished from *nonsocial activity, parallel play,* and *associative play.* (p. 261)

coparenting Parents' mutual support of each other's parenting behaviors. (p. 60)

coregulation A form of supervision in which parents exercise general oversight while letting children take charge of moment-by-moment decision making. (p. 345)

core knowledge perspective A perspective that states that infants are born with a set of innate knowledge systems, or core domains of thought, each of which permits a ready grasp of new, related information and therefore supports early, rapid development of certain aspects of cognition. (p. 159)

corpus callosum The large bundle of fibers connecting the two hemispheres of the cerebral cortex. (p. 218)

correlational design A research design in which the investigator gathers information on individuals without altering their experiences and then examines relationships between participants' characteristics and their behavior or development. Does not permit inferences about cause and effect. (p. 34)

correlation coefficient A number, ranging from +1.00 to −1.00, that describes the strength and direction of the relationship between two variables. (p. 34)

creativity The ability to produce work that is original yet appropriate—something others have not thought of that is useful in some way. (p. 322)

cross-linkage theory of aging A theory of biological aging asserting that the formation of bonds, or links, between normally separate protein fibers causes the body's connective tissue to become less elastic over time, leading to many negative physical outcomes. (p. 434)

cross-sectional design A research design in which groups of participants of different ages are studied at the same point in time. Distinguished from *longitudinal design.* (p. 37)

crowd A large, loosely organized social group consisting of several cliques with similar values. Membership is based on reputation and stereotype. (p. 419)

crystallized intelligence Intellectual skills that depend on accumulated knowledge and experience, good judgment, and mastery of social conventions—abilities acquired because they are valued by the individual's culture. Distinguished from *fluid intelligence.* (p. 518)

D

death anxiety Fear and apprehension of death. (p. 645)

deferred imitation The ability to remember and copy the behavior of models who are not present. (p. 154)

delay of gratification The ability to wait for an appropriate time and place to engage in a tempting act. (p. 209)

dementia A set of disorders occurring almost entirely in old age in which many aspects of thought and behavior are so impaired that everyday activities are disrupted. (p. 582)

deoxyribonucleic acid (DNA) Long, double-stranded molecules that make up chromosomes. (p. 46)

dependency–support script A typical pattern of interaction in which caregivers attend to older adults' dependent behaviors immediately, thereby reinforcing those behaviors. Distinguished from *independence–ignore script.* (p. 610)

dependent variable The variable the researcher expects to be influenced by the independent variable in an experiment. Distinguished from *independent variable.* (p. 35)

developmental cognitive neuroscience An area of investigation that brings together researchers from psychology, biology, neuroscience, and medicine to study the relationship between changes in the brain and the developing person's cognitive processing and behavior patterns. (p. 21)

developmentally appropriate practice A set of standards devised by the U.S. National Association for the Education of Young Children, specifying program characteristics that meet the developmental and individual needs of young children of varying ages, based on current research and consensus among experts. (p. 172)

developmental quotient (DQ) A score on an infant intelligence test, computed in the same manner as an IQ but labeled more conservatively because it does not tap the same dimensions of intelligence assessed in older children. (p. 170)

developmental science An interdisciplinary field devoted to understanding constancy and change throughout the lifespan. (p. 5)

differentiation theory The view that perceptual development involves the detection of increasingly fine-grained, invariant features in the environment. (p. 146)

difficult child A child whose temperament is characterized by irregular daily routines, slow acceptance of new experiences, and a tendency to react negatively and intensely. Distinguished from *easy child* and *slow-to-warm-up child.* (p. 190)

discontinuous development The view that development is a process in which new ways of understanding and responding to the world emerge at specific times. Distinguished from *continuous development.* (p. 6)

disengagement theory A social theory of aging that states that declines in social interaction in late adulthood are due to mutual withdrawal between older adults and society in anticipation of death. Distinguished from *activity theory, continuity theory,* and *socioemotional selectivity theory.* (p. 614)

disorganized/disoriented attachment The attachment pattern reflecting the greatest insecurity, characterizing infants who show confused, contradictory responses when reunited with the parent after a separation. Distinguished from *secure, avoidant,* and *resistant attachment.* (p. 198)

displaced reference The realization that words can be used to cue mental images of things that are not physically present. (p. 157)

divergent thinking The type of thinking associated with creativity, which involves generating multiple and unusual possibilities when faced with a task or problem. Distinguished from *convergent thinking.* (p. 322)

dominance hierarchy A stable ordering of group members that predicts who will win when conflict arises. (p. 297)

dominant cerebral hemisphere The hemisphere of the cerebral cortex responsible for skilled motor action and other important abilities. In right-handed individuals, the left hemisphere is dominant; in left-handed individuals, motor and language skills are often shared between the hemispheres. (p. 217)

dominant–recessive inheritance A pattern of inheritance in which, under heterozygous conditions, the influence of only one allele is apparent. (p. 48)

dualistic thinking In Perry's theory, the cognitive approach typical of younger college students, who divide information, values, and authority into right and wrong, good and bad, we and they. Distinguished from *relativistic thinking.* (p. 451)

dual-process model of coping with loss A perspective that assumes that people cope most effectively with loss when they oscillate between dealing with the emotional consequences of loss and attending to life changes, which—when handled successfully—have restorative, or healing, effects. (p. 660)

dual representation The ability to view a symbolic object as both an object in its own right and a symbol. (p. 227)

durable power of attorney for health care A written statement authorizing appointment of another person (usually, though not always, a family member) to make health care decisions on one's behalf. (p. 655)

dynamic assessment An approach to testing consistent with Vygotsky's zone of proximal development, in which purposeful teaching is introduced into the testing situation to find out what the child can attain with social support. (p. 315)

dynamic systems theory of motor development A theory that views new motor skills as reorganizations of previously mastered skills, which lead to more effective ways of exploring and controlling the environment. Each new skill is a joint product of central nervous system development, the body's movement capacities, the child's goals, and environmental supports for the skill. (p. 137)

E

easy child A child whose temperament is characterized by quick establishment of regular routines in infancy, general cheerfulness, and easy adaptation to new experiences. Distinguished from *difficult child* and *slow-to-warm-up child.* (p. 190)

ecological systems theory Bronfenbrenner's approach, which views the person as developing within a complex system of relationships affected by multiple levels of the surrounding environment, from immediate settings of family and school to broad cultural values and programs. (p. 24)

educational self-fulfilling prophecies Teachers' positive or negative views of individual children, who tend to adopt and start to live up to those views. (p. 320)

effortful control The self-regulatory dimension of temperament, involving the capacity to voluntarily suppress a dominant response in order to plan and execute a more adaptive response. (p. 191)

egalitarian marriage A form of marriage in which partners relate as equals, sharing power and authority. Both try to balance the time and energy they devote to their occupations, their children, and their relationship. Distinguished from *traditional marriage.* (p. 480)

egocentrism Failure to distinguish others' symbolic viewpoints from one's own. (p. 228)

ego integrity versus despair In Erikson's theory, the psychological conflict of late adulthood, which is resolved positively when older adults come to terms with their lives and feel whole, complete, and satisfied with their achievements, recognizing that the paths they followed, abandoned, or never selected were necessary for fashioning a meaningful life course. (p. 604)

elaboration A memory strategy that involves creating a relationship, or shared meaning, between two or more pieces of information that do not belong to the same category in order to improve recall. (p. 305)

embryo The prenatal organism from 2 to 8 weeks after conception—the period when the groundwork for all body structures and internal organs is laid down. (p. 82)

emergent literacy Children's active efforts to construct literacy knowledge through informal experiences. (p. 240)

emerging adulthood A new transitional period of development, extending from the late teens to the mid- to late twenties, during which young people have left adolescence but have not yet assumed adult responsibilities. Rather, they continue to explore alternatives in education, work, personal beliefs and values, and love. (p. 464)

emotional intelligence A set of emotional abilities that enable individuals to process and adapt to emotional information. Measured by tapping the emotional skills people use to manage their own emotions and interact competently with others. (p. 313)

emotional self-regulation Strategies for adjusting our emotional state to a comfortable level of intensity so we can accomplish our goals. (p. 189)

emotion-centered coping A strategy for managing emotion that is internal, private, and aimed at controlling distress when little can be done to change an outcome. Distinguished from *problem-centered coping.* (p. 336)

empathy The ability to understand another's emotional state and to *feel with* that person, or respond emotionally in a similar way. (p. 208)
epigenesis Development resulting from ongoing, bidirectional exchanges between heredity and all levels of the environment. (p. 73)
episodic memory Memory for everyday experiences. (p. 238)
epistemic cognition Reflections on how one arrived at facts, beliefs, and ideas. (p. 451)
ethnic identity A sense of ethnic group membership and attitudes and feelings associated with that membership, as an enduring aspect of the self. (p. 406)
ethnography A method in which the researcher attempts to understand a culture or a distinct social group through participant observation—living with its members and taking field notes for an extended time. (p. 32)
ethological theory of attachment Bowlby's theory, the most widely accepted view of attachment, which regards the infant's emotional tie to the caregiver as an evolved response that promotes survival. (p. 196)
ethology An approach concerned with the adaptive, or survival, value of behavior and its evolutionary history. (p. 22)
euthanasia The practice of ending the life of a person suffering from an incurable condition. (p. 654)
evolutionary developmental psychology An area of research that seeks to understand the adaptive value of specieswide cognitive, emotional, and social competencies as those competencies change with age. (p. 22)
executive function In information processing, the diverse cognitive operations and strategies that enable us to achieve our goals in cognitively challenging situations. Includes controlling attention, suppressing impulses, coordinating information in working memory, and flexibly directing and monitoring thought and behavior. (p. 162)
exosystem In ecological systems theory, social settings that do not contain the developing person but nevertheless affect experiences in immediate settings. Distinguished from *microsystem, mesosystem, macrosystem,* and *chronosystem.* (p. 25)
expansions Adult responses that elaborate on children's speech, increasing its complexity. (p. 251)
experience-dependent brain growth Growth and refinement of established brain structures as a result of specific learning experiences that vary widely across individuals and cultures. Distinguished from *experience-expectant brain growth.* (p. 128)
experience-expectant brain growth The young brain's rapidly developing organization, which depends on ordinary experiences—opportunities to explore the environment, interact with people, and hear language and other sounds. Distinguished from *experience-dependent brain growth.* (p. 127)
experimental design A research design in which the investigator randomly assigns participants to two or more treatment conditions and studies the effect that manipulating an independent variable has on a dependent variable. Permits inferences about cause and effect. (p. 35)
expertise Acquisition of extensive knowledge in a field or endeavor. (p. 453)
expressive style of language learning A style of early language learning in which toddlers use language mainly to talk about their own and others' feelings and needs, with an initial vocabulary emphasizing social formulas and pronouns. Distinguished from *referential style of language learning.* (p. 178)
extended-family household A household in which three or more generations live together. (p. 65)

F

family life cycle A series of phases characterizing the development of most families around the world. In early adulthood, people typically live on their own, marry, and bear and rear children. In middle age, parenting responsibilities diminish. Late adulthood brings retirement, growing old, and (more often for women) death of one's spouse. (p. 478)
fantasy period Period of vocational development in which children gain insight into career options by fantasizing about them. Distinguished from *tentative period* and *realistic period.* (p. 455)
fast-mapping Children's ability to connect new words with their underlying concepts after only a brief encounter. (p. 248)
feminization of poverty A trend in which women who support themselves or their families have become the majority of the adult population living in poverty, regardless of age and ethnic group. (p. 544)
fetal alcohol spectrum disorder (FASD) A range of physical, mental, and behavioral outcomes caused by prenatal alcohol exposure, including *fetal alcohol syndrome (FAS), partial fetal alcohol syndrome (p-FAS),* and *alcohol-related neurodevelopmental disorder (ARND).* (p. 88)
fetal alcohol syndrome (FAS) The most severe form of fetal alcohol spectrum disorder, distinguished by slow physical growth, facial abnormalities, and brain injury. Usually affects children whose mothers drank heavily throughout pregnancy. Distinguished from *partial fetal alcohol syndrome (p-FAS)* and *alcohol-related neurodevelopmental disorder (ARND).* (p. 88)
fetal monitors Electronic instruments that track the baby's heart rate during labor. (p. 100)
fetus The prenatal organism from the ninth week to the end of pregnancy—the period during which body structures are completed and dramatic growth in size occurs. (p. 83)
fluid intelligence Intellectual skills that largely depend on basic information-processing skills—ability to detect relationships among visual stimuli, speed of analyzing information, and capacity of working memory. Influenced less by culture than by conditions in the brain and by learning unique to the individual. Distinguished from *crystallized intelligence.* (p. 518)
formal operational stage Piaget's highest stage, beginning around 11 years of age, in which adolescents develop the capacity for abstract, systematic, scientific thinking. (p. 382)
frailty Weakened functioning of diverse organs and body systems, which profoundly interferes with everyday competence and leaves older adults highly vulnerable in the face of infection, extremely hot or cold weather, or injury. (p. 580)
fraternal, or dizygotic, twins Twins resulting from the release and fertilization of two ova. They are genetically no more alike than ordinary siblings. Distinguished from *identical,* or *monozygotic, twins.* (p. 47)
free radicals Naturally occurring, highly reactive chemicals that form in the presence of oxygen and destroy nearby cellular material, including DNA, proteins, and fats essential for cell functioning. Believed to be involved in many disorders of aging. (p. 433)
functional age Actual competence and performance of an older adult, as distinguished from chronological age. (p. 564)

G

gametes Sex cells, or sperm and ova, which contain half as many chromosomes as regular body cells. (p. 46)
gender constancy A full understanding of the biologically based permanence of one's gender, including the realization that sex remains the same even if clothing, hairstyle, and play activities change. (p. 276)
gender identity An image of oneself as relatively masculine or feminine in characteristics. (p. 276)
gender intensification Increased gender stereotyping of attitudes and behavior and movement toward a more traditional gender identity, typical of early adolescence. (p. 414)
gender schema theory An information-processing approach to gender typing that explains how environmental pressures and children's cognitions work together to shape gender-role development. (p. 277)
gender typing Any association of objects, roles, or traits with one sex or the other in ways that conform to cultural stereotypes. (p. 273)
gene A segment of a DNA molecule that contains instructions for production of various proteins that contribute to growth and functioning of the body. (p. 46)
gene–environment correlation The idea that heredity influences the environments to which individuals are exposed. (p. 72)
gene–environment interaction The view that people have unique, genetically influenced reactions to particular experiences and qualities of the environment. (p. 71)
generativity versus stagnation In Erikson's theory, the psychological conflict of midlife, which is resolved positively if the adult can integrate

personal goals with the welfare of the larger social world. The resulting strength is the capacity to give to and guide the next generation. (p. 532)

genetic counseling A communication process designed to help couples assess their chances of giving birth to a baby with a hereditary disorder and choose the best course of action in view of risks and family goals. (p. 53)

genomic imprinting A pattern of inheritance in which alleles are imprinted, or chemically marked, in such a way that one pair member is activated, regardless of its makeup. (p. 51)

genotype An individual's genetic makeup. Distinguished from *phenotype.* (p. 45)

gerotranscendence According to Joan Erikson, a psychosocial stage characterizing the very old and representing development beyond ego integrity. Involves a cosmic, transcendent perspective directed forward and outward, beyond the self. Apparent in heightened inner calm and contentment and in additional time spent in quiet reflection. (p. 605)

gifted Displaying exceptional intellectual strengths, such as high IQ, high potential for creativity, and specialized talent. (p. 322)

glass ceiling Invisible barrier to advancement up the corporate ladder, faced by women and ethnic minorities. (p. 555)

glaucoma A disease in which poor fluid drainage leads to a buildup of pressure within the eye, damaging the optic nerve. A leading cause of blindness among older adults. (p. 503)

glial cells Cells that are responsible for myelination of neural fibers, improving the efficiency of message transfer. (p. 122)

goodness-of-fit model A model that describes how favorable adjustment depends on an effective match, or good fit, between a child's temperament and the child-rearing environment. (p. 194)

grief Intense physical and psychological distress following the death of a loved one. (p. 659)

growth hormone (GH) A pituitary hormone that affects the development of all body tissues except the central nervous system and the genitals. (p. 219)

growth spurt Rapid gain in height and weight that is the first outward sign of puberty. (p. 363)

guided participation Shared endeavors between more expert and less expert participants, without specifying the precise features of communication in order to allow for variations across situations and cultures. A broader concept than *scaffolding.* (p. 235)

H

habituation A gradual reduction in the strength of a response due to repetitive stimulation. (p. 134)

hardiness A set of three personal qualities—control, commitment, and challenge—that, together, help people cope adaptively with stress brought on by inevitable life changes. (p. 516)

heritability estimate A statistic that measures the extent to which individual differences in complex traits, such as intelligence or personality, in a specific population are due to genetic factors. (p. 70)

heterozygous Having two different alleles at the same place on a pair of chromosomes. Distinguished from *homozygous.* (p. 48)

hierarchical classification The organization of objects into classes and subclasses on the basis of similarities and differences. (p. 229)

hippocampus An inner-brain structure that plays a vital role in memory and in images of space that help us find our way. (p. 218)

history-graded influences Influences on lifespan development that are unique to a particular historical era and explain why people born around the same time (called a *cohort*) tend to be alike in ways that set them apart from people born at other times. (p. 11)

Home Observation for Measurement of the Environment (HOME) A checklist for gathering information about the quality of children's home lives through observation and parental interview. (p. 170)

homozygous Having two identical alleles at the same place on a pair of chromosomes. Distinguished from *heterozygous.* (p. 48)

hormone therapy Low daily doses of estrogen, either alone or in combination with progesterone, aimed at reducing the physical discomforts of menopause. (p. 506)

hospice A comprehensive program of support services for terminally ill people and their families, which regards the patient and family as a unit of care and emphasizes meeting the patient's physical, emotional, social, and spiritual needs while also providing follow-up bereavement services to the family. (p. 652)

hypothetico-deductive reasoning A formal operational problem-solving strategy in which adolescents begin with a *hypothesis,* or prediction, about variables that might affect an outcome. From the hypothesis, they *deduce* logical, testable inferences. Then they systematically isolate and combine variables to see which of those inferences are confirmed in the real world. (p. 382)

I

identical, or monozygotic, twins Twins that result when a zygote, during early cell duplication, separates into two clusters of cells with the same genetic makeup, which develop into two individuals. Distinguished from *fraternal,* or *dizygotic, twins.* (p. 48)

identity A well-organized conception of the self, consisting of values, beliefs, and goals, to which the individual is solidly committed. (p. 402)

identity achievement The identity status of individuals who, after a period of exploration, have committed themselves to a clearly formulated set of self-chosen values and goals. Distinguished from *identity moratorium, identity foreclosure,* and *identity diffusion.* (p. 403)

identity diffusion The identity status of individuals who do not engage in exploration and are not committed to values and goals. Distinguished from *identity achievement, identity moratorium,* and *identity foreclosure.* (p. 403)

identity foreclosure The identity status of individuals who do not engage in exploration but, instead, are committed to ready-made values and goals chosen for them by authority figures. Distinguished from *identity achievement, identity moratorium,* and *identity diffusion.* (p. 403)

identity moratorium The identity status of individuals who are exploring but not yet committed to self-chosen values and goals. Distinguished from *identity achievement, identity foreclosure,* and *identity diffusion.* (p. 403)

identity versus role confusion In Erikson's theory, the psychological conflict of adolescence, which is resolved positively when adolescents achieve an identity through a process of exploration and inner soul-searching. (p. 402)

imaginary audience Adolescents' belief that they are the focus of everyone else's attention and concern. (p. 386)

imitation Learning by copying the behavior of another person. Also known as *modeling* or *observational learning.* (p. 135)

implantation Attachment of the blastocyst to the uterine lining, which occurs 7 to 9 days after fertilization. (p. 81)

implicit memory Memory without conscious awareness. (p. 591)

inclusive classrooms Classrooms in which students with learning difficulties learn alongside typical students in a regular educational setting for all or part of the school day—a practice designed to prepare them for participation in society and to combat prejudices against individuals with disabilities. (p. 322)

incomplete dominance A pattern of inheritance in which both alleles are expressed in the phenotype, resulting in a combined trait, or one that is intermediate between the two. (p. 50)

independence–ignore script A typical pattern of interaction in which older adults' independent behaviors are mostly ignored and, as a result, occur less often. Distinguished from *dependency–support script.* (p. 610)

independent variable In an experiment, the variable the investigator expects to cause changes in another variable and that the researcher manipulates by randomly assigning participants to treatment conditions. Distinguished from *dependent variable.* (p. 35)

individualistic societies Societies in which people think of themselves as separate entities and are largely concerned with their own personal needs. Distinguished from *collectivist societies.* (p. 65)

induction A type of discipline in which an adult helps the child notice feelings by pointing out the effects of the child's misbehavior on others. (p. 264)

industry versus inferiority In Erikson's theory, the psychological conflict of middle childhood, which is resolved positively when experiences

lead children to develop a sense of competence at useful skills and tasks. (p. 330)

infant-directed speech (IDS) A form of communication used by adults to speak to infants and toddlers, consisting of short sentences with high-pitched, exaggerated expression, clear pronunciation, distinct pauses between speech segments, and repetition of new words in a variety of contexts. (p. 178)

infantile amnesia The inability of most older children and adults to retrieve events that happened before age 3. (p. 164)

infant mortality The number of deaths in the first year of life per 1,000 live births. (p. 104)

information-loss view A view that attributes age-related slowing of cognitive processing to greater loss of information as it moves through the system. As a result, the whole system must slow down to inspect and interpret the information. Distinguished from *neural network view.* (p. 520)

information processing A perspective that views the human mind as a symbol-manipulating system through which information flows and that regards cognitive development as a continuous process. (p. 20)

inhibited, or shy, child A child whose temperament is such that he or she reacts negatively to and withdraws from novel stimuli. Distinguished from *uninhibited,* or *sociable, child.* (p. 191)

initiative versus guilt In Erikson's theory, the psychological conflict of early childhood, which is resolved positively through play experiences that foster a healthy sense of initiative and through development of a superego, or conscience, that is not overly strict and guilt-ridden. (p. 256)

instrumental activities of daily living (IADLs) Tasks necessary to conduct the business of daily life and also requiring some cognitive competence, such as telephoning, shopping, food preparation, housekeeping, and paying bills. (p. 567)

intelligence quotient (IQ) A score that permits an individual's performance on an intelligence test to be compared to the performances of other individuals of the same age. (p. 169)

intentional, or **goal-directed, behavior** A sequence of actions in which schemes are deliberately coordinated to solve a problem. (p. 154)

interactional synchrony A form of communication in which the caregiver responds to infant signals in a well-timed, rhythmic, appropriate fashion and both partners match emotional states, especially the positive ones. (p. 200)

intermodal perception The process of making sense of simultaneous input from more than one modality, or sensory system, perceiving them as an integrated whole. (p. 145)

internal working model A set of expectations about the availability of attachment figures and the likelihood that they will provide support in times of stress. It becomes a vital part of personality, serving as a guide for all future close relationships. (p. 197)

intimacy versus isolation In Erikson's theory, the psychological conflict of early adulthood, reflected in the young person's thoughts and feelings about making a permanent commitment to an intimate partner. (p. 469)

irreversibility The inability to mentally go through a series of steps in a problem and then reverse direction, returning to the starting point. Distinguished from *reversibility.* (p. 229)

J

joint attention A state in which the child attends to the same object or event as the caregiver, who often labels it. Supports language development. (p. 176)

K

kinkeeper Role assumed by members of the middle generation, especially mothers, who take responsibility for gathering the family for celebrations and making sure everyone stays in touch. (p. 545)

kinship studies Studies that compare the characteristics of family members to determine the importance of heredity in complex human characteristics. (p. 70)

kwashiorkor A disease caused by an unbalanced diet very low in protein that usually appears after weaning, between 1 and 3 years of age. Symptoms include an enlarged belly, swollen feet, hair loss, skin rash, and irritable, listless behavior. (p. 132)

L

language acquisition device (LAD) In Chomsky's theory, an innate system containing a universal grammar, or set of rules common to all languages, that enables children, no matter which language they hear, to understand and speak in a rule-oriented fashion as soon as they pick up enough words. (p. 174)

lanugo White, downy hair that covers the entire body of the fetus, helping the vernix stick to the skin. (p. 83)

lateralization Specialization of functions in the two hemispheres of the cerebral cortex. (p. 124)

learned helplessness Attribution of success to external factors, such as luck, and failure to low ability, which is fixed and cannot be improved through effort. Distinguished from *mastery-oriented attributions.* (p. 333)

learning disabilities Great difficulty with one or more aspects of learning, usually reading, resulting in achievement considerably behind what would be expected on the basis of a child's IQ. (p. 322)

life-care communities Housing for older adults that offers a range of alternatives, from independent or congregate housing to full nursing home care, guaranteeing that residents' changing needs will be met within the same facility as they age. (p. 618)

lifespan perspective A dynamic systems approach to development that assumes development is lifelong, multidimensional and multidirectional, highly plastic, and affected by multiple interacting forces. (p. 8)

living will A written statement specifying the treatments a person does or does not want in case of a terminal illness, coma, or other near-death situation. (p. 655)

loneliness Unhappiness resulting from a gap between actual and desired social relationships. (p. 477)

longitudinal design A research design in which participants are studied repeatedly, and changes are noted as they get older. Distinguished from *cross-sectional design.* (p. 35)

long-term memory In information processing, the largest storage area in memory, containing our permanent knowledge base. (p. 162)

M

macrosystem In ecological systems theory, cultural values, laws, customs, and resources that influence experiences and interactions at inner levels of the environment. Distinguished from *microsystem, mesosystem, exosystem,* and *chronosystem.* (p. 25)

macular degeneration Blurring and eventual loss of central vision due to a breakdown of light-sensitive cells in the macula, or central region of the retina. (p. 569)

make-believe play A type of play in which children act out everyday and imaginary activities. (p. 154)

marasmus A wasted condition of the body caused by a diet low in all essential nutrients, which usually appears in the first year of life. (p. 132)

mastery-oriented attributions Attributions that credit success to ability, which can be improved through effort, and failure to insufficient effort. Distinguished from *learned helplessness.* (p. 333)

matters of personal choice Concerns that do not involve rights or others' welfare and, therefore, are up to the individual, such as choice of friends, hairstyle, and leisure activities. Distinguished from *moral imperatives* and *social conventions.* (p. 269)

maximum lifespan The species-specific biological limit to length of life (in years), corresponding to the age at which the oldest known individual died. Distinguished from *average life expectancy* and *average healthy life expectancy.* (p. 566)

meiosis The process of cell division through which gametes are formed and in which the number of chromosomes in each cell is halved. (p. 46)

memory strategies Deliberate mental activities that improve the likelihood of remembering. (p. 237)

menarche First menstruation. (p. 365)

menopause The end of menstruation and, therefore, of a woman's reproductive capacity. (p. 504)

mental representation An internal depiction of information that the mind can manipulate, including images and concepts. (p. 154)

mesosystem In ecological systems theory, connections between a person's microsystems, or immediate settings. Distinguished from *microsystem, exosystem, macrosystem,* and *chronosystem.* (p. 25)

metacognition Thinking about thought; a theory of mind, or coherent set of ideas about mental activities. (p. 239)

microsystem In ecological systems theory, the innermost level of the environment, consisting of activities and interaction patterns in the person's immediate surroundings. Distinguished from *mesosystem, exosystem, macrosystem,* and *chronosystem.* (p. 24)

midlife crisis Self-doubt and stress that prompt major restructuring of the personality during the transition to middle adulthood. Characterizes the experience of only a minority of adults. (p. 536)

mirror neurons Specialized cells in motor areas of the cerebral cortex in primates that underlie the ability to imitate by firing identically when a primate hears or sees an action and when it carries out the action on its own. (p. 136)

mitosis The process of cell duplication, in which each new cell receives an exact copy of the original chromosomes. (p. 46)

moral identity The degree to which morality is central to an individual's self-concept. (p. 411)

moral imperatives Rules and expectations that protect people's rights and welfare. Distinguished from *social conventions* and *matters of personal choice.* (p. 269)

mortality The phase of dying in which the individual passes into permanent death. Distinguished from *agonal phase* and *clinical death.* (p. 640)

mourning The culturally specified expression of the bereaved person's thoughts and feelings through funerals and other rituals. (p. 659)

mutation A sudden but permanent change in a segment of DNA. (p. 51)

myelination The coating of neural fibers with an insulating fatty sheath, called *myelin,* that improves the efficiency of message transfer. (p. 122)

N

naturalistic observation A research method in which the researcher goes into the field, or natural environment, and records the behavior of interest. Distinguished from *structured observation.* (p. 28)

natural, or **prepared, childbirth** A group of techniques designed to reduce pain and medical intervention and to make childbirth as rewarding an experience as possible. (p. 99)

nature–nurture controversy Disagreement among theorists about whether genetic or environmental factors are more important influences on development. (p. 7)

neglected children Children who are seldom mentioned, either positively or negatively, on self-report measures of peer acceptance. Distinguished from *popular, rejected,* and *controversial children.* (p. 341)

Neonatal Behavioral Assessment Scale (NBAS) A test used to evaluate a newborn infant's reflexes, muscle tone, state changes, responsiveness to physical and social stimuli, and other reactions. (p. 114)

neural network view A view that attributes age-related slowing of cognitive processing to breaks in neural networks as neurons die. The brain adapts by forming bypasses—new synaptic connections that go around the breaks but are less efficient. Distinguished from *information-loss view.* (p. 520)

neural tube During the period of the embryo, the primitive spinal cord that develops from the ectoderm, the top of which swells to form the brain. (p. 82)

neurofibrillary tangles A structural change in the cerebral cortex associated with Alzheimer's disease, in which bundles of twisted threads appear that are the product of collapsed neural structures. (p. 583)

neurons Nerve cells that store and transmit information. (p. 121)

neurotransmitters Chemicals released by neurons that cross the synapse to send messages to other neurons. (p. 121)

niche-picking A type of gene–environment correlation in which individuals actively choose environments that complement their heredity. (p. 72)

nonnormative influences Influences on lifespan development that are irregular, in that they happen to just one or a few individuals and do not follow a predictable timetable. (p. 12)

non-rapid-eye-movement (NREM) sleep A "regular" sleep state during which the body is almost motionless and heart rate, breathing, and brain-wave activity are slow and even. Distinguished from *rapid-eye-movement (REM) sleep.* (p. 108)

nonsocial activity Unoccupied, onlooker behavior and solitary play. Distinguished from *parallel, associative,* and *cooperative play.* (p. 261)

normal distribution The bell-shaped distribution that results when individual differences are measured in large samples. Most scores cluster around the mean, or average, with progressively fewer falling toward the extremes. (p. 169)

normative approach An approach in which measures of behavior are taken on large numbers of individuals, and age-related averages are computed to represent typical development. (p. 15)

O

obesity A greater-than-20-percent increase over healthy body weight, based on body mass index, a ratio of weight to height associated with body fat. (p. 291)

object permanence The understanding that objects continue to exist when out of sight. (p. 154)

operant conditioning A form of learning in which a spontaneous behavior is followed by a stimulus that changes the probability that the behavior will occur again. (p. 134)

optimal aging Aging in which gains are maximized and losses minimized. (p. 632)

ordinality The mathematical principle specifying order relationships (more than and less than) between quantities. (p. 242)

organization In Piaget's theory, the internal rearrangement and linking together of schemes to create a strongly interconnected cognitive system. In information processing, a memory strategy that involves grouping related items together to improve recall. (p. 152, p. 304)

osteoarthritis A form of arthritis that involves deteriorating cartilage on the ends of bones of frequently used joints, which leads to swelling, stiffness, and loss of flexibility. Also known as "wear-and-tear" arthritis or "degenerative joint disease." Distinguished from *rheumatoid arthritis.* (p. 580)

osteoporosis Severe age-related bone loss, which greatly magnifies the risk of bone fractures. (p. 512)

overextension An early vocabulary error in which young children apply a word too broadly, to a wider collection of objects and events than is appropriate. Distinguished from *underextension.* (p. 177)

overregularization Overextension of regular grammatical rules to words that are exceptions. (p. 249)

P

palliative, or **comfort, care** Care for terminally ill, suffering patients that relieves pain and other symptoms (such as nausea, breathing difficulties, insomnia, and depression), with the goal of protecting the patient's quality of remaining life rather than prolonging life. (p. 652)

parallel play A form of limited social participation in which a child plays near other children with similar materials but does not try to influence their behavior. Distinguished from *nonsocial, associative,* and *cooperative play.* (p. 261)

parental imperative theory A theory that claims that identification with traditional gender roles is maintained during the active parenting years to help ensure the survival of children but that after children reach adulthood, parents are free to express the "other-gender" side of their personalities. (p. 540)

partial fetal alcohol syndrome (p-FAS) A form of fetal alcohol spectrum disorder characterized by facial abnormalities and brain injury, but less severe than fetal alcohol syndrome. Usually affects children whose mothers drank alcohol in smaller quantities during pregnancy. Distinguished from *fetal alcohol syndrome (FAS)* and *alcohol-related neurodevelopmental disorder (ARND).* (p. 89)

passionate love Love based on intense sexual attraction. Distinguished from *companionate love.* (p. 473)

passive euthanasia The practice of withholding or withdrawing life-sustaining treatment, permitting a patient to die naturally. Distinguished from *voluntary active euthanasia.* (p. 654)

peer acceptance Likability, or the extent to which a child is viewed by a group of agemates as a worthy social partner. (p. 341)

peer group A collective of peers who generate unique values and standards for behavior and a social structure of leaders and followers. (p. 339)

peer victimization A destructive form of peer interaction in which certain children become frequent targets of verbal and physical attacks or other forms of abuse. (p. 342)

perceptual narrowing effect Perceptual sensitivity that becomes increasingly attuned with age to information most often encountered. (p. 141)

permissive child-rearing style A child-rearing style that is warm and accepting but uninvolved, low in control (either overindulgent or inattentive), and lenient rather than appropriate in autonomy granting. Distinguished from *authoritative, authoritarian,* and *uninvolved child-rearing styles.* (p. 279)

persistent vegetative state A state in which the cerebral cortex no longer registers electrical activity but the brain stem remains active. The person is unconscious and displays no voluntary movements. (p. 641)

personal fable Adolescents' inflated opinion of their own importance—a feeling that they are special and unique. (p. 386)

person–environment fit A good match between older adults' abilities and the demands of their living environments. Promotes adaptive behavior and psychological well-being. (p. 611)

phenotype An individual's directly observable physical and behavioral characteristics, which are determined by both genetic and environmental factors. Distinguished from *genotype.* (p. 45)

phobia An intense, unmanageable fear that leads to persistent avoidance of the feared situation. (p. 352)

phonics approach An approach to beginning reading instruction that emphasizes coaching children on phonics—the basic rules for translating written symbols into sounds—before exposing them to complex reading material. Distinguished from the *whole-language approach.* (p. 308)

phonological awareness The ability to reflect on and manipulate the sound structure of spoken language, as indicated by sensitivity to changes in sounds within words, to rhyming, and to incorrect pronunciation. A strong predictor of emergent literacy knowledge. (p. 242)

physical aggression A form of aggression that harms others through physical injury to themselves or their property. Distinguished from *verbal aggression* and *relational aggression.* (p. 269)

pituitary gland A gland located at the base of the brain that releases hormones that induce physical growth. (p. 219)

placenta The organ that permits exchange of nutrients and waste products between the bloodstreams of the mother and the embryo, while also preventing the mother's and embryo's blood from mixing directly. (p. 82)

plasticity Openness of development to change in response to influential experiences. (p. 7)

polygenic inheritance A pattern of inheritance in which many genes influence a characteristic. (p. 52)

popular-antisocial children A subgroup of popular children who are admired for their socially adept yet belligerent behavior. Includes "tough" boys who are athletically skilled, aggressive, and poor students, as well as relationally aggressive boys and girls. Distinguished from *popular-prosocial children.* (p. 341)

popular children Children who receive many positive votes on self-report measures of peer acceptance, indicating they are well-liked. Distinguished from *rejected, controversial,* and *neglected children.* (p. 341)

popular-prosocial children A subgroup of popular children who combine academic and social competence. Distinguished from *popular-antisocial children.* (p. 341)

possible selves Future-oriented representations of what one hopes to become and what one is afraid of becoming. The temporal dimension of self-concept. (p. 538)

postconventional level Kohlberg's highest level of moral development, in which individuals define morality in terms of abstract principles and values that apply to all situations and societies. (p. 408)

postformal thought Cognitive development beyond Piaget's formal operational stage. (p. 450)

practical problem solving Problem solving that requires people to size up real-world situations and analyze how best to achieve goals that have a high degree of uncertainty. (p. 524)

pragmatics The practical, social side of language, concerned with how to engage in effective and appropriate communication. (p. 250)

pragmatic thought In Labouvie-Vief 's theory, a structural advance in thinking in adulthood, in which logic becomes a tool for solving real-world problems and contradictions are accepted as part of existence. (p. 452)

preconventional level Kohlberg's first level of moral development, in which children accept the rules of authority figures and judge actions by their consequences, viewing behaviors that result in punishment as bad and those that lead to rewards as good. (p. 407)

prefrontal cortex The region of the cerebral cortex, lying in front of areas controlling body movement, that is responsible for thought—in particular, for consciousness, inhibition of impulses, integration of information, and use of memory, reasoning, planning, and problem-solving strategies. (p. 124)

prenatal diagnostic methods Medical procedures that permit detection of developmental problems before birth. (p. 56)

preoperational stage Piaget's second stage of cognitive development, extending from about 2 to 7 years of age, in which children undergo an extraordinary increase in representational, or symbolic, activity, although thought is not yet logical. (p. 226)

presbycusis Age-related hearing impairment, beginning around age 50 with a noticeable decline in sensitivity to high-frequency sounds, which gradually extends to all frequencies. (p. 503)

presbyopia A condition of aging in which, around age 60, the lens of the eye loses its capacity to adjust to objects at varying distances. (p. 502)

preterm infants Infants born several weeks or more before their due date. (p. 102)

primary aging Genetically influenced age-related declines in the functioning of organs and systems that affect all members of our species and occur even in the context of overall good health. Also called *biological aging.* Distinguished from *secondary aging.* (p. 580)

primary sexual characteristics Physical features that involve the reproductive organs (ovaries, uterus, and vagina in females; penis, scrotum, and testes in males). Distinguished from *secondary sexual characteristics.* (p. 365)

private speech Self-directed speech that children use to plan and guide their own behavior. (p. 234)

proactive aggression A type of aggression in which children act to fulfill a need or desire—obtain an object, privilege, space, or social reward, such as adult or peer attention—and unemotionally attack a person to achieve their goal. Also called *instrumental aggression.* Distinguished from *reactive aggression.* (p. 269)

problem-centered coping A strategy for managing emotion that involves appraising the situation as changeable, identifying the difficulty, and deciding what to do about it. Distinguished from *emotion-centered coping.* (p. 336)

programmed cell death An aspect of brain growth whereby, as synapses form, many surrounding neurons die, making space for these connective structures. (p. 122)

Project Head Start A U.S. federal early intervention program that provides children from low-income families with a year or two of preschool, along with nutritional and health services, and that encourages parent involvement in children's learning and development. (p. 245)

propositional thought A type of formal operational reasoning involving the ability to evaluate the logic of propositions, or verbal statements, without referring to real-world circumstances. (p. 383)

prosocial, or **altruistic, behavior** Actions that benefit another person without any expected reward for the self. (p. 260)

prospective memory Recall that involves remembering to engage in planned actions in the future. (p. 593)

proximodistal trend An organized pattern of physical growth that proceeds from the center of the body outward. Distinguished from *cephalocaudal trend.* (p. 121)

psychoanalytic perspective An approach to personality development introduced by Freud that assumes people move through a series of stages in which they confront conflicts between biological drives and social expectations. How these conflicts are resolved determines the person's ability to learn, to get along with others, and to cope with anxiety. (p. 15)

psychological control Parental behaviors that intrude on and manipulate children's verbal expressions, individuality, and attachments to parents. (p. 279)

psychosexual theory Freud's theory, which emphasizes that how parents manage children's sexual and aggressive drives in the first few years is crucial for healthy personality development. (p. 15)

psychosocial theory Erikson's theory, which emphasizes that in each Freudian stage, individuals not only develop a unique personality but also acquire attitudes and skills that make them active, contributing members of their society. Recognizes the lifespan nature of development and the impact of culture. (p. 16)

puberty Biological changes at adolescence that lead to an adult-sized body and sexual maturity. (p. 361)

public policies Laws and government programs designed to improve current conditions. (p. 65)

punishment In operant conditioning, removal of a desirable stimulus or presentation of an unpleasant one to decrease the occurrence of a response. (p. 134)

R

random assignment An unbiased procedure for assigning participants to treatment conditions in an experiment, such as drawing numbers out of a hat or flipping a coin. Increases the chances that participants' characteristics will be equally distributed across treatment groups. (p. 35)

rapid-eye-movement (REM) sleep An "irregular" sleep state in which brain-wave activity is similar to that of the waking state. Distinguished from *non-rapid-eye-movement (NREM) sleep.* (p. 108)

reactive aggression An angry, defensive response to provocation or a blocked goal that is meant to hurt another person. Also called *hostile aggression.* Distinguished from *proactive aggression.* (p. 269)

realistic period Period of vocational development in which older adolescents and young adults narrow their vocational options, engaging in further exploration before focusing on a general vocational category and, slightly later, settling on a single occupation. Distinguished from *fantasy period* and *tentative period.* (p. 456)

recall A type of memory that involves remembering something that is not present. Distinguished from *recognition.* (p. 164)

recasts Adult responses that restructure children's grammatically inaccurate speech into correct form. (p. 251)

recognition A type of memory that involves noticing whether a stimulus is identical or similar to one previously experienced. Distinguished from *recall.* (p. 164)

recovery Following habituation, an increase in responsiveness to a new stimulus. (p. 134)

referential style of language learning A style of early language learning in which toddlers use language mainly to name things, producing many words that refer to objects. Distinguished from *expressive style of language learning.* (p. 178)

reflex An inborn, automatic response to a particular form of stimulation. (p. 106)

rehearsal A memory strategy that involves repeating information to oneself to improve recall. (p. 304)

reinforcer In operant conditioning, a stimulus that increases the occurrence of a response. (p. 134)

rejected-aggressive children A subgroup of rejected children who show high rates of conflict, physical and relational aggression, and hyperactive, inattentive, and impulsive behavior. Distinguished from *rejected-withdrawn children.* (p. 341)

rejected children Children who receive many negative votes on self-report measures of peer acceptance, indicating they are actively disliked. Distinguished from *popular, controversial,* and *neglected children.* (p. 341)

rejected-withdrawn children A subgroup of rejected children who are passive and socially awkward. Distinguished from *rejected-aggressive children.* (p. 341)

relational aggression A form of aggression that damages another's peer relationships through social exclusion, malicious gossip, or friendship manipulation. Distinguished from *physical aggression* and *verbal aggression.* (p. 269)

relativistic thinking In Perry's theory, the cognitive approach typical of older college students, who view all knowledge as embedded in a framework of thought and, therefore, give up the possibility of absolute truth in favor of multiple truths, each relative to its context. Distinguished from *dualistic thinking.* (p. 451)

reminiscence The process of telling stories about people and events from the past and reporting associated thoughts and feelings. (p. 606)

reminiscence bump Older adults' heightened autobiographical memory for events that occurred between ages 10 and 30. (p. 592)

remote memory Very long-term recall. (p. 592)

resilience The ability to adapt effectively in the face of threats to development. (p. 10)

resistant attachment The attachment pattern characterizing infants who remain close to the parent and fail to explore before separation, are usually distressed when the parent leaves, and combine clinginess with angry, resistive behavior when the parent returns. Distinguished from *secure, avoidant,* and *disorganized/disoriented attachment.* (p. 198)

reticular formation A structure in the brain stem that maintains alertness and consciousness. (p. 218)

reversibility The ability to think through a series of steps in a problem and then mentally reverse direction, returning to the starting point. Distinguished from *irreversibility.* (p. 299)

rheumatoid arthritis A form of arthritis in which an autoimmune response leads to inflammation of connective tissue, particularly the membranes that line the joints, resulting in overall stiffness, inflammation, and aching. Leads to deformed joints and often serious loss of mobility. Distinguished from *osteoarthritis.* (p. 580)

Rh factor incompatibility A condition that arises when the Rh protein is present in the fetus's blood but not in the mother's, causing the mother to build up antibodies. If these enter the fetus's system, they destroy red blood cells, reducing the oxygen supply to organs and tissues. Mental retardation, miscarriage, heart damage, and infant death can occur. (p. 93)

rough-and-tumble play A form of peer interaction involving friendly chasing and play-fighting that emerges in the preschool years and peaks in middle childhood. In our evolutionary past, it may have been important for developing fighting skill. (p. 297)

S

sandwich generation A term used to describe middle-aged adults who must care for multiple generations above and below them at the same time. (p. 549)

scaffolding Adjusting the support offered during a teaching session to fit the learner's current level of performance. Direct instruction is offered when a task is new; less help is provided as competence increases, thereby keeping the task within the zone of proximal development. (p. 234)

scale errors Toddlers' attempts to do things that their body size makes impossible, possibly indicating lack of an accurate understanding of their own body dimensions. (p. 207)

scheme In Piaget's theory, a specific psychological structure, or organized way of making sense of experience, that changes with age. (p. 152)

scripts General descriptions of what occurs and when it occurs in a particular situation, used to organize and interpret everyday experiences. (p. 238)

secondary aging Age-related declines due to hereditary defects and environmental influences, such as poor diet, lack of exercise, disease, substance abuse, environmental pollution, and psychological stress. Distinguished from *primary aging.* (p. 580)

secondary friends People who are not intimates but with whom an individual spends time occasionally, such as a group that meets for lunch, bridge, or museum tours. (p. 625)

secondary sexual characteristics Physical features visible on the outside of the body that serve as signs of sexual maturity but do not involve the reproductive organs (for example, breast development in females, appearance of underarm and pubic hair in both sexes). Distinguished from *primary sexual characteristics.* (p. 365)

secular trend A change from one generation to the next in an aspect of development, such as body size or pubertal timing. (p. 367)

secure attachment The attachment pattern characterizing infants who use the parent as a secure base from which to explore, may be distressed by parental separation, but actively seek contact and are easily comforted by the parent when she returns. Distinguished from *avoidant, resistant,* and *disorganized/disoriented attachment.* (p. 197)

secure base The familiar caregiver as a point from which the baby explores, venturing into the environment and then returning for emotional support. (p. 187)

selective optimization with compensation A set of strategies used by older adults who sustain high levels of functioning. Narrowing their goals, they *select* personally valued activities to *optimize* returns from their diminishing energy and also find new ways to *compensate* for losses. (p. 590)

self-care children Children who are without adult supervision for some period of time after school. (p. 351)

self-concept The set of attributes, abilities, attitudes, and values that an individual believes defines who he or she is. (p. 256)

self-conscious emotions Emotions involving injury to or enhancement of the sense of self, including guilt, shame, embarrassment, envy, and pride. (p. 188)

self-esteem An aspect of self-concept that involves judgments about one's own worth and the feelings associated with those judgments. (p. 257)

self-recognition Identification of the self as a physically unique being. (p. 207)

sensitive caregiving Caregiving that involves responding promptly, consistently, and appropriately to infants and holding them tenderly and carefully. (p. 199)

sensitive period A time that is optimal for certain capacities to emerge and in which the individual is especially responsive to environmental influences. (p. 22)

sensorimotor stage Piaget's first stage, spanning the first two years of life, during which infants and toddlers "think" with their eyes, ears, hands, and other sensorimotor equipment. (p. 152)

sensory register The part of the information-processing system in which sights and sounds are represented directly and stored briefly. (p. 161)

separation anxiety An infant's distressed reaction to the departure of the familiar caregiver. (p. 196)

seriation The ability to order items along a quantitative dimension, such as length or weight. (p. 300)

sequential designs Developmental designs in which investigators conduct several similar cross-sectional or longitudinal studies (called *sequences*) at varying times, sometimes combining longitudinal and cross-sectional strategies. (p. 38)

sex chromosomes The twenty-third pair of chromosomes, which determines the sex of the individual. In females, it is called *XX*; in males, *XY*. (p. 47)

short-term memory store The part of the mind in which attended-to-information is retained briefly so that we can actively "work" on it to achieve our goals. (p. 161)

skipped-generation family A family structure in which children live with grandparents but apart from parents. (p. 548)

sleep apnea A condition in which breathing ceases for 10 seconds or longer during sleep, resulting in many brief awakenings. (p. 571)

slow-to-warm-up child A child whose temperament is characterized by inactivity; mild, low-key reactions to environmental stimuli; negative mood; and slow adjustment to new experiences. Distinguished from *easy child* and *difficult child.* (p. 190)

small-for-date infants Infants whose birth weight is below their expected weight considering length of the pregnancy. Some are full-term; others are preterm infants who are especially underweight. (p. 102)

social clock Age-graded expectations for major life events, such as beginning a first job, getting married, birth of the first child, buying a home, and retiring. (p. 471)

social comparisons Judgments of one's own appearance, abilities, and behavior in relation to those of others. (p. 330)

social-constructivist classroom A classroom grounded in Vygotsky's sociocultural theory, in which children participate in a wide range of challenging activities with teachers and peers, with whom they jointly construct understandings. Distinguished from *traditional* and *constructivist classrooms.* (p. 319)

social conventions Customs determined solely by consensus within a society, such as table manners and politeness rituals. Distinguished from *moral imperatives* and *matters of personal choice.* (p. 269)

social convoy A model of age-related changes in social networks, which views the individual as moving through life within a cluster of relationships, with close ties in the inner circle and less close ties on the outside. With age, people change places in the convoy, new ties are added, and some are lost entirely. (p. 620)

social learning theory An approach that emphasizes the role of modeling, otherwise known as imitation or observational learning, in the development of behavior. (p. 18)

social referencing Actively seeking emotional information from a trusted person in an uncertain situation. (p. 188)

social smile The infant's broad grin, evoked by the parent's communication, that first appears between 6 and 10 weeks of age. (p. 185)

sociocultural theory Vygotsky's theory, in which children acquire the ways of thinking and behaving that make up their community's culture through social interaction—in particular, cooperative dialogues with more knowledgeable members of society. (p. 23)

sociodramatic play The make-believe with others that is under way by the end of the second year and increases rapidly in complexity during early childhood. (p. 227)

socioeconomic status (SES) A measure of an individual's or a family's social position and economic well-being that combines three related, but not completely overlapping, variables: years of education, the prestige of one's job and the skill it requires, and income. (p. 61)

socioemotional selectivity theory A social theory of aging that states that social interaction in late adulthood extends lifelong selection processes. Physical and psychological aspects of aging lead to an increased emphasis on the emotion-regulating function of social interaction, leading older adults to prefer familiar social partners with whom they have developed pleasurable relationships. Distinguished from *disengagement theory, activity theory,* and *continuity theory.* (p. 615)

spermarche First ejaculation of seminal fluid. (p. 366)

stage A qualitative change in thinking, feeling, and behaving that characterizes a specific period of development. (p. 6)

standardization The practice of giving a newly constructed test to a large, representative sample and using the results as the standard for interpreting individual scores. (p. 169)

states of arousal Different degrees of sleep and wakefulness. (p. 108)

statistical learning capacity The capacity to analyze the speech stream for regularly occurring sound sequences, through which infants acquire a stock of speech structures for which they will later learn meanings. (p. 142)

stereotype threat The fear of being judged on the basis of a negative stereotype, which can trigger anxiety that interferes with performance. (p. 314)

stranger anxiety The infant's expression of fear in response to unfamiliar adults, which appears in many babies in the second half of the first year. (p. 186)

Strange Situation A laboratory procedure used to assess the quality of attachment between 1 and 2 years of age by observing the baby's response to eight short episodes involving brief separations from and reunions with the caregiver in an unfamiliar playroom. (p. 197)

structured interview An interview method in which each participant is asked the same questions in the same way. Distinguished from *clinical interview.* (p. 30)

structured observation A research method in which the investigator sets up a laboratory situation that evokes the behavior of interest so that every participant has an equal opportunity to display the response. Distinguished from *naturalistic observation.* (p. 29)

subculture A group of people with beliefs and customs that differ from those of the larger culture. (p. 65)

sudden infant death syndrome (SIDS) The unexpected death, usually during the night, of an infant under 1 year of age that remains unexplained after thorough investigation. (p. 110)

sympathy Feelings of concern or sorrow for another's plight. (p. 260)

synapses The gaps between neurons, across which chemical messages are sent. (p. 121)

synaptic pruning Loss of synapses by seldom-stimulated neurons, a process that returns them to an uncommitted state so they can support future development. (p. 122)

T

talent Outstanding performance in a specific field. (p. 323)

telegraphic speech Toddlers' two-word utterances that, like a telegram, focus on high-content words while omitting smaller, less important words. (p. 177)

telomeres A special type of DNA located at the ends of chromosomes—serving as a "cap" to protect the ends from destruction—that shortens with each cell duplication. Eventually, so little remains that the cells no longer duplicate at all. (p. 432)

temperament Early-appearing, stable individual differences in reactivity (quickness and intensity of emotional arousal, attention, and motor activity) and self-regulation (strategies that modify that reactivity). (p. 190)

tentative period Period of vocational development in which adolescents begin to evaluate vocational options in terms of their interests, abilities, and values. Distinguished from *fantasy period* and *realistic period.* (p. 456)

teratogen Any environmental agent that causes damage during the prenatal period. (p. 85)

terminal decline Acceleration in deterioration of cognitive functioning prior to death. (p. 596)

thanatology An interdisciplinary field devoted to the study of death and dying. (p. 640)

theory An orderly, integrated set of statements that describes, explains, and predicts behavior. (p. 5)

theory of multiple intelligences Gardner's theory, which identifies eight independent intelligences, defined in terms of distinct sets of processing operations that permit individuals to engage in a wide range of culturally valued activities: linguistic, logico-mathematical, musical, spatial, bodily-kinesthetic, naturalist, interpersonal, and intrapersonal. (p. 311)

Third Age A new phase of late adulthood extending from ages 65 to 79 or longer, resulting from added years of longevity plus good health and financial stability, in which older adults pursue personally enriching interests and goals. (p. 607)

thyroid-stimulating hormone (TSH) A pituitary hormone that stimulates the thyroid gland to release thyroxine, which is necessary for brain development and for growth hormone to have its full impact on body size. (p. 219)

time out A form of mild punishment that involves removing children from the immediate setting until they are ready to act appropriately. (p. 266)

traditional classroom A classroom in which the teacher is the sole authority for knowledge, rules, and decision making and students are relatively passive learners whose progress is evaluated in relation to how well they keep pace with a uniform set of standards for their grade. Distinguished from *constructivist* and *social-constructivist classrooms.* (p. 319)

traditional marriage A form of marriage involving clear division of husband's and wife's roles, in which the man is the head of household and economic provider, and the woman devotes herself to caring for her husband and children and creating a nurturant, comfortable home. Distinguished from *egalitarian marriage.* (p. 480)

transitive inference The ability to seriate, or order items along a quantitative dimension, mentally. (p. 300)

triarchic theory of successful intelligence Sternberg's theory, in which intelligent behavior involves balancing three broad, interacting intelligences—analytical intelligence, creative intelligence, and practical intelligence—to achieve success in life according to one's personal goals and the requirements of one's cultural community. (p. 310)

triangular theory of love Sternberg's view of love as including three components—intimacy, passion, and commitment—that shift in emphasis as romantic relationships develop. (p. 473)

trimesters Three equal time periods, each lasting three months, into which prenatal development is sometimes divided. (p. 83)

Type A behavior pattern A behavior pattern characterized by extreme competitiveness, ambition, impatience, hostility, angry outbursts, and a sense of time pressure. (p. 513)

U

umbilical cord The long cord connecting the prenatal organism to the placenta that delivers nutrients and removes waste products. (p. 82)

unconditioned response (UCR) In classical conditioning, a reflexive response that is produced by an unconditioned stimulus (UCS). Distinguished from *conditioned response.* (p. 133)

unconditioned stimulus (UCS) In classical conditioning, a stimulus that leads to a reflexive response. Distinguished from *conditioned stimulus.* (p. 133)

underextension An early vocabulary error in which young children apply a word too narrowly, to a smaller number of objects and events than is appropriate. Distinguished from *overextension.* (p. 177)

uninhibited, or sociable, child A child whose temperament is such that he or she displays positive emotion to and approaches novel stimuli. Distinguished from *inhibited,* or *shy, child.* (p. 191)

uninvolved child-rearing style A child-rearing style that combines low acceptance and involvement with little control and general indifference to issues of autonomy. Distinguished from *authoritative, authoritarian,* and *permissive child-rearing styles.* (p. 280)

V

verbal aggression A type of aggression that harms others through threats of physical aggression, name-calling, or hostile teasing. Distinguished from *physical aggression* and *relational aggression.* (p. 269)

vernix A white, cheeselike substance that covers the fetus, preventing the skin from chapping due to constant exposure to amniotic fluid. (p. 83)

video deficit effect In toddlers, poorer performance on tasks after watching a video than after seeing a live demonstration. (p. 159)

violation-of-expectation method A method in which researchers show babies an expected event (one that follows physical laws) and an unexpected event (a variation of the first event that violates physical laws). Heightened attention to the unexpected event suggests that the infant is "surprised" by a deviation from physical reality and, therefore, is aware of that aspect of the physical world. (p. 155)

visual acuity Fineness of visual discrimination. (p. 113)

voluntary active euthanasia The practice of acting directly, at a patient's request, to end suffering before a natural end to life. Distinguished from *passive euthanasia.* (p. 656)

W

whole-language approach An approach to beginning reading instruction that exposes children to text in its complete form, using reading materials that are whole and meaningful, to promote appreciation of the communicative function of written language. Distinguished from *phonics approach.* (p. 308)

wisdom A capacity made up of multiple cognitive and personality traits, combining breadth and depth of practical knowledge; ability to reflect on and apply that knowledge in ways that make life more bearable and worthwhile; emotional maturity, including the ability to listen, evaluate, and give advice; and altruistic creativity, which involves contributing to humanity and enriching others' lives. (p. 595)

working memory The number of items that can be briefly held in mind while also engaging in some effort to monitor of manipulate those items—a "mental workspace" that we use to accomplish many activities in daily life. A contemporary view of the short-term memory store. (p. 161)

X

X-linked inheritance A pattern of inheritance in which a recessive gene is carried on the X chromosome, so that males are more likely than females to be affected. (p. 50)

Z

zone of proximal development In Vygotsky's theory, a range of tasks too difficult for a child to do alone but possible with the help of more-skilled partners. (p. 167)

zygote The newly fertilized cell formed by the union of sperm and ovum at conception. (p. 46)

References

A

Aalsma, M., Lapsley, D. K., & Flannery, D. J. (2006). Personal fables, narcissism, and adolescent adjustment. *Psychology in the Schools, 43,* 481–491.

Aarnoudse-Moens, C. S., Weisglas-Kuperus, N., & van Goudoever, J. B. (2009). Meta-analysis of neurobehavioral outcomes in very preterm and/or very low birth weight children. *Pediatrics, 124,* 717–728.

AARP (American Association of Retired Persons). (2002). *The Grandparent Study 2002 report.* Washington, DC: Author.

AARP (American Association of Retired Persons). (2006). *The state of 50+ America 2006.* Washington, DC: AARP Public Policy Institute.

Abakoumkin, G., Stroebe, W., & Stroebe, M. (2010). Does relationship quality moderate the impact of marital bereavement on depressive symptoms? *Journal of Social and Clinical Psychology, 29,* 510–526.

Abbey, A., & Jacques-Tiura, A. J. (2011). Sexual assault perpetrators' tactics: Associations with their personal characteristics and aspects of the incident. *Journal of Interpersonal Violence, 26,* 2866–2889.

Abbey, A., & McAuslan, P. (2004). A longitudinal examination of male college students' perpetration of sexual assault. *Journal of Consulting and Clinical Psychology, 72,* 747–756.

ABC News. (2004). *The American Sex Survey: A peek beneath the sheets.* Retrieved from abcnews.go.com/images/Politics/959a1AmericanSexSurvey.pdf

Abela, J. R. Z., Hankin, B. L., Haigh, E. A. P., Adams, P., Vinokuroff, T., & Trayhern, L. (2005). Interpersonal vulnerability to depression in high-risk children: The role of insecure attachment and reassurance seeking. *Journal of Clinical Child and Adolescent Psychology, 34,* 182–192.

Abele, A. E., & Spurk, D. (2011). The dual impact of gender and the influence of timing of parenthood on men's and women's career development: Longitudinal findings. *International Journal of Behavioral Development, 35,* 225–232.

Abelson, H., Ledeen, K., & Lewis, H. (2008). *Blown to bits: Your life, liberty and happiness after the digital explosion.* New York: Addison-Wesley.

Aber, J. L., Jones, S. M., & Raver, C. C. (2007). Poverty and child development: New perspectives on a defining issue. In J. L. Aber, S. J. Bishop-Josef, S. M. Jones, K. T. McLearn, & D. Phillips (Eds.), *Child development and social policy: Knowledge for action* (pp. 149–166). Washington, DC: American Psychological Association.

Aboud, F. E. (2008). A social-cognitive developmental theory of prejudice. In S. M. Quintana & C. McKown (Eds.), *Handbook of race, racism, and the developing child* (pp. 55–71). Hoboken, NJ: Wiley.

Aboud, F. E., & Doyle, A. (1996). Parental and peer influences on children's racial attitudes. *International Journal of Intercultural Relations, 20,* 371–383.

Abra, J. (1989). Changes in creativity with age: Data, explanations, and further predictions. *International Journal of Aging and Human Development, 28,* 105–126.

Abrams, K. Y., Rifkin, A., & Hesse, E. (2006). Examining the role of parental frightened/frightening subtypes in predicting disorganized attachment within a brief observational procedure. *Development and Psychopathology, 18,* 345–361.

Acevedo, E. O. (2012). Exercise psychology: Understanding the mental health benefits of physical activity and the public health challenges of inactivity. In E. O. Acevedo (Ed.), *Oxford handbook of exercise psychology* (pp. 3–8). New York: Oxford University Press.

Achenbach, T. M., Phares, V., Howell, C. T., Rauh, V. A., & Nurcombe, B. (1990). Seven-year outcome of the Vermont program for low-birthweight infants. *Child Development, 61,* 1672–1681.

Acierno R., Hernandez, M. A., Amstadter, A. B., Resnick, H. S., Steve, K., Muzzy, W., et al. (2010). Prevalence and correlates of emotional, physical, sexual, and financial abuse and potential neglect in the United States: The national elder mistreatment study. *American Journal of Public Health, 100,* 292–297.

Acker, M. M., & Davis, M. H. (1992). Intimacy, passion, and commitment in adult romantic relationships: A test of the triangular love theory. *Journal of Social and Personal Relationships, 9,* 21–50.

Acker, M. M., & O'Leary, S. G. (1996). Inconsistency of mothers' feedback and toddlers' misbehavior and negative affect. *Journal of Abnormal Child Psychology, 24,* 703–714.

Ackerman, S., Zuroff, D. C., & Moskowitz, D. S. (2000). Generativity in midlife and young adults: Links to agency, communion, and subjective well-being. *International Journal of Aging and Human Development, 50,* 17–41.

ACT. (2010). *2010 retention/completion summary tables.* Retrieved from www.act.org/research/policymakers/pdf/10retain_trends.pdf

Adachi-Mejia, A. M., Longacre, M. R., Gibson, J. J., Beach, M. L., Titus-Ernstoff, L. T., & Dalton, M. A. (2007). Children with a TV in their bedroom at higher risk for being overweight. *International Journal of Obesity, 31,* 644–651.

Adam, E. K., Snell, E. K., & Pendry, P. (2007). Sleep timing and quantity in ecological and family context: A nationally representative time-diary study. *Journal of Family Psychology, 21,* 4–19.

Adams, G. A., Rau, B. L. (2011). Putting off tomorrow to do what you want today: Planning for retirement. *American Psychologist, 66,* 180–192.

Adams, K. B., Sanders, S., & Auth, E. A. (2004). Loneliness and depression in independent living retirement communities: Risk and resilience factors. *Aging and Mental Health, 8,* 475–485.

Adams, R. G., & Laursen, B. (2001). The organization and dynamics of adolescent conflict with parents and friends. *Journal of Marriage and the Family, 63,* 97–110.

Adamson, D. (2005). Regulation of assisted reproductive technologies in the United States. *Family Law Quarterly, 39,* 727–744.

Addington-Hall, J. (2000). Do home deaths increase distress in bereavement? *Palliative Medicine, 14,* 161–162.

Adhikari, B., Kahende, J., Malarcher, A., Pechacek, T., & Tong, V. (2009). Smoking-attributable mortality, years of potential life lost, and productivity losses. *Oncology Times, 31,* 40–43.

Adolph, K. E. (2002). Learning to keep balance. In R. V. Kail (Ed.), *Advances in child development and behavior* (Vol. 30, pp. 1–40). Boston: Academic Press.

Adolph, K. E. (2008). Learning to move. *Current Directions in Psychological Science, 17,* 213–218.

Adolph, K. E., & Berger, S. E. (2006). Motor development. In D. Kuhn & R. Siegler (Eds.), *Handbook of child psychology: Vol. 2. Cognition, perception, and language* (6th ed., pp. 161–213). Hoboken, NJ: Wiley.

Adolph, K. E., & Eppler, M. A. (1998). Development of visually guided locomotion. *Ecological Psychology, 10,* 303–321.

Adolph, K. E., & Eppler, M. A. (1999). Obstacles to understanding: An ecological approach to infant problem solving. In E. Winograd, R. Fivush, & W. Hirst (Eds.), *Ecological approaches to cognition* (pp. 31–58). Mahwah, NJ: Erlbaum.

Adolph, K. E., & Joh, A. S. (2009). Multiple learning mechanisms in the development of action. In A. Woodward & A. Needham (Eds.), *Learning and the infant mind* (pp. 172–207). New York: Oxford University Press.

Adolph, K. E., Karasik, L. B., & Tamis-LeMonda, C. S. (2010). Motor skill. In M. H. Bornstein (Ed.), *Handbook of cultural developmental science* (pp. 61–88). New York: Psychology Press.

Adolph, K. E., Tamis-LeMonda, C. S., Ishak, S., Karasik, L. B., & Lobo, S. A. (2008). Locomotor experience and use of social information are posture specific. *Developmental Psychology, 44,* 1705–1714.

Adolph, K. E. A., Vereijken, B., & Shrout, P. E. (2003). What changes in infant walking and why. *Child Development, 74,* 475–497.

Afifi, T. O., Brownridge, D. A., Cox, B. J., & Sareen J. (2006). Physical punishment, childhood abuse and psychiatric disorders. *Child Abuse and Neglect, 30,* 1093–1103.

Afterschool Alliance. (2009). *America after 3 PM.* Retrieved from www.kidsdeservebetter.org/AA3PM.cfm

Aggarwal, R., Sentz, J., & Miller, M. A. (2007). Role of zinc administration in prevention of childhood diarrhea and respiratory illnesses: A meta-analysis. *Pediatrics, 119,* 1120–1130.

Agronick, G., Stueve, A., Vargo, S., & O'Donnell, L. (2007). New York City young adults' psychological reactions to 9/11: Findings from the Reach for Health longitudinal study. *American Journal of Community Psychology, 39,* 79–90.

Agüero-Torres, H., von Strauss, E., Viitanen, M., Winblad, B., & Fratiglioni, L. (2001). Institutionalization in the elderly: The role of chronic diseases and dementia. Cross-sectional and longitudinal data from a population-based study. *Journal of Clinical Epidemiology, 54,* 795–801.

Aguiar, A., & Baillargeon, R. (2002). Developments in young infants' reasoning about occluded objects. *Cognitive Psychology, 45,* 267–336.

Ahlskog, J. E., Geda, Y. E., Graff-Radford, N. R., & Petersen, R. C. (2011). Physical exercise as a preventive or disease-modifying treatment of dementia and brain aging. *Mayo Clinics Proceedings, 86,* 876–884.

Ahrens, C. J. C., & Ryff, C. D. (2006). Multiple roles and well-being: Sociodemographic and psychological moderators. *Sex Roles, 55,* 801–815.

Ahuja, J. (2005). *Women's entrepreneurship in the United States.* Kansas City, MO: Kauffman Center for Entrepreneurial Leadership, Clearinghouse on Entrepreneurship Education. Retrieved from www.celcee.edu

Ai, A. L., Wink, P., & Ardelt, M. (2010). Spirituality and aging: A journey for meaning through deep interconnection in humanity. In J. C. Cavanaugh & C. K. Cavanaugh (Eds.), *Aging in America: Vol. 3. Societal issues* (pp. 222–246). Santa Barbara, CA: Praeger.

Aikens, J. W., Bierman, K. L., & Parker, J. G. (2005). Navigating the transition to junior high school: The influence of pre-transition friendship and self-system characteristics. *Social Development, 14,* 42–60.

Aikens, J. W., Howes, C., & Hamilton, C. (2009). Attachment stability and the emergence of unresolved representations in adolescence. *Attachment & Human Development, 11,* 491–512.

Ainsworth, M. D. S., Blehar, M. C., Waters, E., & Wall, S. (1978). *Patterns of attachment.* Hillsdale, NJ: Erlbaum.

Aisen, P. S., Schneider, L. S., Sano, M., Diaz-Arrastia, R., van Dyck, C. H., & Weiner, M. F. (2008). High-dose B vitamin supplementation and cognitive decline in Alzheimer disease: A randomized controlled trial. *Journal of the American Medical Association, 15,* 1774–1783.

Ajrouch, K. (2007). Health disparities and Arab-American elders: Does intergenerational support buffer the inequality–health link? *Journal of Social Issues, 63,* 745–758.

Akers, A. Y., Gold, M. A., Bost, J. E., Adimore, A. A., Orr, D. P., & Fortenberry, J. D. (2011). Variation in sexual behaviors in a cohort of adolescent females: The role of personal, perceived peer, and perceived family attitudes. *Journal of Adolescent Health, 48,* 87–93.

Akhtar, N., & Tomasello, M. (2000). The social nature of words and word learning. In R. Golinkoff & K. Hirsh-Pasek (Eds.), *Becoming a word learner: A debate on lexical acquisition.* Oxford, UK: Oxford University Press.

Akimoto, S. A., & Sanbonmatsu, D. M. (1999). Differences in self-effacing behavior between European and Japanese Americans: Effect on competence evaluations. *Journal of Cross-Cultural Psychology, 30,* 159–177.

Akinbami, L. J., Moorman, J. E., Garbe, P. L., & Sondik, E. J. (2009). Status of childhood asthma in the United States, 1980–2007. *Pediatrics, 123,* S123–S145.

Aksan, N., & Kochanska, G. (2004). Heterogeneity of joy in infancy. *Infancy, 6,* 79–94.

Akshoomoff, N. A., Feroleto, C. C., Doyle, R. E., & Stiles, J. (2002). The impact of early unilateral brain injury on perceptual organization and visual memory. *Neuropsychologia, 40,* 539–561.

Albers, C. A., & Grieve, A. J. (2007). Test review: Bayley, N. (2006). Bayley Scales of Infant and Toddler Development–Third Edition. San Antonio, TX: Harcourt Assessment. *Journal of Psychoeducational Assessment, 25,* 180–190.

Alberts, A., Elkind, D., & Ginsberg, S. (2007). The personal fable and risk-taking in early adolescence. *Journal of Youth and Adolescence, 36,* 71–76.

Aldridge, M. A., Stillman, R. D., & Bower, T. G. R. (2001). Newborn categorization of vowel-like sounds. *Developmental Science, 4,* 220–232.

Aldwin, C. M., Spiro, A., III, Levenson, M. R., & Cupertino, A. P. (2001). Longitudinal findings from The Normative Aging Study: III. Personality, individual health trajectories, and mortality. *Psychology and Aging, 16,* 450–465.

Aldwin, C. M., Spiro, A., III, & Park, C. L. (2006). Health, behavior, and optimal aging: A life span developmental perspective. In J. E. Birren & K. W. Schaie (Eds.), *Handbook of the psychology of aging* (6th ed., pp. 85–104). Burlington, MA: Elsevier Academic Press.

Aldwin, C. M., & Yancura, L. (2011). Stress, coping, and adult development. In R. J. Contrada & A. Baum (Eds.), *Handbook of stress science: Biology, psychology, and health* (pp. 263–274). New York: Springer.

Aldwin, C. M., Yancura, L. A., & Boeninger, D. K. (2010). Coping across the life span. In M. E. Lamb, A. M. Freund, & R. M. Lerner (Eds.), *Handbook of life-span development. Vol. 2: Social and emotional development* (pp. 298–340). Hoboken, NJ: Wiley.

Alessandri, S. M., Sullivan, M. W., & Lewis, M. (1990). Violation of expectancy and frustration in early infancy. *Developmental Psychology, 26,* 738–744.

Alexander, J. M., Fabricius, W. V., Fleming, V. M., Zwahr, M., & Brown, S. A. (2003). The development of metacognitive causal explanations. *Learning and Individual Differences, 13,* 227–238.

Ali, L., & Scelfo, J. (2002, December 9). Choosing virginity. *Newsweek,* pp. 60–65.

Alink, L. R. A., Mesman, J., van Zeijl, J., Stolk, M. N., Juffer, F., & Koot, H. M. (2006). The early childhood aggression curve: Development of physical aggression in 10- to 50-month-old children. *Child Development, 77,* 954–966.

Alkema, G. E., Wilber, K. H., & Enguidanos, S. M. (2007). Community- and facility-based care. In J. A. Blackburn & C. N. Dulmus (Eds.), *Handbook of gerontology: Evidence-based approaches to theory, practice, and policy* (pp. 455–497). Hoboken, NJ: Wiley.

Allemand, M., Zimprich, D., & Martin, M. (2008). Long-term correlated change in personality traits in old age. *Psychology and Aging, 23,* 545–557.

Allen, J. P., Philliber, S., Herrling, S., & Kuperminc, G. P. (1997). Preventing teen pregnancy and academic failure: Experimental evaluation of a developmentally based approach. *Child Development, 64,* 729–742.

Allen, J. P., Seitz, V., & Apfel, N. H. (2007). The sexually mature teen as a whole person. In J. L. Aber, S. J. Bishop-Josef, S. M. Jones, K. T. McLearn, & D. A. Phillips (Eds.), *New directions in prevention and intervention for teen pregnancy and parenthood* (pp. 185–199). Washington, DC: American Psychological Association.

Allen, M., & Burrell, N. (1996). Comparing the impact of homosexual and heterosexual parents on children: Meta-analysis of existing research. *Journal of Homosexuality, 32,* 19–35.

Allen, P. A., Ruthruff, E., & Lien, M.-C. (2007). Attention. In J. E. Birren (Ed.), *Encyclopedia of gerontology* (2nd ed., pp. 120–129). San Diego: Academic Press.

Allen, S. E. M., & Crago, M. B. (1996). Early passive acquisition in Inukitut. *Journal of Child Language, 23,* 129–156.

Allen, T. D., & Finkelstein, L. M. (2003). Beyond mentoring: Alternative sources and functions of developmental support. *Career Development Quarterly, 51,* 346–355.

Allison, B. N., & Schultz, J. B. (2004). Parent–adolescent conflict in early adolescence. *Adolescence, 39,* 101–119.

Alloway, T. P. (2009). Working memory, but not IQ, predicts subsequent learning in children with learning difficulties. *European Journal of Psychological Assessment, 25,* 92–98.

Almeida, D. M., & Horn, M. C. (2004). Is daily life more stressful during middle adulthood? In O. G. Brim, C. D. Ryff, & R. C. Kessler (Eds.), *How healthy are we? A national study of well-being at midlife* (pp. 425–451). Chicago: University of Chicago Press.

Almeida, D. M., Neupert, S. D., Banks, S. R., & Serido, J. (2005). Do daily stress processes account for socioeconomic health disparities? *Journal of Gerontology, 60B,* 34–39.

Almeida, J., Johnson, R. M., Corliss, H. L., Molnar, B. E., & Azrael, D. (2009). Emotional distress among LGBT youth: The influence of perceived discrimination based on sexual orientation. *Journal of Youth and Adolescence, 38,* 1001–1014.

Al-Namlah, A. S., Fernyhough, C., & Meins, E. (2006). Sociocultural influences on the development of verbal mediation: Private speech and phonological recoding in Saudi Arabian and British samples. *Developmental Psychology, 42,* 117–131.

Alonso-Fernández, P., & De la Fuente, M. (2011). Role of the immune system in aging and longevity. *Current Aging Science, 4,* 78–100.

Alsaker, F. D. (1995). Timing of puberty and reactions to pubertal changes. In M. Rutter (Ed.), *Psychosocial disturbances in young people* (pp. 37–82). New York: Cambridge University Press.

Alterovitz, S. S. R., & Mendelsohn, G. A. (2013). Relationship goals of middle-aged, young–old, and old–old Internet daters: An analysis of online personal ads. *Journal of Aging Studies, 27,* 159–165.

Althaus, J., & Wax, J. (2005). Analgesia and anesthesia in labor. *Obstetrics and Gynecology Clinics of North America, 32,* 231–244.

Alwan, S., & Friedman, J. M. (2009). Safety of selective serotonin reuptake inhibitors in pregnancy. *CNS Drugs, 23,* 493–509.

Alzheimer's Association. (2012a). *Communication: Best ways to interact with a person with dementia.* Chicago: Author.

Alzheimer's Association. (2012b). 2012 Alzheimer's disease facts and figures. *Alzeimer's and Dementia, 8* (Issue 2).

Amato, P. R. (2000). The consequences of divorce for adults and children. *Journal of Marriage and Family, 62,* 1269–1287.

Amato, P. R. (2001). Children of divorce in the 1990s: An update of the Amato and Keith (1991) meta-analysis. *Journal of Family Psychology, 15,* 355–370.

Amato, P. R. (2006). Marital discord, divorce, and children's well-being: Results from a 20-year longitudinal study of two generations. In A. Clarke-Stewart & J. Dunn (Eds.), *Families count: Effects on child and adolescent development* (pp. 179–202). New York: Cambridge University Press.

Amato, P. R. (2010). Research on divorce: Continuing trends and new developments. *Journal of Marriage and Family, 72,* 650–666.

Amato, P. R., & Booth, A. (1995). Change in gender role attitudes and perceived marital quality. *American Sociological Review, 60,* 58–66.

Amato, P. R., & Cheadle, J. (2005). The long reach of divorce: Divorce and child well-being across three generations. *Journal of Marriage and Family, 67,* 191–206.

Amato, P. R., & Dorius, C. (2010). Father, children, and divorce. In M. E. Lamb (Ed.), *The role of the father in child development* (5th ed., pp. 177–200). Hoboken, NJ: Wiley.

Amato, P. R., & Fowler, F. (2002). Parenting practices, child adjustment, and family diversity. *Journal of Marriage and the Family, 64,* 703–716.

Amato, P. R., & Rogers, S. J. (1997). A longitudinal study of marital problems and subsequent divorce. *Journal of Marriage and the Family, 59,* 612–624.

Amato, P. R., & Sobolewski, J. M. (2004). The effects of divorce on fathers and children: Nonresidential fathers and stepfathers. In M. E. Lamb (Ed.), *The role of the father in child development* (4th ed., pp. 341–367). Hoboken, NJ: Wiley.

Amba, J. C., & Martinez, G. M. (2006). Childlessness among older women in the United States: Trends and profiles. *Journal of Marriage and Family, 68,* 1045–1056.

American Academy of Hospice and Palliative Medicine. (2007). Position statement on physician-assisted death. *Journal of Pain and Palliative Care Pharmacotherapy, 21,* 55–57.

American Academy of Orthopaedic Surgeons. (2009). *Position statement: Osteoporosis/bone health in adults as a national health priority.* Retrieved from www.aaos.org/about/papers/position/1113.asp

American Academy of Pediatrics. (2001). Committee on Public Education: Children, adolescents, and television. *Pediatrics, 104,* 341–343.

American Academy of Pediatrics. (2005). Breastfeeding and the use of human milk. *Pediatrics, 115,* 496–506.

American Academy of Pediatrics. (2006). Folic acid for the prevention of neural tube defects. *Pediatrics, 104,* 325–327.

American Academy of Pediatrics. (2012). SIDS and other sleep-related infant deaths: Expansion of recommendations for a safe sleep environment *Pediatrics, 128,* e1341.

American Cancer Society. (2012). *Stay healthy.* Retrieved from www.cancer.org/healthy/index

American College of Sports Medicine. (2011). Quantity and quality of exercise for developing and maintaining cardiorespiratory, musculoskeletal, and neuromotor fitness in apparently healthy adults: Guidance for prescribing exercise. *Medicine and Science in Sports and Exercise, 43,* 1334–1359.

American Heart Association. (2012). Heart disease and stroke statistics—2012 update. *Circulation, 125,* e2–e220.

American Hospice Foundation. (2013). *Talking about hospice: Tips for physicians.* Washington, DC: Author.

American Psychiatric Association. (2000). *DSM-IV-TR: Diagnostic and statistical manual of mental disorders—Text revision* (4th ed.). Washington, DC: Author.

American Psychological Association. (2002). Ethical principles of psychologists and code of conduct. *American Psychologist, 57,* 1060–1073.

Amsel, E., & Brock, S. (1996). The development of evidence evaluation skills. *Cognitive Development, 11,* 523–550.

Amsterlaw, J., & Wellman, H. M. (2006). Theories of mind in transition: A micro-genetic study of the development of false belief understanding. *Journal of Cognition and Development, 7,* 139–172.

An, J. S., & Cooney, T. M. (2006). Psychological well-being in mid to late life: The role of generativity development and parent–child relationships across the lifespan. *International Journal of Behavioral Development, 30,* 410–421.

Anand, S. S., Yusuf, S., Jacobs, R., Davis, A. D., Yi, Q., & Gerstein, H. (2001). Risk factors, atherosclerosis, and cardiovascular disease among Aboriginal people in Canada: The study of health assessment and risk evaluation in Aboriginal peoples (SHARE-AP). *Lancet, 358,* 1147–1153.

Andel, R., Hyer, K., & Slack, A. (2007). Risk factors for nursing home placement in older adults with and without dementia. *Journal of Aging and Health, 19,* 213–228.

Anderman, E. M., Eccles, J. S., Yoon, K. S., Roeser, R., Wigfield, A., & Blumenfeld, P. (2001). Learning to value mathematics and reading: Relations to mastery and performance-oriented instructional practices. *Contemporary Educational Psychology, 26,* 76–95.

Anderson, C. A., Sakamoto, A., Gentile, D. A., Ihori, N., Shibuya, A., Yukawa, S., et al. (2008). Longitudinal effects of violent video games on aggression in Japan and the United States. *Pediatrics, 122,* e1067–e1072.

Anderson, D. M., Huston, A. C., Schmitt, K. L., Linebarger, D. L., & Wright, J. C. (2001). Early childhood television viewing and adolescent behavior. *Monographs of the Society for Research in Child Development, 66*(1, Serial No. 264).

Anderson, E. (2000). Exploring register knowledge: The value of "controlled improvisation." In L. Menn & N. B. Ratner (Eds.), *Methods for studying language production* (pp. 225–248). Mahwah, NJ: Erlbaum.

Anderson, J. L., Morgan, J. L., & White, K. S. (2003). A statistical basis for speech sound discrimination. *Language and Speech, 46,* 155–182.

Anderson, P. B., & Savage, J. S. (2005). Social, legal, and institutional context of heterosexual aggression by college women. *Trauma, Violence, and Abuse, 6,* 130–140.

Anderson, V. A., Catroppa, C., Dudgeon, P., Morse, S. A., Haritou, F., & Rosenfeld, J. V. (2006). Understanding predictors of functional recovery and outcome 30 months following early childhood head injury. *Neuropsychology, 20,* 42–57.

Andreoletti, C., & Lachman, M. E. (2004). Susceptibility and resilience to memory aging stereotypes: Education matters more than age. *Experimental Aging Research, 30,* 129–148.

Andrews, G., & Halford, G. S. (1998). Children's ability to make transitive inferences: The importance of premise integration and structural complexity. *Cognitive Development, 13,* 479–513.

Andrews, G., & Halford, G. S. (2002). A cognitive complexity metric applied to cognitive development. *Cognitive Psychology, 45,* 475–506.

Aneshensel, C. S., Wight, R. G., Miller-Martinez, D., Botticello, A. L., Karlamangla, A. S., & Seeman, T. E. (2007). Urban neighborhoods and depressive symptoms among older adults. *Journal of Gerontology, 62B,* S52–S59.

Anetzberger, G. J. (2005). The reality of elder abuse. *Clinical Gerontologist, 28,* 2–25.

Angel, R. J., Angel, J. L., & Hill, T. D. (2009). Subjective control and health among Mexican-origin elders in Mexico and the United States: Structural considerations in comparative research. *Journal of Gerontology, 64B,* 390–401.

Anisfeld, M., Turkewitz, G., Rose, S. A., Rosenberg, F. R., Shelber, F. J., Couturier-Fagan, D. A., Ger, J. S., & Sommer, I. (2001). No compelling evidence that newborns imitate oral gestures. *Infancy, 2,* 111–122.

Annett, M. (2002). *Handedness and brain asymmetry: The right shift theory.* Hove, UK: Psychology Press.

Anson, J., & Anson, O. (2001). Death rests awhile: Holy day and Sabbath effects of Jewish mortality in Israel. *Social Science and Medicine, 52,* 83–97.

Antonini, F. M., Magnolfi, S. U., Petruzzi, E., Pinzani, P., Malentacchi, F., Petruzzi, I., & Masotti, G. (2008). Physical performance and creative activities of centenarians. *Archives of Gerontology and Geriatrics, 46,* 253–261.

Antonucci, T. C., Ajrouch, K. J., & Birditt, K. (2008). Social relations in the Third Age: Assessing strengths and challenges using the convoy model. In J. B. James & P. Wink (Eds.), *Annual review of gerontology and geriatrics* (Vol. 26, pp. 193–209). New York: Springer.

Antonucci, T. C., & Akiyama, H. (1995). Convoys of social relations: Family and friendships within a life span context. In R. Blieszner & V. H. Bedford (Eds.), *Handbook of aging and the family* (pp. 355–371). Westport, CT: Greenwood Press.

Antonucci, T. C., Akiyama, H., & Merline, A. (2002). Dynamics of social relationships in midlife. In M. E. Lachman (Ed.), *Handbook of midlife development* (pp. 571–598). New York: Wiley.

Antonucci, T. C., Akiyama, H., & Takahashi, K. (2004). Attachment and close relationships across the lifespan. *Attachment and Human Development, 6,* 353–370.

Antonucci, T. C., Birditt, K. S., & Ajrouch, K. (2011). Convoys of social relations: Past, present, and future. In K. L. Fingerman, C. A. Berg, J. Smith, & T. C. Antonucci (Eds.), *Handbook of life-span development* (pp. 161–182). New York: Springer.

Antonucci, T. C., Birditt, K. S., & Akiyama, H. (2009). Convoys of social relations: An interdisciplinary approach. In V. Bengston, M. Silverstein, N. Putney, & D. Gans (Eds.), *Handbook of theories of aging* (pp. 247–260). New York: Springer.

Antonucci, T. C., Blieszner, R., & Denmark, F. L. (2010). Psychological perspectives on older women. In H. Landrine & N. F. Russo (Eds.), *Handbook of diversity in feminist psychology* (pp. 233–257). New York: Springer.

Anzuini, F., Battistella, A., & Izzotti, A. (2011). Physical activity and cancer prevention: A review of current evidence and biological mechanisms. *Journal of Preventive Medicine and Hygiene, 52,* 174–180.

Apfelbaum, E. P., Pauker, K., Ambady, N., Sommers, S. R., & Norton, M. I. (2008). Learning (not) to talk about race: When older children underperform in social categorization. *Developmental Psychology, 44,* 1513–1518.

Apgar, V. (1953). A proposal for a new method of evaluation in the newborn infant. *Current Research in Anesthesia and Analgesia, 32,* 260–267.

Aquilino, W. S. (2006). Family relationships and support systems in emerging adulthood. In J. J. Arnett & J. L. Tanner (Eds.), *Emerging adults in America: Coming of age in the 21st century* (pp. 193–218). Washington, DC: American Psychological Association.

Archer, J. (2002). Sex differences in aggression between heterosexual partners: A meta-analytic review. *Psychological Bulletin, 126,* 651–681.

Archer, T., Fredriksson, A., Schütz, E., & Kostrzewa, R. M. (2011). *Neurotoxicity Research, 20,* 69–83.

Archibald, A. B., Graber, J. A., & Brooks-Gunn, J. (2006). Pubertal processes and physiological growth in adolescence. In G. R. Adams & M. D. Berzonsky (Eds.), *Blackwell handbook of adolescence* (pp. 24–48). Malden, MA: Blackwell.

Arcus, D., & Chambers, P. (2008). Childhood risks associated with adoption. In T. P. Gullotta & G. M Blau (Eds.), *Family influences on childhood behavior and development* (pp. 117–142). New York: Routledge.

Ardelt, M. (1998). Social crisis and individual growth: The long-term effects of the Great Depression. *Journal of Aging Studies, 12,* 291–314.

Ardelt, M. (2003). Effects of religion and purpose in life on elders' subjective well-being and attitudes toward death. *Journal of Religious Gerontology, 14,* 55–77.

Ardelt, M. (2011). Wisdom, age, and well-being. In K. W. Schaie & S. L. Willis (Eds.), *Handbook of the psychology of aging* (7th ed., pp. 279–291). San Diego, CA: Academic Press.

Ardila-Rey, A., & Killen, M. (2001). Middle-class Colombian children's evaluations of personal, moral, and social-conventional interactions in the classroom. *International Journal of Behavioral Development, 25,* 246–255.

Arija, V., Esparó, G., Fernández-Ballart, J., Murphy, M. M., Biarnés, E., & Canals, J. (2006). Nutritional status and performance in test of verbal and non-verbal intelligence in 6 year old children. *Intelligence, 34,* 141–149.

Arking, R. (2006). *Biology of aging: Observations and principles* (3rd ed.). New York: Oxford University Press.

Arlin, P. K. (1989). Problem solving and problem finding in young artists and young scientists. In M. L. Commons, J. D. Sinnott, F. A. Richards, & C. Armon (Eds.), *Adult development: Vol 1. Comparisons and applications of developmental models* (pp. 197–216). New York: Praeger.

Armstrong, K. L., Quinn, R. A., & Dadds, M. R. (1994). The sleep patterns of normal children. *Medical Journal of Australia, 161,* 202–206.

Armstrong, T. D., & Crowther, M. R. (2002). Spirituality among older African Americans. *Journal of Adult Development, 9,* 3–12.

Arnett, J. J. (2000). Emerging adulthood: A theory of development from the late teens through the twenties. *American Psychologist, 55,* 469–480.

Arnett, J. J. (2001). Conceptions of the transition to adulthood: Perspectives from adolescence to midlife. *Journal of Adult Development, 8,* 133–143.

Arnett, J. J. (2003). Conceptions of the transition to adulthood among emerging adults in American ethnic groups. In J. J. Arnett & N. L. Galambos (Eds.), *New directions for child and adolescent development* (No. 100, pp. 63–75). San Francisco: Jossey-Bass.

Arnett, J. J. (2006). Emerging adulthood: Understanding the new way of coming of age. In J. J. Arnett & J. L. Tanner (Eds.), *Emerging adults in America: Coming of age in the 21st century* (pp. 3–19). Washington, DC: American Psychological Association.

Arnett, J. J. (2007a). Emerging adulthood, a 21st century theory: A rejoinder to Hendry and Kloep. *Child Development Perspectives, 1,* 80–82.

Arnett, J. J. (2007b). Emerging adulthood: What is it and what is it good for? *Child Development Perspectives, 1,* 68–73.

Arnett, J. J. (2010). Oh, grow up! Generational grumbling and the new life stage of emerging adulthood—commentary on Trzesniewski & Donnellan (2010). *Perspectives on Psychological Science, 5,* 89–92.

Arnett, J. J. (2011). Emerging adulthood(s): The cultural psychology of a new life stage. In L. A. Jensen (Ed.), *Bridging cultural and developmental psychology: New syntheses in theory, research, and policy* (pp. 255–275). New York: Oxford University Press.

Arnett, J. J. (2012). *New Clark Poll: 18- to 29-year-olds are traditional about roles in sex, marriage and raising children.* Retrieved from http://news.clarku.edu/news/2012/08/07/new-clark-poll-18-to-29-year-olds-are-traditional-about-roles-in-sex-marriage-and-raising-children

Arnon, S., Shapsa, A., Forman, L., Regev, R., Bauer, S., & Litmanovitz, I. (2006). Live music is beneficial to preterm infants in the neonatal intensive care unit. *Birth, 33,* 131–136.

Artman, L., & Cahan, S. (1993). Schooling and the development of transitive inference. *Developmental Psychology, 29,* 753–759.

Artman, L., Cahan, S., & Avni-Babad, D. (2006). Age, schooling, and conditional reasoning. *Cognitive Development, 21,* 131–145.

Asher, S. R., & Rose, A. J. (1997). Promoting children's social-emotional adjustment with peers. In P. Salovey & D. J. Sluyter (Eds.), *Emotional development and emotional intelligence* (pp. 193–195). New York: Basic Books.

Aslin, R. N., Jusczyk, P. W., & Pisoni, D. B. (1998). Speech and auditory processing during infancy: Constraints on and precursors to language. In D. Kuhn & R. S. Siegler (Eds.), *Handbook of child psychology: Vol. 2. Cognition, perception, and language* (5th ed., pp. 147–198). New York: Wiley.

Aslin, R. N., & Newport, E. L. (2009). What statistical learning can and can't tell us about language acquisition. In J. Colombo, P. McCardle, & L. Freund (Eds.), *Infant pathways to language: Methods, models, and research directions* (pp. 15–29). New York: Psychology Press.

Astington, J. W., & Pelletier, J. (2005). Theory of mind, language, and learning in the early years: Developmental origins of school readiness. In B. D. Homer & C. S. Tamis-LeMonda (Eds.), *The development of social cognition and communication* (pp. 205–230). Mahwah, NJ: Erlbaum.

Astington, J. W., Pelletier, J., & Homer, B. (2002). Theory of mind and epistemological development: The relation between children's second-order false belief understanding and their ability to reason about evidence. *New Ideas in Psychology, 20,* 131–144.

Atance, C. M., & Meltzoff, A. N. (2005). My future self: Young children's ability to anticipate and explain future states. *Cognitive Development, 20,* 341–361.

Atchley, R. C. (1989). A continuity theory of normal aging. *Gerontologist, 29,* 183–190.

Atchley, R. C. (1999). *Continuity and adaptation in aging: Creating positive experiences.* Baltimore, MD: Johns Hopkins University Press.

Atchley, R. C. (2003). Why people cope well with retirement. In J. L. Ronch & J. A. Goldfield (Eds.), *Mental wellness in aging: Strengths-based approaches* (pp. 123–138). Baltimore, MD: Health Professions Press.

Atkins, R., Hart, D., & Donnelly, T. M. (2004). Moral identity development and school attachment. In D. Lapsley & D. Narvaez (Eds.), *Moral development, self, and identity* (pp. 65–82). Mahwah, NJ: Erlbaum.

Au, T. K., Sidle, A. L., & Rollins, K. B. (1993). Developing an intuitive understanding of conservation and contamination: Invisible particles as a plausible mechanism. *Developmental Psychology, 29,* 286–299.

Aud, S., Hussar, W., Kena, G., Bianco, K., Frohlich, L., Kemp, J., & Tahan, K. (2011). *The condition of education 2011* (NCES 2011-033). U.S. Department of Education, National Center for Education Statistics. Washington, DC: U.S. Government Printing Office.

Aunola, K., Stattin, H., & Nurmi, J.-E. (2000). Parenting styles and adolescents' achievement strategies. *Journal of Adolescence, 23,* 205–222.

Averhart, C. J., & Bigler, R. S. (1997). Shades of meaning: Skin tone, racial attitudes, and constructive memory in African-American children. *Journal of Experimental Child Psychology, 67,* 368–388.

Aveyard, P., & Raw, M. (2012). Improving smoking cessation approaches at the individual level. *Tobacco Control, 21,* 252–257.

Avis, N. E., Assmann, S. F., Kravitz, H. M., Ganz, P. A., & Ory, M. (2004). Quality of life in diverse groups of midlife women: Assessing the influence of menopause, health status and psychosocial and demographic factors. *Quality of Life Research, 13,* 933–946.

Avis, N. E., & Crawford, S. (2006). Menopause: Recent research findings. In S. K. Whitbourne & S. L. Willis (Eds.), *The baby boomers grow up: Contemporary perspectives on midlife* (pp. 75–109). Mahwah, NJ: Erlbaum.

Avis, N. E., Crawford, S., & Johannes, C. B. (2002). Menopause. In G. M. Wingood & R. J. DeClemente (Eds.), *Handbook of women's sexual and reproductive health* (pp. 367–391). New York: Kluwer.

Avolio, B. J., & Sosik, J. J. (1999). A lifespan framework for assessing the impact of work on white-collar workers. In S. L. Willis & J. D. Reid (Eds.), *Life in the middle* (pp. 249–274). San Diego, CA: Academic Press.

Axelin, A., Salanterä, S., & Lehtonen, L. (2006). 'Facilitated tucking by parents' in pain management of preterm infants—a randomized crossover trial. *Early Human Development, 82,* 241–247.

Axia, G., & Baroni, R. (1985). Linguistic politeness at different age levels. *Child Development, 56,* 918–927.

Ayala, G. X., Rogers, M., Arredondo, E. M., Campbell, N. R., Baquero, B., Duerksen, S. C., & Elder, J. P. (2008). Away-from-home food intake and risk for obesity: Examining the influence of context. *Obesity, 16,* 1002–1008.

B

Bacallao, M. L., & Smokowski, P. R. (2007). The costs of getting ahead: Mexican family system changes after immigration. *Family Relations, 56,* 52–66.

Baenninger, M., & Newcombe, N. (1995). Environmental input to the development of sex-related differences in spatial and mathematical ability. *Learning and Individual Differences, 7,* 363–379.

Bagwell, C. L., & Coie, J. D. (2004). The best friendships of aggressive boys: Relationship quality, conflict management, and rule-breaking behavior. *Journal of Experimental Child Psychology, 88,* 5–24.

Bahrick, H. P. (1984). Semantic memory content in permastore: Fifty years of memory for Spanish learned in school. *Journal of Experimental Psychology: General, 113,* 1–29.

Bahrick, H. P., Bahrick, P. O., & Wittlinger, R. P. (1975). Fifty years of memory for names and faces: A cross-sectional approach. *Journal of Experimental Psychology: General, 104,* 54–75.

Bahrick, L. E. (2010). Intermodal perception and selective attention to intersensory redundancy: Implications for typical social development and autism. In G. Bremner & T. D. Wachs (Eds.), *Wiley-Blackwell handbook of infant development: Vol. 1. Basic research* (2nd ed., pp. 120–166). Malden, MA: Blackwell.

Bahrick, L. E., Gogate, L. J., & Ruiz, I. (2002). Attention and memory for faces and actions in infancy: The salience of actions over faces in dynamic events. *Child Development, 73,* 1629–1643.

Bahrick, L. E., Hernandez-Reif, M., & Flom, R. (2005). The development of infant learning about specific face–voice relations. *Developmental Psychology, 41,* 541–552.

Bahrick, L. E., Hernandez-Reif, M., & Pickens, J. N. (1997). The effect of retrieval cues on visual preferences and memory in infancy: Evidence for a four-phase attention function. *Journal of Experimental Child Psychology, 67,* 1–20.

Bahrick, L. E., Lickliter, R., & Flom, R. (2004). Intersensory redundancy guides the development of selective attention, perception, and cognition in infancy. *Current Directions in Psychological Science, 13,* 99–102.

Bahrick, L. E., Netto, D., & Hernandez-Reif, M. (1998). Intermodal perception of adult and child faces and voices by infants. *Child Development, 69,* 1263–1275.

Bai, D. L., & Bertenthal, B. I. (1992). Locomotor status and the development of spatial search skills. *Child Development, 63,* 215–226.

Bailar-Heath, M., & Valley-Gray, S. (2010). Accident prevention. In P. C. McCabe & S. R. Shaw (Eds.), *Pediatric disorders* (pp. 123–132). Thousand Oaks, CA; Corwin Press.

Bailey, J. M., Bobrow, D., Wolfe, M., & Mikach, S. (1995). Sexual orientation of adult sons of gay fathers. *Developmental Psychology, 31,* 124–129.

Baillargeon, R. (2004). Infants' reasoning about hidden objects: Evidence for event-general and event-specific expectations. *Developmental Science, 7,* 391–424.

Baillargeon, R., & DeVos, J. (1991). Object permanence in young infants: Further evidence. *Child Development, 62,* 1227–1246.

Baillargeon, R., Scott, R. M., & He, Z. (2010). False-belief understanding in infants. *Trends in Cognitive Sciences, 14,* 110–118.

Baillargeon, R. H., Zoccolillo, M., Keenan, K., Côté, S., Pérusse, D., Wu, H.-X., & Boivin, M. (2007). Gender differences in physical aggression: A prospective population-based survey of children before and after 2 years of age. *Developmental Psychology, 43,* 13–26.

Bair, D. (2007). *Calling it quits: Late-life divorce and starting over.* New York: Random House.

Baird, B. M., & Bergeman, C. S. (2011). Life-span developmental behavior genetics. In K. L. Fingerman, C. A. Berg, J. Smith, & T. C. Antonucci (Eds.), *Handbook of life-span development* (pp. 701–744). New York: Springer.

Baker, J. A. (2006). Contributions of teacher–child relationships to positive school adjustment during elementary school. *Journal of School Psychology, 44,* 211–229.

Balasch, J. (2010). Ageing and infertility: An overview. *Gynecological Endocrinology, 26,* 855–860.

Bale, J. F. (2009). Fetal infections and brain development. *Clinical Perinatology, 36,* 639–653.

Balis, T., & Postolache, T. T. (2008). Ethnic differences in adolescent suicide in the United States. *International Journal of Child Health and Human Development, 1,* 282–296.

Ball, H. (2006). Parent–infant bed-sharing behavior: Effects of feeding type and presence of father. *Human Nature, 17,* 301–318.

Ball, K., Berch, D. B., Helmers, K. F., Jobe, J. B., Leveck, M. D., & Marsiske, M. (2002). Effects of cognitive training interventions with older adults: A randomized controlled trial. *Journal of the American Medical Association, 288,* 2271–2281.

Ball, M. M., Perkins, M. M., Hollingsworth, C., Whittington, F. J., & King, S. V. (2009). Pathways to assisted living: The influence of race and class. *Journal of Applied Gerontology, 28,* 81–108.

Balsam, K. F., Beauchaine, T. P., Rothblum, E. D., & Solomon, S. E. (2008). Three-year follow-up of same-sex couples who had civil unions in Vermont, same-sex couples not in civil unions, and heterosexual married couples. *Developmental Psychology, 44,* 102–116.

Balsano, A. B. (2005). Youth civic engagement in the United States: Understanding and addressing the impact of social impediments on positive youth and community development. *Applied Developmental Science, 9,* 188–201.

Baltes, M. M. (1995, February). Dependency in old age: Gains and losses. *Psychological Science, 4*(1), 14–19.

Baltes, M. M. (1996). *The many faces of dependency in old age.* New York: Cambridge University Press.

Baltes, M. M., Wahl, H.-W., & Reichert, M. (1992). Successful aging in long-term care institutions. In K. W. Schaie & M. P. Lawton (Eds.), *Annual review of gerontology and geriatrics* (pp. 311–337). New York: Springer.

Baltes, P. B., & Freund, A. M. (2003). Human strengths as the orchestration of wisdom and selective optimization with compensation (SOC). In L. G. Aspinwall & U. M. Staudinger (Eds.), *A psychology of human strengths: Fundamental questions and future directions for a positive psychology* (pp. 23–25). Washington, DC: American Psychological Association.

Baltes, P. B., Lindenberger, U., & Staudinger, U. M. (2006). Life span theory in developmental psychology. In R. M. Lerner (Ed.), *Handbook of child psychology: Vol. 1. Theoretical models of human development* (6th ed., pp. 569–664). Hoboken, NJ: Wiley.

Baltes, P. B., & Smith, J. (2003). New frontiers in the future of aging: From successful aging of the young old to the dilemmas of the fourth age. *Gerontology, 49,* 123–135.

Baltes, P. B., & Smith, J. (2008). The fascination of wisdom. *Perspectives on Psychological Science, 3,* 56–64.

Baltes, P. B., & Staudinger, U. M. (2000). Wisdom: A metaheuristic (pragmatic) to orchestrate mind and virtue toward excellence. *American Psychologist, 55,* 122–136.

Bancroft, J. (2002). The medicalization of female sexual dysfunction: The need for caution. *Archives of Sexual Behavior, 31,* 451–455.

Bandstra, E. S., Morrow, C. E., Accornero, V. H., Mansoor, E., Xue, L., & Anthony, J. C. (2011). Estimated effects of in utero cocaine exposure on language development through early adolescence. *Neurotoxicology and Teratology, 33,* 25–35.

Bandstra, E. S., Morrow, C. E., Mansoor, E., & Accornero, V. H. (2010). Prenatal drug exposure: Infant and toddler outcomes. *Journal of Addictive Diseases, 29,* 245–258.

Bandura, A. (1977). *Social learning theory.* Englewood Cliffs, NJ: Prentice-Hall.

Bandura, A. (1992). Perceived self-efficacy in cognitive development and functioning. *Educational Psychologist, 28,* 117–148.

Bandura, A. (1999). Social cognitive theory of personality. In L. A. Pervin (Ed.), *Handbook of personality: Theory and research* (2nd ed., pp. 154–196). New York: Guilford.

Bandura, A. (2001). Social cognitive theory: An agentic perspective. *Annual Review of Psychology, 52,* 1–26.

Banish, M. T., & Heller, W. (1998). Evolving perspectives on lateralization of function. *Current Directions in Psychological Science, 7,* 1–2.

Banks, M. S. (1980). The development of visual accommodation during early infancy. *Child Development, 51,* 646–666.

Banks, M. S., & Ginsburg, A. P. (1985). Early visual preferences: A review and new theoretical treatment. In H. W. Reese (Ed.), *Advances in child development and behavior* (Vol. 19, pp. 207–246). New York: Academic Press.

Banse, R., Gawronski, B., Rebetez, C., Gutt, H., & Morton, J. B. (2010). The development of spontaneous gender stereotyping in childhood: Relations to stereotype knowledge and stereotype flexibility. *Developmental Science, 13,* 298–306.

Barber, B. K., & Olsen, J. A. (1997). Socialization in context: Connection, regulation, and autonomy in the family, school, and neighborhood, and with peers. *Journal of Adolescent Research, 12,* 287–315.

Barber, B. K., & Olsen, J. A. (2004). Assessing the transitions to middle and high school. *Journal of Adolescent Research, 19,* 3–30.

Barber, B. K., Stolz, H. E., & Olsen, J. A. (2005). Parental support, psychological control, and behavioral control: Assessing relevance across time, culture, and method. *Monographs of the Society for Research in Child Development, 70*(4, Serial No. 282).

Barber, B. L., Stone, M. R., Hunt, J. E., & Eccles, J. S. (2005). Benefits of activity participation: The roles of identity affirmation and peer group norm sharing. In J. L. Mahoney, R. W. Larson, & J. S. Eccles (Eds.), *Organized activities as contexts of development: Extracurricular activities, after-school and community programs* (pp. 185–210). Mahwah, NJ: Erlbaum.

Barber, J. S. (2001). Ideational influences on the transition to parenthood: Attitudes toward childbearing and competing alternatives. *Social Psychology Quarterly, 64,* 101–127.

Bard, K. A., Todd, B. K., Bernier, C., Love, J., & Leavens, D. A. (2006). Self-awareness in human and chimpanzee infants: What is measured and what is meant by the mark and mirror test? *Infancy, 9,* 191–219.

Barelds, D. P. H., & Dijkstra, P. (2011). Positive illusions about a partner's personality and relationship quality. *Journal of Research in Personality, 45,* 37–43.

Barenbaum, J., Ruchkin, V., & Schwab-Stone, M. (2004). The psychosocial aspects of children exposed to war: Practice and policy initiatives. *Journal of Child Psychology and Psychiatry, 45,* 41–62.

Bar-Haim, Y., Ziv, T., Lamy, D., & Hodes, R. M. (2006). Nature and nurture in own-race face processing. *Psychological Science, 17,* 159–163.

Barker, D. J. (2008). Human growth and cardiovascular disease. *Nestlé Nutrition Workshop Series, 61,* 21–38.

Barkley, R. A. (2002). Psychosocial treatments of attention-deficit/hyperactivity disorder in children. *Journal of Clinical Psychology, 63*(Suppl. 12), 36–43.

Barkley, R. A. (2003a). Attention-deficit/hyperactivity disorder. In E. J. Mash & R. A. Barkley (Eds.), *Child psychopathology* (2nd ed., pp. 75–143). New York: Guilford Press.

Barkley, R. A. (2003b). Issues in the diagnosis of attention-deficit hyperactivity disorder in children. *Brain and Development, 25,* 77–83.

Barkley, R. A. (2006). Attention-deficit/hyperactivity disorder. In R. A. Barkley, D. A. Wolfe, & E. J. Mash (Eds.), *Behavioral and emotional disorders in adolescents: Nature, assessment, and treatment* (pp. 91–152). New York: Guilford.

Barnes, G. M., Hoffman, J. H., Welte, J. W., Farrell, M. P., & Dintcheff, B. A. (2006). Effects of parental monitoring and peer deviance on substance use and delinquency. *Journal of Marriage and Family, 68,* 1084–1104.

Barnes, J., Katz, I., Korbin, J. E., & O'Brien, M. (2007). *Children and families in communities: Theory, research, policy and practice.* Hoboken, NJ: Wiley.

Barnes, R., Josefowitz, N., & Cole, E. (2006). Residential schools: Impact on Aboriginal students' academic and cognitive development. *Canadian Journal of School Psychology, 21,* 18–32.

Barnes-Farrell, J., & Matthews, R. A. (2007). Age and work attitudes. In K. S. Shultz & G. A. Adams (Eds.), *Aging and work in the 21st century* (pp. 139–162). Mahwah, NJ: Erlbaum.

Barnett, D., & Vondra, J. I. (1999). Atypical patterns of early attachment: Theory, research, and current directions. In J. I Vondra & D. Barnett (Eds.), Atypical attachment in infancy and early childhood among children at developmental risk. *Monographs of the Society for Research in Child Development, 64*(3, Serial No. 258), 1–24.

Barnett, R. C., & Hyde, J. S. (2001). Women, men, work, family: An expansionist theory. *American Psychologist, 56,* 781–796.

Barnett, W. S. (2011). Effectiveness of early educational intervention. *Science, 333,* 975–978.

Baron, I. S., & Rey-Casserly, C. (2010). Extremely preterm birth outcome: A review of four decades of cognitive research. *Neuropsychology Review, 20,* 430–452.

Baron-Cohen, S., Baldwin, D. A., & Crowson, M. (1997). Do children with autism use the speaker's direction of gaze strategy to crack the code of language? *Child Development, 68,* 48–57.

Baron-Cohen, S., & Belmonte, M. K. (2005). Autism: A window onto the development of the social and the analytic brain. *Annual Review of Neuroscience, 28,* 109–126.

Barr, H. M., Bookstein, F. L., O'Malley, K. D., Connor, P. D., Huggins, J. E., & Streissguth, A. P. (2006). Binge drinking during pregnancy as a predictor of psychiatric disorders on the structured clinical interview for DSM-IV in young adult offspring. *American Journal of Psychiatry, 163,* 1061–1065.

Barr, H. M., Streissguth, A. P., Darby, B. L., & Sampson, P. D. (1990). Prenatal exposure to alcohol, caffeine, tobacco, and aspirin: Effects on fine and gross motor performance in 4-year-old children. *Developmental Psychology, 26,* 339–348.

Barr, R., & Hayne, H. (2003). It's not what you know, it's who you know: Older siblings facilitate imitation during infancy. *International Journal of Early Years Education, 11,* 7–21.

Barr, R., Marrott, H., & Rovee-Collier, C. (2003). The role of sensory preconditioning in memory retrieval by preverbal infants. *Learning and Behavior, 31,* 111–123.

Barr, R., Muentener, P., & Garcia, A. (2007). Age-related changes in deferred imitation from television by 6- to 18-month-olds. *Developmental Science, 10,* 10–921.

Barr, R. G. (2001). "Colic" is something infants do, rather than a condition they "have": A developmental approach to crying phenomena patterns, pacification and (patho)genesis. In R. G. Barr, I. St. James-Roberts, & M. R. Keefe (Eds.), *New evidence on unexplained infant crying* (pp. 87–104). St. Louis: Johnson & Johnson Pediatric Institute.

Barr, R. G., Paterson, J. A., MacMartin, L. M., & Lehtonen, L. (2005). Prolonged and unsoothable crying bouts in infants with and without colic. *Journal of Developmental and Behavioral Pediatrics, 26,* 14–23.

Barratt, M. S., Roach, M. A., & Leavitt, L. A. (1996). The impact of low-risk prematurity on maternal behaviour and toddler outcomes. *International Journal of Behavioral Development, 19,* 581–602.

Barreto, M., Ryan, M. K., & Schmitt, M. T. (2009). *The glass ceiling in the 21st century: Understanding barriers to gender equality.* Washington, DC: American Psychological Association.

Barrett, K. C. (2005). The origins of social emotions and self-regulation in toddlerhood: New evidence. *Cognition and Emotion, 19,* 953–979.

Barrett, T. M., Traupman, E., & Needham, E. (2008). Infants' visual anticipation in grasp planning. *Infant Behavior and Development, 31,* 1–9.

Barros, R. M., Silver, E. J., & Stein, R. E. K. (2009). School recess and group classroom behavior. *Pediatrics, 123,* 431–436.

Barry, C. M., & Madsen, S. D. (2010). Friends and friendships in emerging adulthood. In T. Clydesdale (Ed.), *Who are emerging adults?* Washington, DC: Changing Spirituality of Emerging Adults Project. Retrieved from changingsea.org/barry.htm

Barry, C. M., & Nelson, L. J. (2008). The role of religious beliefs and practices in emerging adults' perceived competencies, perceived importance ratings, and global self-worth. *International Journal of Behavioral Development, 32,* 509–521.

Barry, C. M., Nelson, L., Davarya, S., & Urry, S. (2010). Religiosity and spirituality during the transition to adulthood. *International Journal of Behavioral Development, 34,* 311–324.

Bartlik, B., & Goldstein, M. Z. (2001). Men's sexual health after midlife. *Practical Geriatrics, 52,* 291–306.

Bartocci, M., Berggvist, L. L., Lagercrantz, H., & Anand, K. J. (2006). Pain activates cortical areas in the preterm newborn brain. *Pain, 122,* 109–117.

Bartrip, J., Morton, J., & de Schonen, S. (2001). Responses to mother's face in 3-week- to 5-month-old infants. *British Journal of Developmental Psychology, 19,* 219–232.

Bartsch, K., & Wellman, H. (1995). *Children talk about the mind.* New York: Oxford University Press.

Basak, C., & Verhaeghen, P. (2011). Aging and switching the focus of attention in working memory: Age differences in item availability but not in item accessibility. *Journal of Gerontology, 66B,* 519–526.

Basow, S. A., & Rubin, L. R. (1999). Gender influences on adolescent development. In N. G. Johnson & M. C. Roberts (Eds.), *Beyond appearance: A new look at adolescent girls* (pp. 25–52). Washington, DC: American Psychological Association.

Bass, S. (2011). From retirement to "productive aging" and back to work again. In D. C. Carr & K. Komp (Eds.), *Gerontology in the era of the Third Age: Implications and next steps* (pp. 169–188). New York: Springer.

Bassuk, S. S., & Manson, J. E. (2005). Epidemiological evidence for the role of physical activity in reducing risk of type 2 diabetes and cardiovascular disease. *Journal of Applied Physiology, 99,* 1193–1204.

Bates, E. (2004). Explaining and interpreting deficits in language development across clinical groups: Where do we go from here? *Brain and Language, 88,* 248–253.

Bates, E., Marchman, V., Thal, D., Fenson, L., Dale, P., Reznick, J. S., Reilly, J., & Hartung, J. (1994). Developmental and stylistic variation in the composition of early vocabulary. *Journal of Child Language, 21,* 85–123.

Bates, J. E., Wachs, T. D., & Emde, R. N. (1994). Toward practical uses for biological concepts. In J. E. Bates & T. D. Wachs (Eds.), *Temperament: Individual differences at the interface of biology and behavior* (pp. 275–306). Washington, DC: American Psychological Association.

Bauer, C. R., Langer, J. C., Shakaran, S., Bada, H. S., & Lester, B. (2005). Acute neonatal effects of cocaine exposure during pregnancy. *Archives of Pediatrics and Adolescent Medicine, 159,* 824–834.

Bauer, P. J. (2002). Early memory development. In U. Goswami (Ed.), *Blackwell handbook of child cognitive development* (pp. 127–150). Malden, MA: Blackwell.

Bauer, P. J. (2006). Event memory. In D. Kuhn & R. Siegler (Eds.), *Handbook of child psychology: Vol. 2. Cognition, perception, and language* (6th ed., pp. 373–425). Hoboken, NJ: Wiley.

Bauer, P. J. (2007). Recall in infancy: A neurodevelopmental account. *Current Directions in Psychological Science, 16,* 142–146.

Baum, N., Rahav, G., & Sharon, D. (2005). Changes in the self-concepts of divorced women. *Journal of Divorce and Remarriage, 43,* 47–67.

Baumbusch, J. L. (2004). Unclaimed treasures: Older women's reflections on lifelong singlehood. *Journal of Women and Aging, 16,* 105–121.

Baumeister, R. F. (1998). Inducing guilt. In J. Bybee (Ed.), *Guilt and children* (pp. 185–213). San Diego: Academic Press.

Baumeister, R. F., Campbell, J. D., Krueger, J. I., & Vohs, K. D. (2003). Does high self-esteem cause better performance, interpersonal success, happiness, or healthier lifestyles? *Psychological Science in the Public Interest, 4*(1), 1–44.

Baumgartner, M. S., & Schneider, D. E. (2010). Perceptions of women in management: A thematic analysis of razing the glass ceiling. *Journal of Career Development, 37,* 559–576.

Baumrind, D. (1971). Current patterns of parental authority. *Developmental Psychology Monograph, 4*(No. 1, Pt. 2).

Baumrind, D., Lazelere, R. E., & Owens, E. B. (2010). Effects of preschool parents' power assertive patterns and practices on adolescent development. *Parenting, 10,* 157–201.

Baumwell, L., Tamis-LeMonda, C. S., & Bornstein, M. H. (1997). Maternal verbal sensitivity and child language comprehension. *Infant Behavior and Development, 20,* 247–258.

Bauserman, R. (2002). Child adjustment in joint-custody versus sole-custody arrangements: A meta-analytic review. *Journal of Family Psychology, 16,* 91–102.

Baydar, N., Greek, A., & Brooks-Gunn, J. (1997). A longitudinal study of the effects of the birth of a sibling during the first 6 years of life. *Journal of Marriage and the Family, 59,* 939–956.

Bayer, A., & Tadd, W. (2000). Unjustified exclusion of elderly people from studies submitted to research ethics committee for approval: Descriptive study. *British Medical Journal, 321,* 992–993.

Bayley, N. (1969). *Bayley Scales of Infant Development.* New York: Psychological Corporation.

Bayley, N. (1993). *Bayley Scales of Infant Development* (2nd ed.). San Antonio, TX: Psychological Corporation.

Bayley, N. (2005). *Bayley Scales of Infant and Toddler Development, Third Edition* (Bayley-III). San Antonio, TX: Harcourt Assessment.

Bean, R. A., Barber, B. K., & Crane, D. R. (2007). Parental support, behavioral control, and psychological control among African American youth: The relationships to academic grades, delinquency, and depression. *Journal of Family Issues, 27,* 1335–1355.

Bearman, P. S., & Moody, J. (2004). Suicide and friendships among American adolescents. *American Journal of Public Health, 94,* 89–95.

Beaulieu, M., Leclerc, N., & Dube, M. (2003). Fear of crime among the elderly: An analysis of mental health issues. *Journal of Gerontological Social Work, 40,* 121–138.

Beautrais, A. L. (2003). Life course factors associated with suicidal behaviors in young people. *American Behavioral Scientist, 46,* 1137–1156.

Becker, G., Beyene, Y., Newsome, E., & Mayen, N. (2003). Creating continuity through mutual assistance: Intergenerational reciprocity in four ethnic groups. *Journal of Gerontology, 38B,* S151–S159.

Becker, K., El-Faddagh, M., Schmidt, M. H., Esser, G., & Laucht, M. (2008). Interaction of dopamine transporter genotype with prenatal smoke exposure on ADHD symptoms. *Journal of Pediatrics, 152,* 263–269.

Beckerman, M. B. (1990). Leos Janácek and "the late style" in music. *Gerontologist, 30,* 632–635.

Beckett, C., Maughan, B., Rutter, M., Castle, J., Colvert, E., & Groothues, C. (2006). Do the effects of early severe deprivation on cognition persist into early adolescence? Findings from the English and Romanian adoptees study. *Child Development, 77,* 696–711.

Bedford, O. A. (2004). The individual experience of guilt and shame in Chinese culture. *Culture and Psychology, 10,* 29–52.

Bedford, V. H., & Avioli, P. S. (2006). "Shooting the bull": Cohort comparisons of fraternal intimacy in midlife and old age. In V. H. Bedford & B. F. Turner (Eds.), *Men in relationships* (pp. 81–101). New York: Springer.

Behnke, M., Eyler, F. D., Warner, T. D., Garvan, C. W., Hou, W., & Wobie, K. (2006). Outcome from a prospective, longitudinal study of prenatal cocaine use: Preschool development at 3 years of age. *Journal of Pediatric Psychology, 31,* 41–49.

Behrens, K. Y., Hesse, E., & Main, M. (2007). Mothers' attachment status as determined by the Adult Attachment Interview predicts their 6-year-olds' reunion responses: A study conducted in Japan. *Developmental Psychology, 43*(6), 1553–1567.

Beier, M. E., & Ackerman, P. L. (2005). Age, ability, and the role of prior knowledge on the acquisition of new domain knowledge: Promising results in a real-world learning environment. *Psychology and Aging, 20,* 341–355.

Beilin, H. (1992). Piaget's enduring contribution to developmental psychology. *Developmental Psychology, 28,* 191–204.

Bekkouche, N. S., Holmes, S., Whittaker, K. S., & Krantz, D. S. (2011). Stress and the heart: Psychosocial stress and coronary heart disease. In R. J. Contrada & A. Baum (Eds.), *Handbook of stress science: Biology, psychology, and health* (pp. 385–398). New York: Springer.

Belcher, D., Lee, A., Solmon, M., & Harrison, L. (2003). The influence of gender-related beliefs and conceptions of ability on women learning the hockey wrist shot. *Research Quarterly for Exercise and Sport, 74,* 183–192.

Bell, J. H., & Bromnick, R. D. (2003). The social reality of the imaginary audience: A grounded theory approach. *Adolescence, 38,* 205–219.

Bell, M. A. (1998). Frontal lobe function during infancy: Implications for the development of cognition and attention. In J. E. Richards (Ed.), *Cognitive neuroscience of attention: A developmental perspective* (pp. 327–362). Mahwah, NJ: Erlbaum.

Bell, M. A., & Fox, N. A. (1996). Crawling experience is related to changes in cortical organization during infancy: Evidence from EEG coherence. *Developmental Psychobiology, 29,* 551–561.

Bell, M. L. (1995). Attitudes toward menopause among Mexican American women. *Health Care for Women International, 16,* 425–435.

Bellagamba, F., Camaioni, L., & Colonnesi, C. (2006). Change in children's understanding of others' intentional actions. *Developmental Science, 9,* 182–188.

Belle, S. H., Burgio, L., Burns, R., Coon, D., Czaja, S. J., Gallagher-Thompson, D., & Gitlin, L. N. (2006). Enhancing quality of life of dementia caregivers from different ethnic or racial groups: A randomized, controlled trial. *Annals of Internal Medicine, 145,* 727–738.

Bellinger, D. C. (2005). Teratogen update: Lead and pregnancy. *Birth Defects Research: Part A, Clinical and Molecular Teratology, 73,* 409–420.

Bell-Scriber, M. J. (2008). Warming the nursing education climate for traditional-age nurses who are male. *Nursing Education Perspectives, 29,* 143–150.

Belsky, J. (2001). Developmental risks (still) associated with early child care. *Journal of Child Psychology and Psychiatry, 42,* 845–859.

Belsky, J. (2005). Attachment theory and research in ecological perspective: Insights from the Pennsylvania Infant and Family Development Project and the NICHD Study of Early Child Care. In K. E. Grossmann, K. Grossmann, & E. Waters (Eds.), *Attachment from infancy to adulthood: The major longitudinal studies* (pp. 71–97). New York: Guilford.

Belsky, J. (2006). Early child care and early child development: Major findings of the NICHD Study of Early Child Care. *European Journal of Developmental Psychology, 3,* 95–110.

Belsky, J., Campbell, S. B., Cohn, J. F., & Moore, G. (1996). Instability of infant–parent attachment security. *Developmental Psychology, 32,* 921–924.

Belsky, J., & Fearon, R. M. P. (2002a). Early attachment security, subsequent maternal sensitivity, and later child development: Does continuity in development depend on caregiving? *Attachment and Human Development, 4,* 361–387.

Belsky, J., & Fearon, R. M. P. (2002b). Infant–mother attachment security, contextual risk, and

early development: A moderational analysis. *Development and Pathology, 14,* 293–310.

Belsky, J., & Fearon, R. M. P. (2008). Precursors of attachment security. In J. Cassidy & P. R. Shaver (Eds.), *Handbook of attachment: Theory, research, and clinical applications* (2nd ed., pp. 295–316). New York: Guilford.

Belsky, J., Steinberg, L. D., Houts, R. M., Friedman, S. L., DeHart, G., Cauffman, E., Roisman, G. I., & Halpern-Felsher, B. (2007a). Family rearing antecedents of pubertal timing. *Child Development, 78,* 1302–1321.

Belsky, J., Steinberg, L., Houts, R. M., & Halpern-Felsher, B. L. (2010). The development of reproductive strategy in females: Early maternal harshness → earlier menarche → increased sexual risk taking. *Developmental Psychology, 46,* 120–128.

Belsky, J., Vandell, D. L., Burchinal, M., Clarke-Stewart, K. A., McCartney, K., & Owen, M. T. (2007b). Are there long-term effects of early child care? *Child Development, 78,* 681–701.

Benbow, C. P., & Stanley, J. C. (1983). Sex differences in mathematical reasoning: More facts. *Science, 222,* 1029–1031.

Bender, H. L., Allen, J. P., McElhaney, K. B., Antonishak, J., Moore, C. M., Kelly, H. L., & Davis, S. M. (2007). Use of harsh physical discipline and developmental outcomes in adolescence. *Development and Psychopathology, 19,* 227–242.

Benenson, J. F., & Christakos, A. (2003). The greater fragility of females' versus males' closest same-sex friendships. *Child Development, 74,* 1123–1129.

Bengtsson, H. (2005). Children's cognitive appraisal of others' distressful and positive experiences. *International Journal of Behavioral Development, 29,* 457–466.

Benner, A. D., & Graham, S. (2009). The transition to high school as a developmental process among multiethnic urban youth. *Child Development, 80,* 356–376.

Bennett, D. A., Schneider, J. A., Tang, Y., Arnold, S. E., & Wilson, R. S. (2006). The effect of social networks on the relation between Alzheimer's disease pathology and level of cognitive function in old people: A longitudinal cohort study. *Lancet Neurology, 5,* 406–412.

Bennett, K. M. (2007). "No sissy stuff ": Toward a theory of masculinity and emotional expression in older widowed men. *Journal of Aging Studies, 21,* 347–356.

Bennett, K. M., Smith, P. T., & Hughes, G. M. (2005). Coping, depressive feelings and gender differences in late life widowhood. *Aging and Mental Health, 9,* 348–353.

Bennett, K. M., & Soulsby, L. K. (2012). Well-being in bereavement and widowhood. *Illness, Crisis & Loss, 20,* 321–337.

Bennett, M., Barrett, M., Karakozov, R., Kipiani, G., Lyons, E., Pavlenko, V., & Riazanova, T. (2004). Young children's evaluations of the ingroup and outgroups: A multi-national study. *Social Development, 13,* 124–141.

Benson, P. L., Scales, P. C., Hamilton, S. F., & Sesma, A., Jr. (2006). Positive youth development: Theory, research, and applications. In R. M. Lerner (Ed.), *Handbook of child psychology: Vol. 1. Theoretical models of human development* (6th ed., pp. 894–941). Hoboken, NJ: Wiley.

Ben-Zeev, T., Carrasquillo, C. M., Ching, A. M. L., Patton, G. E., Stewart, T. D., & Stoddard, T. (2005). "Math is hard!" (Barbie™, 1994): Responses of threat vs. challenge-mediated arousal to stereotypes alleging intellectual inferiority. In A. M. Gallagher & J. C. Kaufman (Eds.), *Gender differences in mathematics: An integrative psychological approach* (pp. 189–206). New York: Cambridge University Press.

Berenbaum, S. A. (2001). Cognitive function in congenital adrenal hyperplasia. *Endocrinology and Metabolism Clinics of North America, 30,* 173–192.

Berg, C. A., & Sternberg, R. J. (2003). Multiple perspectives on the development of adult intelligence. In J. Demick & C. Andreoletti (Eds.), *Handbook of adult development* (pp. 103–119). New York: Springer.

Berg, C. A., & Strough, J. (2011). Problem solving across the life span. In K. L. Fingerman, C. A. Berg, J. Smith, & T. C. Antonucci (Eds.), *Handbook of life-span development* (pp. 239–267). New York: Springer.

Bergen, D., & Mauer, D. (2000). Symbolic play, phonological awareness, and literacy skills at three age levels. In K. A. Roskos & J. F. Christie (Eds.), *Play and literacy in early childhood: Research from multiple perspectives* (pp. 45–62). Mahwah, NJ: Erlbaum.

Berger, L. M., Paxson, C., & Waldfogel, J. (2009). Income and child development. *Children and Youth Services Review, 31,* 978–989.

Berger, S. E. (2010). Locomotor expertise predicts infants' perseverative errors. *Developmental Psychology, 46,* 326–336.

Berger, S. E., Theuring, C., & Adolph, K. E. (2007). How and when infants learn to climb stairs. *Infant Behavior and Development, 30,* 36–49.

Bergman, E. J., Haley, W. E., & Small, B. J. (2010). The role of grief, anxiety, and depressive symptoms in the utilization of bereavement services. *Death Studies, 34,* 441–458.

Bergman, E. J., Haley, W. E., & Small, B. J. (2011). Who uses bereavement services? An examination of service use by bereaved dementia caregivers. *Aging and Mental Health, 15,* 531–540.

Bergman, H., Ferrucci, L., Guralnik, J., Hogan, D. B., Hummel, S., Karunananthan, S., & Wolfson. C. (2007). Frailty: An emerging research and clinical paradigm—issues and controversies. *Journal of Gerontology, 62A,* 731–737.

Bergman, I., Blomberg, M., & Almkvist, O. (2007). The importance of impaired physical health and age in normal cognitive aging. *Scandinavian Journal of Psychology, 48,* 115–125.

Bergman, R. (2004). Identity as motivation. In D. K. Lapsley & D. Narvaez (Eds.), *Moral development, self, and identity* (pp. 21–46). Mahwah, NJ: Erlbaum.

Bering, J. M., & Bjorklund, D. F. (2004). The natural emergence of reasoning about the afterlife as a developmental regularity. *Developmental Psychology, 40,* 217–233.

Berk, L. E. (2001). *Awakening children's minds: How parents and teachers can make a difference.* New York: Oxford University Press.

Berk, L. E. (2005). Why parenting matters. In S. Olfman (Ed.), *Childhood lost: How American culture is failing our kids* (pp. 19–53). New York: Guilford.

Berk, L. E. (2006). Looking at kindergarten children. In D. Gullo (Ed.), *K today: Teaching and learning in the kindergarten year* (pp. 11–25). Washington, DC: National Association for the Education of Young Children.

Berk, L. E., & Harris, S. (2003). Vygotsky, Lev. In L. Nadel (Ed.), *Encyclopedia of cognitive science.* London: Macmillan.

Berk, L. E., Mann, T., & Ogan, A. (2006). Make-believe play: Wellspring for development of self-regulation. In D. Singer, K. Hirsh-Pasek, & R. Golinkoff (Eds.), *Play = learning.* New York: Oxford University Press.

Berk, L. E., & Spuhl, S. (1995). Maternal interaction, private speech, and task performance in preschool children. *Early Childhood Research Quarterly, 10,* 145–169.

Berkowitz, M. W., & Gibbs, J. C. (1983). Measuring the developmental features of moral discussion. *Merrill-Palmer Quarterly, 29,* 399–410.

Berkowitz, R. L., Roberts, J., & Minkoff, H. (2006). Challenging the strategy of maternal age-based prenatal genetic counseling. *Journal of the American Medical Association, 295,* 1446–1448.

Berlin, L. J., Ipsa, J. M., Fine, M. A., Malone, P. S., Brooks-Gunn, J., Brady-Smith, C., et al. (2009). Correlates and consequences of spanking and verbal punishment for low-income white, African-American, and Mexican-American toddlers. *Child Development, 80,* 1403–1420.

Berman, E., & Napier, A. Y. (2000). The midlife family: Dealing with adolescents, young adults, and the marriage in transition. In W. C. Nichols, M. A. Pace-Nichols, D. S. Becvar, & A. Y. Napier (Eds.), *Handbook of family development and intervention* (pp. 208–234). New York: Wiley.

Berman, R. A. (2007). Developing linguistic knowledge and language use across adolescence. In K. Hirsh-Pasek & R. M. Golinkoff (Eds.), *Action meets word: How children learn verbs* (pp. 347–367). New York: Oxford University Press.

Berman, S. L., Weems, C. F., Rodriguez, E. T., & Zamora, I. J. (2006). The relation between identity status and romantic attachment style in middle and late adolescence. *Journal of Adolescence, 29,* 737–748.

Berndt, T. J. (2004). Children's friendships: Shifts over a half-century in perspectives on their development and effects. *Merrill-Palmer Quarterly, 50,* 206–223.

Berndt, T. J., & Murphy, L. M. (2002). Influences of friends and friendships: Myths, truths, and research recommendations. In R. V. Kail (Ed.), *Advances in child development and behavior* (Vol. 30, pp. 275–310). San Diego, CA: Academic Press.

Berner, M. M., Leiber, C., Kriston, L., Stodden, V., & Gunzler, C. (2008). Effects of written information material on help-seeking behavior in patients with erectile dysfunction: A longitudinal study. *Journal of Sexual Behavior, 5,* 436–447.

Bernier, J. C., & Siegel, D. H. (1994). Attention-deficit hyperactivity disorder: A family ecological systems perspective. *Families in Society, 75,* 142–150.

Bert, S. C., Farris, J. R., & Borkowski, J. G. (2008). Parent training: Implementation strategies for adventures in parenting. *Journal of Primary Prevention, 29,* 243–261.

Bertenthal, B. I. (1993). Infants' perception of biomechanical motions: Instrinsic image and knowledge-based constraints. In C. Granrud (Ed.), *Visual perception and cognition in infancy* (pp. 175–214). Hillsdale, NJ: Erlbaum.

Bertenthal, B. I., & Longo, M. R. (2007). Is there evidence of a mirror neuron system from birth? *Developmental Science, 10,* 513–523.

Bertenthal, B. I., Longo, M. R., & Kenny, S. (2007). Phenomenal permanence and the development of predictive tracking in infancy. *Child Development, 78,* 350–363.

Bertrand, M., & Mullainathan, S. (2004). *Are Emily and Brendan more employable than Lakisha and Jamal? A field experiment on labor market discrimination.* Unpublished manuscript, University of Chicago.

Berzin, S. C., & De Marco, A. C. (2010). Understanding the impact of poverty on critical events in emerging adulthood. *Youth and Society, 42,* 278–300.

Berzlanovich, A. M., Keil, W. W., Sim, T., Fasching, P., & Fazeny-Dorner, B. (2005). Do centenarians die healthy? An autopsy study. *Journal of Gerontology, 60A,* 862–865.

Berzonsky, M. D. (2003). Identity style and well-being: Does commitment matter? *Identity: An International Journal of Theory and Research, 3,* 131–142.

Berzonsky, M. D. (2004). Identity style, parental authority, and identity commitment. *Journal of Youth and Adolescence, 33,* 213–220.

Berzonsky, M. D. (2011). A social-cognitive perspective on identity construction. In S. J. Schwartz, K. Luyckz, & V. L. Vignoles (Eds.), *Handbook of identity theory and research* (pp. 55–76). New York: Springer.

Berzonsky, M. D., Cieciuch, J., Duriez, B., & Soenens, B. (2011). The how and what of identity formation: Associations between identity styles and value orientations. *Personality and Individual Differences, 50,* 295–299.

Berzonsky, M. D., & Kuk, L. S. (2000). Identity status, identity processing style, and the transition to university. *Journal of Adolescent Research, 15,* 81–98.

Best, D. (2009). From the American Academy of Pediatrics: Technical report—Secondhand and prenatal tobacco smoke exposure. *Pediatrics, 124,* e1017–e1044.

Best, D. L. (2001). Gender concepts: Convergence in cross-cultural research and methodologies. *Cross-cultural Research: The Journal of Comparative Social Science, 35,* 23–43.

Beyene, Y. (1992). Menopause: A biocultural event. In A. J. Dan & L. L. Lewis (Eds.), *Menstrual health in women's lives* (pp. 169–177). Urbana, IL: University of Illinois Press.

Beyene, Y., & Martin, M. C. (2001). Menopausal experiences and bone density of Mayan women in Yucatan, Mexico. *American Journal of Human Biology, 13,* 47–71.

Beyers, J. M., Bates, J. E., Pettit, G. S., & Dodge, K. A. (2003). Neighborhood structure, parenting processes, and the development of youths' externalizing behaviors: A multilevel analysis. *American Journal of Community Psychology, 31,* 35–53.

Beyers, W., & Seiffge-Krenke, I. (2010). Does identity precede intimacy? Testing Erikson's theory of romantic development in emerging adults of the 21st century. *Journal of Adolescent Research, 25,* 387–415.

Bhanot, R., & Jovanovic, J. (2005). Parents' academic gender stereotypes influence whether they intrude on their children's work. *Sex Roles, 52,* 597–607.

Bhat, A., Heathcock, J., & Galloway, J. C. (2005). Toy-oriented changes in hand and joint kinematics during the emergence of purposeful reaching. *Infant Behavior and Development, 28,* 445–465.

Bhatt, R. S., Rovee-Collier, C., & Weiner, S. (1994). Developmental changes in the interface between perception and memory retrieval. *Developmental Psychology, 30,* 151–162.

Bhatt, R. S., Wilk, A., Hill, D., & Rovee-Collier, C. (2004). Correlated attributes and categorization in the first half-year of life. *Developmental Psychobiology, 44,* 103–115.

Bherer, L. (2012). Physical activity and exercise in older adults. In E. O. Acevedo (Ed.), *Oxford handbook of exercise psychology* (pp. 359–384). New York: Oxford University Press.

Bherer, L., Kramer, A. F., Peterson, M. S., Colcombe, S., Erickson, K., & Becic, E. (2006). Training effects on dual-task performance: Are there age-related differences in plasticity of attentional control? *Psychology and Aging, 20,* 695–709.

Bhopal, K. (2011). "Education makes you have more say in the way your life goes": Indian women and arranged marriages in the United Kingdom. *British Journal of Sociology of Education, 32,* 431–447.

Bialystok, E., Craik, F. I. M., Green, D. W., & Gollan, T. H. (2009). Bilingual minds. *Psychological Science in the Public Interest, 3,* 89–129.

Bialystok, E., & Martin, M. M. (2003). Notation to symbol: Development in children's understanding of print. *Journal of Experimental Child Psychology, 86,* 223–243.

Bianchi, S. M., & Raley, S. B. (2005). Time allocation in families. In S. M. Bianchi, L. M. Casper, & R. B. King (Eds.), *Work, family, health, and well-being* (pp. 21–48). Mahwah, NJ: Erlbaum.

Bianco, A., Stone, J., Lynch, L., Lapinski, R., Berkowitz, G., & Berkowitz, R. L. (1996). Pregnancy outcome at age 40 and older. *Obstetrics and Gynecology, 87,* 917–922.

Biederman, J., Kwon, A., Aleardi, M., Chouinard, V. A., Marino, T., & Cole, H. (2005). Absence of gender effects on attention-deficit hyperactivity disorder: Findings in nonreferred subjects. *American Journal of Psychiatry, 162,* 1083–1089.

Biegel, D., & Liebbrant, S. (2006). Elders living in poverty. In B. Berkman & S. D'Ambruoso (Eds.), *Handbook of social work in health and aging* (pp. 161–180). New York: Oxford University Press.

Bielak, A. A. M., Anstey, K. J., Christensen, H., & Windsor, T. D. (2012). Activity engagement is related to level, but not change, in cognitive ability across adulthood. *Psychology and Aging, 27,* 219–228.

Bielak, A. A. M., Hultsch, D. F., Strauss, E., MacDonald, S. W. S., & Hunter, M. A. (2010). Intraindividual variability in reaction time predicts cognitive outcomes 5 years later. *Neuropsychology, 24,* 731–741.

Bielawska-Batorowicz, E., & Kossakowska-Petrycka, K. (2006). Depressive mood in men after the birth of their offspring in relation to a partner's depression, social support, fathers' personality and prenatal expectations. *Journal of Reproductive and Infant Psychology, 24,* 21–29.

Bielinski, J., & Davison, M. L. (1998). Gender differences by item difficulty interactions in multiple-choice mathematics items. *American Educational Research Journal, 35,* 455–476.

Bierman, K. L., & Powers, L. M. (2009). Social skills training to improve peer relations. In K. H. Rubin, W. M. Bukowski, & B. Laursen (Eds.), *Handbook of peer interactions, relationships, and groups* (pp. 603–621). New York: Guilford Press.

Bifulco, R., Cobb, C. D., & Bell, C. (2009). Can interdistrict choice boost student achievement? The case of Connecticut's interdistrict magnet school program. *Educational Evaluation and Policy Analysis, 31,* 323–345.

Bigelow, A. E., MacLean, K., Proctor, J., Myatt, T., Gillis, R., & Power, M. (2010). Maternal sensitivity throughout infancy: Continuity and relation to attachment security. *Infant Behavior and Development, 33,* 50–60.

Bigler, R. S. (2007, June). Personal communication.

Bigler, R. S., Brown, C. S., & Markell, M. (2001). When groups are not created equal: Effects of group status on the formation of intergroup attitudes in children. *Child Development, 72,* 1151–1162.

Bimmel, N., Juffer, F., van IJzendoorn, M. H., & Bakermans-Kranenburg, M. J. (2003). Problem behavior of internationally adopted adolescents: A review and meta-analysis. *Harvard Review of Psychiatry, 11,* 64–77.

Birch, E. E. (1993). Stereopsis in infants and its developmental relation to visual acuity. In K. Simons (Ed.), *Early visual development: Normal and abnormal* (pp. 224–236). New York: Oxford University Press.

Birch, L. L., & Fisher, J. A. (1995). Appetite and eating behavior in children. *Pediatric Clinics of North America, 42,* 931–953.

Birch, L. L., Fisher, J. O., & Davison, K. K. (2003). Learning to overeat: Maternal use of restrictive feeding practices promotes girls' eating in the absence of hunger. *American Journal of Clinical Nutrition, 78,* 215–220.

Birch, L. L., Zimmerman, S., & Hind, H. (1980). The influence of social–affective context on preschool children's food preferences. *Child Development, 51,* 856–861.

Birch, S. A. J., & Bloom, P. (2003). Children are cursed: An asymmetric bias in mental-state attribution. *Psychological Science, 14,* 283–285.

Bird, A., & Reese, E. (2006). Emotional reminiscing and the development of an autobiographical self. *Developmental Psychology, 42,* 613–626.

Birditt, K. S., & Antonucci, T. C. (2007). Relationship quality profiles and well-being among married adults. *Journal of Family Psychology, 21,* 595–604.

Birditt, K. S., Brown, E., Orbuch, T. L., & McIlvane, J. M. (2010). Marital conflict behaviors and implications for divorce over 16 years. *Journal of Marriage and Family, 72,* 1188–1204.

Birditt, K. S., & Fingerman, K. L. (2005). Do we get better at picking our battles? Age group differences in descriptions of behavioral reactions to interpersonal tensions. *Journal of Gerontology, 60B,* P121–P128.

Birditt, K. S., Jackey, L. M. H., & Antonucci, T. C. (2009). Longitudinal patterns of negative relationship quality across adulthood. *Journal of Gerontology, 64B,* 55–64.

Biringen, Z., Emde, R. N., Campos, J. J., & Appelbaum, M. I. (1995). Affective reorganization in the infant, the mother, and the dyad: The role of upright locomotion and its timing. *Child Development, 66,* 499–514.

Birkett, M., Espelage, D. L., & Koenig, B. (2009). LGB and questioning students in schools: The moderating effects of homophobic bullying and school climate on negative outcomes. *Journal of Youth and Adolescence, 38,* 989–1000.

Birney, D. P., & Sternberg, R. J. (2006). Intelligence and cognitive abilities as competencies in development. In E. Bialystok & F. I. M. Craik (Eds.), *Lifespan cognition: Mechanisms of change* (pp. 315–330). New York: Oxford University Press.

Birney, D. P., & Sternberg, R. J. (2011). The development of cognitive abilities. In M. H. Bornstein & M. E. Lamb (Eds.), *Developmental science: An advanced textbook* (6th ed., pp. 353–388). New York: Psychology Press.

Birren, J. E. (2009). Gifts and talents of elderly people: The persimmon's promise. In F. D. Horowitz, R. F. Subotnik, & D. J. Matthews (Eds.), *The development of giftedness and talent across the life span* (pp. 171–185). Washington, DC: American Psychological Association.

Bjorklund, D. F. (2012). *Children's thinking* (5th ed.). Belmont, CA: Wadsworth Cengage Learning.

Bjorklund, D. F., Causey, K., & Periss, V. (2009). The evolution and development of human social cognition. In P. Kappeler & J. Silk (Eds.), *Mind the gap: Racing the origins of human universals* (pp. 351–371). Berlin: Springer Verlag.

Bjorklund, D. F., Schneider, W., Cassel, W. S., & Ashley, E. (1994). Training and extension of a memory strategy: Evidence for utilization deficiencies in high- and low-IQ children. *Child Development, 65,* 951–965.

Black, M. C., Basile, K. C., Breiding, M. J., Smith, S. G., Walters, M. L., et al. (2011). *National intimate partner and sexual violence survey: 2010 summary report.* Atlanta, GA: U.S. Centers for Disease Control and Prevention.

Black, R. E., Williams, S. M., Jones, I. E., & Goulding, A. (2002). Children who avoid drinking cow milk have low dietary calcium intakes and poor bone health. *American Journal of Clinical Nutrition, 76,* 675–680.

Blackhall, L. J., Frank, G., Murphy, S., & Michel, V. (2001). Bioethics in a different tongue: The case of truth-telling. *Journal of Urban Health, 78,* 59–71.

Blackhall, L. J., Murphy, S. T., Frank, G., Michel, V., & Azen, S. (1995). Ethnicity and attitudes toward patient autonomy. *Journal of the American Medical Association, 274,* 820–825.

Blackwell, D. L., & Lichter, D. T. (2004). Homogamy among dating, cohabiting, and married couples. *Sociological Quarterly, 45,* 719–737.

Blackwell, L. S., Trzesniewski, K. H., & Dweck, C. S. (2007). Implicit theories of intelligence predict achievement across an adolescent transition: A longitudinal study and an intervention. *Child Development, 78,* 246–263.

Blaga, O. M., & Colombo, J. (2006). Visual processing and infant ocular latencies in the overlap paradigm. *Developmental Psychology, 42,* 1069–1076.

Blaine, B., & Rodman, J. (2007). Responses to weight loss treatment among obese individuals with and without BED: A matched-study meta-analysis. *Eating and Weight Disorders, 12,* 54–60.

Blair, C., & Raver, C. C. (2012). Child development in the context of adversity: Experiential canalization of brain and behavior. *American Psychologist, 67,* 309–318.

Blair, C., & Razza, R. P. (2007). Relating effortful control, executive function, and false belief understanding to emerging math and literacy ability in kindergarten. *Developmental Psychology, 78,* 647–663.

Blair-Loy, M., & DeHart, G. (2003). Family and career trajectories among African-American female attorneys. *Journal of Family Issues, 24,* 908–933.

Blakemore, J. E. O. (2003). Children's beliefs about violating gender norms: Boys shouldn't look like girls, and girls shouldn't act like boys. *Sex Roles, 48,* 411–419.

Blakemore, S.-J., & Choudhury, S. (2006). Development of the adolescent brain: Implications for executive function and social cognition. *Journal of Child Psychology and Psychiatry, 47,* 296–312.

Blanchard, R., & Bogaert, A. F. (2004). Proportion of homosexual men who owe their sexual orientation to fraternal birth order: An estimate based on two national probability samples. *American Journal of Human Biology, 16,* 151–157.

Blanchard-Fields, F. (2007). Everyday problem solving and emotion: An adult developmental perspective. *Current Directions in Psychological Science, 16,* 26–31.

Blanchard-Fields, F., Chen, Y., & Norris, L. (1997). Everyday problem solving across the adult life span: Influence of domain specificity and cognitive appraisal. *Psychology and Aging, 12,* 684–693.

Blanchard-Fields, F., & Coats, A. H. (2008). The experience of anger and sadness in everyday problems impacts age differences in emotion regulation. *Developmental Psychology, 44,* 1547–1556.

Blanchard-Fields, F., Mienaltowski, A., & Baldi, R. (2007). Age differences in everyday problem-solving effectiveness: Older adults select more effective strategies for interpersonal problems. *Journal of Gerontology, 62B,* P61–P64.

Blandon, A. Y., & Volling, B. L. (2008). Parental gentle guidance and children's compliance within the family: A replication study. *Journal of Family Psychology, 22,* 355–366.

Blasi, A. (1994). Moral identity: Its role in moral functioning. In B. Puka (Ed.), *Fundamental research in moral development: A compendium* (Vol. 2, pp. 123–167). New York: Garland.

Blasi, C. H., & Bjorklund, D. F. (2003). Evolutionary developmental psychology: A new tool for better understanding human ontogeny. *Human Development, 46,* 259–281.

Blass, E. M., Ganchrow, J. R., & Steiner, J. E. (1984). Classical conditioning in newborn humans 2–48 hours of age. *Infant Behavior and Development, 7,* 223–235.

Blatchford, P., Bassett, P., & Brown, P. (2005). Teachers' and pupils' behavior in large and small classes: A systematic observation study of pupils aged 10 and 11 years. *Journal of Educational Psychology, 97,* 454–467.

Blatchford, P., Bassett, P., Goldstein, H., & Martin, C. (2003). Are class size differences related to pupils' educational progress and classroom processes? Findings from the Institute of Education Class Size Study of Children Aged 5–7 years. *British Educational Research Journal, 29,* 709–730.

Blatchford, P., Russell, A., Bassett, P., Brown, P., & Martin, C. (2007). The effect of class size on the teaching of pupils aged 7–11 years. *School Effectiveness and School Improvement, 18,* 147–172.

Blatteis, C. M. (2012). Age-dependent changes in temperature regulation—a mini review. *Gerontology, 58,* 289–295.

Blau, D., & Goldstein, R. (2007). *What explains trends in labor force participation of older men in the United States?* Discussion Paper No. 2991. Bonn, Germany: Institute for the Study of Labor.

Bleeker, M. M., & Jacobs, J. E. (2004). Achievement in math and science: Do mothers' beliefs matter 12 years later? *Journal of Educational Psychology, 96,* 97–109.

Bleses, D., Vach, W., Slott, M., Wehberg, S., Thomsen, P., Madsen, T., et al. (2008). Early vocabulary development in Danish and other languages: A CDI-based comparison. *Journal of Child Language, 35,* 619–650.

Bleske, A. L., & Buss, D. M. (2000). Can men and women be just friends? *Personal Relationships, 7,* 131–151.

Blieszner, R., & Roberto, K. A. (2012). Partners and friends in adulthood. In S. K. Whitbourne & M. J. Sliwinski (Eds.), The Wiley-Blackwell handbook of adulthood and aging (pp. 381–398). Malden, MA: Wiley-Blackwell.

Block, J. (1995). A contrarian view of the five-factor approach to personality description. *Psychological Bulletin, 117,* 187–215.

Block, J. (2011). The five-factor framing of personality and beyond: Some ruminations. *Psychological Inquiry, 21,* 2–25.

Blood-Siegfried, J. (2009). The role of infection and inflammation in sudden infant death syndrome. *Immunopharmacology and Immunotoxicology, 31,* 516– 523.

Bloom, L. (1998). Language acquisition in its developmental context. In D. Kuhn & R. S. Siegler (Eds.), *Handbook of child psychology: Vol. 2. Cognition, perception, and language* (5th ed., pp. 309–370). New York: Wiley.

Bloom, L. (2000). The intentionality model of language development: How to learn a word, any word. In R. Golinkoff, K. Hirsh-Pasek, N. Akhtar, L. Bloom, G. Hollich, L. Smith, M. Tomasello, & A. Woodward (Eds.), *Becoming a word learner: A debate on lexical acquisition.* New York: Oxford University Press.

Bluck, S., Dirk, J., Mackay, M. M., & Hux, A. (2008). Life experience with death: Relation to death attitudes and to the use of death-related memories. *Death Studies, 32,* 524–549.

Bluebond-Langner, M. (1977). Meanings of death to children. In H. Feifel (Ed.), *New meanings of death* (pp. 47–66). New York: McGraw-Hill.

Blumenfeld, P. C., Marx, R. W., & Harris, C. J. (2006). Learning environments. In K. A. Renninger & I. E. Sigel (Eds.), *Handbook of child psychology: Vol. 4. Child psychology in practice* (6th ed., pp. 297–342). Hoboken, NJ: Wiley.

Blumenthal, H., Leen-Feldner, E. W., Babson, K. A., Gahr, J. L., Trainor, C. D., & Frala, J. L. (2011). Elevated social anxiety among early maturing girls. *Developmental Psychology, 47,* 1133–1140.

Boardman, J. D. (2004). Stress and physical health: The role of neighborhoods as mediating and moderating mechanisms. *Social Science and Medicine, 58,* 2473–2483.

Bobb, A. J., Castellanos, F. X., Addington, A. M., & Rapoport, J. L. (2006). Molecular genetic studies of ADHD: 1991 to 2004. *American Journal of Medical Genetics Part B (Neuropsychiatric Genetics), 141B,* 551–565.

Bodrova, E., & Leong, D. J. (2007). *Tools of the mind: The Vygotskian approach to early childhood education* (2nd ed.). Upper Saddle River, NJ: Merrill/Prentice Hall.

Body, J. J., Bergmann, P., Boonen, S., Boutsen, Y., Bruyere, O., Devogelaer, J. P., et al. (2011). Non-pharmacological management of osteoporosis: A consensus of the Belgian Bone Club. *Osteoporosis International, 22,* 2769–2788.

Bogaert, A. F. (2005). Age at puberty and father absence in a national probability sample. *Journal of Adolescence, 28,* 541–546.

Bogin, B. (2001). *The growth of humanity.* New York: Wiley-Liss.

Bohannon, J. N., & Bonvillian, J. D. (2009). Theoretical approaches to language acquisition. In J. B. Gleason & B. Ratner (Ed.), *The development of language* (7th ed., pp. 227–284). Boston: Allyn and Bacon.

Bohannon, J. N., III, & Stanowicz, L. (1988). The issue of negative evidence: Adult responses to children's language errors. *Developmental Psychology, 24,* 684–689.

Bohlmeijer, E. T., Roemer, M., Cuijpers, P., & Smit, F. (2007). The effects of life-review on psychological well-being in older adults: A meta-analysis. *Aging and Mental Health, 11,* 291–300.

Boldizar, J. P. (1991). Assessing sex typing and androgyny in children: The children's sex role inventory. *Developmental Psychology, 27,* 505–515.

Bolen, R. M. (2001). *Child sexual abuse.* New York: Kluwer Academic.

Bolisetty, S., Bajuk, B., Me, A.-L., Vincent, T., Sutton, L., & Lui, K. (2006). Preterm outcome table (POT): A simple tool to aid counselling parents of very preterm infants. *Australian and New Zealand Journal of Obstetrics and Gynaecology, 46,* 189–192.

Bolkan, C., & Hooker, K. (2012). Self-regulation and social cognition in adulthood: The gyroscope of personality. In S. K. Whitbourne & M. J. Sliwinski (Eds.), *Wiley-Blackwell handbook of adulthood and aging* (pp. 357–380). Malden, MA: Wiley-Blackwell.

Bolzani, L. H., Messinger, D. S., Yale, M., & Dondi, M. (2002). Smiling in infancy. In M. H. Abel (Ed.), *An empirical reflection on the smile* (pp. 111–136). Lewiston, NY: Edwin Mellen Press.

Bonilla, S., Kehl, S., Kwong, K. Y., Morphew, T., Kachru, R., & Jones, C. A. (2005). School absenteeism in children with asthma in a Los Angeles inner-city school. *Journal of Pediatrics, 147,* 802–806.

Bonnick, S. L. (2008). Osteoporosis in men and women. *Management of Osteoporosis, 8,* 28–36.

Bono, M. A., & Stifter, C. A. (2003). Maternal attention-directing strategies and infant focused attention during problem solving. *Infancy, 4,* 235–250.

Bookman, A., & Kimbrel, D. (2011). Families and elder care in the twenty-first century. *Future of Children, 21,* 117–140.

Boom, J., Wouters, H., & Keller, M. (2007). A cross-cultural validation of stage development: A Rasch re-analysis of longitudinal socio-moral reasoning data. *Cognitive Development, 22,* 213–229.

Booth, A., Scott, M. E., & King, V. (2010). Father residence and adolescent problem behavior: Are youth always better off in two-parent families? *Journal of Family Issues, 31,* 585–605.

Borduin, C. M. (2007). Multisystemic treatment of violent youth and their families. In T. A. Cavell & K. T. Malcolm (Eds.), *Anger, aggression and interventions for interpersonal violence* (pp. 239–265). Mahwah, NJ: Erlbaum.

Bornstein, M. H. (1989). Sensitive periods in development: Structural characteristics and causal interpretations. *Psychological Bulletin, 105,* 179–197.

Bornstein, M. H. (2006). Parenting science and practice. In K. Renninger & I. E. Sigel (Eds.), *Handbook of child psychology: Vol. 4. Child psychology in practice* (6th ed., pp. 893–949). Hoboken, NJ: Wiley.

Bornstein, M. H., & Arterberry, M. E. (1999). Perceptual development. In M. H. Bornstein & M. E. Lamb (Eds.), *Developmental psychology: An advanced textbook* (pp. 231–274). Mahwah, NJ: Erlbaum.

Bornstein, M. H., & Arterberry, M. E. (2003). Recognition, discrimination, and categorization

of smiling by 5-month-old infants. *Developmental Science, 6,* 585–599.
Bornstein, M. H., Arterberry, M. E., & Mash, C. (2010). Infant object categorization transcends object–context relations. *Infant Behavior and Development, 33,* 7–15.
Bornstein, M. H., & Sawyer, J. (2006). Family systems. In K. McCartney & D. Phillips (Eds.), *Blackwell handbook of early childhood development* (pp. 381–398). Malden, MA: Blackwell.
Boroughs, D. S. (2004). Female sexual abusers of children. *Children and Youth Services Review, 26,* 481–487.
Borst, C. G. (1995). *Catching babies: The professionalization of childbirth, 1870–1920.* Cambridge, MA: Harvard University Press.
Bortfeld, H., Leon, S., Bloom, J., Schober, M., & Brennan, S. (2001). Disfluency rates in conversation: Effects of age, relationship, topic, role, and gender. *Language and Speech, 44,* 123–147.
Bos, H. M. W., & Sandfort, T. G. M. (2010). Children's gender identity in lesbian and heterosexual two-parent families. *Sex Roles, 62,* 114–126.
Bos, H. M. W., van Balen, F., & van den Boom, D. C. (2004). Experience of parenthood, couple relationship, social support, and child-rearing goals in planned lesbian mother families. *Journal of Child Psychology and Psychiatry, 25,* 755–764.
Bos, H. M. W., van Balen, F., & van den Boom, D. C. (2007). Child adjustment and parenting in planned lesbian-parent families. *American Journal of Orthopsychiatry, 77,* 38–48.
Bosacki, S. L., & Moore, C. (2004). Preschoolers' understanding of simple and complex emotions: Links with gender and language. *Sex Roles, 50,* 659–675.
Bost, K. K., Shin, N., McBride, B. A., Brown, G. L., Vaughn, B. E., & Coppola, G. (2006). Maternal secure base scripts, children's attachment security, and mother–child narrative styles. *Attachment and Human Development, 8,* 241–260.
Boswell, G. H., Kahana, E., & Dilworth-Anderson, P. (2006). Spirituality and healthy lifestyle behaviors: Stress counter-balancing effects on the well-being of older adults. *Journal of Religion and Health, 45,* 587–602.
Botton, J., Heude, B., Maccario, J., Ducimetiére, P., & Charles, M. A. (2008). Postnatal weight and height growth velocities at different ages between birth and 5y and body composition in adolescent boys and girls. *American Journal of Clinical Nutrition, 87,* 1760–1768.
Bouchard, T. J. (2004). Genetic influence on human psychological traits: A survey. *Current Directions in Psychological Science, 13,* 148–151.
Bouchard, T. J., & Loehlin, J. C. (2001). Genes, evolution, and personality. *Behavior Genetics, 31,* 243–274.
Boucher, O., Bastien, C. H., Saint-Amour, D., Dewailly, E., Ayotte, P., Jacobson, J. L., Jacobson, et al. (2010). Prenatal exposure to methylmercury and PCBs affects distinct stages of information processing: An event-related potential study with Inuit children. *Neurotoxicology, 31,* 373–384.
Boucher, O., Muckle, G., & Bastien, C. H. (2009). Prenatal exposure to polychlorinated biphenyls: A neuropsychologic analysis. *Environmental Health Perspectives, 117,* 7–16.
Boukydis, C. F. Z., & Lester, B. M. (1998). Infant crying, risk status and social support in families of preterm and term infants. *Early Development and Parenting, 7,* 31–39.
Boulton, M. J. (1999). Concurrent and longitudinal relations between children's playground behavior and social preference, victimization, and bullying. *Child Development, 70,* 944–954.
Bowen, C. E., Noack, M. G., & Staudinger, U. M. (2011). Aging in the work context. In K. W. Schaie & S. L. Willis (Eds.), *Handbook of the psychology of aging* (7th ed., pp. 263–277). San Diego, CA: Academic Press.
Bowen, N. K., Bowen, G. L., & Ware, W. B. (2002). Neighborhood social disorganization, families, and the educational behavior of adolescents. *Journal of Adolescent Research, 17,* 468–490.
Bowkett, S., & Percival, S. (2011). *Coaching emotional intelligence in the classroom: A guide for 7–14.* New York: Routledge.
Bowlby, J. (1969). *Attachment and loss: Vol. 1. Attachment.* New York: Basic Books.
Bowlby, J. (1980). *Attachment and loss: Vol. 3. Loss: Sadness and depression.* New York: Basic Books.
Bowman, N. A. (2011a). College diversity experiences and cognitive development: A meta-analysis. *Review of Educational Research, 80,* 4–33.
Bowman, N. A. (2011b). Promoting participation in a diverse democracy: A meta-analysis of college diversity experiences and civic engagement. *Review of Educational Research, 81,* 29–68.
Bowman, S. A., Gortmaker, S. L., Ebbeling, C. B., Pereira, M. A., & Ludwig, D. S. (2004). Effects of fast-food consumption on energy intake and diet quality among children in a national household survey. *Pediatrics, 113,* 112–113.
Boyce, W., Doherty-Poirier, M., MacKinnon, D., Fortin, C., Saab, H., King, M., & Gallupe, O. (2006). Sexual health of Canadian youth: Findings from the Canadian Youth, Sexual Health and HIV/AIDS Study. *Canadian Journal of Human Sexuality, 15,* 59–68.
Boyd-Franklin, N. (2006). *Black families in therapy* (2nd ed.). New York: Guilford.
Boyle, P. A., Barnes, L. L., Buchman, A. S., & Bennett, D. A. (2009). Purpose in life is associated with mortality among community-dwelling older persons. *Psychosomatic Medicine, 71,* 574–579.
Boysson-Bardies, B. de, & Vihman, M. M. (1991). Adaptation to language: Evidence from babbling and first words in four languages. *Language, 67,* 297–319.
Bozionelos, N., Bozionelos, G., Kostopoulos, K., & Polychroniou, P. (2011). How providing mentoring relates to career success and organizational commitment: A study in the general managerial population. *Career Development International, 16,* 446–468.
Bracci, R., Perrone, S., & Buonocore, G. (2006). The timing of neonatal brain damage. *Biology of the Neonate, 90,* 145–155.
Bracken, B. A. (2000). Maximizing construct relevant assessment: The optimal preschool testing situation. In B. A. Bracken (Ed.), *The psychoeducational assessment of preschool children* (3rd ed., pp. 33–44). Upper Saddle River, NJ: Prentice-Hall.
Brackett, M. A., Mayer, J. D., & Warner, R. M. (2004). Emotional intelligence and the prediction of behavior. *Personality and Individual Differences, 36,* 1387–1402.
Bradbury, J. C. (2009). Peak athletic performance and ageing: Evidence from baseball. *Journal of Sports Sciences, 27,* 599–610.
Bradford, K., Barber, B. K., Olsen, J. A., Maughan, S. L., Erickson, L. D., Ward, D., & Stolz, H. E. (2003). A multi-national study of interparental conflict, parenting, and adolescent functioning: South Africa, Bangladesh, China, India, Bosnia, Germany, Palestine, Colombia, and the United States. *Marriage and Family Review, 35,* 107–137.
Bradley, R. H. (1994). The HOME Inventory: Review and reflections. In H. W. Reese (Ed.), *Advances in child development and behavior* (Vol. 25, pp. 241–288). San Diego, CA: Academic Press.
Bradley, R. H., & Caldwell, B. M. (1982). The consistency of the home environment and its relation to child development. *International Journal of Behavioral Development, 5,* 445–465.
Bradley, R. H., Corwyn, R. F., McAdoo, H. P., & Garcia-Coll, C. (2001). The home environments of children in the United States. Part I: Variations by age, ethnicity, and poverty status. *Child Development, 72,* 1844–1867.
Bradley, R. H., Whiteside, L., Mundfrom, D. J., Casey, P. H., Kelleher, K. J., & Pope, S. K. (1994). Early indications of resilience and their relation to experiences in the home environments of low birthweight, premature children living in poverty. *Child Development, 65,* 346–360.
Braine, L. G., Schauble, L., Kugelmass, S., & Winter, A. (1993). Representation of depth by children: Spatial strategies and lateral biases. *Developmental Psychology, 29,* 466–479.
Brainerd, C. J. (2003). Jean Piaget, learning, research, and American education. In B. J. Zimmerman (Ed.), *Educational psychology: A century of contributions* (pp. 251–287). Mahwah, NJ: Erlbaum.
Brame, B., Nagin, D. S., & Tremblay, R. E. (2001). Developmental trajectories of physical aggression from school entry to late adolescence. *Journal of Child Psychology and Psychiatry, 42,* 503–512.
Brand, S., Gerber, M., Beck, J., Hatzinger, M., Puhse, U., & Holsboer-Trachsler, E. (2010). High exercise levels are related to favorable sleep and psychological functioning in adolescence: A comparison of athletes and controls. *Journal of Adolescent Health, 46,* 133–141.
Branje, S. J. T., van Lieshout, C. F. M., van Aken, M. A. G., & Haselager, G. J. T. (2004). Perceived support in sibling relationships and adolescent adjustment. *Journal of Child Psychology and Psychiatry, 45,* 1385–1396.
Braswell, G. S. (2006). Sociocultural contexts for the early development of semiotic production. *Psychological Bulletin, 132,* 877–894.
Braswell, G. S., & Callanan, M. A. (2003). Learning to draw recognizable graphic representations during mother–child interactions. *Merrill-Palmer Quarterly, 49,* 471–494.
Braungart-Rieker, J. M., Hill-Soderlund, A. L., & Karrass, J. (2010). Fear and anger reactivity trajectories from 4 to 16 months: The roles of temperament, regulation, and maternal sensitivity. *Developmental Psychology, 46,* 791–804.
Braveman, P., Cubbin, C., Egerter, S., Williams, D. R., & Pamuk, E. (2010). Socioeconomic disparities in health in the United States: What the patterns tell us. *American Journal of Public Health, 100,* S186–S196.
Bray, J. H. (1999). From marriage to remarriage and beyond: Findings from the Developmental Issues in Stepfamilies Research Project. In E. M. Hetherington (Ed.), *Coping with divorce, single parenting, and remarriage: A risk and resiliency perspective* (pp. 295–319). Mahwah, NJ: Erlbaum.
Brazelton, T. B., Koslowski, B., & Tronick, E. (1976). Neonatal behavior among urban Zambians and Americans. *Journal of the American Academy of Child Psychiatry, 15,* 97–107.
Brazelton, T. B., & Nugent, J. K. (1995). *Neonatal Behavioral Assessment Scale.* London, Mac Keith Press.
Brazelton, T. B., Nugent, J. K., & Lester, B. M. (1987). Neonatal Behavioral Assessment Scale. In J. D. Osofsky (Ed.), *Handbook of infant development* (2nd ed., pp. 780–817). New York: Wiley.
Bremner, J. G. (2010). Cognitive development: Knowledge of the physical world. In J. G. Bremner & T. D. Wachs (Eds.), *Wiley-Blackwell handbook of infant development: Vol. 1. Basic research* (2nd ed., pp. 204–242). Oxford, UK: Wiley.
Brendgen, M., Markiewicz, D., Doyle, A. B., & Bukowski, W. M. (2001). The relations between friendship quality, ranked-friendship preference, and adolescents' behavior with their friends. *Merrill-Palmer Quarterly, 47,* 395–415.

Brennan, K. A., & Shaver, P. R. (1995). Dimensions of adult attachment, affect regulation, and romantic relationship functioning. *Personality and Social Psychology Bulletin, 21,* 267–283.

Brennan, W. M., Ames, E. W., & Moore, R. W. (1966). Age differences in infants' attention to patterns of different complexities. *Science, 151,* 354–356.

Brenner, E., & Salovey, P. (1997). Emotional regulation during childhood: Developmental, interpersonal, and individual considerations. In P. Salovey & D. Sluyter (Eds.), *Emotional literacy and emotional development* (pp. 168–192). New York: Basic Books.

Brenner, J. (2013). *Pew Internet: Social Networking.* Washington, DC: Pew Research Center.

Brenner, R. A., & Committee on Injury, Violence, and Poison Prevention. (2003). Prevention of drowning in infants, children, and adolescents. *Pediatrics, 112,* 440–445.

Brent, R. L., Christian, M. S., & Diener, R. M. (2011). Evaluation of the reproductive and developmental risks of caffeine. *Developmental and Reproductive Toxicology, 92,* 152–187.

Brent, S. B., Speece, M. W., Lin, C., Dong, Q., & Yang, C. (1996). The development of the concept of death among Chinese and U.S. children 3–17 years of age: From binary to "fuzzy" concepts? *Omega, 33,* 67–83.

Breslau, N., Kessler, R. C., Chilcoat, H. D., Schultz, L. R., Davis, G. C., & Andreski, P. (1998). Trauma and posttraumatic stress disorder in the community: The 1996 Detroit Area Survey of Trauma. *Archives of General Psychiatry, 55,* 626–632.

Breslin, F. C., & Mustard, C. (2003). Factors influencing the impact of unemployment on mental health among young and older adults in a longitudinal, population-based survey. *Scandinavian Journal of Work, Environment, and Health, 29,* 5–14.

Bretherton, I., & Munholland, K. A. (2008). Internal working models in attachment relationships. In J. Cassidy & P. R. Shaver (Eds.), *Handbook of attachment: Theory, research, and clinical applications* (2nd ed., pp. 102–127). New York: Guilford.

Brewaeys, A., Ponjaert, I., Van Hall, E. V., & Golombok, S. (1997). Donor insemination: Child development and family functioning in lesbian mother families. *Human Reproduction, 12,* 1349–1359.

Bridge, J. A., Goldstein, T. R., & Brent, D. A. (2006). Adolescent suicide and suicidal behavior. *Journal of Child Psychology and Psychiatry, 47,* 372–394.

Bridgett, D. J., Gartstein, M. A., Putnam, S. P., McKay, T., Iddins, R., Robertson, C., et al. (2009). Maternal and contextual influences and the effect of temperament development during infancy on parenting in toddlerhood. *Infant Behavior and Development, 32,* 103–116.

Bright, G. M., Mendoza, J. R., & Rosenfeld, R. G. (2009). Recombinant human insulin-like growth factor-1 treatment: Ready for primetime. *Endocrinology and Metabolism Clinics of North America, 38,* 625–638.

Bright, J. E. H., Pryor, R. G. L., Wilkenfeld, S., & Earl, J. (2005). The role of social context and serendipitous events in career decision making. *International Journal for Educational and Vocational Guidance, 5,* 19–36.

Brim, O. G., Ryff, C. D., & Kessler, R. C. (2005). The MIDUS National Survey: An overview. In O. G. Brim, C. D. Ryff, & R. C. Kessler (Eds.), *How healthy are we? A national study of well-being at midlife* (pp. 1–34). Chicago: University of Chicago Press.

Brisch, K. H., Bechinger, D., Betzler, S., Heineman, H., Kachele, H., Pohlandt, F., Schmucker, G., & Buchheim, A. (2005). Attachment quality in very low-birth-weight premature infants in relation to maternal attachment representations and neurological development. *Parenting: Science and Practice, 5,* 11–32.

Brodaty, H., Seeher, K., & Gibson, L. (2012). Dementia time to death: A systematic literature review on survival time and years of life lost in people with dementia. *International Psychogeriatrics, 24,* 1034–1045.

Brody, G. H., & Flor, D. L. (1998). Maternal resources, parenting practices, and child competence in rural, single-parent African American families. *Child Development, 69,* 803–816.

Brody, G. H., & Murry, V. M. (2001). Sibling socialization of competence in rural, single-parent African American families. *Journal of Marriage and Family, 63,* 996–1008.

Brody, G. H., Stoneman, Z., & McCoy, J. K. (1994). Forecasting sibling relationships in early adolescence from child temperaments and family processes in middle childhood. *Child Development, 65,* 771–784.

Brody, L. (1999). *Gender, emotion, and the family.* Cambridge, MA: Harvard University Press.

Brody, L. R. (1997). Gender and emotion: Beyond stereotypes. *Journal of Social Issues, 53,* 369–393.

Brody, N. (1997). Intelligence, schooling, and society. *American Psychologist, 52,* 1046–1050.

Brodzinsky, D. M. (2011). Children's understanding of adoption: Developmental and clinical implications. *Professional Psychology: Research and Practice, 42,* 200–207.

Broidy, L. M., Nagin, D. S., Tremblay, R. E., Bates, J. E., Brame, B., Dodge, K. A., Fergusson, D., Horwood, J. L., Loeber, R., Laird, R., Lynam, D. R., Moffitt, T. E., Pettit, G. S., & Vitaro, F. (2003). Developmental trajectories of childhood disruptive behaviors and adolescent delinquency: A six-site, cross-national study. *Developmental Psychology, 39,* 222–245.

Bronfenbrenner, U. (Ed.). (2005). *Making human beings human.* Thousand Oaks, CA: Sage.

Bronfenbrenner, U., & Morris, P. A. (2006). The bioecological model of human development. In R. M. Lerner (Ed.), *Handbook of child psychology: Vol. 1. Theoretical models of human development* (6th ed., pp. 297–342). Hoboken, NJ: Wiley.

Bronson, G. W. (1994). Infants' transitions toward adult-like scanning. *Child Development, 65,* 1243–1261.

Bronstein, P. (2006). The family environment: Where gender role socialization begins. In J. Worell & C. D. Goodheart (Eds.), *Handbook of girls' and women's psychological health: Gender and well-being across the lifespan* (pp. 262–271). New York: Oxford University Press.

Bronte-Tinkew, J., Moore, K. A., & Carrano, J. (2006). The father–child relationship, parenting styles, and adolescent risk behaviors in intact families. *Journal of Family Issues, 27,* 850–881.

Brooks, L., McCabe, P., & Schneiderman, N. (2011). Stress and cardiometabolic syndrome. In R. J. Contrada & A. Baum (Eds.), *Handbook of stress science: Biology, psychology, and health* (pp. 399–410). New York: Springer.

Brooks, P. J., Hanauere, J. B., Padowska, B., & Rosman, H. (2003). The role of selective attention in preschoolers' rule use in a novel dimensional card sort. *Cognitive Development, 18,* 195–215.

Brooks, R., & Meltzoff, A. N. (2005). The development of gaze following and its relation to language. *Developmental Science, 8,* 535–543.

Brooks, R., & Meltzoff, A. N. (2008). Infant gaze following and pointing predict accelerated vocabulary growth through two years of age: A longitudinal, growth curve modeling study. *Journal of Child Language, 35,* 207–220.

Brooks-Gunn, J. (1988). Antecedents and consequences of variations in girls' maturational timing. *Journal of Adolescent Health Care, 9,* 365–373.

Brooks-Gunn, J. (2003). Do you believe in magic? What we can expect from early childhood intervention programs. *Social Policy Report of the Society for Research in Child Development, 17,* 3–14.

Brooks-Gunn, J. (2004). Intervention and policy as change agents for young children. In P. L. Chase-Lansdale, K. Kiernan, & R. J. Friedman (Eds.), *Human development across lives and generations: The potential for change* (pp. 293–340). New York: Cambridge University Press.

Brooks-Gunn, J., Han, W.-J., & Waldfogel, J. (2002). Maternal employment and child cognitive outcomes in the first three years of life: The NICHD study of early child care. *Child Development, 73,* 1052–1072.

Brooks-Gunn, J., Han, W.-J., & Waldfogel, J. (2010). First-year maternal employment and child development in the first 7 years. *Monographs of the Society for research in Child Development, 75*(No. 2, Serial No. 296), 59–69.

Brooks-Gunn, J., Klebanov, P. K., Smith, J., Duncan, G. J., & Lee, K. (2003). The black–white test score gap in young children. Contributions of test and family characteristics. *Applied Developmental Science, 7,* 239–252.

Brooks-Gunn, J., Schley, S., & Hardy, J. (2002). Marriage and the baby carriage: Historical change and intergenerational continuity in early parenthood. In L. J. Crockett & R. K. Sibereisen (Eds.), *Negotiating adolescence in times of social change* (pp. 36–57). New York: Cambridge University Press.

Brown, A. M., & Miracle, J. A. (2003). Early binocular vision in human infants: Limitations on the generality of the Superposition Hypothesis. *Vision Research, 43,* 1563–1574.

Brown, A. S. (2006). Prenatal infection as a risk factor for schizophrenia. *Schizophrenia Bulletin, 32,* 200–202.

Brown, B. B., & Dietz, E. L. (2009). Informal peer groups in middle childhood and adolescence. In K. H. Rubin, W. M. Bukowski, & B. Laursen (Eds.), *Handbook of peer interactions, relationships, and groups* (pp. 361–376). New York: Guilford Press.

Brown, B. B., Herman, M., Hamm, J. V., & Heck, D. (2008). Ethnicity and image: Correlates of minority adolescents' affiliation with individual-based versus ethnically defined peer crowds. *Child Development, 79,* 529–546.

Brown, C., & Lowis, M. J. (2003). Psychosocial development in the elderly: An investigation into Erikson's ninth stage. *Journal of Aging Studies, 17,* 415–426.

Brown, C. S., & Bigler, R. S. (2004). Children's perceptions of gender discrimination. *Developmental Psychology, 40,* 714–726.

Brown, G. L., Schoppe-Sullivan, S. J., Mangelsdorf, S. C., & Neff, C. (2010). Observed and reported supportive coparenting as predictors of infant–mother and infant–father attachment security. *Early Child Development and Care, 180,* 121–137.

Brown, J. D., & L'Engle, K. L. (2009). X-rated: Attitudes and behaviors associated with U.S. early adolescents' exposure to sexually explicit media. C*ommunication Research, 36,* 129–151.

Brown, L. H., & Rodin, P. A. (2004). Grandparent–grandchild relationships and the life course perspective. In J. Demick & C. Andreoletti (Eds.), *Handbook of adult development* (pp. 459–474). New York: Springer.

Brown, R. W. (1973). *A first language: The early stages.* Cambridge, MA: Harvard University Press.

Brown, S. A., & Ramo, D. E. (2005). Clinical course of youth following treatment for alcohol and drug problems. In H. A. Liddle & C. L. Rowe (Eds.), *Adolescent substance abuse: Research and clinical advances* (pp. 79–103). Cambridge, UK: Cambridge University Press.

Brown, S. L., & Kawamura, S. (2010). Relationships quality among cohabitors and marrieds in older adulthood. *Social Science Research, 39,* 777–786.

Brown, S. L., & Lin, I.-F. (2012). *Divorce in middle and later life: New estimates from the 2009 American Community Survey.* Bowling Green, OH: Center for

Family and Demographic Research, Bowling Green University.
Brown, T. M., & Rodriguez, L. F. (2009). School and the co-construction of dropout. *International Journal of Qualitative Studies in Education, 22,* 221–242.
Browne, C. A., & Woolley, J. D. (2004). Preschoolers' magical explanations for violations of physical, social, and mental laws. *Journal of Cognition and Development, 5,* 239–260.
Browne, J. V., & Talmi, A. (2005). Family-based intervention to enhance infant–parent relationships in the neonatal intensive care unit. *Journal of Pediatric Psychology, 30,* 667–677.
Brownell, C. A., Zerwas, S., & Ramani, G. B. (2007). "So big": The development of body self-awareness in toddlers. *Child Development, 78,* 1426–1440.
Bruck, M., & Ceci, S. J. (2004). Forensic developmental psychology: Unveiling four common misconceptions. *Current Directions in Psychological Science, 13,* 229–232.
Brugman, G. M. (2006). Wisdom and aging. In J. E. Birren & K. W. Schaie (Eds.), *Handbook of the psychology of aging* (6th ed., pp. 445–476). Burlington, MA: Elsevier Academic Press.
Brühwiler, C., & Blatchford, P. (2011). Effects of class size and adaptive teaching competency on classroom processes and academic outcome. *Learning and Instruction, 21,* 95–108.
Bruschweiler-Stern, N. (2004). A multifocal neonatal intervention. In A. J. Sameroff, S. C. McDonough, & K. L. Rosenblum (Eds.), *Treating parent–infant relationship problems* (pp. 188–212). New York: Guilford.
Brussoni, M. J., and Boon, S. D. (1998). Grandparental impact in young adults' relationships with their closest grandparents: The role of relationship strength and emotional closeness. *International Journal of Aging and Human Development, 45,* 267–286.
Bruzzese, J.-M., & Fisher, C. B. (2003). Assessing and enhancing the research consent capacity of children and youth. *Applied Developmental Science, 7,* 13–26.
Bryan, A. E., & Dix, T. (2009). Mothers' emotions and behavioral support during interactions with toddlers: The role of child temperament. *Social Development, 18,* 647–670.
Bryant, B. K., Zvonkovic, A. M., & Reynolds, P. (2006). Parenting in relation to child and adolescent vocational development. *Journal of Vocational Behavior, 69,* 149–175.
Bryant, P., & Nunes, T. (2002). Children's understanding of mathematics. In U. Goswami (Ed.), *Blackwell handbook of childhood cognitive development* (pp. 412–439). Malden, MA: Blackwell.
Bryk, R. L., & Fisher, P. A. (2012). Training the brain: Practical applications of neural plasticity from the intersection of cognitive neuroscience, developmental psychology, and prevention science. *American Psychologist, 67,* 87–100.
Buchanan, A. (1996). *Cycles of child maltreatment.* Chichester, UK: Wiley.
Buchanan, C. M., Eccles, J. S., & Becker, J. B. (1992). Are adolescents the victims of raging hormones? Evidence for activational effects of hormones on moods and behavior at adolescence. *Psychological Bulletin, 111,* 62–107.
Buchanan, C. M., Maccoby, E. E., & Dornbusch, S. M. (1996). *Adolescents after divorce.* Cambridge, MA: Harvard University Press.
Buchanan-Barrow, E., & Barrett, M. (1998). Children's rule discrimination within the context of the school. *British Journal of Developmental Psychology, 16,* 539–551.
Buehler, C., & O'Brien, M. (2011). Mothers' part-time employment: Associations with mother and family well-being. *Journal of Family Psychology, 25,* 895–906.
Buescher, E. S. (2001). Anti-inflammatory characteristics of human milk: How, where, why. *Advances in Experimental Medicine and Biology, 501,* 207–222.
Bugental, D. B., Ellerson, P. C., Lin, E. K., Rainey, B., & Kokotovic, A. (2002). A cognitive approach to child abuse prevention. *Journal of Family Psychology, 16,* 243–258.
Bugental, D. B., & Happaney, K. (2004). Predicting infant maltreatment in low-income families: The interactive effects of maternal attributions and child status at birth. *Developmental Psychology, 40,* 234–243.
Buhl, H. M., & Lanz, M. (2007). Emerging adulthood in Europe: Common traits and variability across five European countries. *Journal of Adolescent Research, 22,* 439–443.
Buhrmester, D. (1996). Need fulfillment, interpersonal competence, and the developmental contexts of early adolescent friendship. In W. M. Bukowski, A. F. Newcomb, & W. W. Hartup (Eds.), *The company they keep: Friendship during childhood and adolescence* (pp. 158–185). New York: Cambridge University Press.
Buhrmester, D., & Furman, W. (1990). Perceptions of sibling relationships during middle childhood and adolescence. *Child Development, 61,* 1387–1398.
Buhs, E. S., Ladd, G. W., & Herald-Brown, S. L. (2010). Victimization and exclusion: Links to peer rejection, classroom engagement, and achievement. In S. R. Jimerson, S. M. Swearer, & D. L. Espelage (Eds.), *Handbook of bullying in schools: An international perspective* (pp. 163–172). New York: Routledge.
Bukowski, W. M. (2001). Friendship and the worlds of childhood. In D. W. Nangle & C. A. Erdley (Eds.), *The role of friendship in psychological adjustment* (pp. 93–105). San Francisco: Jossey-Bass.
Bullo, M., Lamuela-Raventos, R., & Salas-Salvadó, J. (2011). Mediterranean diet and oxidation: Nuts and olive oil as important sources of fat and antioxidants. *Current Topics in Medicinal Chemistry, 11,* 1797–1810.
Bumpus, M. F., Crouter, A. C., & McHale, S. M. (2006). Linkages between negative work-to-family spillover and mothers' and fathers' knowledge of their young adolescents' daily lives. *Journal of Early Adolescence, 26,* 36–59.
Bunge, S. A., & Wright, S. B. (2007). Neurodevelopmental changes in working memory and cognitive control. *Current Opinion in Neurobiology, 17,* 243–250.
Bunting, L., & McAuley, C. (2004). Teenage pregnancy and parenthood: The role of fathers. *Child and Family Social Work, 9,* 295–303.
Burchinal, M., Vandergrift, N., & Pianta, R. (2010). Threshold analysis of association between child care quality and child outcomes for low-income children in prekindergarten programs. *Early Childhood Research Quarterly, 25,* 166–176.
Burden, M. J., Jacobson, S. W., & Jacobson, J. L. (2005). Relation of prenatal alcohol exposure to cognitive processing speed and efficiency in childhood. *Alcoholism: Clinical and Experimental Research, 29,* 1473–1483.
Burgess-Champoux, T. L., Larson, N., Neumark-Sztainer, D., Hannan, P. J., & Story, M. (2009). Are family meal patterns associated with overall diet quality during the transition from early to middle adolescence? *Journal of Nutrition Education and Behavior, 41,* 79–86.
Burke, D. M., & Shafto, M. A. (2004). Aging and language production. *Current Directions in Psychological Science, 13,* 21–24.
Burleson, B. R., & Kunkel, A. W. (2006). Revisiting the different cultures thesis: An assessment of sex differences and similarities in communication. In K. Dindia & D. J. Canary (Eds.), *Sex differences and similarities in communication* (2nd ed., pp. 137–159). Mahwah, NJ: Erlbaum.
Burman, D. D., Bitan, T., & Booth, J. R. (2007). Sex differences in neural processing of language among some children. *Neuropsychologia, 46,* 1349–1362.
Burts, D.C., Hart, C. H., Charlesworth, R., Fleege, P. O., Mosely, J., & Thomasson, R. H. (1992). Observed activities and stress behaviors of children in developmentally appropriate and inappropriate kindergarten classrooms. *Early Childhood Research Quarterly, 7,* 297–318.
Buscemi, L., & Turchi, C. (2011). An overview of the genetic susceptibility to alcoholism. *Medicine, Science, and the Law, 51,* S2–S6.
Bush, K. R., & Peterson, G. W. (2008). Family influences on child development. In T. P. Gullotta & G. M. Blau (Eds.), *Handbook of child behavioral issues: Evidence-based approaches to prevention and treatment* (pp. 43–67). New York: Routledge.
Bushman, B. J., & Huesmann, L. R. (2001). Effects of televised violence on aggression. In D. G. Singer & J. L. Singer (Eds.), *Handbook of children and the media* (pp. 223–254). Thousand Oaks, CA: Sage.
Bushnell, E. W., & Boudreau, J. P. (1993). Motor development and the mind: The potential role of motor abilities as a determinant of aspects of perceptual development. *Child Development, 64,* 1005–1021.
Buss, D. (2012). *Evolutionary psychology: The new science of the mind* (4th ed.). Upper Saddle River, NJ: Pearson.
Buss, D. M., Shackelford, T. K., Kirkpatrick, L. A., & Larsen, R. J. (2001). A half century of mate preferences: The cultural evolution of values. *Journal of Marriage and Family, 63,* 491–503.
Bussey, K. (1992). Lying and truthfulness: Children's definitions, standards, and evaluative reactions. *Child Development, 63,* 129–137.
Bussey, K. (1999). Children's categorization and evaluation of different types of lies and truths. *Child Development, 70,* 1338–1347.
Bussière, P., Knighton, T., & Pennock, D. (2007). *Measuring up: Canadian results of the OECD PISA Study: The performance of Canada's youth in science, reading, and mathematics: 2006.* First results for Canadians aged 15. Catalogue No. 81-590-XPE—No. 3. Ottawa: Human Resources and Social Development Canada, Council of Ministers of Education, Canada and Statistics Canada. Retrieved from www.statcan.ca/english/freepub/81-590-XIE/81-590-XIE2007001.htm
Buswell, S. D., & Spatz, D. L. (2007). Parent–infant co-sleeping and its relationship to breastfeeding. *Journal of Pediatric Health Care, 21,* 22–28.
Butler, M., & Meaney, J. (Eds.). (2005). *Genetics of developmental disabilities.* Boca Raton, FL: Taylor & Francis.
Butler, M. G. (2009). Genomic imprinting disorders in humans: A mini-review. *Journal of Assisted Reproduction and Genetics, 26,* 477–486.
Butler, R. (1998). Age trends in the use of social and temporal comparison for self-evaluation: Examination of a novel developmental hypothesis. *Child Development, 69,* 1054–1073.
Butler, R. N. (1968). The life review: An interpretation of reminiscence in the aged. In B. Neugarten (Ed.), *Middle age and aging* (pp. 486–496). Chicago: University of Chicago Press.
Buttelmann, D., Carpenter, M., & Tomasello, M. (2009). Eighteen-month-old infants show false belief understanding in an active helping paradigm. *Cognition, 112,* 337–342.
Buunk, B. P. (2002). Age and gender differences in mate selection criteria for various involvement levels. *Personal Relationships, 9,* 271–278.
Bybee, J. A., & Wells, Y. V. (2003). The development of possible selves during adulthood. In J. Demick & C. Andreoletti (Eds.), *Handbook of adult development* (pp. 257–270). New York: Springer.

Byrnes, J. P. (2003). Cognitive development during adolescence. In G. R. Adams & M. D. Berzonsky (Eds.), *Blackwell handbook of adolescence* (pp. 227–246). Malden, MA: Blackwell.

C

Cabrera, N. J., & Bradley, R. H. (2012). Latino fathers and their children. *Child Development Perspectives, 6,* 232–238.

Cabrera, N. J., & Garcia-Coll, C. (2004). Latino fathers: Uncharted territory in need of much exploration. In M. E. Lamb (Ed.), *The role of the father in child development* (4th ed., pp. 98–120). Hoboken, NJ: Wiley.

Cabrera, N. J., Shannon, J. D., & Tamis-LeMonda, C. (2007). Fathers' influence on their children's cognitive and emotional development: From toddlers to pre-K. *Applied Developmental Science, 11,* 208–213.

Cabrera, N. J., Tamis-LeMonda, C. S., Bradley, R. H., Hoferth, S., & Lamb, M. E. (2000). Fatherhood in the twenty-first century. *Child Development, 71,* 127–136.

Cacioppo, J. T., & Patrick, W. (2008). *Loneliness: Human nature and the need for social connection.* New York: Norton.

Cahill, A. G., & Macones, G. A. (2007). Vaginal birth after cesarean delivery: Evidence-based practice. *Clinical Obstetrics and Gynecology, 50,* 518–525.

Cahill, K. E., Giandrea, M. D., & Quinn, J. F. (2006). Retirement patterns from career employment. *Gerontologist, 46,* 514–523.

Cai, H., Cong, W., Ji, S., Rathman, S., Maudsley, S., & Martin, B. (2012). Metabolic dysfunction in Alzheimer's disease and related neurodegenerative disorders. *Current Alzheimer Research, 9,* 5–17.

Cain, K. M., & Dweck, C. S. (1995). The relation between motivational patterns and achievement cognitions through the elementary school years. *Merrill-Palmer Quarterly, 41,* 25–52.

Caine, N. (1986). Behavior during puberty and adolescence. In G. Mitchell & J. Erwin (Eds.), *Comparative primate biology: Vol. 2A. Behavior, conservation, and ecology* (pp. 327–361). New York: Liss.

Cairns, R. B., & Cairns, B. D. (2006). The making of developmental psychology. In R. M. Lerner (Ed.), *Handbook of child psychology: Vol. 1. Theoretical models of human development* (6th ed., pp. 89–165). Hoboken, NJ: Wiley.

Calasanti, T., & Kiecolt, K. J. (2007). Diversity among late-life couples. *Generations, 31,* 10–17.

Caldera, Y. M., & Lindsey, E. W. (2006). Coparenting, mother–infant interaction, and infant–parent attachment relationships in two-parent families. *Journal of Family Psychology, 20,* 275–283.

Caldwell, B. M., & Bradley, R. H. (1994). Environmental issues in developmental follow-up research. In S. L. Friedman & H. C. Haywood (Eds.), *Developmental follow-up* (pp. 235–256). San Diego: Academic Press.

Calhoun, L. G., Tedeschi, R. G., Cann, A., & Hanks, E. A. (2010). Positive outcomes following bereavement: Paths to posttraumatic growth. *Psychologica Belgica, 50,* 125–143.

Callaghan, T., Rochat, P., Lillard, A., Claux, M. L., Odden, H., Itakura, S., Tapanya, S., & Singh, S. (2005). Synchrony in the onset of mental-state reasoning: Evidence from five cultures. *Psychological Science, 16,* 378–384.

Callanan, M. A., & Oakes, L. M. (1992). Preschoolers' questions and parents' explanations: Causal thinking in everyday activity. *Cognitive Development, 7,* 213–233.

Callanan, M. A., & Sabbagh, M. A. (2004). Multiple labels for objects in conversations with young children: Parents' language and children's developing expectations about word meanings. *Developmental Psychology, 40,* 746–763.

Calvert, S. L., Rideout, V. J., Woolard, J. L., Barr, R. F., & Strouse, G. A. (2005). Age, ethnicity, and socioeconomic patterns in early computer use: A national survey. *American Behavioral Scientist, 48,* 590–607.

Cameron, C. A., & Lee, K. (1997). The development of children's telephone communication. *Journal of Applied Developmental Psychology, 18,* 55–70.

Cameron, P. A., & Gallup, G. G. (1988). Shadow recognition in human infants. *Infant Behavior and Development, 11,* 465–471.

Cameron-Faulkner, T., Lieven, E., & Tomasello, M. (2003). A construction based analysis of childdirected speech. *Cognitive Science, 27,* 843–873.

Camp, C. J., Cohen-Mansfield, J., & Capezuti, E. A. (2002). Use of nonpharmacologic interventions among nursing home residents with dementia. *Psychiatric Services, 53,* 1397–1401.

Campa, M. J., & Eckenrode, J. J. (2006). Pathways to intergenerational adolescent childbearing in a high-risk sample. *Journal of Marriage and Family, 68,* 558–572.

Campbell, A., Shirley, L., & Candy, J. (2004). A longitudinal study of gender-related cognition and behaviour. *Developmental Science, 7,* 1–9.

Campbell, A. L., & Binstock, R. H. (2011). Politics and aging in the United States. In R. H. Binstock & L. K. George (Eds.), *Handbook of aging and the social sciences* (pp. 265–280). San Diego, CA: Academic Press.

Campbell, D. A., Lake, M. F., Falk, M., & Backstrand, J. R. (2006). A randomized control trial of continuous support in labor by a lay doula. *Journal of Obstetrics and Gynecology and Neonatal Nursing, 35,* 456–464.

Campbell, D. A., Scott, K. D., Klaus, M. H., & Falk, M. (2007). Female relatives or friends trained as labor doulas: Outcomes at 6 to 8 weeks postpartum. *Birth, 34,* 220–227.

Campbell, F. A., Pungello, E. P., Miller-Johnson, S., Burchinal, M., & Ramey, C. T. (2001). The development of cognitive and academic abilities: Growth curves from an early childhood educational experiment. *Developmental Psychology, 37,* 231–242.

Campbell, F. A., & Ramey, C. T. (2010). Carolina Abecedarian Project. In A. Reynolds, A. J. Rolick, M. M. Englund, & J. A. Temple (Eds.), *Childhood programs and practices in the first decade of life: A human capital integration* (pp. 76–98). New York: Cambridge University Press.

Campbell, F. A., Ramey, C. T., Pungello, E. P., Sparling, J., & Miller-Johnson, S. (2002). Early childhood education: Young adult outcomes from the Abecedarian Project. *Applied Developmental Science, 6,* 42–57.

Campbell, J., & Glass, N. (2009). Safety planning, danger, and lethality assessment. In C. Mitchell & D. Anglin (Eds.), *Intimate partner violence: A health-based perspective* (pp. 319–334). New York: Oxford University Press.

Campbell, S. B., Brownell, C. A., Hungerford, A., Spieker, S. J., Mohan, R., & Blessing, J. S. (2004). The course of maternal depressive symptoms and maternal sensitivity as predictors of attachment security at 36 months. *Development and Psychopathology, 16,* 231–252.

Campos, J. J., Anderson, D. I., Barbu-Roth, M. A., Hubbard, E. M., Hertenstein, J. J., & Witherington, D. (2000). Travel broadens the mind. *Infancy, 1,* 149–219.

Campos, J. J., Frankel, C. B., & Camras, L. (2004). On the nature of emotion regulation. *Child Development, 75,* 377–394.

Campos, J. J., Witherington, D., Anderson, D. I., Frankel, C. I., Uchiyama, I., & Barbu-Roth, M. (2008). Rediscovering development in infancy. *Child Development, 79,* 1625–1632.

Campos, R. G. (1989). Soothing pain-elicited distress in infants with swaddling and pacifiers. *Child Development, 60,* 781–792.

Camras, L. A., Oster, H., Campos, J. J., & Bakeman, R. (2003). Emotional facial expressions in European-American, Japanese, and Chinese infants. *Annals of the New York Academy of Sciences, 1000,* 1–17.

Camras, L. A., Oster, H., Campos, J. J., Campos, R., Ujie, T., Miyake, K., Wang, L., & Meng, Z. (1998). Production of emotional and facial expressions in European American, Japanese, and Chinese infants. *Developmental Psychology, 34,* 616–628.

Camras, L. A., Oster, H., Campos, J. J., Miyake, K., & Bradshaw, D. (1992). Japanese and American infants' responses to arm restraint. *Developmental Psychology, 28,* 578–583.

Canada Campaign 2000. (2009). *2009 Report Card on Child and Family Poverty in Canada: 1989–2009.* Retrieved from www.campaign2000.ca/reportcards.html

Candy, B., Holman, A., Leurent, S., & Jones, D. L. (2011). Hospice care delivered at home, in nursing homes and in dedicated hospice facilities: A systematic review of quantitative and qualitative evidence. *International Journal of Nursing Studies, 48,* 121–133.

Candy-Gibbs, S., Sharp, K., & Petrun, C. (1985). The effects of age, object, and cultural/religious background on children's concepts of death. *Omega, 154,* 329–345.

Canetto, S. S., Kaminski, P. L., & Felicio, D. M. (1995). Typical and optimal aging in women and men: Is there a double standard? *International Journal of Aging and Human Development, 40,* 187–207.

Cannella, C., Savina, C., & Donini, L. M. (2009). Nutrition, longevity and behavior. *Archives of Gerontology and Geriatrics, 49*(Suppl. 1), 19–27.

Canobi, K. H. (2004). Individual differences in children's addition and subtraction knowledge. *Cognitive Development, 19,* 81–93.

Canobi, K. H., Reeve, R. A., & Pattison, P. E. (2003). The role of conceptual understanding in children's addition problem solving. *Developmental Psychology, 39,* 521–534.

Capaldi, D., DeGarmo, D., Patterson, G. R., & Forgatch, M. (2002). Contextual risk across the early life span and association with antisocial behavior. In J. B. Reid, G. R. Patterson, & J. Snyder (Eds.), *Antisocial behavior in children and adolescents* (pp. 123–145). Washington, DC: American Psychological Association.

Capirci, O., Contaldo, A., Caselli, M. C., & Volterra, V. (2005). From action to language through gesture. *Gesture, 5,* 155–177.

Cappeliez, P., Rivard, V., & Guindon, S. (2007). Functions of reminiscence in later life: Proposition of a model and applications. European *Review of Applied Psychology, 57,* 151–156.

Cappeliez, P., & Robitaille, A. (2010). Coping mediates the relationships between reminiscence and psychological well-being among older adults. *Aging and Mental Health, 14,* 807–818.

Carbery, J., & Buhrmester, D. (1998). Friendship and need fulfillment during three phases of young adulthood. *Journal of Social and Personal Relationships, 15,* 393–409.

Card, N. A., Stucky, B. D., Sawalani, G. M., & Little, T. D. (2008). Direct and indirect aggression during childhood and adolescence: A meta-analytic review of gender differences, intercorrelations, and relations to maladjustment. *Child Development, 79,* 1185–1229.

Carek, P. J., Laibstain, S. E., & Carek, S. M. (2011). Exercise for the treatment of depression and anxiety. *International Journal of Psychiatry in Medicine, 41,* 15–28.

Carey, S., & Markman, E. M. (1999). Cognitive development. In B. M. Bly & D. E. Rumelhart (Eds.), *Cognitive science* (pp. 201–254). San Diego: Academic Press.

Carlo, G., Koller, S. H., Eisenberg, N., Da Silva, M., & Frohlich, C. (1996). A cross-national study on the relations among prosocial moral reasoning, gender role orientations, and prosocial behaviors. *Developmental Psychology, 32,* 231–240.

Carlo, G., Mestre, M. V., Samper, P., Tur, A., & Armenta, B. E. (2011). The longitudinal relations among dimensions of parenting styles, sympathy, prosocial moral reasoning, and prosocial behaviors. *International Journal of Behavioral Development, 35,* 116–124.

Carlson, S. M., & Meltzoff, A. N. (2008). Bilingual experience and executive functioning in young children. *Developmental Science, 11,* 282–298.

Carlson, S. M., Moses, L. J., & Claxton, S. J. (2004). Individual differences in executive functioning and theory of mind: An investigation of inhibitory control and planning ability. *Journal of Experimental Child Psychology, 87,* 299–319.

Carlson, V. J., & Harwood, R. L. (2003). Attachment, culture, and the caregiving system: The cultural patterning of everyday experiences among Anglo and Puerto Rican mother–infant pairs. *Infant Mental Health Journal, 24,* 53–73.

Carnelley, K. B., Wortman, C. B., Bolger, N., & Burke, C. T. (2006). The time course of grief reactions to spousal loss: Evidence from a national probability sample. *Journal of Personality and Social Psychology, 91,* 476–492.

Carnes, B. A., Olshansky, S. J., & Hayflick, L. (2013). Can human biology allow most of us to become centenarians? *Journal of Gerontology, 68A,* 136–142.

Carpendale, J. I. M. (2000). Kohlberg and Piaget on stages and moral reasoning. *Developmental Review, 20,* 181–205.

Carpenter, M., Akhtar, N., & Tomasello, M. (1998). Fourteen- through eighteen-month-old infants differentially imitate intentional and accidental actions. *Infant Behavior and Development, 21,* 315–330.

Carpenter, M., Nagell, K., & Tomasello, M. (1998). Social cognition, joint attention, and communicative competence. *Monographs of the Society for Research in Child Development, 63*(4, Serial No. 255).

Carpenter, T. P., Fennema, E., Fuson, K., Hiebert, J., Human, P., & Murray, H. (1999). Learning basic number concepts and skills as problem solving. In E. Fennema & T. A. Romberg (Eds.), *Mathematics classrooms that promote understanding: Studies in mathematical thinking and learning series* (pp. 45–61). Mahwah, NJ: Erlbaum.

Carr, D. (2003). A "good death" for whom? Quality of spouse's death and psychological distress among older widowed persons. *Journal of Health and Social Behavior, 44,* 215–232.

Carr, D. (2004). Psychological well-being across three cohorts: A response to shifting work–family opportunities and expectations? In O. G. Brim, C. D. Ryff, & R. C. Kessler (Eds.), *How healthy are we? A national study of well-being at midlife* (pp. 452–484). Chicago: University of Chicago Press.

Carr, D., House, J. S., Wortman, C., Nesse, R., & Kessler, R. C. (2001). Psychological adjustment to sudden and anticipated spousal loss among older widowed persons. *Journal of Gerontology, 56B,* S237–S248.

Carr, J. (2002). Down syndrome. In P. Howlin & O. Udwin (Eds.), *Outcomes in neurodevelopmental and genetic disorders* (pp. 169–197). New York: Cambridge University Press.

Carroll, D., Phillips, A. C., Hunt, K., & Der, G. (2007). Symptoms of depression and cardiovascular reactions to acute psychological stress: Evidence from a population study. *Biological Psychology, 75,* 68–74.

Carroll, J. B. (2005). The three-stratum theory of cognitive abilities. In D. P. Flanagan & P. L. Harrison (Eds.), *Contemporary intellectual assessment: Theories, tests, and issues* (2nd ed., pp. 69–76). New York: Guilford.

Carroll, J. S., Badger S., Willoughby, B. J., Nelson, L. J., Madsen, S. D., & Barry, C. M. (2009). Ready or not?: Criteria for marriage readiness among emerging adults. *Journal of Adolescent Research, 24,* 349–375.

Carskadon, M. A., Harvey, K., Duke, P., Anders, T. F., Litt, I. F., & Dement, W. C. (2002). Pubertal changes in daytime sleepiness. *Sleep, 25,* 525–605.

Carstensen, L. L. (2006). The influence of sense of time on human development. *Science, 312,* 1913–1915.

Carstensen, L. L., Fung, H. H., & Charles, S. T. (2003). Socioemotional selectivity theory and the regulation of emotion in the second half of life. *Motivation and Emotion, 27,* 103–123.

Carstensen, L. L., Turan, B., Scheibe, S., Ram, N., Ersner-Hershfield, H., Samanez-Larkin, G. R., et al. (2011). Emotional experience improves with age: Evidence based on over 10 years of experience sampling. *Psychology and Aging, 26,* 21–33.

Carter, C. S., Hofer, T., Seo, A. Y., & Leeuwenburgh, C. (2007). Molecular mechanisms of life- and healthspan extension: Role of calorie restriction and exercise intervention. *Applied Physiology, Nutrition, and Metabolism, 32,* 954–966.

Carver, C. S. (2011). Coping. In R. J. Contrada & A. Baum (Eds.), *Handbook of stress science: Biology, psychology, and health* (pp. 221–245). New York: Springer.

Carver, K., Joyner, K., & Udry, J. R. (2003). National estimates of adolescent romantic relationships. In P. Florsheim (Ed.), *Adolescent romantic relations and sexual behavior: Theory, research, and practical implications* (pp. 23–56). Mahwah, NJ: Erlbaum.

Carver, P. R., Egan, S. K., & Perry, D. G. (2004). Children who question their heterosexuality. *Developmental Psychology, 40,* 43–53.

CASA. (2006). *The importance of family dinners III.* New York: National Center on Addiction and Substance Abuse, Columbia University.

Casalis, S., & Cole, P. (2009). On the relationship between morphological and phonological awareness: Effects of training in kindergarten and in first-grade reading. *First Language, 29,* 113–142.

Casas, J. F., Weigel, S. M., Crick, N. R., Ostrov, J. M., Woods, K. E., Yeh, E. A. J., & Huddleston-Casas, C. A. (2006). Early parenting and children's relational and physical aggression in the preschool and home contexts. *Applied Developmental Psychology, 27,* 209–227.

Casasola, M., Cohen, L. B., & Chiarello, E. (2003). Six-month-old infants' categorization of containment spatial relations. *Child Development, 74,* 679–693.

Casavant, M. J., Blake, K., Griffith, J., Yates, A., & Copley, L. M. (2007). Consequences of use of anabolic androgenic steroids. *Pediatric Clinics of North America, 54,* 677–690.

Case, R. (1996). Introduction: Reconceptualizing the nature of children's conceptual structures and their development in middle childhood. In R. Case & Y. Okamoto (Eds.), The role of central conceptual structures in the development of children's thought. *Monographs of the Society for Research in Child Development, 246*(61, Serial No. 246), pp. 1–26.

Case, R. (1998). The development of central conceptual structures. In D. Kuhn & R. Siegler (Eds.), *Handbook of child psychology: Vol. 2. Cognition, perception, and language* (5th ed., pp. 745–800). New York: Wiley.

Case, R., & Okamoto, Y. (Eds.). (1996). The role of central conceptual structures in the development of children's thought. *Monographs of the Society for Research in Child Development, 61*(1–2, Serial No. 246).

Caserta, M., Lund, D., Utz, R., & de Vries, B. (2009). Stress-related growth among the recently bereaved. *Aging and Mental Health, 13,* 463–476.

Caserta, M. S., Lund, D. A., & Obray, S. J. (2004). Promoting self-care and daily living skills among older widows and widowers: Evidence from the Pathfinders Demonstration Project. *Omega, 49,* 217–236.

Caserta, M. S., Lund, D. A., & Rice, S. J. (1999). Pathfinders: A self-care and health education program for older widows and widowers. *Gerontologist, 39,* 615–620.

Casper, L. M., & Smith, K. E. (2002). Dispelling the myths: Self-care, class, and race. *Journal of Family Issues, 23,* 716–727.

Caspi, A., Elder, G. H., Jr., & Bem, D. J. (1987). Moving against the world: Life-course patterns of explosive children. *Developmental Psychology, 23,* 308–313.

Caspi, A., Elder, G. H., Jr., & Bem, D. J. (1988). Moving away from the world: Life-course patterns of shy children. *Developmental Psychology, 24,* 824–831.

Caspi, A., Harrington, H., Milne, B., Amell, J. W., Theodore, R. F., & Moffitt, T. E. (2003). Children's behavioral styles at age 3 are linked to their adult personality traits at age 26. *Journal of Personality, 71,* 495–513.

Caspi, A., Lynam, D., Moffitt, T. E., & Silva, P. A. (1993). Unraveling girls' delinquency: Biological, dispositional, and contextual contributions to adolescent misbehavior. *Developmental Psychology, 29,* 19–30.

Caspi, A., McClay, J., Moffitt, T. E., Mill, J., Martin, J., & Craig, I. W. (2002). Role of genotype in the cycle of violence in maltreated children. *Science, 297,* 851–854.

Caspi, A., Moffitt, T. E., Morgan, J., Rutter, M., Taylor, A., Kim-Cohen, J., & Polo-Tomas, M. (2004). Maternal expressed emotion predicts children's antisocial behavior problems: Using monozygotic-twin differences to identify environmental effects on behavioral development. *Developmental Psychology, 40,* 149–161.

Caspi, A., & Roberts, B. W. (2001). Personality development across the life course: The argument for change and continuity. *Psychological Inquiry, 12,* 49–66.

Caspi, A., & Shiner, R. L. (2006). Personality development. In N. Eisenberg (Ed.), *Handbook of child psychology: Vol. 3. Social, emotional, and personality development* (6th ed., pp. 300–365). Hoboken, NJ: Wiley.

Cassia, V. M., Turati, C., & Simion, F. (2004). Can a nonspecific bias toward top-heavy patterns explain newborns' face preference? *Psychological Science, 15,* 379–383.

Cassidy, J. (2001). Adult romantic attachments: A developmental perspective on individual differences. *Review of General Psychology, 4,* 111–131.

Cassidy, J., & Berlin, L. J. (1994). The insecure/ambivalent pattern of attachment: Theory and research. *Child Development, 65,* 971–991.

Castel, A. D., McGillivray, S., & Friedman, M. C. (2011). Metamemory and memory efficiency in older adults: Learning about the benefits of priority processing and value-directed remembering. In M. Naveh-Benjamin & N. Ohta (Eds.), *Memory and aging: Current issues and future directions* (pp. 245–270). New York: Psychology Press.

Castillo, E. M., & Comstock, R. D. (2007). Prevalence of use of performance-enhancing substances among United States adolescents. *Pediatric Clinics of North America, 54,* 663–675.

Catalano, R., Ahern, J., Bruckner, T., Anderson, E., & Saxton, K. (2009). Gender-specific selection in utero among contemporary human birth cohorts. *Paediatric and Perinatal Epidemiology, 23,* 273–278.

Catalano, R., Zilko, C. E., Saxton, K. B., & Bruckner, T. (2010). Selection in utero: A biological response to mass layoffs. *American Journal of Human Biology, 22,* 396–400.

Caton, D., Corry, M. P., Frigoletto, F. D., Hokins, D. P., Liberman, E., & Mayberry, L. (2002). The nature

and management of labor pain: Executive summary. *American Journal of Obstetrics and Gynecology, 186,* S1–S15.

Cauley, J. A. (2011). Defining ethnic and racial differences in osteoporosis and fragility fractures. *Clinical Orthopedics and Related Research, 469,* 1891–1899.

Cavadini, C., Siega-Riz, A. M., & Popkin, B. M. (2000). U.S. adolescent food intake trends from 1965 to 1996. *Archives of Diseases in Childhood, 83,* 18–24.

Ceci, S. J. (1991). How much does schooling influence general intelligence and its cognitive components? A reassessment of the evidence. *Developmental Psychology, 27,* 703–722.

Ceci, S. J. (1999). Schooling and intelligence. In S. J. Ceci & W. M. Williams (Eds.), *The nature–nurture debate: The essential readings* (pp. 168–175). Oxford, UK: Blackwell.

Ceci, S. J., Bruck, M., & Battin, D. B. (2000). The suggestibility of children's testimony. In D. F. Bjorklund (Ed.), *False-memory creation in children and adults* (pp. 169–201). Mahwah, NJ: Erlbaum.

Ceci, S. J., Kulkofsky, S., Klemfuss, J. Z., Sweeney, C. D., & Bruck, M. (2007). Unwarranted assumptions about children's testimonial accuracy. *Annual Review of Clinical Psychology, 3,* 311–328.

Ceci, S. J., Rosenblum, T. B., & Kumpf, M. (1998). The shrinking gap between high- and low-scoring groups: Current trends and possible causes. In U. Neisser (Ed.), *The rising curve* (pp. 287–302). Washington, DC: American Psychological Association.

Ceci, S. J., & Williams, W. M. (1997). Schooling, intelligence, and income. *American Psychologist, 52,* 1051–1058.

Ceci, S. J., & Williams, W. M. (2010). *The mathematics of sex: How biology and society conspire to limit talented women and girls.* New York: Oxford University Press.

Cecil, J. E., Watt, P., Murrie, I. S. L., Wrieden, W., Wallis, D. J., Hetherington, M. M., Bolton-Smith, C., & Palmer, C. N. A. (2005). Childhood obesity and socioeconomic status: A novel role for height growth limitation. *International Journal of Obesity, 29,* 1199–1203.

Ceda, G. P., Dall'Aglio, E., Morganti, S., Denti, L., Maggio M., Lauretani, F., et al. (2010). Update on new therapeutic options for the somatopause. *Atenei Parmensis, 81*(Suppl. 1), 67–72.

Center for Hearing and Communication. (2012). *Facts about hearing loss.* Retrieved from www.chchearing.org/about-hearing-loss/facts-about-hearing-loss

Center to Advance Palliative Care. (2012). *Growth of palliative care in U.S. hospitals: 2012 snapshot.* Retrieved from www.capc.org/capc-growth-analysis-snapshot-2011.pdf

Centers for Disease Control and Prevention. (2007). *School Health Policies and Programs Study.* Atlanta, GA: Author.

Centers for Disease Control and Prevention. (2010). *Hip fractures in older adults.* Retrieved from www.cdc.gov/homeandrecreationalsafety/falls/adulthipfx.html

Centers for Disease Control and Prevention. (2011a). *Breastfeeding report card—United States 2011.* Retrieved from www.cdc.gov/breastfeeding/pdf/2011BreastfeedingReportCard.pdf

Centers for Disease Control and Prevention. (2011b). *HIV Surveillance Report: Diagnoses of HIV infection and AIDS in the United States and dependent areas, 2009.* Atlanta, GA: U.S. Department of Health and Human Services.

Centers for Disease Control and Prevention. (2011c, April). *CDC vital signs: Preventing teen pregnancy in the U.S.* Retrieved from www.cdc.gov/vitalsigns/pdf/2011-04-vitalsigns.pdf

Centers for Disease Control and Prevention. (2011d). *Sexually transmitted disease surveillance 2010.* Atlanta, GA: U.S. Department of Health and Human Services.

Centers for Disease Control and Prevention. (2011e). *2009 assisted reproductive technology success rates: National summary and fertility clinic reports.* Atlanta, GA: Author.

Centers for Disease Control and Prevention. (2012a). *Adult obesity facts.* Retrieved from www.cdc.gov/obesity/data/adult.html

Centers for Disease Control and Prevention. (2012b). *CDC vital signs: Child injury.* Retrieved from www.cdc.gov/vitalsigns/ChildInjury

Centers for Disease Control and Prevention. (2012c). *HIV in the United States: An overview.* Retrieved from www.cdc.gov/hiv/topics/surveillance/resources/factsheets/pdf/HIV_overview_2012.pdf

Centers for Disease Control and Prevention. (2012d). Vital signs: Current cigarette smoking among adults aged ≥18 years—United States, 2005–2010. *Morbidity and Mortality Weekly Report, 60,* 1207–1212.

Centers for Disease Control and Prevention. (2013). *Multiple cause of death, 1999–2010.* Retrieved from wonder.cdc.gov/wonder/help/mcd.html

Centers for Medicare and Medicaid Services. (2012). *National health expenditure projections.* Retrieved from www.cms.gov/Research-Statistics-Data-and-Systems/Statistics-Trends-and-Reports/NationalHealthExpendData/NationalHealthAccountsProjected.html

Cerella, J. (1990). Aging and information processing rate. In J. E. Birren & K. W. Schaie (Eds.), *Handbook of the psychology of aging* (3rd ed.), (pp. 201–221). San Diego: Academic Press.

Cernoch, J. M., & Porter, R. H. (1985). Recognition of maternal axillary odors by infants. *Child Development 56,* 1593–1598.

Cevenini, E., Invidia, L., Lescai, F., Salvioli, S., Tieri, P., Castellani, G., & Franceschi, G. (2008). Human models of aging and longevity. *Expert Opinion on Biological Therapy, 8,* 1393–1405.

CFAH (Center for Advancement of Health). (2003). *Report on Phase 1 of the Grief Research Gaps, Needs and Actions Project.* Washington, DC: Author.

Chakravarty, E. F., Hubert, H. B., Krishnan, E., Bruce, B. B., Lingala, V. B., & Fries, J. F. (2012). Lifestyle risk factors predict disability and death in healthy aging adults. *American Journal of Medicine, 125,* 190–197.

Chalabaev, A., Sarrazin, P., & Fontayne, P. (2009). Stereotype endorsement and perceived ability as mediators of the girls' gender orientation–soccer performance relationship. *Psychology of Sport and Exercise, 10,* 297–299.

Chamberlain, P. (2003). Antisocial behavior and delinquency in girls. In P. Chamberlain (Ed.), *Treating chronic juvenile offenders* (pp. 109–127). Washington, DC: American Psychological Association.

Champion, T. B. (2003a). "A matter of vocabulary": Performances of low-income African-American Head Start children on the Peabody Picture Vocabulary Test. *Communication Disorders Quarterly, 24,* 121–127.

Champion, T. B. (2003b). *Understanding storytelling among African-American children: A journey from Africa to America.* Mahwah, NJ: Erlbaum.

Chan, A., Meints, K., Lieven, E., & Tomasello, M. (2010). Young children's comprehension of English SVO word order revisited: Testing the same children in act-out and intermodal preferential looking tasks. *Cognitive Development, 25,* 30–45.

Chan, L. K. S., & Moore, P. J. (2006). Development of attributional beliefs and strategic knowledge in years 5–9: A longitudinal analysis. *Educational Psychology, 26,* 161–185.

Chan, R. W., Raboy, B., & Patterson, C. J. (1998). Psychosocial adjustment among children conceived via donor insemination by lesbian and heterosexual mothers. *Child Development, 69,* 443–457.

Chan, S. M. (2010). Aggressive behaviour in early elementary school children: Relations to authoritarian parenting, children's negative emotionality and coping strategies. *Early Child Development and Care, 180,* 1253–1269.

Chandola, T., & Marmot, M. G. (2011). Socioeconomic status and stress. In R. J. Contrada & A. Baum (Eds.), *Handbook of stress science: Biology, psychology, and health* (pp. 185–193). New York: Springer.

Chandra, A., Martino, S. C., Collins, R. L., Elliott, M. N., Berry, S. H., Kanouse, D. E., & Miu, A. (2008). Does watching sex on television predict teen pregnancy? Findings from a national longitudinal survey of youth. *Pediatrics, 122,* 1047–1054.

Chandra, R. K. (1991). Interactions between early nutrition and the immune system. In *Ciba Foundation Symposium No. 156* (pp. 77–92). Chichester, UK: Wiley.

Chang, E., Wilber, K. H., & Silverstein, M. (2010). The effects of childlessness on the care and psychological well-being of older adults with disabilities. *Aging and Mental Health, 14,* 712–719.

Chang, F., Dell, G. S., & Bock, K. (2006). Becoming syntactic. *Psychological Review, 113,* 234–272.

Chang, L., Schwartz, D., Dodge, D. A., & McBride-Chang, C. (2003). Harsh parenting in relation to child emotion regulation and aggression. *Journal of Family Psychology, 17,* 598–606.

Chao, R. K. (1994). Beyond parental control and authoritarian parenting style: Understanding Chinese parenting through the cultural notion of training. *Child Development, 65,* 1111–1119.

Chao, R. K., & Good, G. E. (2004). Nontraditional students' perspectives on college education: A qualitative study. *Journal of College Counseling, 7,* 5–12.

Chao, R. K., & Tseng, V. (2002). Parenting of Asians. In M. H. Bornstein (Ed.), *Handbook of parenting: Vol 4* (2nd ed., pp. 59–94). Mahwah, NJ: Erlbaum.

Chapman, R. S. (2006). Children's language learning: An interactionist perspective. In R. Paul (Ed.), *Language disorders from a developmental perspective* (pp. 1–53). Mahwah, NJ: Erlbaum.

Charles, S. T. (2010). Strength and vulnerability integration: A model of emotional well-being across adulthood. *Psychological Bulletin, 136,* 1068–1091.

Charles, S. T. (2011). Emotional experience and regulation in later life. In K. W. Schaie & S. L. Willis (Eds.), *Handbook of the psychology of aging* (7th ed., pp. 295–310). San Diego, CA: Academic Press.

Charles, S. T., & Carstensen, L. L. (2009). Socioemotional selectivity theory. In H. Reis & S. Sprecher (Eds.), *Encyclopedia of human relationships* (pp. 1578–1581). Thousand Oaks, CA: Sage.

Charles, S. T., & Carstensen, L. L. (2010). Social and emotional aging. *Annual Review of Psychology, 61,* 383–409.

Charman, T., Baron-Cohen, S., Swettenham, J., Baird, G., Cox, A., & Drew, A. (2001). Testing joint attention, imitation, and play as infancy precursors to language and theory of mind. *Cognitive Development, 15,* 481–49.

Charman, W. N. (2008). The eye in focus: Accommodation and presbyopia. *Optometry, 91,* 207–225.

Charpak, N., Ruiz-Peláez, J. G., & Figueroa, Z. (2005). Influence of feeding patterns and other factors on early somatic growth of healthy, preterm infants in home-based kangaroo mother care: A cohort study. *Journal of Pediatric Gastroenterology and Nutrition, 41,* 430–437.

Chase-Lansdale, P. L., Brooks-Gunn, J., & Zamsky, E. S. (1994). Young African-American multigenerational families in poverty: Quality of mothering and grandmothering. *Child Development, 65,* 373–393.

Chase-Lansdale, P. L., Gordon, R., Brooks-Gunn, J., & Klebanov, P. K. (1997). Neighorhood and family

influences on the intellectual and behavioral competence of preschool and early school-age children. In J. Brooks-Gunn, G. Duncan, & J. L. Aber (Eds.), *Neighborhood poverty: Context and consequences for development* (pp. 79–118). New York: Russell Sage Foundation.

Chauhan, G. S., Shastri, J., & Mohite, P. (2005). Development of gender constancy in preschoolers. *Psychological Studies, 50,* 62–71.

Chavajay, P., & Rogoff, B. (1999). Cultural variation in management of attention by children and their caregivers. *Developmental Psychology, 35,* 1079–1090.

Chavajay, P., & Rogoff, B. (2002). Schooling and traditional collaborative social organization of problem solving by Mayan mothers and children. *Developmental Psychology, 38,* 55–66.

Chawarska, K., & Shic, F. (2009). Looking but not seeing: Atypical visual scanning and recognition of faces in 2- and 4-year-old children with autism spectrum disorder. *Journal of Autism and Developmental Disorders, 39,* 1663–1672.

Cheadle, J. E., & Amato, P. R. (2011). A quantitative assessment of Lareau's qualitative conclusions about class, race, and parenting. *Journal of Family Issues, 32,* 679–706.

Cheah, C. S. L., Leung, C. Y. Y., Tahseen, M., & Schultz, D. (2009). Authoritative parenting among immigrant Chinese mothers of preschoolers. *Journal of Family Psychology, 23,* 311–320.

Checkley, W., Epstein, L. D., Gilman, R. H., Cabrera, L., & Black, R. E. (2003). Effects of acute diarrhea on linear growth in Peruvian children. *American Journal of Epidemiology, 157,* 166–175.

Chen, E. S. L., & Rao, N. (2011). Gender socialization in Chinese kindergartens: Teachers' contributions. *Sex Roles, 64,* 103–116.

Chen, J. J. (2005). Relation of academic support from parents, teachers, and peers to Hong Kong adolescents' academic achievement: The mediating role of academic engagement. *Genetic, Social, and General Psychology Monographs, 131,* 77–127.

Chen, J. J., Howard, K. S., & Brooks-Gunn, J. (2011). How do neighborhoods matter across the life span? In K. L. Fingerman, C. A. Berg, J. Smith, & T. C. Antonucci (Eds.), *Handbook of life-span development* (pp. 805–836). New York: Springer.

Chen, L. -C., Metcalfe, J. S., Jeka, J. J., & Clark, J. E. (2007). Two steps forward and one back: Learning to walk affects infants' sitting posture. *Infant Behavior and Development, 30,* 16–25.

Chen, R. (2012). Institutional characteristics and college student dropout risks: A multilevel event history analysis. *Research in Higher Education, 53,* 487–505.

Chen, X., Cen, G., Li, D., & He, Y. (2005). Social functioning and adjustment in Chinese children: The imprint of historical time. *Child Development, 76,* 182–195.

Chen, X., DeSouza, A. T., Chen, H., & Wang, L. (2006). Reticent behavior and experiences in peer interactions in Chinese and Canadian children. *Developmental Psychology, 42,* 656–665.

Chen, X., & French, D. C. (2008). Children's social competence in cultural context. *Annual Review of Psychology, 59,* 591–616.

Chen, X., Hastings, P. D., Rubin, K. H., Chen, H., Cen, G., & Stewart, S. L. (1998). Childrearing attitudes and behavioral inhibition in Chinese and Canadian toddlers: A cross-cultural study. *Developmental Psychology, 34,* 677–686.

Chen, X., Rubin, K. H., & Li, Z. (1995). Social functioning and adjustment in Chinese children: A longitudinal study. *Developmental Psychology, 31,* 531–539.

Chen, X., Wang, L., & Cao, R. (2011). Shyness-sensitivity and unsociability in rural Chinese children: Relations with social, school, and psychological adjustment. *Child Development, 82,* 1531–1543.

Chen, X., Wang, L., & DeSouza, A. (2006). Temperament, socioemotional functioning, and peer relationships in Chinese and North American children. In X. Chen, D. C. French, & B. H. Schneider (Eds.), *Peer relationships in cultural context* (pp. 123–147). New York: Cambridge University Press.

Chen, X., Wu, H., Chen, H., Wang, L., & Cen, G. (2001). Parenting practices and aggressive behavior in Chinese children. *Parenting: Science and Practice, 1,* 159–184.

Chen, Y.-C., Yu, M.-L., Rogan, W., Gladen, B., & Hsu, C.-C. (1994). A 6-year follow-up of behavior and activity disorders in the Taiwan Yu-cheng children. *American Journal of Public Health, 84,* 415–421.

Chen, Y.-J., & Hsu, C.-C. (1994). Effects of prenatal exposure to PCBs on the neurological function of children: A neuropsychological and neurophysiological study. *Developmental Medicine and Child Neurology, 36,* 312–320.

Chen, Z., Sanchez, R. P., & Campbell, T. (1997). From beyond to within their grasp: The rudiments of analogical problem solving in 10- to 13-month-olds. *Developmental Psychology, 33,* 790–801.

Cherlin, A. J. (2009). *The marriage-go-round.* New York: Knopf.

Cherlin, E. J., Barry, C. L., Prigerson, H. G., Schulman-Green, D., Johnson-Hurzeler, R., Kasl, S. V., & Bradley, E. H. (2007). Bereavement services for family caregivers: How often used, why, and why not. *Journal of Palliative Medicine, 10,* 148–158.

Chess, S., & Thomas, A. (1984). *Origins and evolution of behavior disorders.* New York: Brunner/Mazel.

Cheung, F. M., & Halpern, D. F. (2010). Women at the top: Powerful leaders define success as work + family in a culture of gender. *American Psychologist, 65,* 182–193.

Chhin, C. S., Bleeker, M. M., & Jacobs, J. E. (2008). Gender-typed occupational choices: The long-term impact of parents' beliefs and expectations. In H. M. G. Watt & J. S. Eccles (Eds.), *Gender and occupational outcomes: Longitudinal assessments of individual, social, and cultural influences* (pp. 215–234). Washington, DC: American Psychological Association.

Chi, M. T. H. (2006). Laboratory methods for assessing experts' and novices' knowledge. In K. A. Ericsson, N. Charness, P. J. Feltovich, & R. R. Hoffman (Eds.), *The Cambridge handbook of expertise and expert performance* (pp. 167–184). New York: Cambridge University Press.

Chi, M. T. H., Glaser, R., & Farr, M. J. (Eds.). (1988). *The nature of expertise.* Hillsdale, NJ: Erlbaum.

Child Trends. (2007). *Late or no prenatal care.* Retrieved from www.childtrendsdatabank.org/indicators/25PrenatalCare.cfm

Child Trends. (2011). *Teen births.* Retrieved from www.childtrendsdatabank.org/?q=node/52

Child Trends. (2012). *Late or no prenatal care.* Retrieved from www.childtrendsdatabank.org/sites/default/files/25_Prenatal_Care.pdf

Children's Defense Fund. (2009). *State of America's children: 2008.* Washington, DC: Author.

Chin, T., & Phillips, M. (2004). Social reproduction and child-rearing practices: Social class, children's agency, and the summer activity gap. *Sociology of Education, 77*(3), 185–210.

Chinn, C. A., & Malhotra, B. A. (2002). Children's responses to anomalous scientific data: How is conceptual change impeded? *Journal of Educational Psychology, 94,* 327–343.

Choi, J., Fauce, S. R., & Effros, R. B. (2008). Reduced telomerase activity in human T lymphocytes exposed to cortisol. *Brain, Behavior, and Immunity, 22,* 600–605.

Choi, N., & Kim, J. (2011). The effect of time volunteering and charitable donations in later life on psychological well-being. *Ageing and Society, 31,* 590–611.

Choi, S., & Gopnik, A. (1995). Early acquisition of verbs in Korean: A cross-linguistic study. *Journal of Child Language, 22,* 497–529.

Choi, S., McDonough, L., Bowerman, M., & Mandler, J. M. (1999). Early sensitivity to language-specific spatial categories in English and Korean. *Cognitive Development, 14,* 241–268.

Chomsky, C. (1969). *The acquisition of syntax in children from five to ten.* Cambridge, MA: MIT Press.

Chomsky, N. (1957). *Syntactic structures.* The Hague: Mouton.

Chomtho, S., Wells, J. C., Williams, J. E., Davies, P. S., Lucas, A., & Fewtrell, M. S. (2008). Infant growth and later body composition: Evidence from the 4-component model. *American Journal of Clinical Nutrition, 87,* 1776–1784.

Chouinard, M. M. (2007). Children's questions: A mechanism for cognitive development. *Monographs of the Society for Research in Child Development, 72*(1, Serial No. 286).

Chouinard, M. M., & Clark, E. V. (2003). Adult reformulations of child errors as negative evidence. *Journal of Child Language, 30,* 637–669.

Chrisler, J. C. (2008). The menstrual cycle in a biopsychosocial context. In F. L. Denmark & M. Paludi (Eds.), *Psychology of women: A handbook of issues and theories* (2nd ed., pp. 400–439). Westport, CT: Praeger.

Christ, G. H., Siegel, K., & Christ, A. E. (2002). "It never really hit me . . . until it actually happened." *Journal of the American Medical Association, 288,* 1269–1278.

Christakis, D. A., Zimmerman, F. J., DiGiuseppe, D. L., & McCarty, C. A. (2004). Early television exposure and subsequent attentional problems in children. *Pediatrics, 113,* 708–713.

Christensen, A.-D., & Larsen, J. E. (2008). Gender, class, and family: Men and gender equality in a Danish context. *Social Politics: International Studies in Gender, State and Society, 15,* 53–78.

Christenson, S. L., & Thurlow, M. L. (2004). School dropouts: Prevention considerations, interventions, and challenges. *Current Directions in Psychological Science, 13,* 36–39.

Christiansen, M. H., & Chater, N. (2008). Language as shaped by the brain. *Behavioral and Brain Sciences, 31,* 489–558.

Christie, C. A., Jolivette, K., & Nelson, M. (2007). School characteristics related to high school dropout rates. *Remedial and Special Education, 28,* 325–339.

Chu, J., Zhou, C. C., Lu, N., Zhang, X., & Dong, F. T. (2008). Genetic variants in three genes and smoking show strong associations with susceptibility to exudative age-related macular degeneration in a Chinese population. *Chinese Medical Journal, 121,* 2525–2533.

Chudley, A. E., Conry, J., Cook, J. L., Loock, C., Rosales, T., & LeBlanc, N. (2005). Fetal alcohol spectrum disorder: Canadian guidelines for diagnosis. *Canadian Medical Association Journal, 172,* S1–S21.

Chumlea, W. C., Schubert, C. M., Roche, A. F., Kulin, H. E., Lee, P. A., Himes, J. H., & Sun, S. S. (2003). Age at menarche and racial comparisons in U.S. girls. *Pediatrics, 111,* 110–113.

Chung, H. L., Mulvey, E. P., & Steinberg, L. (2011). Understanding the school outcomes of juvenile offenders: An exploration of neighborhood influences and motivational resources. *Journal of Youth and Adolescence, 40,* 1025–1038.

Church, E. (2004). *Understanding stepmothers: Women share their struggles, successes, and insights.* Toronto: HarperCollins.

CIA (Central Intelligence Agency). (2012). *World fact book.* Retrieved from www.cia.gov/library/publications/download/download-2012/index.html

Cicchetti, D. (2007). Intervention and policy implications of research on neurobiological functioning in maltreated children. In J. L. Aber, S. J. Bishop-Josef, S. M. Jones, K. T. McLearn, & D. A. Phillips (Eds.), *Child development and social policy* (pp. 167–184). Washington, DC: American Psychological Association.

Cicirelli, V. G. (1995). *Sibling relationships across the life span.* New York: Plenum.

Cicirelli, V. G. (2001). Personal meanings of death in older adults and young adults in relation to their fears of death. *Death Studies, 25,* 663–683.

Cicirelli, V. G. (2002). *Older adults' views on death.* New York: Springer.

Cillessen, A. H. N., & Bellmore, A. D. (2004). Social skills and interpersonal perception in early and middle childhood. In P. K. Smith & C. H. Hart (Eds.), *Blackwell handbook of childhood social development* (pp. 355–374). Malden, MA: Blackwell.

Cipriano, E. A., & Stifter, C. A. (2010). Predicting preschool effortful control from toddler temperament and parenting behavior. *Journal of Applied Developmental Psychology, 31,* 221–230.

Clapp, J. F., III, Kim, H., Burciu, B., Schmidt, S., Petry, K., & Lopez, B. (2002). Continuing regular exercise during pregnancy: Effect of exercise volume on fetoplacental growth. *American Journal of Obstetrics and Gynecology, 186,* 142–147.

Clark, C. A., Woodward, L. J., Horwood, L. J., & Moor, S. (2008). Development of emotional and behavioral regulation in children born extremely preterm and very preterm: Biological and social influences. *Child Development, 79,* 1444–1462.

Clarke, B. L., & Khosla, S. (2010). Physiology of bone loss. *Radiologic Clinics of North America, 48,* 483–495.

Clarke, L. H. (2005). Remarriage in later life: Older women's negotiations of power, resources and domestic labor. *Journal of Women and Aging, 17,* 21–41.

Clarke, P., & Smith, J. (2011). Aging in a cultural context: Cross-national differences in disability and the moderating role of personal control among older adults in the United States and England. *Journal of Gerontology, 66B,* 457–467.

Clarkson, T. W., Magos, L., & Myers, G. J. (2003). The toxicology of mercury—current exposures and clinical manifestations. *New England Journal of Medicine, 349,* 1731–1737.

Clarke-Stewart, K. A., & Brentano, C. (2006). *Divorce: Causes and consequences.* New Haven: Yale University Press.

Clarke-Stewart, K. A., & Hayward, C. (1996). Advantages of father custody and contact for the psychological well-being of school-age children. *Journal of Applied Developmental Psychology, 17,* 239–270.

Claxton, A., O'Rourke, N., Smith, J. Z., & DeLongis, A. (2011). Personality traits and marital satisfaction within enduring relationships: An intra-couple discrepancy approach. *Journal of Social and Personal Relationships, 29,* 375–396.

Claxton, L. J., Keen, R., & McCarty, M. E. (2003). Evidence of motor planning in infant reaching behavior. *Psychological Science, 14,* 354–356.

Clay, R. A. (2009). Mini-multitaskers. *Monitor on Psychology, 40*(2), 38–40.

Clearfield, M. W., & Nelson, N. M. (2006). Sex differences in mothers' speech and play behavior with 6-, 9-, and 14-month-old infants. *Sex Roles, 54,* 127–137.

Clearfield, M. W., Obsborn, C. N., & Mullen, M. (2008). Learning by looking: Infants' social looking behavior across the transition from crawling to walking. *Journal of Experimental Child Psychology, 100,* 297–307.

Clegg, L. X., Reichman, M. E., Miller, B. A., Hankey, B. F., Singh, G. K., Lin, Y. D., et al. (2009). Impact of socioeconomic status on cancer incidence and stage at diagnosis: Selected findings from the surveillance, epidemiology, and end results: National Longitudinal Mortality Study. *Cancer Causes and Control, 20,* 417–435.

Clements, D. H., & Sarama, J. (2003). Young children and technology: What does the research say? *Young Children, 58*(6), 34–40.

Clements, D. H., & Sarama, J. (2008). Experimental evaluation of the effects of a research-based preschool mathematics curriculum. *American Educational Research Journal, 45,* 443–494.

Cleveland, E. S., & Reese, E. (2005). Maternal structure and autonomy support in conversations about the past: Contributions to children's autobiographical memory. *Developmental Psychology, 41,* 376–388.

Clifton, R. K., Rochat, P., Robin, D. J., & Berthier, N. E. (1994). Multimodal perception in the control of infant reaching. *Journal of Experimental Psychology: Human Perception and Performance, 20,* 876–886.

Clinchy, B. M. (2002). Revisiting women's ways of knowing. In B. K. Hofer & P. R. Pintrich (Eds.), *Personal epistemology: The psychological beliefs about knowledge and knowing* (pp. 63–87). Mahwah, NJ: Erlbaum.

Clingempeel, W. G., & Henggeler, S. W. (2003). Aggressive juvenile offenders transitioning into emerging adulthood: Factors discriminating persistors and desistors. *American Journal of Orthopsychiatry, 73,* 310–323.

Coatsworth, J. D., Sharp, E. H., Palen, L., Darling, N., Cumsille, P., & Marta, M. (2005). Exploring adolescent self-defining leisure activities and identity experiences across three countries. *International Journal of Behavioral Development, 29,* 361–370.

Cohan, C. L., & Kleinbaum, S. (2002). Toward a greater understanding of the cohabitation effect: Premarital cohabitation and marital communication. *Journal of Marriage and Family, 64,* 180–192.

Cohen, J., Marcoux, I., Bilsen, J., Deboosere, P., van der Wal, G., & Deliens, L. (2006). European public acceptance of euthanasia: Socio-demographic and cultural factors associated with the acceptance of euthanasia in 33 European countries. *Social Science and Medicine, 63,* 743–756.

Cohen, L. B. (2003). Commentary on Part I: Unresolved issues in infant categorization. In D. H. Rakison & L. M. Oakes (Eds.), *Early category and concept development: Making sense of the blooming, buzzing confusion* (pp. 193–209). New York: Oxford University Press.

Cohen, L. B. (2010). A bottom-up approach to infant perception and cognition: A summary of evidence and discussion of issues. In S. P. Johnson (Ed.), *Neoconstructivism: The new science of cognitive development* (pp. 335–346). New York: Oxford University Press.

Cohen, L. B., & Brunt, J. (2009). Early word learning and categorization: Methodological issues and recent empirical evidence. In J. Colombo, P. McCardle, & L. Freund (Eds.), *Infant pathways to language: Methods, models, and research disorders* (pp. 245–266). New York: Psychology Press.

Cohen, L. B., & Cashon, C. H. (2006). Infant cognition. In D. Kuhn & R. Siegler (Eds.), *Handbook of child psychology: Vol. 2. Cognition, perception, and language* (6th ed., pp. 214–251). Hoboken, NJ: Wiley.

Cohen, L. B., & Marks, K. S. (2002). How infants process addition and subtraction events. *Developmental Science, 5,* 186–201.

Cohen, P., Kasen, S., Chen, H., Hartmark, C., & Gordon, K. (2003). Variations in patterns of developmental transitions in the emerging adulthood period. *Developmental Psychology, 39,* 657–669.

Cohen-Bendahan, C. C. C., van de Beek, C., & Berenbaum, S. A. (2005). Prenatal sex hormones effects on child and adult sex-typed behavior: Methods and findings. *Neuroscience and Biobehavioral Reviews, 29,* 353–384.

Cohen-Shalev, A. (1986). Artistic creativity across the adult life span: An alternative approach. *Interchange, 17*(4), 1–16.

Cohler, B. J., & Hostetler, A. J. (2007). Gay lives in the Third Age: Possibilities and paradoxes. In J. B. James & P. Wink (Eds.), *Annual review of gerontology and geriatrics* (Vol. 26, pp. 193–209). New York: Springer.

Coie, J. D., Dodge, K. A., & Coppotelli, H. (1982). Dimensions and types of social status: A cross-age perspective. *Developmental Psychology, 18,* 557–570.

Coke, M. M. (1992). Correlates of life satisfaction among elderly African Americans. *Journal of Gerontology, 47,* P316–P320.

Coker, A. D. (2003). African American female adult learners: Motivations, challenges, and coping strategies. *Journal of Black Studies, 33,* 654–674.

Colby, A., Kohlberg, L., Gibbs, J., & Lieberman, M. (1983). A longitudinal study of moral judgment. *Monographs of the Society for Research in Child Development, 48*(1–2, Serial No. 200).

Colcombe, S. J., Erickson, K. I., Scalf, P. E., Kim, J. S., Prakash, R., & McAuley, E. (2006). Aerobic exercise training increases brain volume in aging humans. *Journal of Gerontology, 61A,* 1166–1170.

Colcombe, S. J., Kramer, A. F., Erickson, K. I., Scalf, P., McAuley, E., & Cohen, N. J. (2004). Cardiovascular fitness, cortical plasticity, and aging. *Proceedings of the National Academy of Sciences, 101,* 3316–3321.

Coldwell, J., Pike, A., & Dunn, J. (2008). Maternal differential treatment and child adjustment: A multi-informant approach. *Social Development, 17,* 596–612.

Cole, A., Astell, A., Green, C., & Sutherland, C. (2007). Molecular connections between dementia and diabetes. *Neuroscience and Biobehavioral Reviews, 31,* 1046–1063.

Cole, D. A., Martin, J. M., Peeke, L. A., Seroczynski, A. D., & Fier, J. (1999). Children's over- and underestimation of academic competence: A longitudinal study of gender differences, depression, and anxiety. *Child Development, 70,* 459–473.

Cole, E. R., & Stewart, A. J. (1996). Meanings of political participation among black and white women: Political identity and social responsibility. *Journal of Personality and Social Psychology, 71,* 130–140.

Cole, M. (1990). Cognitive development and formal schooling: The evidence from cross-cultural research. In L. C. Moll (Ed.), *Vygotsky and education* (pp. 89–110). New York: Cambridge University Press.

Cole, M. (2006). Culture and cognitive development in phylogenetic, historical, and ontogenetic perspective. In R. M. Lerner (Ed.), *Handbook of child psychology: Vol. 1. Theoretical models of human development* (6th ed., pp. 636–685). Hoboken, NJ: Wiley.

Cole, P. M., Armstrong, L. M., & Pemberton, C. K. (2010). The role of language in the development of emotion regulation. In S. D. Calkins & M. A. Bell (Eds.), C*hild development at the intersection of emotion and cognition* (pp. 59–77). Washington, DC: American Psychological Association.

Coleman, M., Ganong, L., & Leon, K. (2006). Divorce and postdivorce relationships. In A. L. Vangelisti & D. Perlman (Eds.), *The Cambridge handbook of personal relationships* (pp. 157–173). New York: Cambridge University Press.

Coleman, P. G., Ivani-Chalian, C., & Robinson, M. (2004). Religious attitudes among British older people: Stability and change in a 20-year longitudinal study. *Ageing and Society, 24,* 167–188.

Coles, C. D., Goldstein, F. C., Lynch, M. E., Chen, X., Kable, J. A., Johnson, K. C., et al. (2011). Memory and brain volume in adults prenatally exposed to alcohol. *Brain and Cognition, 75,* 67–77.

Coles, L. (2004). Demography of human supercentenarians. *Journal of Gerontology, 59A,* 579–586.
Coley, R. L., Morris, J. E., & Hernandez, D. (2004). Out-of-school care and problem behavior trajectories among low-income adolescents: Individual, family, and neighborhood characteristics as added risks. *Child Development, 75,* 948–965.
Coley, R. L., Votruba-Drzal, E., & Schindler, H. S. (2009). Fathers' and mothers' parenting predicting and responding to adolescent sexual risk behaviors. *Child Development, 80,* 808–827.
Collaer, M. L., & Hill, E. M. (2006). Large sex difference in adolescents on a timed line judgment task: Attentional contributors and task relationship to mathematics. *Perception, 35,* 561–572.
Collings, P. (2001). "If you got everything, it's good enough": Perspectives on successful aging in a Canadian Inuit community. *Journal of Cross-Cultural Gerontology, 16,* 127–155.
Collins, N. L., Guichard, A. C., Ford, M. B., & Feeney, B. C. (2006). Responding to need in intimate relationships: Normative processes and individual differences. In M. Mikulincer & G. S. Goodman (Eds.), *Dynamics of romantic love* (pp. 149–189). New York: Guilford.
Collins, W. A., & Laursen, B. (2004). Parent–adolescent relationships and influences. In R. M. Lerner & L. Steinberg (Eds.), *Handbook of adolescent psychology* (2nd ed., pp. 331–361). New York: Wiley.
Collins, W. A., & Madsen, S. D. (2006). Personal relationships in adolescence and early adulthood. In A. L. Vangelisti & D. Perlman (Eds.), *The Cambridge handbook of personal relationships* (pp. 191–209). New York: Cambridge University Press.
Collins, W. A., Madsen, S. D., & Susman-Stillman, A. (2002). Parenting during middle childhood. In M. H. Bornstein (Ed.), *Handbook of parenting: Vol. 1* (2nd ed., pp. 73–101). Mahwah, NJ: Erlbaum.
Collins, W. A., & van Dulmen, M. (2006a). "The course of true love(s) . . .": Origins and pathways in the development of romantic relationships. In A. Booth & A. Crouter (Eds.), *Romance and sex in adolescence and emerging adulthood: Risks and opportunities* (pp. 63–86). Mahwah, NJ: Erlbaum.
Collins, W. A., & van Dulmen, M. (2006b). Friendships and romantic relationships in emerging adulthood: Continuities and discontinuities. In J. J. Arnett & J. Tanner (Eds.), *Emerging adults in America: Coming of age in the 21st century* (pp. 219–234). Washington, DC: American Psychological Association.
Collins, W. A., Welsh, D. P., & Furman, W. (2009). Adolescent romantic relationships. *Annual Review of Psychology, 60,* 631–652.
Collins, W. K., & Steinberg, L. (2006). Adolescent development in interpersonal context. In N. Eisenberg (Ed.), *Handbook of child psychology: Vol. 3. Social, emotional, and personality development* (6th ed., pp. 1003–1067). Hoboken, NJ: Wiley.
Colman, L. L., & Colman, A. D. (1991). *Pregnancy: The psychological experience.* New York: Noonday Press.
Colman, R. A., Hardy, S. A., Albert, M., Raffaelli, M., & Crockett, L. (2006). Early predictors of self-regulation in middle childhood. *Infant and Child Development, 15,* 421–437.
Colom, R., Escorial, S., Shih, P. C., & Privado, J. (2007). Fluid intelligence, memory span, and temperament difficulties predict academic performance of young adolescents. *Personality and Individual Differences, 42,* 1503–1514.
Colombo, J. (2002). Infant attention grows up: The emergence of a developmental cognitive neuroscience perspective. *Current Directions in Psychological Science, 11,* 196–199.
Colombo, J., Shaddy, D. J., Richman, W. A., Maikranz, J. M., & Blaga, O. M. (2004). The developmental course of habituation in infancy and preschool outcome. *Infancy, 5,* 1–38.
Colson, E. R., Rybin, D. R., Smith, L. A., Colton, T., Lister, G., & Corwin, M. J. (2009). Trends and factors associated with infant sleeping position: The National Infant Sleep Position Study, 1993–2007. *Archives of Pediatric and Adolescent Medicine, 163,* 1122–1128.
Coltrane, S. (1996). *Family man.* New York: Oxford University Press.
Commission on Adolescent Suicide Prevention. (2005). Targeted youth suicide prevention programs. In D. L. Evans, E. B. Foa, R. E. Gur, H. Hending, & C. P. O'Brien (Eds.), *Treating and preventing adolescent mental health disorders: What we know and what we don't know* (pp. 463–469). New York: Oxford University Press.
Commission on Children at Risk. (2008). Hardwired to connect: The new scientific case for authoritative communities. In K. K. Kline (Ed.), *Authoritative communities: The scientific case for nurturing the whole child* (pp. 3–68). New York: Springer.
Compton, J. I., Cox, E., & Laanan, F. S. (2006). Adult learners in transition. In F. S. Lanaan (Eds.), *New directions for student services* (Vol. 114, pp. 73–800. San Francisco: Jossey-Bass.
Comstock, G., & Scharrer, E. (2006). Media and popular culture. In K. A. Renninger & I. E. Sigel (Eds.), *Handbook of child psychology: Vol. 4. Child psychology in practice* (6th ed., pp. 817–863). Hoboken, NJ: Wiley.
Comunian, A. L., & Gielen, U. P. (2000). Sociomoral reflection and prosocial and antisocial behavior: Two Italian studies. *Psychological Reports, 87,* 161–175.
Comunian, A. L., & Gielen, U. P. (2006). Promotion of moral judgment maturity through stimulation of social role-taking and social reflection: An Italian intervention study. *Journal of Moral Education, 35,* 51–69.
Conboy, B. T., & Thal, D. J. (2006). Ties between the lexicon and grammar: Cross-sectional and longitudinal studies of bilingual toddlers. *Child Development, 77,* 712–735.
Conchas, G. Q. (2006). *The color of success: Race and high-achieving urban youth.* New York: Teachers College Press.
Conde-Agudelo, A., Belizan, J. M., and Diaz-Rossello, J. (2011). Kangaroo mother care to reduce morbidity and mortality in low birthweight infants. *Cochrane Database of Systematic Reviews, 3,* CD002771.
Conejero-Goldberg C., Hyde T. M., Chen S., Dreses-Werringloer, U., Herman, M. M., Kleinman, J. E., Davies P., & Goldberg, T. E. (2011). Molecular signatures in post-mortem brain tissue of younger individuals at high risk for Alzheimer's disease as based on APOE genotype. *Molecular* Psychiatry, *16,* 836–847.
Conger, K. J., Stocker, C., & McGuire, S. (2009). Sibling socialization: The effects of stressful life events and experiences. In L. Kramer & K. J. Conger (Eds.), *Siblings as agents of socialization: New directions for child and adolescent development* (No. 126, pp. 44–60). San Francisco: Jossey-Bass.
Conger, R. D., & Donnellan, M. B. (2007). An interactionist perspective on the socioeconomic context of human development. *Annual Review of Psychology, 58,* 175–199.
Connell, M. W., Sheridan, K., & Gardner, H. (2003). On abilities and domains. In R. J. Sternberg & E. Grigorenko (Eds.), *Perspectives on the psychology of abilities, competencies, and expertise* (pp. 126–155). New York: Cambridge University Press.
Conner, D. B., & Cross, D. R. (2003). Longitudinal analysis of the presence, efficacy, and stability of maternal scaffolding during informal problemsolving interactions. *British Journal of Developmental Psychology, 21,* 315–334.
Connidis, I. A. (2010). *Family ties and aging* (2nd ed.). Thousand Oaks, CA: Pine Forge Press.
Connolly, J., Craig, W., Goldberg, A., & Pepler, D. (2004). Mixed-gender groups, dating, and romantic relationships in early adolescence. *Journal of Research on Adolescence, 14,* 185–207.
Connolly, J., Furman, W., & Konarski, R. (2000). The role of peers in the emergence of romantic relationships in adolescence. *Child Development, 71,* 1395–1408.
Connolly, J., & Goldberg, A. (1999). Romantic relationships in adolescence: The role of friends and peers in their emergence and development. In W. Furman, B. B. Brown, & C. Feiring (Eds.), *The development of romantic relationships in adolescence* (pp. 266–290). New York: Cambridge University Press.
Connolly, J. A., & Doyle, A. B. (1984). Relations of social fantasy play to social competence in preschoolers. *Developmental Psychology, 20,* 797–806.
Connor, L. T., Spiro, A., Obler, L. K., & Albert, M. L. (2004). Change in object naming ability during adulthood. *Journal of Gerontology, 59B,* P203–P209.
Conway, C. C., Rancourt, D., Adelman, C. B., Burk, W. J., & Prinstein, M. J. (2011). Depression socialization within friendship groups at the transition to adolescence: The roles of gender and group centrality as moderators of peer influence. *Journal of Abnormal Psychology, 120,* 857–867.
Conway, L. (2007, April 5). Drop the Barbie: Ken Zucker's reparatist treatment of gender-variant children. *Trans News Updates*. Retrieved from ai.eecs.umich.edu/people/conway/TS/News/Drop%20the%20Barbie.htm
Conway, M. A., Wang, Q., Hanyu, K., & Haque, S. (2005). A cross-cultural investigation of autobiographical memory. On the universality and cultural variation of the reminiscence bump. *Journal of Cross-Cultural Psychology, 36,* 739–749.
Conwell, Y., Duberstein, P. R., Hirsch, J., & Conner, K. R. (2010). Health status and suicide in the second half of life. *Geriatric Psychiatry, 25,* 371–379.
Conwell, Y., Van Orden, K., & Caine, E. D. (2011). Suicide in older adults. *Psychiatric Clinics of North America, 34,* 451–468.
Cook, C. R., Williams, K. R., Guerra, N. G., & Kim, T. E. (2010). Variability in the prevalence of bullying and victimization: A cross-national and methodological analysis. In S. R. Jimerson, S. M. Swearer, & D. L. Espelage (Eds.), *Handbook of bullying in schools: An international perspective* (pp. 347–362). New York: Routledge.
Cooke, L. P. (2010). The politics of housework. In J. Treas & S. Drobnic (Eds.), *Dividing the Domestic: Men, women, and household work in cross-national perspective* (pp. 59–78). Stanford, CA: Stanford University Press.
Cooney, T. M., & Mortimer, J. T. (1999). Family structure differences in the timing of leaving home: Exploring mediating factors. *Journal of Research on Adolescence, 9,* 367–393.
Cooper, C., Harvey, N., Cole, Z., Hanson, M., & Dennison, E. (2009). Developmental origins of osteoporosis: The role of maternal nutrition. In B. Koletzko, T. Decsi, D. Molnár, & A. de la Hunty (Eds.), *Early nutrition programming and health outcomes in later life: Obesity and beyond* (pp. 31–39). New York: Springer Science + Business Media.
Cooper, C., Sayer, A. A., & Dennison, E. M. (2006). The developmental environment: Clinical perspectives on effects on the musculoskeletal system. In P. Gluckman & M. Hanson (Eds.), *Developmental origins of health and disease* (pp. 392–405). Cambridge, UK: Cambridge University Press.
Cooper, R., & Huh, C. R. (2008). Improving academic possibilities of students of color during the middle school to high school transition: Conceptual and strategic considerations in a U.S. context. In J. K.

Asamen, M. L. Ellis, & G. L. Berry (Eds.), *Sage handbook of child development, multiculturalism, and media* (pp. 143–162). Thousand Oaks, CA: Sage.
Cooper, Z., & Fairburn, C. G. (2002). Cognitive-behavioral treatment of obesity. In T. A. Wadden & A. J. Stunkard (Eds.), *Handbook of obesity treatment* (3rd ed., pp. 465–479). New York: Guilford.
Copen, C. E., Chandra A., & Martinez G. (2012). *Prevalence and timing of oral sex with opposite-sex partners among females and males aged 15–24 years: United States, 2007–2010.* National Health Statistics Reports, No. 56. Hyattsville, MD: U.S. Department of Health and Human Services.
Coplan, R. J., & Arbeau, K. A. (2008). The stresses of a "brave new world": Shyness and school adjustment in kindergarten. *Journal of Research in Childhood Education, 22,* 377–389.
Coplan, R. J., Arbeau, K. A., & Armer, M. (2008). "Don't fret, be supportive!" Maternal characteristics linking child shyness to psychosocial and school adjustment in kindergarten. *Journal of Abnormal Child Psychology, 36,* 359–371.
Coplan, R. J., & Armer, M. (2007). A "multitude" of solitude: A closer look at social withdrawal and nonsocial play in early childhood. *Child Development Perspectives, 1,* 26–32.
Coplan, R. J., Gavinsky-Molina, M. H., Lagace-Seguin, D., & Wichmann, C. (2001). When girls versus boys play alone: Gender differences in the associates of nonsocial play in kindergarten. *Developmental Psychology, 37,* 464–474.
Coplan, R. J., Prakash, K., O'Neil, K., & Armer, M. (2004). Do you "want" to play? Distinguishing between conflicted shyness and social disinterest in early childhood. *Developmental Psychology, 40,* 244–258.
Copple, C., & Bredekamp, S. (2009). *Developmentally appropriate practice in early childhood programs* (3rd ed.). Washington, DC: National Association for the Education of Young Children.
Corenblum, B. (2003). What children remember about ingroup and outgroup peers: Effects of stereotypes on children's processing of information about group members. *Journal of Experimental Child Psychology, 86,* 32–66.
Cornelius, S. W., & Caspi, A. (1987). Everyday problem solving in adulthood and old age. *Psychology and Aging, 2,* 144–153.
Cornish, A. M., McMahon, C. A., Ungerer, J. A., Barnett, B., Kowalenko, N., & Tennant, C. (2005). Postnatal depression and infant cognitive and motor development in the second postnatal year: The impact of depression chronicity and infant gender. *Infant Behavior and Development, 28,* 407–417.
Cornwell, A. C., & Feigenbaum, P. (2006). Sleep biological rhythms in normal infants and those at high risk for SIDS. *Chronobiology International, 23,* 935–961.
Corr, C. A., & Corr, D. M. (2007). Historical and contemporary perspectives on loss, grief, and mourning. In C. A. Corr & D. M. Corr (Eds.), *Handbook of thanatology* (pp. 131–142). New York: Routledge.
Corr, C. A., & Corr, D. M. (2013). *Death and dying, life and living* (2nd ed.). Belmont, CA: Cengage.
Correa-Chávez, M., Rogoff, B., & Mejía-Arauz, R. (2005). Cultural patterns in attending to two events at once. *Child Development, 76,* 664–678.
Costello, J. (2006). Dying well: Nurses' experiences of "good and bad" deaths in hospital. *Journal of Advanced Nursing, 54,* 594–601.
Côté, J. E. (2006). Emerging adulthood as an institutionalized moratorium: Risks and benefits to identity formation. In J. J. Arnett (Ed.), *Emerging adults in America: Coming of age in the 21st century* (pp. 85–116). Washington, DC: American Psychological Association.
Côté, J. E. (2009). Identity formation and self-development in adolescence. In R. M. Lerner & L. Steinberg (Eds.), *Handbook of adolescent psychology: Vol. 1. Individual bases of adolescent development* (3rd ed., pp. 266–304). Hoboken, NJ: Wiley.
Côté, J. E., & Bynner, J. M. (2008). Changes in the transition to adulthood in the UK and Canada: The role of structure and agency in emerging adulthood. *Journal of Youth Studies, 11,* 251–268.
Côté, S. M., Vaillancourt, T., Barker, E. D., Nagin, D., & Tremblay, R. E. (2007). The joint development of physical and indirect aggression: Predictors of continuity and change during childhood. *Development and Psychopathology, 19,* 37–55.
Coudin, G., & Alexopoulos, T. (2010). "Help me! I'm old": How negative aging stereotypes create dependency among older adults. *Aging and Mental Health, 14,* 516–523.
Coulton, C. J., Crampton, D. S., Irwin, M., Spilsbury, J. C., & Korbin, J. E. (2007). How neighborhoods influence child maltreatment: A review of the literature and alternative pathways. *Child Abuse and Neglect, 31,* 1117–1142.
Courage, M. L., & Howe, M. L. (1998). The ebb and flow of infant attentional preferences: Evidence for long-term recognition memory in 3-month-olds. *Journal of Experimental Child Psychology, 18,* 98–106.
Courage, M. L., & Howe, M. L. (2002). From infant to child: The dynamics of cognitive change in the second year of life. *Psychological Bulletin, 128,* 250–277.
Courage, M. L., & Howe, M. L. (2010). To watch or not to watch: Infants and toddlers in a brave new electronic world. *Developmental Review, 30,* 101–115.
Courchesne, E., Carper, R., & Akshoomoff, N. (2003). Evidence of brain overgrowth in the first year of life in autism. *Journal of the American Medical Association, 290,* 337–344.
Coursolle, K. M., Sweeney, M. M., Raymo, J. M., & Ho, J-H. (2010). The association between retirement and emotional well-being: Does prior work–family conflict matter? *Journal of Gerontology, 65B,* 609–620.
Couturier, J. L., & Lock, J. (2006). Denial and minimization in adolescents with anorexia nervosa. *International Journal of Eating Disorders, 39,* 212–216.
Covington, C. Y., Nordstrom-Klee, B., Ager, J., Sokol, R., & Delaney-Black, V. (2002). Birth to age 7 growth of children prenatally exposed to drugs: A prospective cohort study. *Neurotoxicology and Teratology, 24,* 489–496.
Cowan, C. P., & Cowan, P. A. (1997). Working with couples during stressful transitions. In S. Dreman (Ed.), *The family on the threshold of the 21st century* (pp. 17–47). Mahwah, NJ: Erlbaum.
Cowan, C. P., & Cowan, P. A. (2000). *When partners become parents: The big life change for couples.* Mahwah, NJ: Erlbaum.
Cowan, N., & Alloway, T. (2009). Development of working memory in childhood. In M. L. Courage & N. Cowan (Eds.), *Development of memory in infancy and childhood* (pp. 303–342). Hove, UK: Psychology Press.
Cowan, P. A., & Cowan, C. P. (2002). Interventions as tests of family systems theories: Marital and family relationships in children's development and psychopathology. *Development and Psychopathology, 14,* 731–759.
Cowan, P. A., & Cowan, C. P. (2004). From family relationships to peer rejection to antisocial behavior in middle childhood. In J. B. Kupersmidt & K. A. Dodge (Eds.), *Children's peer relations: From development to intervention* (pp. 159–177). Washington, DC: American Psychological Association.
Cox, G. (2002). The Native American patient. In R. B. Gilbert (Ed.), *Health care and spirituality: Listening, assessing, caring* (pp. 107–127). Amityville, NY: Baywood.
Cox, M., & Littlejohn, K. (1995). Children's use of converging obliques in their perspective drawings. *Educational Psychology, 15,* 127–139.
Cox, M. J., Owen, M. T., Henderson, V. K., & Margand, N. A. (1992). Prediction of infant–father and infant–mother attachment. *Developmental Psychology, 28,* 474–483.
Cox, S. M., Hopkins, J., & Hans, S. L. (2000). Attachment in preterm infants and their mothers: Neonatal risk status and maternal representations. *Infant Mental Health Journal, 21,* 464–480.
Coyl, D. D., Newland, L. A., & Freeman, H. (2010). Predicting preschoolers' attachment security from parenting behaviours, parents' attachment relationships and their use of social support. *Early Child Development and Care, 180,* 499–512.
Coyne, S. M., Robinson, S. L., & Nelson, D. A. (2010). Does reality backbite? Verbal and relational aggression in reality television programs. *Journal of Broadcasting and Electronic Media, 54,* 282–298.
Craft, S., Baker, L. D., Montine, T. J., Minoshima, S., Watson, G. S., Arbuckle, M., et al. (2012). Intranasal insulin therapy for Alzheimer disease and amnestic mild cognitive impairment: A pilot clinical trial. *Archives of Neurology, 69,* 29–38.
Crago, M. B., Annahatak, B., & Ningiuruvik, L. (1993). Changing patterns of language socialization in Inuit homes. *Anthropology and Education Quarterly, 24,* 205–223.
Craig, C. M., & Lee, D. N. (1999). Neonatal control of sucking pressure: Evidence for an intrinsic tau guide. *Experimental Brain Research, 124,* 371–382.
Craig, W. M., Pepler, D., & Atlas, R. (2000). Observations of bullying in the playground and in the classroom. *School Psychology International, 21,* 22–36.
Crain, W. (2005). *Theories of development* (5th ed.). Upper Saddle River, NJ: Prentice-Hall.
Crair, M. C., Gillespie, D. C., & Stryker, M. P. (1998). The role of visual experience in the development of columns in cat visual cortex. *Science, 279,* 566–570.
Cramer, R. E., Schaefer, J. T., & Reid, S. (2003). Identifying the ideal mate: More evidence for male–female convergence. In N. J. Pallone (Ed.), *Love, romance, sexual interaction: Research perspectives from current psychology* (pp. 61–73). New Brunswick, NJ: Transaction Publishers.
Cratty, B. J. (1986). *Perceptual and motor development in infants and children* (3rd ed.), Englewood Cliffs, NJ: Prentice-Hall.
Crawford, N. (2003, September). Understanding children's atypical gender behavior. *APA Monitor,* p. 40.
Crawley, L., Payne, R., Bolden, J., Payne, T., Washington, P., & Williams, S. (2000). Palliative and end-of-life care in the African American community. *Journal of the American Medical Association, 284,* 2518–2521.
Creasey, G., & Jarvis, P. (2009). Attachment and marriage. In M. C. Smith & N. DeFrates-Densch (Eds.), *Handbook of research on adult learning and development* (pp. 269–304). New York: Routledge/Taylor & Francis Group.
Creasey, G. L., Jarvis, P. A., & Berk, L. E. (1998). Play and social competence. In O. N. Saracho & B. Spodek (Eds.), *Multiple perspectives on play in early childhood education* (pp. 116–143). Albany: State University of New York Press.
Crick, N. R., Casas, J. F., & Nelson, D. A. (2002). Toward a more comprehensive understanding of peer maltreatment: Studies of relational victimization. *Current Directions in Psychological Science, 11,* 98–101.
Crick, N. R., & Nelson, D. A. (2002). Relational and physical victimization within friendships: Nobody told me there'd be friends like these. *Journal of Abnormal Child Psychology, 30,* 599–607.
Crick, N. R., Ostrov, J. M., Appleyard, K., Jansen, E., & Casas, J. F. (2004). Relational aggression in early

childhood: You can't come to my birthday party unless. . . . In M. Putallaz & K. Bierman (Eds.), *Aggression, antisocial behavior, and violence among girls: A developmental perspective* (pp. 71–89). New York: Guilford.

Crick, N. R., Ostrov, J. M., Burr, J. E., Cullerton-Sen, C., Jansen-Yeh, E., & Ralston, P. (2006). A longitudinal study of relational and physical aggression in preschool. *Journal of Applied Developmental Psychology, 27,* 254–268.

Crick, N. R., Ostrov, J. M., & Werner, N. E. (2006). A longitudinal study of relational aggression, physical aggression, and social-psychological adjustment. *Journal of Abnormal Child Psychology, 34,* 131–142.

Crimmins, E. M., & Beltrán-Sánchez, H. (2010). Mortality and morbidity trends: Is there compression of morbidity? *Journal of Gerontology, 66B,* 75–86.

Crimmins, E. M., Kim, J. K., & Solé-Auró, A. (2011). Gender differences in health: Results from SHARE, ELSA and HRS. *European Journal of Public Health, 21,* 81–91.

Criss, M. M., & Shaw, D. S. (2005). Sibling relationships as contexts for delinquency training in low income families. *Journal of Family Psychology, 19,* 592–600.

Critser, G. (2003). *Fat land.* Boston: Houghton Mifflin.

Crockenberg, S., & Leerkes, E. (2003). Infant negative emotionality, caregiving, and family relationships. In A. C. Crouter & A. Booth (Eds.), *Children's influence on family dynamics* (pp. 57–78). Mahwah, NJ: Erlbaum.

Crockenberg, S., & Leerkes, E. (2004). Infant and maternal behaviors regulate infant reactivity to novelty at 6 months. *Developmental Psychology, 40,* 1123–1132.

Crockett, L. J., Raffaelli, M., & Shen, Y.-L. (2006). Linking self-regulation and risk proneness to risky sexual behavior: Pathways through peer pressure and early substance use. *Journal of Research on Adolescence, 16,* 503–525.

Croker, R. (2007). *The boomer century: 1946–2046: How America's most influential generation changed everything.* New York: Springboard Press.

Crosno, R., Kirkpatrick, M., & Elder, G. H., Jr. (2004). Intergenerational bonding in school: The behavioral and contextual correlates of student–teacher relationships. *Sociology of Education, 77,* 60–81.

Crosnoe, R., Johnson, M. K., & Elder, G. H., Jr. (2004). School size and the interpersonal side of education: An examination of race/ethnicity and organizational context. *Social Science Quarterly, 85,* 1259–1274.

Cross, S., & Markus, H. (1991). Possible selves across the life span. *Human Development, 34,* 230–255.

Crouch, J. L., Skowronski, J. J., Milner, J. S., & Harris, B. (2008). Parental responses to infant crying: The influence of child physical abuse risk and hostile priming. *Child Abuse and Neglect, 32,* 702–710.

Crouter, A. C., & Bumpus, M. F. (2001). Linking parents' work stress to children's and adolescents' psychological adjustment. *Current Directions in Psychological Science, 10,* 156–159.

Crouter, A. C., & Head, M. R. (2002). Parental monitoring and knowledge of children. In M. H. Bornstein (Ed.), *Handbook of parenting: Vol. 3. Being and becoming a parent* (2nd ed., pp. 461–483). Mahwah, NJ: Erlbaum.

Crouter, A. C., Whiteman, S. D., McHale, S. M., & Osgood, D. W. (2007). Development of gender attitude traditionality across middle childhood and adolescence. *Child Development, 78,* 911–926.

Crowley, K. (2011). Sleep and sleep disorders in older adults. *Neuropsychological Review, 21,* 41–53.

Crystal, D. S., Killen, M., & Ruck, M. D. (2008). It is who you know that counts: Intergroup contact and judgments about race-based exclusion. *British Journal of Developmental Psychology, 26,* 51–70.

Crystal, D. S., Killen, M., & Ruck, M. D. (2010). Fair treatment by authorities is related to children's and adolescents' evaluations of interracial exclusion. *Applied Developmental Science, 14,* 125–136.

Csikszentmihalyi, M., & Nakamura, J. (2005). The role of emotions in the development of wisdom. In R. J. Sternberg & J. Jordan (Eds.), *A handbook of wisdom: Psychological perspectives* (pp. 220–242). New York: Cambridge University Press.

Csikszentmihalyi, M., & Rathunde, K. (1990). The psychology of wisdom: An evolutionary interpretation. In R. J. Sternberg (Ed.), *Wisdom: Its nature, origins, and development* (pp. 25–51). New York: Cambridge University Press.

Cuijpers, P. (2002). Effective ingredients of school-based drug prevention programs: A systematic review. *Addictive Behaviors, 27,* 1009–1023.

Culbertson, F. M. (1997). Depression and gender: An international review. *American Psychologist, 52,* 25–51.

Cumming, E., & Henry, W. E. (1961). *Growing old: The process of disengagement.* New York: Basic Books.

Cummings, E. M., Goeke-Morey, M. C., & Papp, L. M. (2004). Everyday marital conflict and child aggression. *Journal of Abnormal Child Psychology, 32,* 91–202.

Cummings, E. M., & Merrilees, C. E. (2010). Identifying the dynamic processes underlying links between marital conflict and child adjustment. In M. S. Schulz, M. K. Pruett, P. K. Kerig, & R. D. Parke (Eds.), *Strengthening couple relationships for optimal child development* (pp. 27–40). Washington, DC: American Psychological Association.

Cunningham, A. E., & Stanovich, K. E. (1998, Spring/Summer). What reading does for the mind. *American Educator,* 8–15.

Curby, T. W., LoCasale-Crouch, J., Konold, T. R., Pianta, R. C., Howes, C., Burchinal, M., et al. (2009). The relations of observed pre-K classroom quality profiles to children's achievement and social competence. *Early Education and Development, 20,* 346–372.

Curlin, F. A., Nwodim, C., Vance, J. L., Chin, M. H., & Lantos, J. D. (2008). To die, to sleep: U.S. physicians' religious and other objections to physician-assisted suicide, terminal sedation, and withdrawal of life support. *American Journal of Hospice and Palliative Medicine, 25,* 112–120.

Currie, D. H. (1999). Violent men or violent women? Whose definition counts? In R. K. Bergen (Ed.), *Issues in intimate violence* (pp. 97–111). Thousand Oaks, CA: Sage.

Curtiss, K., Hayslip, B., Jr., & Dolan, D. C. (2007). Motivational style, length of residence, voluntariness, and gender as influences on adjustment to long term care: A pilot study. *Journal of Human Behavior in the Social Environment, 15,* 13–34.

Cutchin, M. P. (2013). The complex process of becoming at-home in assisted living. In G. D. Rowles & M. Bernard (Eds.), *Environmental gerontology: Making meaningful places in old age* (pp. 105–124). New York: Springer.

Cutler, L. J. (2007). Physical environments of assisted living: Research needs and challenges. *Gerontologist, 47*(Special Issue III), 68–82.

Cutler, R. G., & Mattson, M. P. (2006). Introduction: The adversities of aging. *Ageing Research Reviews, 5,* 221–238.

Cutler, S. J., Hendricks, J., & O'Neill, G. (2011). Civic engagement and aging. In R. H. Binstock & L. K. George (Eds.), *Handbook of aging and the social sciences* (7th ed., pp. 221–233). San Diego, CA: Academic Press.

Cutrona, C. E., Hessling, R. M., Bacon, P. L., & Russell, D. W. (1998). Predictors and correlates of continuing involvement with the baby's father among adolescent mothers. *Journal of Family Psychology, 12,* 369–387.

Cutter, W. J., Daly, E. M., Robertson, D. M. W., Chitnis, X. A., van Amelsvoort, T. A. M. J., & Simmons, A. (2006). Influence of X chromosome and hormones on human brain development: A magnetic resonance imaging and proton magnetic resonance spectroscopy study of Turner syndrome. *Biological Psychiatry, 59,* 273–283.

Cvencek, D., Meltzoff, A. N., & Greenwald, A. G. (2011). Math–gender stereotypes in elementary school children. *Child Development, 82,* 766–779.

Cyr, M., McDuff, P., & Wright, J. (2006). Prevalence and predictors of dating violence among adolescent female victims of child sexual abuse. *Journal of Interpersonal Violence, 21,* 1000–1017.

D

Daatland, S. O. (2007). Marital history and intergenerational solidarity: The impact of divorce and unmarried cohabitation. *Journal of Social Issues, 63,* 809–825.

Dabrowska, E. (2000). From formula to schema: The acquisition of English questions. *Cognitive Linguistics, 11,* 1–20.

Daher, M. (2012). Cultural beliefs and values in cancer patients. *Annals of Oncology, 23*(Suppl. 3), 66–69.

Dahl, A., Hassing, L. B., Fransson, E., Berg, S., Gatz, M., Reynolds, C. A., et al. (2010). Being overweight in midlife is associated with lower cognitive ability and steeper cognitive decline in late life. *Journal of Gerontology, 65A,* 57–62.

Dahl, R. E., & Lewin, D. S. (2002). Pathways to adolescent healthy sleep regulation and behavior. *Journal of Adolescent Health, 31,* 175–184.

Dahlberg, L. L., & Simon, T. R. (2006). Predicting and preventing youth violence: Developmental pathways and risk. In L. L. Dahlberg & T. R. Simon (Eds.), *Preventing violence: Research and evidence-based intervention strategies* (pp. 97–124). Washington, DC: American Psychological Association.

Dal Santo, J. A., Goodman, R. M., Glik, D., & Jackson, K. (2004). Childhood unintentional injuries: Factors predicting injury risk among preschoolers. *Journal of Pediatric Psychology, 29,* 273–283.

Damashek, A., & Peterson, L. (2002). Unintentional injury prevention efforts for young children: Levels, methods, types, and targets. *Developmental and Behavioral Pediatrics, 23,* 443–455.

Damjanovic, A. M., Yang, Y., Glaser, R., Kiecolt-Glaser, J. K., & Nguyen, H. (2007). Accelerated telomere erosion is associated with a declining immune function of caregivers of Alzheimer's disease patients. *Journal of Immunology, 179,* 4249–4254.

Damon, W. (1988a). *The moral child.* New York: Free Press.

Damon, W. (1988b). *Self-understanding in childhood and adolescence.* New York: Cambridge University Press.

Damon, W. (1990). Self-concept, adolescent. In R. M. Lerner, A. C. Petersen, & J. Brooks-Gunn (Eds.), *The encyclopedia of adolescence* (Vol. 2, pp. 87–91). New York: Garland.

Damon, W. (1995). *Greater expectations: Overcoming the culture of indulgence in America's homes and schools.* New York: Free Press.

Damon, W. (2004). *The moral advantage: How to succeed in business by doing the right thing.* San Francisco: Berrett-Koehler.

Damon, W., & Hart, D. (1988). *Self-understanding in childhood and adolescence.* New York: Cambridge University Press.

Dane, E., Baer, M., Pratt, M. G., & Oldham, G. R. (2011). Rational versus intuitive problem solving: How thinking "off the beaten path" can stimulate creativity. *Psychology of Aesthetics, Creativity, and the Arts, 5,* 3–12.

Daniell, W. E., Swan, S. S., McDaniel, M. M., Camp, J. E., Cohen, M. A., & Stebbins, J. G. (2006). Noise exposure and hearing loss prevention programs after twenty years of regulations in the United

States. *Occupational and Environmental Medicine, 63,* 343–351.

Daniels, E., & Leaper, C. (2006). A longitudinal investigation of sport participation, peer acceptance, and self-esteem among adolescent girls and boys. *Sex Roles, 55,* 875–880.

Daniels, P., Noe, G. F., & Mayberry, R. (2006). Barriers to prenatal care among black women of low socioeconomic status. *American Journal of Health Behavior, 30,* 188–198.

Dannemiller, J. L., & Stephens, B. R. (1988). A critical test of infant pattern preference models. *Child Development, 59,* 210–216.

Dapretto, M., & Bjork, E. L. (2000). The development of word retrieval abilities in the second year and its relation to early vocabulary growth. *Child Development, 71,* 635–648.

Darling-Hammond, L. (2010). *The flat world and education: How America's commitment to equity will determine our future.* New York: Teachers College Press.

Darroch, J. E., Frost, J. J., & Singh, S. (2001). *Teenage sexual and reproductive behavior in developed countries: Can more progress be made?* New York: Alan Guttmacher Institute.

Darwin, C. (1936). *On the origin of species by means of natural selection.* New York: Modern Library. (Original work published 1859)

Daubenmier, J., Lin, J., Blackburn, E., Hecht, F. M., Kristeller, J., Maninger, N., et al. (2012). Changes in stress, eating, and metabolic factors are related to changes in telomerase activity in a randomized mindfulness intervention pilot study. *Psychoneuroendocrinology, 37,* 917–928.

D'Augelli, A. R. (2002). Mental health problems among lesbian, gay, and bisexual youths ages 14 to 21. *Clinical Child Psychology and Psychiatry, 7,* 433–456.

D'Augelli, A. R. (2006). Developmental and contextual factors and mental health among lesbian, gay, and bisexual youths. In A. M. Omoto & H. S. Howard (Eds.), *Sexual orientation and mental health: Examining identity and development in lesbian, gay, and bisexual people* (pp. 37–53). Washington, DC: American Psychological Association.

D'Augelli, A. R., Grossman, A. H., Salter, N. P., Vasey, J. J., Starks, M. T., & Sinclair, K. O. (2005). Predicting the suicide attempts of lesbian, gay, and bisexual youth. *Suicide and Life-Threatening Behavior, 35,* 646–660.

D'Augelli, A. R., Grossman, A. H., & Starks, M. T. (2008). Families of gay, lesbian, and bisexual youth: What do parents and siblings know and how do they react? *Journal of GBLT Family Studies, 4,* 95–115.

Davey, A., & Takagi, E. (2013). Adulthood and aging in families. In G. W. Peterson & K. R. Bush (Eds.), *Handbook of marriage and family* (pp. 377–399). New York: Springer.

David, K. M., & Murphy, B. C. (2007). Interparental conflict and preschoolers' peer relations: The moderating roles of temperament and gender. *Social Development, 16,* 1–23.

Davidov, M., & Grusec, J. E. (2006). Untangling the links of parental responsiveness to distress and warmth to child outcomes. *Child Development, 77,* 44–58.

Davidson, R. J. (1994). Asymmetric brain function, affective style, and psychopathology: The role of early experience and plasticity. *Development and Psychopathology, 6,* 741–758.

Davies, J. (2008). Differential teacher positive and negative interactions with male and female pupils in the primary school setting. *Educational and Child Psychology, 25,* 17–26.

Davis, K. F., Parker, K. P., & Montgomery, G. L. (2004). Sleep in infants and young children. Part 1: Normal sleep. *Journal of Pediatric Health Care, 18,* 65–71.

Dawley, K., Loch, J., & Bindrich, I. (2007). The Nurse–Family Partnership. *American Journal of Nursing, 107,* 60–67.

Dawson, G., Ashman, S. B., Panagiotides, H., Hessl, D., Self, J., Yamada, E., & Embry, L. (2003). Preschool outcomes of children of depressed mothers: Role of maternal behavior, contextual risk, and children's brain activity. *Child Development, 74,* 1158–1175.

Dawson, T. L. (2002). New tools, new insights: Kohlberg's moral judgment stages revisited. *International Journal of Behavioral Development, 26,* 154–166.

Ddungu, H. (2011). Palliative care: What approaches are suitable in developing countries? *British Journal of Haematology, 154,* 728–735.

Deák, G. O. (2000). Hunting the fox of word learning: Why "constraints" fail to capture it. *Developmental Review, 20,* 29–80.

Deák, G. O., Ray, S. D., & Brenneman, K. (2003). Children's perseverative appearance–reality errors are related to emerging language skills. *Child Development, 74,* 944–964.

DeAngeleo, L., Hurtado, S., & Pryor, J. H. (2010). *Your first college year: National norms for the 2008 YFCY survey.* Los Angeles: Higher Education Research Institute, UCLA.

Dearing, E., Wimer, C., Simpkins, S. D., Lund, T., Bouffard, S. M., Caronongan, P., & Kreider, H. (2009). Do neighborhood and home contexts help explain why low-income children miss opportunities to participate in activities outside of school? *Developmental Psychology, 45,* 1545–1562.

Deary, I. J. (2001). *g* and cognitive elements of information progressing: An agnostic view. In R. J. Sternberg & E. L. Grigorenko (Eds.), *The general factor of intelligence: How general is it?* (pp. 447–479). Mahwah, NJ: Erlbaum.

Deary, I. J., Strand, S., Smith, P., & Fernandes, C. (2007). Intelligence and educational achievement. *Intelligence, 35,* 13–21.

Deary, I. J., Yang, J., Davies, G., Harris, S. E., Tenesa, A., Liewald, D., et al. (2012). Genetic contributions to stability and change in intelligence from childhood to old age. *Nature, 481,* 212–215.

Deater-Deckard, K., Lansford, J. E., Dodge, K. A., Pettit, G. S., & Bates, J. E. (2003). The development of attitudes about physical punishment: An 8-year longitudinal study. *Journal of Family Psychology, 17,* 351–360.

Deater-Deckard, K., Pike, A., Petrill, S. A., Cutting, A. L., Hughes, C., & O'Connor, T. G. (2001). Nonshared environmental processes in socialemotional development: An observational study of identical twin differences in the preschool period. *Developmental Science, 4,* F1–F6.

Debes, F., Budtz-Jorgensen, E., Weihe, P., White, R. F., & Grandjean, P. (2006). Impact of prenatal methylmercury exposure on neurobehavioral function at age 4 years. *Neurotoxicology and Teratology, 28,* 536–547.

DeBoer, T., Scott, L. S., & Nelson, C. A. (2007). Methods for acquiring and analyzing infant eventrelated potentials. In M. de Haan (Ed.), *Infant EEG and event-related potentials* (pp. 5–37). New York: Psychology Press.

de Bruyn, E. H. (2005). Role strain, engagement and academic achievement in early adolescence. *Educational Studies, 31,* 15–27.

de Bruyn, E. H., & Cillessen, A. H. N. (2006). Popularity in early adolescence: Prosocial and antisocial subtypes. *Journal of Adolescent Research, 21,* 607–627.

de Bruyn, E. H., Deković, M., & Meijnen, G. W. (2003). Parenting, goal orientations, classroom behavior, and school success in early adolescence. *Journal of Applied Developmental Psychology, 24,* 393–412.

de Calignon, A., Polydoro, M., Suárez-Calvet, M., William, C., Adamowicz, D. H., Kopeikina, K. J., et al. (2012). Propagation of tau pathology in a model of early Alzheimer's disease. *Neuron, 73,* 685–697.

DeCasper, A. J., & Spence, M. J. (1986). Prenatal maternal speech influences newborns' perception of speech sounds. *Infant Behavior and Development, 9,* 133–150.

Dechanet, C., Anahory, T., Mathieu, T., Mathieu, D. J. C., Quantin, X., Ryftmann, L., et al. (2011). Effects of cigarette smoking on reproduction. *Human Reproduction Update, 17,* 76–95.

Deci, E. L., La Guardia, J. G., Moller, A. C., Scheiner, M. J., & Ryan, R. M. (2006). On the benefits of giving as well as receiving autonomy support: Mutuality in close friendships. *Personality and Social Psychology Bulletin, 32,* 313–327.

de Frias, C. M., & Dixon, R. A. (2005). Confirmatory factor structure and measurement invariance of the Memory Compensation Questionnaire. *Psychological Assessment, 17,* 168–178.

Degner, J., & Wentura, D. (2010). Automatic prejudice in childhood and early adolescence. *Journal of Personality and Social Psychology, 98,* 356–374.

De Goede, I. H. A., Branje, S. J. T., & Meeus, W. H. J. (2009). Developmental changes and gender differences in adolescents' perceptions of friendships. *Journal of Adolescence, 32,* 1105–1123.

de Haan, M., Bauer, P. J., Georgieff, M. K., & Nelson, C. A. (2000). Explicit memory in low-risk infants aged 19 months born between 27 and 42 weeks of gestation. *Developmental Medicine and Child Neurology, 42,* 304–312.

de Haan, M., & Johnson, M. H. (2003). Mechanisms and theories of brain development. In M. de Haan & M. H. Johnson (Eds.), *The cognitive neuroscience of development* (pp. 1–18). Hove, UK: Psychology Press.

Deissinger, T. (2007). "Making schools practical": Practice firms and their function in the full-time vocational school system in Germany. *Education + Training, 49,* 364–378.

deJong, A., & Franklin, B. A. (2004). Prescribing exercise for the elderly: Current research and recommendations. *Current Sports Medicine Reports, 3,* 337–343.

Dekker, M. C., Ferdinand, R. F., van Lang, D. J., Bongers, I. L., van der Ende, J., & Verhulst, F. C. (2007). Developmental trajectories of depressive symptoms from early childhood to late adolescence: Gender differences and adult outcome. *Journal of Child Psychology and Psychiatry, 48,* 657–666.

DeKosky, S. T., Williamson, J. D., Fitzpatrick, A. L., Kronmal, R. A., Ives, D. G., & Saxton, J. A. (2008). Ginkgo biloba for prevention of dementia: A randomized controlled trial. *Journal of the American Medical Association, 300,* 2253–2262.

Deković , M., & Buist, K. L. (2005). Multiple perspectives within the family: Family relationship patterns. *Journal of Family Issues, 26,* 467–490.

Deković, M., Noom, M. J., & Meeus, W. (1997). Expectations regarding development during adolescence: Parent and adolescent perceptions. *Journal of Youth and Adolescence, 26,* 253–271.

DeLamater, J. (2012). Sexual expression in later life: A review and synthesis. *Journal of Sex Research, 49,* 125–141.

DeLamater, J., & Moorman, S. M. (2007). Sexual behavior in later life. *Journal of Aging and Health, 19,* 921–945.

de Lima, C., Alves, L. E., Iagher, F., Machado, A. F., Bonatto, S. J., & Kuczera, D. (2008). Anaerobic exercise reduces tumor growth, cancer cachexia and increases macrophage and lymphocyte response in Walker 256 tumor-bearing rats. *European Journal of Applied Physiology, 104,* 957–964.

DeLoache, J. S. (1987). Rapid change in symbolic functioning of very young children. *Science, 238,* 1556–1557.

DeLoache, J. S. (2000). Dual representation and children's use of scale models. *Child Development, 71,* 329–338.

DeLoache, J. S. (2002). The symbol-mindedness of young children. In W. Hartup & R. A. Weinberg

(Eds.), *Minnesota Symposia on Child Psychology* (Vol. 32, pp. 73–101). Mahwah, NJ: Erlbaum.
DeLoache, J. S., & Ganea, P. A. (2009). Symbol-based learning in infancy. In A. Woodward & A. Needham (Eds.), *Learning and the infant mind* (pp. 263–285). New York: Oxford University Press.
DeLoache, J. S., Pierroutsakos, S. L., Uttal, D. H., Rosengren, K. S., & Gottlieb, A. (1988). Grasping the nature of pictures. *Psychological Science, 9,* 205–210.
DeLoache, J. S., Uttal, D. H., & Rosengren, K. S. (2004). Scale errors offer evidence for a perception–action dissociation early in life. *Science, 304,* 1027–1029.
Delobel-Ayoub, M., Arnaud, C., White-Koning, M., Casper, C., Pierrat, V., Garel, M., et al. (2009). Behavioral problems and cognitive performance at 5 years of age after very preterm birth: The EPIPAGE Study. *Pediatrics, 123,* 485–1492.
De Marco, A. C., & Berzin, S. C. (2008). The influence of family economic status on home-leaving patterns during emerging adulthood. *Families in Society, 89,* 208–218.
Demetriou, A., Christou, C., Spanoudis, G., & Platsidou, M. (2002). The development of mental processing: Efficiency, working memory, and thinking. *Monographs of the Society for Research in Child Development, 67*(1, Serial No. 268).
Demetriou, A., Efklides, A., Papadaki, M., Papantoniou, G., & Economou, A. (1993). Structure and development of causal thought: From early adolescence to youth. *Developmental Psychology, 29,* 480–497.
Demetriou, A., Pachaury, A., Metallidou, Y., & Kazi, S. (1996). Universals and specificities in the structure and development of quantitative-relational thought: A cross-cultural study in Greece and India. *International Journal of Behavioral Development, 19,* 255–290.
Demiray, B., Gülgöz, S., & Bluck, S. (2009). Examining the life story account of the reminiscence bump: Why we remember more from young adulthood. *Memory, 17,* 708–723.
DeNavas-Walt, C., Proctor, B. D., & Smith, J. C. (2011). Income, poverty, and health insurance coverage in the United States: 2010. *U.S. Census Bureau, Current Population Reports,* P60–P239. Washington, DC: U.S. Government Printing Office.
Denham, S. A. (2005). Emotional competence counts: Assessment as support for school readiness. In K. Hirsh-Pasek, A. Kochanoff, N. S. Newcombe, & J. de Villiers (Eds.), Using scientific knowledge to inform preschool assessment. *Social Policy Report of the Society for Research in Child Development, 19*(No.1), 12.
Denissen, J. J. A., Zarrett, N. R., & Eccles, J. S. (2007). I like to do it, I'm able, and I know I am: Longitudinal couplings between domain-specific achievement, self-concept, and interest. *Child Development, 78,* 430–447.
Denmark, F. L., & Klara, M. D. (2007). Empowerment: A prime time for women over 50. In V. Mulhbauer & J. C. Chrisler (Eds.), *Women over 50* (pp. 182–203). New York: Springer.
Dennerstein, L., & Lehert, P. (2004). Modeling midaged women's sexual functioning: A prospective, population-based study. *Journal of Sex and Marriage Therapy, 30,* 173–183.
Denney, N. W. (1990). Adult age differences in traditional and practical problem solving. *Advances in Psychology, 72,* 329–349.
Denney, N. W., & Pearce, K A. (1989). A developmental study of practical problem solving in adults. *Psychology and Aging, 4,* 438–442.
Dennis, T., Bendersky, M., Ramsay, D., & Lewis, M. (2006). Reactivity and regulation in children prenatally exposed to cocaine. *Developmental Psychology, 42,* 688–697.
Dennis, W. (1960). Causes of retardation among institutionalized children: Iran. *Journal of Genetic Psychology, 96,* 47–59.
Dent, A., & Stewart, A. (2004). *Sudden death in childhood: Support for the bereaved family.* London: Butterworth-Heinemann.
Deocampo, J. A. (2003, April). *Tools on TV: A new paradigm for testing dual representational understanding.* Poster presented at the biennial meeting of the Society for Research in Child Development, Tampa, FL.
DePaulo, B. M., & Morris, W. L. (2005). Singles in society and in science. *Psychological Inquiry, 16,* 142–149.
Deprest, J. A., Devlieger, R., Srisupundit, K., Beck, V., Sandaite, I., Rusconi, S., et al. (2010). Fetal surgery is a clinical reality. *Seminars in Fetal and Neonatal Medicine, 15,* 58–67.
Der, G., Batty, G. D., & Deary, I. J. (2006). Effect of breastfeeding on intelligence in children: Prospective study, sibling pairs analysis, and meta-analysis. *British Medical Journal, 333,* 945.
Der, G., & Deary, I. J. (2006). Age and sex differences in reaction time in adulthood: Results from the United Kingdom Health and Lifestyle Survey. *Psychology and Aging, 21,* 62–73.
deRegnier, R.-A. (2005). Neurophysiologic evaluation of early cognitive development in high-risk infants and toddlers. *Mental Retardation and Developmental Disabilities, 11,* 317–324.
deRegnier, R.-A., Long, J. D., Geogieff, M. K., & Nelson, C. A. (2007). Using event-related potentials and brain development in infants of diabetic mothers. *Developmental Neuropsychology, 31,* 379–396.
DeRoche, K., & Welsh, M. (2008). Twenty-five years of research on neurocognitive outcomes in early-treated phenylketonuria: Intelligence and executive function. *Developmental Neuropsychology, 33,* 474–504.
Derom, C., Thiery, E., Vlietinck, R., Loos, R., & Derom, R. (1996). Handedness in twins according to zygosity and chorion type: A preliminary report. *Behavior Genetics, 26,* 407–408.
DeRose, L. M., & Brooks-Gunn, J. (2006). Transition into adolescence: The role of pubertal processes. In L. Balter & C. S. Tamis-LeMonda (Eds.), *Child psychology: A handbook of contemporary issues* (2nd ed., pp. 385–414). New York: Psychology Press.
DeRosier, M. E. (2007). Peer-rejected and bullied children: A safe schools initiative for elementary school students. In J. E. Zins, M. J. Elias, & C. A. Maher (Eds.), *Bullying, victimization, and peer harassment* (pp. 257–276). New York: Haworth.
DeRosier, M. E., & Thomas, J. M. (2003). Strengthening sociometric prediction: Scientific advances in the assessment of children's peer relations. *Child Development, 75,* 1379–1392.
de Rosnay, M., Copper, P. J., Tsigaras, N., & Murray, L. (2006). Transmission of social anxiety from mother to infant: An experimental study using a social referencing paradigm. *Behavior Research and Therapy, 44,* 1165–1175.
de Rosnay, M., & Hughes, C. (2006). Conversation and theory of mind: Do children talk their way to socio-cognitive understanding? *British Journal of Developmental Psychology, 24,* 7–37.
Derwinger, A., Neely, A. S., & Bäckman, L. (2005). Design your own memory strategies! Self-generated strategy training versus mnemonic training in old age: An 8-month follow-up. *Neuropsychological Rehabilitation, 15,* 37–54.
De Souza, E., Alberman, E., & Morris, J. K. (2009). Down syndrome and paternal age, a new analysis of case-control data collected in the 1960s. *American Journal of Medical Genetics, 149A,* 1205–1208.
Desrochers, S. (2008). From Piaget to specific Genevan developmental models. *Child Development Perspectives, 2,* 7–12.
Dessel, A. (2010). Prejudice in schools: Promotion of an inclusive culture and climate. *Education and Urban Society, 42,* 407–429.
Deutsch, N. L., & Schmertz, B. (2011). "Starting from Ground Zero: Constraints and experiences of adult women returning to college. *Review of Higher Education, 34,* 477–504.
DeVaney, S. A. (2008). Financial issues of older adults. In J. J. Xiao (Ed.), *Handbook of consumer finance research* (pp. 209–221). New York: Springer Science + Business Media.
Deveson, A. (1994). *Coming of age: Twenty-one interviews about growing older.* Newham, Australia: Scribe.
Devi, N. P. G., Shenbagvalli, R., Ramesh, K., & Rathinam, S. N. (2009). Rapid progression of HIV infection in infancy. *Indian Pediatrics, 46,* 53–56.
de Villiers, J. G., & de Villiers, P. A. (1973). A crosssectional study of the acquisition of grammatical morphemes in child speech. *Journal of Psycholinguistic Research, 2,* 267–278.
DeVries, R. (2001). Constructivist education in preschool and elementary school: The sociomoral atmosphere as the first educational goal. In S. L. Golbeck (Ed.), *Psychological perspectives on early childhood education* (pp. 153–180). Mahwah, NJ: Erlbaum.
de Waal, F. B. M. (1993). Sex differences in chimpanzee (and human) behavior: A matter of social values? In M. Hechter, L. Nadel, & R. E. Michod (Eds.), *The origin of values* (pp. 285–303). New York: Aldine de Gruyter.
de Waal, F. B. M. (2001). *Tree of origin.* Cambridge, MA: Harvard University Press.
De Weerd, A. W., & van den Bossche, A. S. (2003). The development of sleep during the first months of life. *Sleep Medicine Reviews, 7,* 179–191.
de Weerth, C., & Buitelaar, J. K. (2005). Physiological stress reactivity in human pregnancy—a review. *Neuroscience and Biobehavioral Reviews, 29,* 295–312.
De Wolff, M. S., & van IJzendoorn, M. H. (1997). Sensitivity and attachment: A meta-analysis on parental antecedents of infant attachment. *Child Development, 68,* 571–591.
Dey, J. G., & Hill, C. A. (2007). *Behind the pay gap.* Washington, DC: American Association of University Women.
Diamond, A. (2000). Close interrelation of motor development and cognitive development and of the cerebellum and prefrontal cortex. *Child Development, 71,* 44–56.
Diamond, A. (2004). Normal development of prefrontal cortex from birth to young adulthood: Cognitive functions, anatomy, and biochemistry. In D. T. Stuff & R. T. Knight (Eds.), *Principles of frontal lobe function* (pp. 466–503). New York: Oxford University Press.
Diamond, A. (2009). The interplay of biology and the environment broadly defined. *Developmental Psychology, 45,* 1–8.
Diamond, A., Barnett, W. S., Thomas, J., & Munro, S. (2007). Preschool program improves cognitive control. *Science, 318,* 1387–1388.
Diamond, A., Cruttenden, L., & Neiderman, D. (1994). AB with multiple wells: 1. Why are multiple wells sometimes easier than two wells? 2. Memory or memory + inhibition. *Developmental Psychology, 30,* 192–205.
Diamond, L. M. (1998). Development of sexual orientation among adolescent and young adult women. *Developmental Psychology, 34,* 1085–1095.
Diamond, L. M. (2003). Love matters: Romantic relationships among sexual-minority adolescents. In P. Florsheim (Ed.), *Adolescent romantic relations and sexual behavior* (pp. 85–108). Mahwah, NJ: Erlbaum.
Diamond, L. M. (2006). The intimate same-sex relationships of sexual minorities. In A. L.

Vangelisti & D. Perlman (Eds.), *The Cambridge handbook of personal relationships* (pp. 293–312). New York: Cambridge University Press.
Diamond, L. M. (2008). Female bisexuality from adolescence to adulthood: Results from a 10-year longitudinal study. *Developmental Psychology, 44,* 5–14.
Diamond, L. M., Fagundes, C. P., & Butterworth, M. R. (2010). Intimate relationships across the lifespan. In M. E. Lamb, A. M. Freund, & R. M. Lerner, (Eds.), *The handbook of life-span development, Vol. 2: Social and emotional development* (pp. 379–433). Hoboken, NJ: Wiley.
Diamond, L. M., & Lucas, S. (2004). Sexual-minority and heterosexual youths' peer relationships: Experiences, expectations, and implications for well-being. *Journal of Research on Adolescence, 14,* 313–340.
Dias, M. G., & Harris, P. L. (1988). The effect of make-believe play on deductive reasoning. *British Journal of Developmental Psychology, 6,* 207–221.
DiBiase, A.-M., Gibbs, J. C., Potter, G. B., & Blount, M. R. (2011). Teaching adolescents to think and act responsibly: *The EQUIP approach.* Champaign, IL: Research Press.
Dick, D. M., Prescott, C., & McGue, M. (2008). The genetics of substance use and substance use disorders. In Y.-K. Kim (Ed.), *Handbook of behavior genetics* (pp. 433–453). New York: Springer.
Dick, D. M., Rose, R. J., Viken, R. J., & Kaprio, J. (2000). Pubertal timing and substance use: Associations between and within families across late adolescence. *Developmental Psychology, 36,* 180–189.
Dickinson, D. K., Golinkoff, R. M., & Hirsh-Pasek, K. (2010). Speaking out for language: Why language is central to reading development. *Educational Researcher, 39,* 305–310.
Dickinson, D. K., & McCabe, A. (2001). Bringing it all together: The multiple origins, skills, and environmental supports of early literacy. *Learning Disabilities Research and Practice, 16,* 186–202.
Dickinson, D. K., & Sprague, K. E. (2001). The nature and impact of early childhood care environments on the language and early literacy development of children from low-income families. In S. B. Neuman & D. K. Dickinson (Eds.), *Handbook of early literacy research.* New York: Guilford.
Dick-Read, G. (1959). *Childbirth without fear.* New York: Harper & Row.
Dickson, R. A., Pillemer, D. B., & Bruehl, E. C. (2011). The reminiscence bump for salient personal memories: Is a cultural life script required? *Memory and Cognition, 39,* 977–991.
Dickstein, M. (1992). After utopia: The 1960s today. In B. L. Tischler (Ed.), *Sights on the sixties* (pp. 13–24). New Brunswick, NJ: Rutgers University Press.
DiDonato, M. D., & Berenbaum, S. A. (2011). The benefits and drawbacks of gender typing: How different dimensions are related to psychological adjustment. *Archives of Sexual Behavior, 40,* 457–463.
Diehl, M., & Berg, K. M. (2007). Personality and involvement in leisure activities during the Third Age: Findings from the Ohio Longitudinal Study. In J. B. James & P. Wink (Eds.), *Annual review of gerontology and geriatrics* (Vol. 26, pp. 211–226). New York: Springer.
Diehl, M., Coyle, N., & Labouvie-Vief, G. (1996). Age and sex differences in strategies of coping and defense across the life span. *Psychology and Aging, 11,* 127–139.
Diehl, M., Youngblade, L. M., Hay, E. L., & Chui, H. (2011). The development of self-representations across the life span. In K. L. Fingergman, C. A. Berg, J. Smith, & H. Chui (Eds.), *Handbook of lifespan development* (pp. 611–646). New York: Springer.
Diener, E., Gohm, C. L., Suh, E., & Oishi, S. (2000). Similarity of the relations between marital status and subjective well-being across cultures. *Journal of Cross-Cultural Psychology, 31,* 419–436.
Dildy, G. A., Jackson, G. M., Fowers, G. K., Oshiro, B. T., Varner, M. W., & Clark, S. L. (1996). Very advanced maternal age. Pregnancy after age 45. *American Journal of Obstetrics and Gynecology, 175,* 668–674.
Dillon, M., & Wink, P. (2004). American religion, generativity, and the therapeutic culture. In E. de St. Aubin & D. P. McAdams (Eds.), *The generative society: Caring for future generations* (pp. 15–31). Washington, DC: American Psychological Association.
Dillon, M., & Wink, P. (2007). *In the course of a lifetime: Tracing religious belief, practice, and change.* Berkeley: University of California Press.
Dilworth-Anderson, P., Goodwin, P. Y., & Williams, S. W. (2004). Can culture help explain the physical health effects of caregiving over time among African American caregivers? *Journal of Gerontology, 59B,* S138–S145.
Ding, Z. Y. (2008). National epidemiological survey on childhood obesity, 2006. *Chinese Journal of Pediatrics, 46,* 179–184.
DiPietro, J. A., Bornstein, M. H., Costigan, K. A., Pressman, E. K., Hahn, C.-S., & Painter, K. (2002). What does fetal movement predict about behavior during the first two years of life? *Developmental Psychobiology, 40,* 358–371.
DiPietro, J. A., Caulfield, L. E., Irizarry, R. A., Chen, P., Merialdi, M., & Zavaleta, N. (2006). Prenatal development of intrafetal and maternal–fetal synchrony. *Behavioral Neuroscience, 120,* 687–701.
DiPietro, J. A., Hodgson, D. M., Costigan, K. A., & Hilton, S. C. (1996). Fetal neurobehavioral development. *Child Development, 67,* 2553–2567.
Dirix, C. E. H., Nijhuis, J. G., Jongsma, H. W., & Hornstra, G. (2009). Aspects of fetal learning and memory. *Child Development, 80,* 1251–1258.
Dirks, J. (1982). The effect of a commercial game on children's Block Design scores on the WISC-R test. *Intelligence, 6,* 109–123.
Dishion, T. J., Shaw, D., Connell, A., Gardner, F., Weaver, C., & Wilson, M. (2008). The Family Check-Up with high-risk indigent families: Preventing problem behavior by increasing parents' positive behavior support in early childhood. *Child Development, 79,* 1395–1414.
DiTommaso, E., Brannen, C., & Burgess, M. (2005). The universality of relationship characteristics: A cross-cultural comparison of different types of attachment and loneliness in Canadian and visiting Chinese students. *Social Behavior and Personality, 33,* 57–68.
Dix, T., Stewart, A. D., Gershoff, E. T., & Day, W. H. (2007). Autonomy and children's reactions to being controlled: Evidence that both compliance and defiance may be positive markers in early development. *Child Development, 78,* 1204–1221.
Dixon, R. A., de Frias, C. M., & Bäckman, L. (2001). Characteristics of self-reported memory compensation in older adults. *Journal of Clinical and Experimental Neuropsychology, 23,* 650–661.
Djahanbakhch, O., Ezzati, M., & Zosmer, A. (2007). Reproductive ageing in women. *Journal of Pathology, 211,* 219–231.
Dodd, V. L. (2005). Implications of kangaroo care for growth and development in preterm infants. *JOGNN, 34,* 218–232.
Dodge, K. A., Coie, J. D., & Lynam, D. (2006). Aggression and antisocial behavior in youth. In N. Eisenberg (Ed.), *Handbook of child psychology: Vol. 3. Social, emotional, and personality development* (6th ed., pp. 719–788). New York: Wiley.
Dodge, K. A., McLoyd, V. C., & Lansford, J. E. (2006). The cultural context of physically disciplining children. In V. C. McLoyd, N. E. Hill, & K. A. Dodge (Eds.), *African-American family life: Ecological and cultural diversity* (pp. 245–263). New York: Guilford.
Dodson, T. A., & Borders, L. D. (2006). Men in traditional and nontraditional careers: Gender role attitudes, gender role conflict, and job satisfaction. *Career Development Quarterly, 54,* 283–296.
Dohnt, H., & Tiggemann, M. (2006). The contribution of peer and media influences to the development of body satisfaction and self-esteem in young girls: A prospective study. *Developmental Psychology, 42,* 929–936.
Doka, K. J. (2008). Disenfranchised grief in historical and cultural perspective. In M. S. Stroebe, R. O. Hansson, H. Schut, & W. Stroebe (Eds.), *Handbook of bereavement research and practice* (pp. 223–240). Washington, DC: American Psychological Association.
Doka, K. J., & Martin, T. L. (2010). *Grieving beyond gender: Understanding the ways men and women mourn* (rev. ed.). New York: Routledge.
Dolbin-MacNab, M. L. (2006). Just like raising your own? Grandmothers' perceptions of parenting a second time around. *Family Relations, 55,* 564–575.
Dombrowski, S. C., Noonan, K., & Martin, R. P. (2007). Low birth weight and cognitive outcomes: Evidence for a gradient relationship in an urban, poor, African American birth cohort. *School Psychology Quarterly, 22,* 26–43.
Donatelle, R. J. (2012). *Health: The basics* (10th ed.). San Francisco: Benjamin Cummings.
Dondi, M., Simion, F., & Caltran, G. (1999). Can newborns discriminate between their own cry and the cry of another newborn infant? *Developmental Psychology, 35,* 418–426.
Done, D. J., & Thomas, J. A. (2001). Training in communication skills for informal carers of people suffering from dementia: A cluster randomized clinic trial comparing a therapist led workshop and booklet. *International Journal of Geriatric Psychiatry, 16,* 816–821.
Donnellan, M. B., Larsen-Rife, D., & Conger, R. D. (2005). Personality, family history, and competence in early adult romantic relationships. *Journal of Personality and Social Psychology, 88,* 562–576.
Donnellan, M. B., & Lucas, R. E. (2008). Age differences in the big five across the life span: Evidence from two national samples. *Psychology and Aging, 23,* 558–566.
Donnellan, M. B., Trzesniewski, K. H., Robins, R. W., Moffitt, T. E., & Caspi, A. (2005). Low self-esteem is related to aggression, antisocial behavior, and delinquency. *Psychological Science, 16,* 328–335.
D'Onofrio, B. M., Turkheimer, E., Emery, R. E., Slutske, W. S., Heath, A. C., Madden, P. A., & Martin, N. G. (2006). A genetically informed study of the processes underlying the association between parental marital instability and offspring adjustment. *Developmental Psychology, 42,* 486–499.
Dorris, M. (1989). *The broken cord.* New York: Harper & Row.
Doss, B. D., Rhoades, G. K., Stanley, S. M., & Markman, H. J. (2009). The effect of the transition to parenthood on relationship quality: An 8-year prospective study. *Journal of Personality and Social Psychology, 96,* 601–619.
Double, E. B., Mabuchi, K., Cullings, H. M., Preston, D. L., Kodama, K., Shimizu, Y., et al. (2011). Long-term radiation-related health effects in a unique human population: Lessons learned from the atomic bomb survivors of Hiroshima and Nagasaki. *Disaster Medicine and Public Health Preparedness, 5*(Suppl. 1), S122–S133.
Dowd, M. D. (2013). Prevention and treatment of traumatic stress in children: Few answers, many questions. *Pediatrics, 31,* 591–592.
Dowling, E. M., Gestsdottir, S., Anderson, P. M., von Eye, A., Almerigi, J., & Lerner, R. M. (2004). Structural relations among spirituality, religiosity,

and thriving in adolescence. *Applied Developmental Psychology, 8,* 7–16.
Downing, J. E. (2010). *Academic instruction for students with moderate and severe intellectual disabilities.* Thousand Oaks, CA: Corwin.
Downs, A. C., & Fuller, M. J. (1991). Recollections of spermarche: An exploratory investigation. *Current Psychology: Research and Reviews, 10,* 93–102.
Dozier, M., Stovall, K. C., Albus, K. E., & Bates, B. (2001). Attachment for infants in foster care: The role of caregiver state of mind. *Child Development, 72,* 1467–1477.
Drabman, R. S., Cordua, G. D., Hammer, D., Jarvie, G. J., & Horton, W. (1979). Developmental trends in eating rates of normal and overweight preschool children. *Child Development, 50,* 211–216.
Drayton, S., Turley-Ames, K. J., & Guajardo, N. R. (2011). Counterfactual thinking and false belief: The role of executive function. *Journal of Experimental Child Psychology, 108,* 532–548.
Drewnowski, A., & Shultz, J. M. (2001). Impact of aging on eating behaviors, food choices, nutrition, and health status. *Journal of Nutrition, Health, and Aging, 5,* 75–79.
Driscoll, M. C. (2007). Sickle cell disease. *Pediatrics in Review, 28,* 259–268.
Driver, J., Tabares, A., Shapiro, A. F., & Gottman, J. M. (2012). Couple interaction in happy and unhappy marriages: Gottman Laboratory studies. In F. Walsh (Ed.), *Normal family processes: Growing diversity and complexity* (pp. 57–77). New York: Guilford.
Drotar, D., Witherspoon, D. O., Zebracki, K., & Peterson, C. C. (2006). *Psychological interventions in childhood chronic illness.* Washington, DC: American Psychological Association.
Dubé, E. M., Savin-Williams, R. C., & Diamond, L. M. (2001). Intimacy development, gender, and ethnicity among sexual-minority youths. In A. R. D'Augelli & C. J. Patterson (Eds.), *Lesbian, gay, and bisexual identities and youth* (pp. 129–152). New York: Oxford University Press.
DuBois, D. L., Burk-Braxton, C., Swenson, L. P., Tevendale, H. D., Lockerd, E. M., & Moran, B. L. (2002). Getting by with a little help from self and others: Self-esteem and social support as resources during early adolescence. *Developmental Psychology, 38,* 822–939.
DuBois, D. L., Felner, R. D., Brand, S., & George, G. R. (1999). Profiles of self-esteem in early adolescence: Identification and investigation of adaptive correlates. *American Journal of Community Psychology, 27,* 899–932.
Dubois, M-F., Bravo, C., Graham, J., Wildeman, S., Cohen, C., Painter, K., et al. (2011). Comfort with proxy consent to research involving decisionally impaired older adults: Do type of proxy and risk–benefit profile matter? *International Psychogeriatrics, 23,* 1479–1488.
Duckworth, A. L., & Seligman, M. E. P. (2005). Self-discipline outdoes IQ in predicting academic performance of adolescents. *Psychological Science, 12,* 939–944.
Dudani, A., Macpherson, A., & Tamim, H. (2010). Childhood behavior problems and unintentional injury: A longitudinal, population-based study. *Journal of Developmental and Behavioral Pediatrics, 31,* 276–285.
Duggan, A., McFarlane, E., Fuddy, L., Burrell, L., Higman, S. M., Windham, A., & Sia, C. (2004). Randomized trial of a statewide home visiting program: Impact in preventing child abuse and neglect. *Child Abuse and Neglect, 28,* 597–622.
Dumas, J. A., & Hartman, M. (2003). Age differences in temporal and item memory. *Psychology and Aging, 18,* 573–586.
Duncan, G. J., Dowsett, C. J., Claessens, A., Magnuson, K., Huston, A. C., Klebanov, P., et al. (2007). School readiness and later achievement. *Developmental Psychology, 43,* 1428–1446.
Duncan, G. J., & Magnuson, K. A. (2003). Off with Hollingshead: Socioeconomic resources, parenting, and child development. In M. H. Bornstein & R. H. Bradley (Eds.), *Socioeconomic status, parenting, and child development* (pp. 83–106). Mahwah, NJ: Erlbaum.
Duncan, S. R., Paterson, D. S., Hoffman, J. M., Mokler, D. J., Borenstein, M. S., Belliveau, R. A., et al. (2010). Brainstem serotonergic deficiency in sudden infant death syndrome. *Journal of the American Medical Association, 303,* 430–437.
Dundek, L. H. (2006). Establishment of a Somali doula program at a large metropolitan hospital. *Journal of Perinatal and Neonatal Nursing, 20,* 128–137.
Dunham, Y., Baron, A. S., & Banaji, M. R. (2006). From American city to Japanese village: A cross-cultural investigation of implicit race attitudes. *Child Development, 77,* 1129–1520.
Dunham, Y., Baron, A. S., & Carey, S. (2011). Consequences of "minimal" group affiliations in children. *Child Development, 82,* 793–811.
Dunlosky, J., & Hertzog, C. (2001). Measuring strategy production during associative learning: The relative utility of concurrent versus retrospective reports. *Memory and Cognition, 29,* 247–253.
Dunn, J. (1989). Siblings and the development of social understanding in early childhood. In P. G. Zukow (Ed.), *Sibling interaction across cultures* (pp. 106–116). New York: Springer-Verlag.
Dunn, J. (1994). Temperament, siblings, and the development of relationships. In W. B. Carey & S. C. McDevitt (Eds.), *Prevention and early intervention* (pp. 50–58). New York: Brunner/Mazel.
Dunn, J. (2002). The adjustment of children in stepfamilies: Lessons from community studies. *Child and Adolescent Mental Health, 7,* 154–161.
Dunn, J. (2004). Sibling relationships. In P. K. Smith & C. H. Hart (Eds.), *Handbook of childhood social development* (pp. 223–237). Malden, MA: Blackwell.
Dunn, J. (2005). Moral development in early childhood and social interaction in the family. In M. Killen & J. G. Smetana (Eds.), *Handbook of moral development* (pp. 331–350). Mahwah, NJ: Erlbaum.
Dunn, J., Brown, J. R., & Maguire, M. (1995). The development of children's moral sensibility: Individual differences and emotion understanding. *Developmental Psychology, 31,* 649–659.
Dunn, J., Cheng, H., O'Connor, T. G., & Bridges, L. (2004). Children's perspectives on their relationships with their nonresident fathers: Influences, outcomes and implications. *Journal of Child Psychology and Psychiatry, 45,* 553–566.
Dunn, J. R., Schaefer-McDaniel, N. J., & Ramsay, J. T. (2010). Neighborhood chaos and children's development: Questions and contradictions. In G. W. Evans & T. D. Wachs (Eds.), *Chaos and its influence on children's development: An ecological perspective* (pp. 173–189). Washington, DC: American Psychological Association.
Dunne, E. J., & Dunne-Maxim, K. (2004). Working with families in the aftermath of suicide. In F. Walsh & M. McGoldrick (Eds.), *Living beyond loss: Death in the family* (2nd ed., pp. 272–284). New York: Norton.
Durbin, D. L., Darling, N., Steinberg, L., & Brown, B. B. (1993). Parenting style and peer group membership among European-American adolescents. *Journal of Research on Adolescence, 3,* 87–100.
Durlak, J. A., & Weissberg, R. P. (2007). *The impact of after-school programs that promote personal and social skills.* Chicago: Collaborative for Academic, Social, and Emotional Learning.
Durston, S., & Casey, B. J. (2006). What have we learned about cognitive development from neuroimaging? *Neuropsychologia, 44,* 2149–2157.
Durston, S., & Conrad, K. (2007). Integrating genetic, psychopharmacological and neuroimaging studies: A converging methods approach to understanding the neurobiology of ADHD. *Developmental Review, 27,* 374–395.
Dusek, J. B. (1987). Sex roles and adjustment. In D. B. Carter (Ed.), *Current conceptions of sex roles and sex typing* (pp. 211–222). New York: Praeger.
Duszak, R. S. (2009). Congenital rubella syndrome—major review. *Optometry, 80,* 36–43.
Dutta, A., Henley, W., Lang, I., Llewellyn, D., Guralnik, J., Wallace, R. B., et al. (2011). Predictors of extraordinary survival in the Iowa Established Populations for Epidemiological Study of the Elderly: Cohort follow-up to "extinction." *Journal of the American Geriatrics Society, 59,* 963–971.
Dutton, D. G. (2007). *The abusive personality: Violence and control in intimate relationships* (2nd ed.). New York: Guilford.
Dutton, D. G. (2012). The case against the role of gender in intimate partner violence. *Aggression and Violent Behavior, 17,* 99–104.
Dutton, D. G., Nicholls, T. L., & Spidel, A. (2005). Female perpetrators of intimate abuse. In F. P. Buttell & M. M. Carney (Eds.), *Women who perpetrate relationship violence: Moving beyond political correctness* (pp. 1–31). New York: Haworth Press.
Dweck, C. S. (2002). Messages that motivate: How praise molds students' beliefs, motivation, and performance (in surprising ways). In J. Aronson (Ed.), *Improving academic achievement: Impact of psychological factors on education* (pp. 37–60). San Diego, CA: Academic Press.
Dweck, C. S. (2009). Prejudice: How it develops and how it can be undone. *Human Development, 52,* 371–376.
Dykiert, D., Der, G., Starr, J. M., & Deary, I. J. (2012). Sex differences in reaction time mean and intraindividual variability across the life span. *Developmental Psychology, 48,* 1262–1276.
Dykstra, P. A. (2006). Off the beaten track: Childlessness and social integration in late life. *Research on Aging, 28,* 749–767.
Dykstra, P. A. (2009). Older adult loneliness: Myths and realities. *European Journal of Ageing, 6,* 91–100.
Dykstra, P. A., & Hagestad, G. O. (2007). Roads less taken: Developing a nuanced view of older adults without children. *Journal of Family Issues, 28,* 1275–1310.
Dynarski, M., James-Burdumy, S., Moore, M., Rosenberg, L., Deke, J., & Mansfield, W. (2004). *When schools stay open late: The national evaluation of the 21st Century Community Learning Centers Program: New findings.* Washington, DC: U.S. Department of Education.
Dzurova, D., & Pikhart, H. (2005). Down syndrome, paternal age and education: Comparison of California and the Czech Republic. *BMC Public Health, 5,* 69.

E

Eagly, A. H., & Carli, L. L. (2007). *Through the labyrinth: The truth about how women become leaders.* Boston, MA: Harvard Business School Press.
Eagly, A. H., Eastwick, P. W., & Johannesen-Schmidt, M. (2009). Possible selves in marital roles: The impact of the anticipated division of labor on mate preferences of women and men. *Personality and Social Psychology Bulletin, 35,* 403–414.
Eagly, A. H., & Wood, W. (2012). Social role theory. In P. A. M. Van Lange, A. W. Kruglanski, & E. T. Higgins (Eds.), *Handbook of theories of social psychology* (Vol. 2, pp. 458–476). Thousand Oaks, CA: Sage.
Eaker, E. D., Sullivan. L. M., Kelly-Hayes, M., D'Agostino, R. B., & Benjamin, E. J. (2004). Anger and hostility predict the development of atrial fibrillation in men in the Framingham Offspring Study. *Circulation, 109,* 1267–1271.
Eaker, E. D., Sullivan, L. M., Kelly-Hayes, M., D'Agostino, R. B., & Benjamin, E. J. (2007). Marital status, marital strain, and risk of coronary heart

disease or total mortality: The Framingham Offspring Study. *Psychosomatic Medicine, 69,* 509–513.

Early Head Start National Resource Center. (2011). *Early Head Start program fact sheet.* Retrieved from www.ehsnrc.org/AboutUs/ehs.htm

Eaton, D. K., Davis, K. S., Barrios, L., Brener, N. D., & Noonan, R. K. (2007). Associations of dating violence victimization with lifetime participation, cooccurrence, and early initiation of risk behaviors among U.S. high school students. *Journal of Interpersonal Violence, 22,* 585–602.

Eaves, L., Silberg, J., Foley, D., Bulik, C., Maes, H., & Erkanli, A. (2004). Genetic and environmental influences on the relative timing of pubertal change. *Twin Research, 7,* 471–481.

Ebeling, K. S., & Gelman, S. A. (1994). Children's use of context in interpreting "big" and "little." *Child Development, 65,* 1178–1192.

Ebner, N. C., Freund, A. M., & Baltes, P. B. (2006). Developmental changes in personal goal orientation from young to late adulthood: From striving for gains to maintenance and prevention of losses. *Psychology and Aging, 21,* 664–678.

Eccles, J. S., & Gootman, J. (Eds.). (2002). *Community programs to promote youth development.* Washington, DC: National Academy Press.

Eccles, J. S., Jacobs, J. E., & Harold, R. D. (1990). Gender-role stereotypes, expectancy effects, and parents' role in the socialization of gender differences in self-perceptions and skill acquisition. *Journal of Social Issues, 46,* 183–201.

Eccles, J. S., & Roeser, R. W. (2009). Schools, academic motivation, and stage–environment fit. In R. M. Lerner & L. Steinberg (Eds.), *Handbook of adolescent psychology* (Vol. 1, pp. 404–434). Hoboken, NJ: Wiley.

Eccles, J. S., Templeton, J., Barber, B., & Stone, M. (2003). Adolescence and emerging adulthood: The critical passageways to adulthood. In M. H. Bornstein, L. Davidson, C. L. M., Keyes, K. A. Moore, & the Center for Child Well-Being (Eds.), *Well-being: Positive development across the life course* (pp. 383–406). Mahwah, NJ: Erlbaum.

Eccles, J. S., Vida, M. N., & Barber, B. (2004). The relation of early adolescents' college plans and both academic ability and task-value beliefs to subsequent college enrollment. *Journal of Early Adolescence, 24,* 63–77.

Economic Policy Institute. (2010). *A broader, bolder approach to education.* Retrieved from www .boldapproach.org

Eder, R. A., & Mangelsdorf, S. C. (1997). The emotional basis of early personality development: Implications for the emergent self-concept. In R. Hogan, J. Johnson, & S. Briggs (Eds.), *Handbook of personality psychology* (pp. 209–240). San Diego, CA: Academic Press.

Edwards, B. A., O'Driscoll, D. M., Ali A., Jordan, A. S., Trinder, J., & Malhotra, A. (2010). Aging and sleep: Physiology and pathophysiology. *Seminars in Respiratory Critical Care Medicine, 31,* 618–633.

Edwards, O. W., & Oakland, T. D. (2006). Factorial invariance of Woodcock-Johnson III scores for African Americans and Caucasian Americans. *Journal of Psychoeducational Assessment, 24,* 358–366.

Efstathiou, N., & Clifford, C. (2011). The critical care nurse's role in end-of-life care: Issues and challenges. *Nursing in Critical Care, 16,* 116–123.

Egan, S. K., & Perry, D. G. (2001). Gender identity: A multidimensional analysis with implications for psychosocial adjustment. *Developmental Psychology, 37,* 451–463.

Eggebeen, D. J., Dew, J., & Knoester, C. (2010). Fatherhood and men's lives at middle age. *Journal of Family Issues, 31,* 113–130.

Eggebeen, D. J., & Sturgeon, S. (2006). Demography of the baby boomers. In S. K. Whitbourne & S. L. Willis (Eds.), *The baby boomers grow up: Contemporary perspectives on midlife* (pp. 3–21). Mahwah, NJ: Erlbaum.

Ehrensaft, M. K. (2009). Family and relationship predictors of psychological and physical aggression. In D. K. O'Leary & E. M. Woodin (Eds.), *Psychological and physical aggression in couples: Causes and interventions* (pp. 99–118). Washington, DC: American Psychological Association.

Ehrensaft, M. K., Moffitt, T. E., & Caspi, A. (2004). Clinically abusive relationships in an unselected birth cohort: Men's and women's participation and developmental antecedents. *Journal of Abnormal Psychology, 113,* 258–270.

Ehri, L. C., & Roberts, T. (2006). The roots of learning to read and write: Acquisition of letters and phonemic awareness. In D. K. Dikinson & S. B. Neuman (Eds.), *Handbook of early literacy research* (Vol. 2, pp. 113–131). New York: Guildford.

Eichstedt, J. A., Serbin, L. A., Poulin-Dubois, D., & Sen, M. G. (2002). Of bears and men: Infants' knowledge of conventional and metaphorical gender stereotypes. *Infant Behavior and Development, 25,* 296–310.

Einspieler, C., Marschik, P. B., & Prechtl, H. F. R. (2008). Human motor behavior: Prenatal origin and early postnatal development. *Zeitschrift für Psychologie, 216,* 147–153.

Einstein, G. O., McDaniel, M. A., & Scullin, M. K. (2012). Prospective memory and aging: Understanding the variability. In M. Naveh-Benjamin & N. Ohta (Eds.), *Memory and aging: Current issues and future directions* (pp. 153–179). New York: Psychology Press.

Eisenberg, N. (2003). Prosocial behavior, empathy, and sympathy. In M. H. Bornstein & L. Davidson (Eds.), *Well-being: Positive development across the life course* (pp. 253–265). Mahwah, NJ: Erlbaum.

Eisenberg, N. (2010). Empathy-related responding: Links with self-regulation, moral judgment, and moral behavior. In M. Mikulincer & P. R. Shaver (Eds.), *Prosocial motives, emotions, and behavior: The better angels of our nature* (pp. 129–148). Washington, DC: American Psychological Association.

Eisenberg, N., Eggum, N. D., & Edwards, A. (2010). Empathy-related responding and moral development. In W. F. Arsenio & E. A. Lemerise (Eds.), *Emotions, aggression, and morality in children* (pp. 115–135). Washington, DC: American Psychological Association.

Eisenberg, N., Fabes, R. A., Shepard, S. A., Murphy, B. C., Jones, S., & Guthrie, I. K. (1998). Contemporaneous and longitudinal prediction of children's sympathy from dispositional regulation and emotionality. *Developmental Psychology, 34,* 910–924.

Eisenberg, N., Fabes, R. A., & Spinrad, T. L. (2006). Prosocial development. In N. Eisenberg (Ed.), *Handbook of child psychology: Vol. 3. Social, emotional, and personality development* (6th ed., pp. 646–718). Hoboken, NJ: Wiley.

Eisenberg, N., Sadovsky, A., Spinrad, T. L., Fabes, R. A., Losoya, S., & Valiente, C. (2005a). The relations of problem behavior status to children's negative emotionality, effortful control, and impulsivity: Concurrent relations and prediction of change. *Developmental Psychology, 41,* 193–211.

Eisenberg, N., & Silver, R. C. (2011). Growing up in the shadow of terrorism. *American Psychologist, 66,* 468–481.

Eisenberg, N., Smith, C. L., Sadovsky, A., & Spinrad, T. L. (2004). Effortful control: Relations with emotion regulation, adjustment, and socialization in childhood. In R. Baumeister & K. D. Vohs (Eds.), *Handbook of self-regulation: Research, theory, and applications* (pp. 259–282). New York: Guilford.

Eisenberg, N., & Spinrad, T. L. (2004). Emotion-related regulation: Sharpening the definition. *Child Development, 75,* 334–339.

Eisenberg, N., Zhou, Q., Spinrad, T. L., Valiente, C., Fabes, R. A., & Liew, J. (2005b). Relations among positive parenting, children's effortful control, and externalizing problems: A three-wave longitudinal study. *Child Development, 76,* 1055–1071.

Ekman, P. (2003). *Emotions revealed.* New York: Times Books.

Ekman, P., & Friesen, W. (1972). Constants across culture in the face of emotion. *Journal of Personality and Social Psychology, 17,* 124–129.

Elavsky, S., & McAuley, E. (2007). Physical activity and mental health outcomes during menopause: A randomized controlled trial. *Annals of Behavioral Medicine, 33,* 132–142.

Elder, G. H., Jr., & Conger, R. (2000). *Children of the land: Adversity and success in rural America.* Chicago: University of Chicago Press.

Elder, G. H., Jr., Nguyen, T. V., & Caspi, A. (1985). Linking family hardship to children's lives. *Child Development, 56,* 361–375.

Elder, G. H., Jr., & Shanahan, M. J. (2006). The life course and human development. In R. M. Lerner (Ed.), *Handbook of child psychology: Vol. 1. Theoretical models of human development* (6th ed., pp. 665–715). Hoboken, NJ: Wiley.

Elfenbein, D. S., & Felice, M. E. (2003). Adolescent pregnancy. *Pediatric Clinics of North America, 50,* 781–800.

Eliakim, A., Friedland, O., Kowen, G., Wolach, B., & Nemet, D. (2004). Parental obesity and higher pre-intervention BMI reduce the likelihood of a multidisciplinary childhood obesity program to succeed: A clinical observation. *Journal of Pediatric Endocrinology and Metabolism, 17,* 1055–1061.

Elias, C. L., & Berk, L. E. (2002). Self-regulation in young children: Is there a role for sociodramatic play? *Early Childhood Research Quarterly, 17,* 1–17.

Elicker, J., Englund, M., & Sroufe, L. A. (1992). Predicting peer competence and peer relationships in childhood from early parent–child relationships. In R. D. Parke & G. W. Ladd (Eds.), *Family–peer relationships: Modes of linkage* (pp. 77–106). Hillsdale, NJ: Erlbaum.

Elkind, D. (1994). *A sympathetic understanding of the child: Birth to sixteen* (3rd ed.). Boston: Allyn and Bacon.

Elkind, D., & Bowen, R. (1979). Imaginary audience behavior in children and adolescents. *Developmental Psychology, 15,* 33–44.

Elliott, D. B., & Simmons, T. (2011, August). *Marital events of Americans: 2009. American Community Survey Reports, ACS-13.* Washington, DC: U.S. Census Bureau. Retrieved from www.census.gov/prod/2011pubs/acs-13.pdf

Elliott, J. G. (1999). School refusal: Issues of conceptualization, assessment, and treatment. *Journal of Child Psychology and Psychiatry and Allied Disciplines, 40,* 1001–1012.

Ellis, A. E., & Oakes, L. M. (2006). Infants flexibly use different dimensions to categorize objects. *Developmental Psychology, 42,* 1000–1011.

Ellis, B. J. (2004). Timing of pubertal maturation in girls: An integrated life history approach. *Psychological Bulletin, 130,* 920–958.

Ellis, B. J., & Essex, M. J. (2007). Family environments, adrenarche, and sexual maturation: A longitudinal test of a life history model. *Child Development, 78,* 1799–1817.

Ellis, L., & Bonin, S. L. (2003). Genetics and occupation-related preferences: Evidence from adoptive and non-adoptive families. *Personality and Individual Differences, 35,* 929–937.

Ellis, W. E., & Zarbatany, L. (2007). Explaining friendship formation and friendship stability:

The role of children's and friends' aggression and victimization. *Merrill-Palmer Quarterly, 53,* 79–104.
Elman, J. L. (2001). Connectionism and language acquisition. In M. Tomasello & E. Bates (Eds.), *Language development* (pp. 295–306). Oxford, UK: Blackwell.
Else-Quest, N. M., Hyde, J. S., Goldsmith, H. H., & Van Hulle, C. A. (2006). Gender differences in temperament: A meta-analysis. *Psychological Bulletin, 132,* 33–72.
El-Sheikh, M., Cummings, E. M., & Reiter, S. (1996). Preschoolers' responses to ongoing interadult conflict: The role of prior exposure to resolved versus unresolved arguments. *Journal of Abnormal Child Psychology, 24,* 665–679.
Eltzschig, H. K., Lieberman, E. S., & Camann, W. R. (2003). Regional anesthesia and analgesia for labor and delivery. *New England Journal of Medicine, 384,* 319–332.
Eluvathingal, T. J., Chugani, H. T., Behen, M. E., Juhasz, C., Muzik, O., Maqbook, M., et al. (2006). Abnormal brain connectivity in children after early severe socioemotional deprivation: A diffusion tensor imaging study. *Pediatrics, 117,* 2093–2100.
Elwert, F., & Christakis, N. A. (2006). Widowhood and race. *American Sociological Review, 71,* 16–41.
Emery, R. E., & Laumann-Billings, L. (1998). An overview of the nature, causes, and consequences of abusive family relationships: Toward differentiating maltreatment and violence. *American Psychologist, 53,* 121–135.
Emery, R. E., Sbarra, D., & Grover, T. (2005). Divorce mediation: Research and reflections. *Family Court Review, 43,* 22–37.
Emory, E. K., Schlackman, L. J., & Fiano, K. (1996). Drug–hormone interactions on neurobehavioral responses in human neonates. *Infant Behavior and Development, 19,* 213–220.
Englund, M. E., Egeland, B., & Collins, W. A. (2008). Exceptions to high school dropout predictions in a low-income sample: Do adults make a difference? *Journal of Social Issues, 64,* 77–93.
Ennemoser, M., & Schneider, W. (2007). Relations of television viewing and reading: Findings from a 4-year longitudinal study. *Journal of Educational Psychology, 99,* 349–368.
Entringer, S., Kumsta, R., Hellhammer, D. H., Wadhwa, P. D., & Wüst, S. (2009). Prenatal exposure to maternal psychosocial stress and HPA axis regulation in young adults. *Hormones and Behavior, 55,* 292–298.
Entwisle, D. R., Alexander, K. L., & Olson, L. S. (2005). First grade and educational attainment by age 22: A new story. *American Journal of Sociology, 110,* 1458–1502.
Epel, E. S., Linn, J., Wilhelm, F., Mendes, W., Adler, N., & Dolbier, C. (2006). Cell aging in relation to stress arousal and cardiovascular disease risk factors. *Psychoneuroendocrinology, 31,* 277–287.
Epel, E. S., Merkin, S. S., Cawthon, R., Blackburn, E. H., Adler, N. E., Pletcher, M. J., & Seeman, T. S. (2009). The rate of leukocyte telomere shortening predicts mortality from cardiovascular disease in elderly men: A novel demonstration. *Aging, 1,* 81–88.
Epstein, L. H., Roemmich, J. N., & Raynor, H. A. (2001). Behavioral therapy in the treatment of pediatric obesity. *Pediatric Clinics of North America, 48,* 981–983.
Erath, S. A., Bierman, K. L., & the Conduct Problems Prevention Research Group. (2006). Aggressive marital conflict, maternal harsh punishment, and child aggressive-disruptive behavior: Evidence for direct and mediate relations. *Journal of Family Psychology, 20,* 217–226.
Erdogan, B., Bauer, T. N., Truxillo, D. M., & Mansfield, L. R. (2012). Whistle while you work: A review of the life satisfaction literature. *Journal of Management, 38,* 1038–1083.
Erickson, K. I., Colcombe, S. J., Wadhwa, R., Bherer, L., Peterson, M. S., & Scalf, P. E. (2007). Training-induced plasticity in older adults: Effects of training on hemispheric asymmetry. *Neurobiology of Aging, 28,* 272–283.
Erickson, K. I., Raji, C. A., Lopez, O. L., Becker, J. T., Rosano, C., Newman, A. B., et al. (2010). Physical activity predicts gray matter volume in late adulthood: The Cardiovascular Health Study. *Neurology, 75,* 1415–1422.
Erikson, E. H. (1950). *Childhood and society.* New York: Norton.
Erikson, E. H. (1968). *Identity, youth, and crisis.* New York: Norton.
Erikson, E. H. (1998). *The life cycle completed. Extended version with new chapters on the ninth stage by Joan M. Erikson.* New York: Norton.
Ernst, M., Moolchan, E. T., & Robinson, M. L. (2001). Behavioral and neural consequences of prenatal exposure to nicotine. *Journal of the American Academy of Child and Adolescent Psychiatry, 40,* 630–641.
Ernst, M., & Spear, L. (2009). Reward systems. In M. de Haan & M. Gunnar (Eds.), *Handbook of developmental social neuroscience* (pp. 324–341). New York: Guilford.
Erol, R. Y., & Orth, U. (2011). Self-esteem development from age 14 to 30 years: A longitudinal study. *Journal of Personality and Social Psychology, 101,* 607–619.
Ertekin-Tanner, N. (2007). Genetics of Alzheimer's disease: A centennial review. *Neurologic Clinics, 25,* 611–667.
Ertel, K. A., Glymour, M. M., & Berkman, L. F. (2009). Social networks and health: A life course perspective integrating observational and experimental evidence. *Journal of Social and Personal Relationships, 26,* 73–92.
ESPAD (European School Project on Alcohol and Other Drugs). (2012). *Keyresult generator, 2011.* Retrieved from www.espad.org/en/Keyresult-Generator/
Espy, K. A., Fang, H., Johnson, C., Stopp, C., & Wiebe, S. A. (2011). Prenatal tobacco exposure: Developmental outcomes in the neonatal period. *Developmental Psychology, 47,* 153–156.
Espy, K. A., Molfese, V. J., & DiLalla, L. F. (2001). Effects of environmental measures on intelligence in young children: Growth curve modeling of longitudinal data. *Merrill-Palmer Quarterly, 47,* 42–73.
Esterberg, K. G., Moen, P., & Dempster-McClain, D. (1994). Transition to divorce: A life-course approach to women's marital duration and dissolution. *Sociological Quarterly, 35,* 289–307.
Estourgie-van Burk, G. F., Bartels, M., van Beijsterveldt, T. C., Delemarre-van de Waal, H. A., & Boomsma, D. I. (2006). Body size in five-year-old twins: Heritability and comparison to singleton standards. *Twin Research and Human Genetics, 9,* 646–655.
Ethier, K. A., Kershaw, T., Niccolai, L., Lewis, J. B., & Ickovics, J. R. (2003). Adolescent women underestimate their susceptibility to sexually transmitted infections. *Sexually Transmitted Infections, 79,* 408–411.
Etnier, J. L., & Labban, J. D. (2012). Physical activity and cognitive function: Theoretical bases, mechanisms, and moderators. In E. O. Acebedo (Ed.), *Oxford Handbook of exercise psychology* (pp. 76–96). New York: Oxford University Press.
Evanoo, G. (2007). Infant crying: A clinical conundrum. *Journal of Pediatric Health Care, 21,* 333–338.
Evans, A. M. (2008). Growing pains: Contemporary knowledge and recommended practice. *Journal of Foot and Ankle Research, 1,* 4.
Evans, E., Hawton, K., & Rodham, K. (2004). Factors associated with suicidal phenomena in adolescents: A systematic review of population-based studies. *Clinical Psychology Review, 24,* 957–979.
Evans, G. W., & Schamberg, M A. (2009). Childhood poverty, chronic stress, and adult working memory. *Proceedings of the National Academy of Sciences, 106,* 6545–6549.
Evans, N., & Levinson, S. C. (2009). The myth of language universals: Language diversity and its importance for cognitive science. *Behavioral and Brain Sciences, 32,* 429–492.
Even-Zohar, A. (2011). Intergenerational solidarity between adult grandchildren and their grandparents with different levels of functional ability. *Journal of Intergenerational Relationships, 9,* 128–145.
Evert, J., Lawler, E., Bogan, H., & Perls, T. (2003). Morbidity profiles of centenarians: Survivors, delayers, and escapers. *Journal of Gerontology, 58A,* 232–237.
Ewald, P. W., & Ewald, H. A. S. (2012). Infection, mutation, and cancer evolution. *Journal of Molecular Medicine, 90,* 535–541.

F

Fabes, R. A., Eisenberg, N., Hanish, L. D., & Spinrad, T. L. (2001). Preschoolers' spontaneous emotion vocabulary: Relations to likeability. *Early Education and Development, 12,* 11–27.
Fabes, R. A., Eisenberg, N., McCormick, S. E., & Wilson, M. S. (1988). Preschoolers' attributions of the situational determinants of others' naturally occurring emotions. *Developmental Psychology, 24,* 376–385.
Fabes, R. A., Martin, C. L., & Hanish, L. D. (2003). Young children's play qualities in same-, other-, and mixed-sex peer groups. *Child Development, 74,* 921–932.
Fabiani, M. (2012). It was the best of times, it was the worst of times: A psychophysiologist's view of cognitive aging. *Psychophysiology, 49,* 283–304.
Fagan, J. F., III. (1973). Infants' delayed recognition memory and forgetting. *Journal of Experimental Child Psychology, 16,* 424–450.
Fagan, J. F., Holland, C. R., & Wheeler, K. (2007). The prediction, from infancy, of adult IQ and achievement. *Intelligence, 35,* 225–231.
Fagard, J., & Pezé, A. (1997). Age changes in interlimb coupling and the development of bimanual coordination. *Journal of Motor Behavior, 29,* 199–208.
Fagard, J., Spelke, E., & von Hofsten, C. (2009). Reaching and grasping a moving object in 6-, 8-, and 10-month-old infants: Laterality and performance. *Infant Behavior and Development, 32,* 137–146.
Fagot, B. I. (1985). Changes in thinking about early sex role development. *Developmental Review, 5,* 83–98.
Fagot, B. I., & Hagan, R. I. (1991). Observations of parent reactions to sex-stereotyped behaviors: Age and sex effects. *Child Development, 62,* 617–628.
Fagot, B. I., & Leinbach, M. D. (1989). The young child's gender schema: Environmental input, internal organization. *Child Development, 60,* 663–672.
Fagundes, C. P., Bennett, J. M., Derry, H. M., & Kiecolt-Glaser, J. K. (2011). Relationships and inflammation across the lifespan: Social developmental pathways to disease. *Social and Personality Psychology Compass, 5,* 891–903.
Fahrmeier, E. D. (1978). The development of concrete operations among the Hausa. *Journal of Cross-Cultural Psychology, 9,* 23–44.
Fairburn, C. G., & Harrison, P. J. (2003). Eating disorders. *Lancet, 361,* 407–416.
Faircloth, B. S., & Hamm, J. V. (2005). Sense of belonging among high school students representing four ethnic groups. *Journal of Youth and Adolescence, 34,* 293–309.
Falagas, M. E., & Zarkadoulia, E. (2008). Factors associated with suboptimal compliance to vaccinations in children in developed countries: A systematic review. *Current Medical Research and Opinion, 24,* 1719–1741.

Falbo, T. (1992). Social norms and the one-child family: Clinical and policy implications. In F. Boer & J. Dunn (Eds.), *Children's sibling relationships* (pp. 71–82). Hillsdale, NJ: Erlbaum.

Falbo, T., & Poston, D. L., Jr. (1993). The academic, personality, and physical outcomes of only children in China. *Child Development, 64,* 18–35.

Falbo, T., Poston, D. L., Jr., Triscari, R. S., & Zhang, X. (1997). Self-enhancing illusions among Chinese schoolchildren. *Journal of Cross-Cultural Psychology, 28,* 172–191.

Falk, D. (2005). Brain lateralization in primates and its evolution in hominids. *American Journal of Physical Anthropology, 30,* 107–125.

Family Caregiver Alliance. (2009). *Fact sheet: Selected caregiver statistics.* Retrieved from www.caregiver.org/caregiver/jsp/content_node.jsp?nodeid=439

Fanslow, C. A. (1981). Death: A natural facet of the life continuum. In D. Krieger (Ed.), *Foundations for holistic health nursing practices: The renaissance nurse* (pp. 249–272). Philadelphia: Lippincott.

Fantz, R. L. (1961, May). The origin of form perception. *Scientific American, 204*(5), 66–72.

Farah, M. J., Shera, D. M., Savage, J. H., Betancourt, L., Giannetta, J. M., Brodsky, N. L., et al. (2006). Childhood poverty: Specific associations with neurocognitive development. *Brain Research, 110,* 166–174.

Faraone, S. V. (2008). Statistical and molecular genetic approaches to developmental psychopathology: The pathway forward. In J. J. Hudziak (Ed.), *Developmental psychology and wellness: Genetic and environmental influences* (pp. 245–265). Washington, DC: American Psychiatric Publishing.

Faraone, S. V., & Mick, E. (2010). Molecular genetics of attention deficit hyperactivity disorder. *Psychiatric Clinics of North America, 33,* 159–180.

Farmer, T. W., Irvin, M. J., Leung, M.-C., Hall, C. M., Hutchins, B. C., & McDonough, E. (2010). Social preference, social prominence, and group membership in late elementary school: Homophilic concentration and peer affiliation configurations. *Social Psychology of Education, 13,* 271–293.

Farr, R. J., Forssell, S. L., & Patterson, C. J. (2010). Parenting and child development in adoptive families: Does parental sexual orientation matter? *Applied Developmental Science, 14,* 164–178.

Farrant, K., & Reese, E. (2000). Maternal style and children's participation in reminiscing: Stepping stones in children's autobiological memory development. *Journal of Cognition and Development, 1,* 193–225.

Farrington, D. P. (2004). Conduct disorder, aggression, and delinquency. In R. M. Lerner & L. Steinberg (Eds.), *Handbook of adolescent psychology* (2nd ed., pp. 627–664). New York: Wiley.

Farrington, D. P. (2009). Conduct disorder, aggression and delinquency. In R. M. Lerner & L. Steinberg (Eds.), *Handbook of adolescent psychology: Vol. 1. Individual bases of adolescent development* (3rd ed., pp. 683–722). Hoboken, NJ: Wiley.

Farroni, T., Csibra, G., Simion, F., & Johnson, M. H. (2002). Eye contact detection in humans from birth. *Proceedings of the National Academy of Sciences, 99,* 9602–9605.

Farroni, T., Massaccesi, S., Menon, E., & Johnson, M. H. (2007). Direct gaze modulates face recognition in young infants. *Cognition, 102,* 396–404.

Farver, J. M., & Branstetter, W. H. (1994). Preschoolers' prosocial responses to their peers' distress. *Developmental Psychology, 30,* 334–341.

Farver, J. M., Kim, Y. K., & Lee, Y. (1995). Cultural differences in Korean-and Anglo-American preschoolers' social interaction and play behaviors. *Child Development, 66,* 1088–1099.

Farver, J. M., & Wimbarti, S. (1995). Indonesian toddlers' social play with their mothers and older siblings. *Child Development, 66,* 1493–1503.

Fashola, O. S., & Slavin, R. E. (1998). Effective dropout prevention and college attendance programs for students placed at risk. *Journal of Education for Students Placed at Risk, 3,* 159–183.

Fasolo, M., Majorano, M., & D'Odorico, L. (2008). Babbling and first words in children with slow expressive development. *Clinical Linguistics and Phonetics, 22,* 83–94.

Fattibene, P., Mazzei, F., Nuccetelli, C., & Risica, S. (1999). Prenatal exposure to ionizing radiation: Sources, effects, and regulatory aspects. *Acta Paediatrica, 88,* 693–702.

Faulkner, J. A., Larkin, L. M., Claflin, D. R., & Brooks, S. V. (2007). Age-related changes in the structure and function of skeletal muscles. *Clinical and Experimental Pharmacology and Physiology, 34,* 1091–1096.

Fearon, R. P., Bakermans-Kranenburg, M. J., Lapsley, A., & Roisman, G. I. (2010). The significance of insecure attachment and disorganization in the development of children's externalizing behavior: A meta-analytic study. *Child Development, 81,* 435–456.

Federal Interagency Forum on Aging Related Statistics. (2012). *Older Americans: Key indicators of well-being.* Washington, DC: U.S. Government Printing Office.

Federal Interagency Forum on Child and Family Statistics. (2011). *America's children: Key national indicators of well-being, 2011.* Retrieved from www.childstats.gov

Federico, M. J., & Liu, A. H. (2003). Overcoming childhood asthma disparities of the inner-city poor. *Pediatric Clinics of North America, 50,* 655–675.

Feeney, J. A. (1998). Adult attachment and relationship-centered anxiety: Responses to physical and emotional distancing. In J. A. Simpson & W. S. Rholes (Eds.), *Attachment theory and close relationships* (pp. 189–218). New York: Guilford.

Feeney, J. A. (1999). Adult romantic attachment and couple relationships. In J. Cassidy & P. R. Shaver (Eds.), *Handbook of attachment* (pp. 355–377). New York: Guilford.

Feeney, J. A., Hohaus, L., Noller, P., & Alexander, R. P. (2001). *Becoming parents: Exploring the bonds between mothers, fathers, and their infants.* New York: Cambridge University Press.

Fehr, B. (1994). Prototype based assessment of laypeoples' views of love. *Personal Relationships, 1,* 309–331.

Feigelman, W., & Gorman, B. S. (2008). Assessing the effects of peer suicide on youth suicide. *Suicide and Life-Threatening Behavior, 38,* 181–194.

Feinberg, M. E., McHale, S. M., Crouter, A. C., & Cumsille, P. (2003). Sibling differentiation: Sibling and parent relationship trajectories in adolescence. *Child Development, 74,* 1261–1274.

Feinsilver, S. H. (2003). Sleep in the elderly: What is normal? *Clinical Geriatric Medicine, 19,* 177–188.

Feldkámper, M., & Schaeffel, F. (2003). Interactions of genes and environment in myopia. *Developmental Ophthalmology, 37,* 34–49.

Feldman, A. F., & Matjasko, J. L. (2007). Profiles and portfolios of adolescent school-based extracurricular activity participation. *Journal of Adolescence, 30,* 313–332.

Feldman, D. C., & Beehr, T. A. (2011). A three-phase model of retirement decision making. *American Psychologist, 66,* 193–203.

Feldman, D. C., & Vogel, R. M. (2009). The aging process and person–environment fit. In S. G. Baugh & S. E. Sullivan (Eds.), *Research in careers* (pp. 1–25). Charlotte, NC: Information Age Press.

Feldman, D. H. (2004). Child prodigies: A distinctive form of giftedness. In R. J. Sternberg (Ed.), *Definitions and conceptions of giftedness* (pp. 133–144). Thousand Oaks, CA: Corwin Press.

Feldman, P. J., & Steptoe, A. (2004). How neighborhoods and physical functioning are related: The roles of neighborhood socioeconomic status, perceived neighborhood strain, and individual health risk factors. *Annals of Behavioral Medicine, 27,* 91–99.

Feldman, R. (2003). Infant–mother and infant–father synchrony: The coregulation of positive arousal. *Infant Mental Health Journal, 24,* 1–23.

Feldman, R. (2006). From biological rhythms to social rhythms: Physiological precursors of mother–infant synchrony. *Developmental Psychology, 42,* 175–188.

Feldman, R. (2007). Maternal versus child risk and the development of parent–child and family relationships in five high-risk populations. *Development and Psychopathology, 19,* 293–312.

Feldman, R., Eidelman, A. I., & Rotenberg, N. (2004). Parenting stress, infant emotion regulation, maternal sensitivity, and the cognitive development of triplets: A model for parent and child influences in a unique ecology. *Child Development, 75,* 1774–1791.

Feldman, R., Gordon, I., Schneiderman, I., Weisman, O., & Zagoory-Sharon, O. (2010). Natural variations in maternal and paternal care are associated with systematic changes in oxytocin following parent–infant contact. *Psychoneuroendocrinology, 35,* 1133–1141.

Feldman, R., Granat, A., Pariente, C., Kanety, H., Kuint, J., & Gilboa-Schechtman, E. (2009). Maternal depression and anxiety across the postpartum year and infant social engagement, fear regulation, and stress reactivity. *Journal of the American Academy of Child and Adolescent Psychiatry, 48,* 919–927.

Feldman, R., Greenbaum, C. W., & Yirmiya, N. (1999). Mother–infant affect synchrony as an antecedent of the emergence of self-control. *Developmental Psychology, 35,* 223–231.

Feldman, R., & Klein, P. S. (2003). Toddlers' self-regulated compliance to mothers, caregivers, and fathers: Implications for theories of socialization. *Developmental Psychology, 39,* 680–692.

Feldman, R., Sussman, A. L., & Zigler, E. (2004). Parental leave and work adaptation at the transition to parenthood: Individual, marital, and social correlates. *Applied Developmental Psychology, 25,* 459–479.

Feldman, R. S. (2005). *Improving the first year of college: Research and practice.* Mahwah, NJ: Erlbaum.

Felner, R. D., Favazza, A., Shim, M., Brand, S., Gu, K., & Noonan, N. (2002). Whole school improvement and restructuring as prevention and promotion: Lessons from STEP and the Project on High Performance Learning Communities. *Journal of School Psychology, 39,* 177–202.

Felsman, D. E., & Blustein, D. L. (1999). The role of peer relatedness in late adolescent career development. *Journal of Vocational Behavior, 54,* 279–295.

Feng, Q. (2005). Postnatal consequences of prenatal cocaine exposure and myocardial apoptosis: Does cocaine in utero imperil the adult heart? *British Journal of Pharmacology, 144,* 887–888.

Fenson, L., Dale, P. S., Reznick, J. S., Bates, E., Thal, D. J., & Pethick, S. J. (1994). Variability in early communicative development. *Monographs of the Society for Research in Child Development, 59*(5, Serial No. 242).

Feret, A., Steinweg, S., Griffin, H. C., & Glover, S. (2007). Macular degeneration: Types, causes, and possible interventions. *Geriatric Nursing, 28,* 387–392.

Ferguson, L. R. (2010). Meat and cancer. *Meat Science, 84,* 308–313.

Ferguson, T. J., Stegge, H., & Damhuis, I. (1991). Children's understanding of guilt and shame. *Child Development, 62,* 827–839.

Fergusson, D. M., & Woodward, L. J. (1999). Breastfeeding and later psychosocial adjustment. *Paediatric and Perinatal Epidemiology, 13,* 144–157.

Fernald, A., & Morikawa, H. (1993). Common themes and cultural variations in Japanese and American

mothers' speech to infants. *Child Development, 64,* 637–656.
Fernald, A., Perfors, A., & Marchman, V. A. (2006). Picking up speed in understanding: Speech processing efficiency and vocabulary growth across the 2nd year. *Developmental Psychology, 42,* 98–116.
Fernald, A., Taeschner, T., Dunn, J., Papousek, M., Boyssen-Bardies, B., & Fukui, I. (1989). A cross-language study of prosodic modifications in mothers' and fathers' speech to preverbal infants. *Journal of Child Language, 16,* 477–502.
Fernald, L. C., & Grantham-McGregor, S. M. (1998). Stress response in school-age children who have been growth-retarded since early childhood. *American Journal of Clinical Nutrition, 68,* 691–698.
Ferrari, P. F., & Coudé, G. (2011). Mirror neurons and imitation from a developmental and evolutionary perspective. In A. Vilain, C. Abry, J.-L. Schwartz, & J. Vauclair (Eds.), *Primate communication and human language* (pp. 121–138). Amsterdam, Netherlands: John Benjamins.
Ferrari, P. F., Visalberghi E., Paukner A., Fogassi L., Ruggiero A., Suomi, S. (2006). Neonatal imitation in rhesus macaques. *PLoS Biology, 4,* e302.
Ferry, A. L., Hespos, S. J., & Waxman, S. R. (2010). Categorization in 3- and 4-month-old infants: An advantage of words over tones. *Child Development, 81,* 472–479.
Ficca, G., Fagioli, I., Giganti, F., & Salzarulo, P. (1999). Spontaneous awakenings from sleep in the first year of life. *Early Human Development, 55,* 219–228.
Fickling, D. (2004). A happy ending? *Lancet, 364,* 831–832.
Field, D. (1997). "Looking back, what period of your life brought you the most satisfaction?" *International Journal of Aging and Human Development, 45,* 169–194.
Field, D. (1999). Stability of older women's friendships: A commentary on Roberto. *International Journal of Aging and Human Development, 48,* 81–83.
Field, D., & Millsap, R. E. (1991). Personality in advanced old age: Continuity or change? *Journal of Gerontology, 46,* 299–308.
Field, T. (1998). Massage therapy effects. *American Psychologist, 53,* 1270–1281.
Field, T. (2001). Massage therapy facilitates weight gain in preterm infants. *Current Directions in Psychological Science, 10,* 51–54.
Field, T. (2011). Prenatal depression effects on early development: A review. *Infant Behavior and Development, 34,* 1–14.
Field, T., Hernandez-Reif, M., Feijo, L., & Freedman, J. (2006). Prenatal, perinatal and neonatal stimulation: A survey of neonatal nurseries. *Infant Behavior and Development, 29,* 24–31.
Field, T., Hernandez-Reif, M., & Freedman, J. (2004). Stimulation programs for preterm infants. *Social Policy Report of the Society for Research in Child Development, 18*(1).
Fiese, B. H., Foley, K. P., & Spagnola, M. (2006). Routine and ritual elements in family mealtimes: Contexts for child well-being and family identity. *New Directions for Child and Adolescent Development, 111,* 67–90.
Fiese, B. H., & Schwartz, M. (2008). Reclaiming the family table: Mealtimes and child health and well-being. *Social Policy Report of the Society for Research in Child Development, 22*(4), 3–18.
Fiese, B. H., & Winter, M. A. (2010). The dynamics of family chaos and its relation to children's socioemotional well-being. In G. W. Evans & T. D. Wachs (Eds.), *Chaos and its influence on children's development: An ecological perspective* (pp. 49–66). Washington, DC: American Psychological Association.
Fifer, W. P., Byrd, D. L., Kaku, M., Eigsti, I. M., Isler, J. R., Grose-Fifer, J., et al. (2010). Newborn infants learn during sleep. *Proceedings of the National Academy of Sciences, 107,* 10320–10323.
Figner, B., Mackinlay, R. J., Wilkening, F., & Weber, E. U. (2009). Affective and deliberative processes in risky choice: Age differences in risk taking in the Columbia Card Task. *Journal of Experimental Psychology: Learning, Memory, and Cognition, 35,* 709–770.
Fincham, F. D., & Bradbury, T. N. (2004). Marital satisfaction, depression, and attributions: A longitudinal analysis. In R. M. Kowalski & M. R. Leary (Eds.), *The interface of social and clinical psychology: Key readings* (pp. 129–146). New York: Psychology Press.
Finchum, T., & Weber, J. A. (2000). Applying continuity theory to elder adult friendships. *Journal of Aging and Identity, 5,* 159–168.
Findlay, L. C., & Coplan, R. J. (2008). Come out and play: Shyness in childhood and the benefits of organized sports participation. *Canadian Journal of Behavioural Science, 40,* 153–161.
Fine, M. A., Ganong, L. H., & Demo, D. H. (2010). Divorce: A risk and resilience perspective. In S. J. Price, C. A. Price, & P. C. McKenry (Eds.), *Families and change: Coping with stressful events and transitions* (pp. 211–234). Thousand Oaks, CA: Sage.
Finger, B., Hans, S. L., Bernstein, V. J., & Cox, S. M. (2009). Parent relationship quality and infant–mother attachment. *Attachment and Human Development, 11,* 285–306.
Fingerman, K. L. (1998). The good, the bad, and the worrisome: Emotional complexities in grandparents' experiences with individual grandchildren. *Family Relations, 47,* 403–414.
Fingerman, K. L. (2003). *Mothers and their adult daughters: Mixed emotions, enduring bonds.* Amherst, NY: Prometheus Books.
Fingerman, K. L. (2004). The role of offspring and in-laws in grandparents' ties to their grandchildren. *Journal of Family Issues, 25,* 1026–1049.
Fingerman, K. L., & Birditt, K. S. (2003). Do we get better at picking our battles? Age group differences in descriptions of behavioral reactions to interpersonal tensions. *Journal of Gerontology, 60B,* P121–P128.
Fingerman, K. L., & Birditt, K. S. (2011). Relationships between adults and their aging parents. In K. W. Schaie & S. L. Willis (Eds.), *Handbook of the psychology of aging* (pp. 219–232). San Diego, CA: Academic Press.
Fingerman, K. L., Chen, P.-C., Hay, E., Cichy, K. E., & Lefkowitz, E. S. (2006). Ambivalent reactions in the parent and offspring relationship. *Journal of Gerontology, 61B,* P152–P160.
Fingerman, K. L., Cheng, Y.-P., Birditt, K., & Zarit, S. (2012a). Only as happy as the least happy child: Multiple grown children's problems and successes and middle-aged parents' well-being. *Journal of Gerontology, 67B,* 184–193.
Fingerman, K. L., Cheng, Y-P., Tighe, L., Birditt, K. S., & Zarit, S. (2012a). Relationships between young adults and their parents. In A. Booth, S. L. Brown, N. S. Landale, W. D. Manning, & S. M. McHale (Eds.), *Early adulthood in a family context* (pp. 59–85). New York: Springer.
Fingerman, K. L., Cheng, Y-P., Wesselmann, D., Zarit, S., Furstenberg, F., & Birditt, K. S. (2012b). Helicopter parents and landing pad kids: Intense parental support of grown children. *Journal of Marriage and Family, 74,* 880–896.
Fingerman, K. L., Gilligan, M., VanderDrift, L., & Pitzer, L. (2012b). In-law relationships before and after marriage: Husbands, wives, and their mothers-in-law. *Research in Human Development, 9,* 106–125.
Fingerman, K. L., Hay, E. L., & Birditt, K. S. (2004). The best of ties, the worst of ties: Close, problematic, and ambivalent social relationships. *Journal of Marriage and Family, 66,* 792–808.
Fingerman, K. L., Hay, E. L., Dush, C. M. K., Cichy, K. E., & Hosterman, S. J. (2007). Parents' and offspring's perceptions of change and continuity when parents experience the transition to old age. *Advances in Life Course Research, 12,* 275–305.
Fingerman, K. L., Miller, L., Birditt, K., & Zarit, S. (2009). Giving to the good and the needy: Parental support of grown children. *Journal of Marriage and Family, 71,* 1220–1233.
Fingerman, K. L., Pitzer, L. M., Chan, W., Birditt, K., Franks, M. M., & Zarit, S. (2011a). Who gets what and why? Help middle-aged adults provide to parents and grown children. *Journal of Gerontology, 66B,* 87–98.
Fingerman, K. L., Pitzer, L., Lefkowitz, E. S., Birditt, K. S., & Mroczek, D. (2008). Ambivalent relationship qualities between adults and their parents: Implications for both parties' well-being. *Journal of Gerontology, 63B,* P362–P371.
Fingerman, K. L., VanderDrift, L. E., Dotterer, A. M., Birditt, K. S., & Zarit, S. H. (2011b). Support to aging parents and grown children in black and white families. *Gerontologist, 51,* 441–452.
Finkel, D., Reynolds, C. A., McArdle, J. J., & Pedersen, N. L. (2007). Age changes in processing speed as a leading indicator of cognitive aging. *Psychology and Aging, 22,* 558–568.
Finkel, E. J., Eastwick, P. W., Karney, B. R., Reis, H. T., & Sprecher, S. (2012). Online dating: A critical analysis from the perspective of psychological science. *Psychological Science in the Public Interest, 13,* 3–66.
Finkelhor, D. (2009). The prevention of childhood sexual abuse. *Future of Children, 19,* 169–194.
Finkelstein, E. A., Trogdon, J. G., Cohen, J. W., & Dietz, W. (2009). Annual medical spending attributable to obesity: Payer- and service-specific estimates. *Health Affairs, 28,* w822–w831.
Finn, J. D., Gerber, S. B., & Boyd-Zaharias, J. (2005). Small classes in the early grades, academic achievement, and graduating from high school. *Journal of Educational Psychology, 97,* 214–233.
Finucane, M. L., Mertz, C. K., Slovic, P., & Schmidt, E. S. (2005). Task complexity and older adults' decision-making competence. *Psychology and Aging, 20,* 71–84.
Fiori, K. L., Antonucci, T., & Cortina, K. S. (2006). Social network typologies and mental health among older adults. *Journal of Gerontology, 61B,* 25–32.
Fiori, K. L., Smith, J., & Antonucci, T. C. (2007). Social network types among older adults: A multidimensional approach. *Journal of Gerontology, 62B,* P322–P330.
Fischer, K. W., & Bidell, T. (1991). Constraining nativist inferences about cognitive capacities. In S. Carey & R. Gelman (Eds.), *The epigenesis of mind: Essays on biology and cognition* (pp. 199–235). Hillsdale, NJ: Erlbaum.
Fischer, K. W., & Bidell, T. R. (2006). Dynamic development of action and thought. In R. M. Lerner (Ed.), *Handbook of child psychology: Vol. 1. Theoretical models of human development* (6th ed., pp. 313–399). Hoboken, NJ: Wiley.
Fischman, M. G., Moore, J. B., & Steele, K. H. (1992). Children's one-hand catching as a function of age, gender, and ball location. *Research Quarterly for Exercise and Sport, 63,* 349–355.
Fish, M. (2004). Attachment in infancy and preschool in low socioeconomic status rural Appalachian children: Stability and change and relations to preschool and kindergarten competence. *Development and Psychopathology, 16,* 293–312.
Fisher, C. B. (1993, Winter). Integrating science and ethics in research with high-risk children and youth. *Social Policy Report of the Society for Research in Child Development, 7*(4), 1–27.
Fisher, C. B. (2005). Deception research involving children: Ethical practices and paradoxes. *Ethics and Behavior, 15,* 271–287.
Fisher, J. O., Rolls, B. J., & Birch, L. L. (2003). Children's bite size and intake of an entrée are greater with large portions than with age-appropriate or self-

selected portions. *American Journal of Clinical Nutrition, 77,* 1164–1170.
Fisher, S. E., Francks, C., McCracken, J. T., McGough, J. J., Marlow, A. J., & MacPhie, I. L. (2002). A genomewide scan for loci involved in attention-deficit/hyperactivity disorder. *American Journal of Human Genetics, 70,* 1183–1196.
Fisher, S. K., Easterly, S., & Lazear, K. J. (2008). Lesbian, gay, bisexual and transgender families and their children. In T. P. Gullotta & G. M. Blau (Eds.), *Family influences on child behavior and development: Evidence-based prevention and treatment approaches* (pp. 187–208). New York: Routledge.
Fitzpatrick, J., & Sollie, D. L. (1999). Influence of individual and interpersonal factors on satisfaction and stability in romantic relationships. *Personal Relationships, 6,* 337–350.
Fivaz-Depeursinge, E., & Corboz-Warnery, A. (1999). *The primary triangle: A developmental systems view of mothers, fathers, and infants.* New York: Basic Books.
Fivush, R. (2001). Owning experience: Developing subjective perspective in autobiographical narratives. In C. Moore & K. Lemmon (Eds.), *The self in time: Developmental perspectives* (pp. 35–52). Mahwah, NJ: Erlbaum.
Fivush, R. (2009). Sociocultural perspectives on autobiographical memory. In M. L. Courage & N. Cowan (Eds.), *The development of memory in infancy and childhood* (pp. 283–301). Hove, UK: Psychology Press.
Fivush, R., & Haden, C. A. (2005). Parent–child reminiscing and the construction of a subjective self. In B. D. Homer & C. S. Tamis-LeMonda (Eds.), *The development of social cognition and communication* (pp. 315–336). Mahwah, NJ: Erlbaum.
Fivush, R., & Reese, E. (2002). Reminiscing and relating: The development of parent–child talk about the past. In J. D. Webster & B. K. Haight (Eds.), *Critical advances in reminiscence work: From theory to application* (pp. 109–122). New York: Springer.
Fivush, R., & Wang, Q. (2005). Emotion talk in mother–child conversations of the shared past: The effects of culture, gender, and event valence. *Journal of Cognition and Development, 6,* 489–506.
Flanagan, C. A., Stout, M., & Gallay, L. S. (2008). It's my body and none of your business: Developmental changes in adolescents' perceptions of rights concerning health. *Journal of Social Issues, 64,* 815–834.
Flanagan, C. A., & Tucker, C. J. (1999). Adolescents' explanations for political issues: Concordance with their views of self and society. *Developmental Psychology, 35,* 1198–1209.
Flannery, D. J., Hussey, D. L., Biebelhausen, L., & Wester, K. L. (2003). Crime, delinquency, and youth gangs. In G. R. Adams & M. D. Berzonsky (Eds.), *Blackwell handbook of adolescence* (pp. 502–522). Malden, MA: Blackwell.
Flannery, K. A., & Liederman, J. (1995). Is there really a syndrome involving the co-occurrence of neurodevelopmental disorder, talent, non–right handedness and immune disorder among children? *Cortex, 31,* 503–515.
Flavell, J. H., Flavell, E. R., & Green, F. L. (2001). Development of children's understanding of connections between thinking and feeling. *Psychological Science, 12,* 430–432.
Flavell, J. H., Green, F. L., & Flavell, E. R. (1987). Development of knowledge about the appearance–reality distinction. *Monographs of the Society for Research in Child Development, 51*(1, Serial No. 212).
Flavell, J. H., Green, F. L., & Flavell, E. R. (1993). Children's understanding of the stream of consciousness. *Child Development, 64,* 387–398.
Flavell, J. H., Green, F. L., & Flavell, E. R. (1995). Young children's knowledge about thinking. *Monographs of the Society for Research in Child Development, 60*(1, Serial No. 243).
Flavell, J. H., Green, F. L., & Flavell, E. R. (2000). Development of children's awareness of their own thoughts. *Journal of Cognition and Development, 1,* 97–112.
Flegal, K. M., Carroll, M. D., Kit, B. K., & Ogden, C. L. (2012). Prevalence of obesity and trends in the distribution of body mass index among U.S. adults, 1999–2010. *Journal of the American Medical Association, 307,* 491–497.
Flegal, K. M., Graubard, B. I., Williamson, D. F., & Gail, M. H. (2007). Cause-specific excess deaths associated with underweight, overweight, and obesity. *Journal of the American Medical Association, 299,* 1260–1261.
Fleischman, D. A., Wilson, R. S., Gabrieli, J. D. E., Bienias, J. L., & Bennett, D. A. (2004). A longitudinal study of implicit and explicit memory in old persons. *Psychology and Aging, 19,* 617–625.
Fleming, J. I. (2000). Death, dying, and euthanasia: Australia versus the Northern Territory. *Issues in Law and Medicine, 15,* 291–305.
Fletcher, A. C., Nickerson, P., & Wright, K. L. (2003). Structured leisure activities in middle childhood: Links to well-being. *Journal of Community Psychology, 31,* 641–659.
Floccia, C., Christophe, A., & Bertoncini, J. (1997). High-amplitude sucking and newborns: The quest for underlying mechanisms. *Journal of Experimental Child Psychology, 64,* 175–198.
Flom, R., & Bahrick, L. E. (2010). The effects of intersensory redundancy on attention and memory: Infants' long-term memory for orientation in audiovisual events. *Developmental Psychology, 46,* 428–436.
Flom, R., & Pick, A. D. (2003). Verbal encouragement and joint attention in 18-month-old infants. *Infant Behavior and Development, 26,* 121–134.
Flood, D. G., & Coleman, P. D. (1988). Cell type heterogeneity of changes in dendritic extent in the hippocampal region of the human brain in normal aging and in Alzheimer's disease. In T. L. Petit & G. O. Ivy (Ed.), *Neural plasticity: A lifespan approach* (pp. 265–281). New York: Alan R. Liss.
Florian, V., & Kravetz, S. (1985). Children's concepts of death: A cross-cultural comparison among Muslims, Druze, Christians, and Jews in Israel. *Journal of Cross-Cultural Psychology, 16,* 174–179.
Florian, V., & Mikulincer, M. (1998). Symbolic immortality and the management of the terror of death: The moderating role of attachment style. *Journal of Personality and Social Psychology, 74,* 725–734.
Florsheim, P., & Smith, A. (2005). Expectant adolescent couples' relations and subsequent parenting behavior. *Infant Mental Health Journal, 26,* 533–548.
Flynn, E. (2006). A microgenetic investigation of stability and continuity in theory of mind development. *British Journal of Developmental Psychology, 24,* 631–654.
Flynn, J. R. (2007). *What is intelligence? Beyond the Flynn effect.* New York: Cambridge University Press.
Flynn, J. R. (2011). Secular changes in intelligence. In R. J. Sternberg & S. B. Kaufman (Eds.), *Cambridge handbook of intelligence* (pp. 647–665). New York: Cambridge University Press.
Foehr, U. G. (2006). *Media multitasking among American youth: Prevalence, predictors, and pairings.* Menlo Park. CA: Kaiser Family Foundation.
Foerde, K., Knowlton, B. J., & Poldrack, R. A. (2006). Modulation of competing memory systems by distraction. *Proceedings of the National Academy of Sciences, 103,* 11778–11783.
Fogel, A. (1993). *Developing through relationships: Origins of communication, self and culture.* New York: Harvester Wheatsheaf.
Fomon, S. J., & Nelson, S. E. (2002). Body composition of the male and female reference infants. *Annual Review of Nutrition, 22,* 1–17.
Fonda, S. J., Clipp, E. C., & Maddox, G. L. (2002). Patterns in functioning among residents of an affordable assisted living housing facility. *Gerontologist, 42,* 178–187.
Fong, T. G., Tulebaev, S. R., & Inouye, S. K. (2009). Delirium in elderly adults: Diagnosis, prevention and treatment. *Nature Reviews Neurology, 5,* 210–220.
Fontana, L. (2008). Calorie restriction and cardiometabolic health. *European Journal of Cardiovascular Prevention and Rehabilitation, 15,* 3–9.
Fontana, L. (2009). The scientific basis of caloric restriction leading to longer life. *Current Opinion in Gastroenterology, 25,* 144–150.
Fontana, L., Klein, S., & Holloszy, J. O. (2010). Effects of long-term calorie restriction and endurance exercise on glucose tolerance, insulin action, and adipokine production. *Age, 32,* 97–108.
Fontana, L., Meyer, T. E., Klein, S., & Holloszy, J. O. (2004). Long-term calorie restriction is highly effective in reducing the risk for atherosclerosis in humans. *Proceedings of the National Academy of Sciences, 101,* 6659–6663.
Forman, D. R., Aksan, N., & Kochanska, G. (2004). Toddlers' responsive imitation predicts preschool-age conscience. *Psychological Science, 15,* 699–704.
Forman, D. R., O'Hara, M. W., Stuart, S., Gorman, L. L., Larsen, K. E., & Coy, K. C. (2007). Effective treatment for postpartum depression is not sufficient to improve the developing mother–child relationship. *Development and Psychopathology, 19,* 585–602.
Forry, N. D., Leslie, L. A., & Letiecq, B. L. (2007). Marital quality in interracial relationships: The role of sex role ideology and perceived fairness. *Journal of Family Issues, 28,* 1538–1552.
Forste, R., & Heaton, T. B. (2004). The divorce generation: Well-being, family attitudes, and socioeconomic consequences of marital disruption. *Journal of Divorce and Remarriage, 42,* 95–114.
Fortenberry, J. D. (2010). Fate, desire, and the centrality of the relationship to adolescent condom use. *Journal of Adolescent Health, 47,* 219–220.
Foster, J. A., Gore, S. A., & West, D. S. (2006). Altering TV viewing habits: An unexplored strategy for adult obesity intervention? *American Journal of Health Behavior, 30,* 3–14.
Foster, M. A., Lambert, R., Abbott-Shim, M., McCarty, F., & Franze, S. (2005). A model of home learning environment and social risk factors in relation to children's emergent literacy and social outcomes. *Early Childhood Research Quarterly, 20,* 13–36.
Fowler, C. (2009). Motives for sibling communication across the lifespan. *Communication Quarterly, 57,* 51–66.
Fowler, J. W., & Dell, M. L. (2006). Stages of faith from infancy through adolescence: Reflections on three decades of faith development theory. In E. C. Roehlkepartain, P. E. King, L. Wagener, & P. L. Benson (Eds.), *Handbook of spiritual development in childhood and adolescence* (pp. 34–45). Thousand Oaks, CA: Sage.
Fox, C. L., & Boulton, M. J. (2006). Friendship as a moderator of the relationship between social skills problems and peer victimization. *Aggressive Behavior, 32,* 110–121.
Fox, N. A. (1991). If it's not left, it's right: Electroencephalograph asymmetry and the development of emotion. *American Psychologist, 46,* 863–872.
Fox, N. A., & Calkins, S. D. (2003). The development of self-control of emotion: Intrinsic and extrinsic influences. *Motivation and Emotion, 27,* 7–26.
Fox, N. A., & Davidson, R. J. (1986). Taste-elicited changes in facial signs of emotion and the

asymmetry of brain electrical activity in newborn infants. *Neuropsychologia, 24,* 417–422.
Fox, N. A., Henderson, H. A., Pérez-Edgar, K., & White, L. K. (2008). The biology of temperament: An integrative approach. In C. A. Nelson & M. Luciana (Eds.), *Handbook of developmental cognitive neuroscience* (2nd ed., pp. 839–853). Cambridge, MA: MIT Press.
Franchak, J. M., & Adolph, K. E. (2012). What infants know and what they do: Perceiving possibilities for walking through openings. *Developmental Psychology, 48,* 1254–1261.
Frank, D. A., Rose-Jacobs, R., Beeghly, M., Wilbur, M., Bellinger, D., & Cabral, H. (2005). Level of prenatal cocaine exposure and 48-month IQ: Importance of preschool enrichment. *Neurotoxicology and Teratology, 27,* 15–28.
Frankenburg, E., & Orfield, G. (2007). *Lessons in integration: Realizing the promise of racial diversity in American schools.* Charlottesville: University of Virginia Press.
Franklin, V. P. (2012). "The teachers' unions strike back?" No need to wait for "Superman": Magnet schools have brought success to urban public school students for over 30 years. In D. T. Slaughter-Defoe, H. C. Stevenson, E. G. Arrington, & D. J. Johnson (Eds.), *Black educational choice: Assessing the private and public alternatives to traditional K–12 public schools* (pp. 217–220). Santa Barbara, CA: Praeger.
Frazier, L., Barreto, M., & Newman, F. (2012). Self-regulation and eudaimonic well-being across adulthood. *Experimental Aging Research, 38,* 394–410.
Frazier, L. D. (2002). Perceptions of control over health: Implications for sense of self in healthy and ill older adults. In S. P. Shohov (Ed.), *Advances in psychology research* (Vol. 10, pp. 145–163). Huntington, NY: Nova Science Publishers.
Frazier, L. D., & Hooker, K. (2006). Possible selves in adult development: Linking theory and research. In C. Dunkel & J. Kerpelman (Eds.), *Possible selves: Theory, research and applications* (pp. 41–59). Hauppauge, NY: Nova Science.
Frederickson, B. L., & Carstensen, L. L. (1990). Relationship classification using grade of membership analysis: A typology of sibling relationships in later life. *Journal of Gerontology, 45,* S43–S51.
Fredricks, J. A. (2012). Extracurricular participation and academic outcomes: Testing the over-scheduling hypothesis. *Journal of Youth and Adolescence, 41,* 295–306.
Fredricks, J. A., & Eccles, J. S. (2002). Children's competence and value beliefs from childhood through adolescence: Growth trajectories in two male-sex-typed domains. *Developmental Psychology, 38,* 519–533.
Fredricks, J. A., & Eccles, J. S. (2006). Is extracurricular participation associated with beneficial outcomes? Concurrent and longitudinal relations. *Developmental Psychology, 42,* 698–713.
Freedman, M. (1999). *Prime time: How baby boomers will revolutionize retirement and transform America.* New York: Public Affairs.
Freeman, D. (1983). *Margaret Mead and Samoa: The making and unmaking of an anthropological myth.* Cambridge, MA: Harvard University Press.
Freeman, H., & Newland, L. A. (2010). New directions in father attachment. *Early Child Development and Care, 180,* 1–8.
Freeman, L., Caserta, M., Lund, D., Rossa, S., Dowdy, A., & Partenheimer, A. (2006). Music thanatology: Prescriptive harp music as palliative care for the dying patient. *American Journal of Hospice and Palliative Care, 23,* 100–104.
Freiman, A., Bird, G., Metelitsa, A. I., Barankin, B., & Lauzon, G. J. (2004). Cutaneous effects of smoking. *Journal of Cutaneous Medicine and Surgery, 8,* 415–423.
Freitag, C. M., Rohde, L. A., Lempp, T., & Romanos, M. (2010). Phenotypic and measurement influences on heritability estimates in childhood ADHD. *European Child and Adolescent Psychiatry, 19,* 311–323.
Freitas, A. A., & Magalhães, J. P. de. (2011). A review and appraisal of the DNA damage theory of ageing. *Mutation Research, 728,* 1–2, 12–22.
Freud, S. (1973). *An outline of psychoanalysis.* London: Hogarth. (Original work published 1938)
Freud, S. (1974). *The ego and the id.* London: Hogarth. (Original work published 1923)
Freund, A. M., & Baltes, P. B. (1998). Selection, optimization, and compensation as strategies of life management: Correlations with subjective indicators of successful aging. *Psychology and Aging, 13,* 531–543.
Freund, A. M., & Ebner, N. C. (2005). The aging self: Shifting from promoting gains to balancing losses. In W. Greve, K. Rothermund, & D. Wentura (Eds.), *The adaptive self: Personal continuity and intentional self-development* (pp. 185–202). New York: Hogrefe.
Freund, A. M., & Ritter, J. O. (2009). Midlife crisis: A debate. *Gerontology, 55,* 582–591.
Freund, A. M., & Smith, J. (1999). Content and function of the self-definition in old and very old age. *Journal of Gerontology, 54B,* P55–P67.
Frey, A., Ruchkin, V., Martin, A., & Schwab-Stone, M. (2009). Adolescents in transition: School and family characteristics in the development of violent behaviors entering high school. *Child Psychiatry and Human Development, 40,* 1–13.
Fried, L. P., Xue, Q-L., Cappola, A. R., Ferrucci, L., Chaves, P., Varadhan, R., et al. (2009). Nonlinear multisystem physiological dysregulation associated with frailty in older women: Implications for etiology and treatment. *Journal of Gerontology, 64A,* 1049–1052.
Friedman, C., McGwin, G., Jr., Ball, K. K., & Owsley, C. (2013). Association between higher-order visual processing abilities and a history of motor vehicle collision involvement by drivers age 70 and over. *Investigative Ophthalmology and Visual Science, 54,* 778–782.
Friedman, E. M., & Lawrence, D. A. (2002). Environmental stress mediates changes in neuroimmunological interactions. *Toxicological Sciences, 67,* 4–10.
Friedman, J. M. (1996). *The effects of drugs on the fetus and nursing infant: A handbook for health care professionals.* Baltimore: Johns Hopkins University Press.
Friedman, S. L., & Scholnick, E. K. (1997). An evolving "blueprint" for planning: Psychological requirements, task characteristics, and social–cultural influences. In S. L. Friedman & E. K. Scholnick (Eds.), *The developmental psychology of planning: Why, how, and when do we plan?* (pp. 3–22). Mahwah, NJ: Erlbaum.
Fries, J. F., Bruce, B., & Chakravarty, E. (2011). Compression of morbidity 1980–2011: A focused review of paradigms and progress. *Journal of Aging Research,* Article ID 261702. Retrieved from www.hindawi.com/journals/jar/2011/261702
Frith, L. (2001). Gamete donation and anonymity: The ethical and legal debate. *Human Reproduction, 16,* 818–824.
Frith, U. (2003). *Autism: Explaining the enigma* (2nd ed.). Malden, MA: Blackwell.
Fruhauf, C. A., Jarrott, S. E., & Allen, K. R. (2006). Grandchildren's perception of caring for grandparents. *Journal of Family Issues, 27,* 887–911.
Fry, C. L. (1985). Culture, behavior, and aging in the comparative perspective. In J. E. Birren & K. W. Schaie (Eds.), *Handbook of the psychology of aging* (2nd ed., pp. 216–244). New York: Van Nostrand Reinhold.
Fry, C. L., Dickerson-Putman, J., Draper, P., Ikels, C., Keith, J., Glascock, A. P., & Harpending, H. C. (1997). Culture and the meaning of a good old age. In J. Sokolovsky (Ed.), *The cultural context of aging: Worldwide perspectives* (2nd ed., pp. 99–124). New York: Bergin & Garvey.
Fry, P. S. (2001). Predictors of health-related quality of life perspectives, self-esteem, and life satisfactions of older adults following spousal loss: An 18-month follow-up study of widows and widowers. *Gerontologist, 41,* 787–798.
Fry, P. S. (2003). Perceived self-efficacy domains as predictors of fear of the unknown and fear of dying among older adults. *Psychology and Aging, 18,* 474–486.
Fry, P. S., & Debats, D. L. (2006). Sources of life strengths as predictors of late-life mortality and survivorship. *International Journal of Aging and Human Development, 62,* 303–334.
Fryer, S. L., Crocker, N. A., & Mattson, S. N. (2008). Exposure to teratogenic agents as a risk factor for psychopathology. In T. P. Beauchaine & S. P. Hinshaw (Eds.), *Child and adolescent psychopathology* (pp. 180–207). Hoboken, NJ: Wiley.
Fryling, T., Summers, R., & Hoffman, A. (2006). Elder abuse: Definition and scope of the problem. In R. W. Summers & A. M. Hoffman (Eds.), *Elder abuse: A public health perspective* (pp. 5–18). Washington, DC: American Public Health Association.
Fu, G., Xu, F., Cameron, C. A., Heyman, G., & Lee, K. (2007). Cross-cultural differences in children's choices, categorizations, and evaluations of truths and lies. *Developmental Psychology, 43,* 278–293.
Fuchs, D., Fuchs, L. S., Mathes, P. G., & Martinez, E. A. (2002a). Preliminary evidence on the standing of students with learning disabilities in PALS and no-PALS classrooms. *Learning Disabilities Research and Practice, 17,* 205–215.
Fuchs, L. S., Fuchs, D., Yazkian, L., & Powell, S. R. (2002b). Enhancing first-grade children's mathematical development with peer-assisted learning strategies. *School Psychology Review, 31,* 569–583.
Fuh, M.-H., Wang, S.-J., Wang, P.-H., & Fuh, J.-L. (2005). Attitudes toward menopause among middle-aged women: A community survey in an island of Taiwan. *Maturitas, 52,* 348–355.
Fukunaga, A., Uematsu, H., & Sugimoto, K. (2005). Influences of aging on taste perception and oral somatic sensation. *Journal of Gerontology, 60A,* 109–113.
Fuligni, A. J. (1998). The adjustment of children from immigrant families. *Current Directions in Psychological Science, 7,* 99–103.
Fuligni, A. J. (2004). The adaptation and acculturation of children from immigrant families. In U. P. Gielen & J. Roopnarine (Eds.), *Childhood and adolescence: Cross-cultural perspectives* (pp. 297–318). Westport, CT: Praeger.
Fuligni, A. J., Yip. T., & Tseng, V. (2002). The impact of family obligation on the daily activities and psychological well-being of Chinese-American adolescents. *Child Development, 73,* 302–314.
Fuligni, A. S., Han, W.-J., & Brooks-Gunn, J. (2004). The Infant-Toddler HOME in the 2nd and 3rd years of life. *Parenting: Science and Practice, 4,* 139–159.
Fuller, C., Keller, L., Olson, J., Plymale, A., & Gottesman, M. (2005). Helping preschoolers become healthy eaters. *Journal of Pediatric Health Care, 19,* 178–182.
Fuller-Iglesias, H. (2010, November). Coping across borders: Transnational families in Mexico. In M. Mulso, *Families Coping across Borders.* Paper symposium presented at the National Council on Family Relations Annual Conference, Minneapolis, MN.
Fuller-Thomson, E., & Minkler, M. (2000). The mental and physical health of grandmothers who are raising their grandchildren. *Journal of Mental Health and Aging, 6,* 311–323.

Fuller-Thomson, E., & Minkler, M. (2005). Native American grandparents raising grandchildren: Findings from the Census 2000 Supplementary Survey and implications for social work practice. *Social Work, 50,* 131–139.

Fuller-Thomson, E., & Minkler, M. (2007). Mexican American grandparents raising grandchildren: Findings from the Census 2000 American Community Survey. *Families in Society, 88,* 567–574.

Fullerton, J. T., Navarro, A. M., & Young, S. H. (2007). Outcomes of planned home birth: An integrative review. *Journal of Midwifery and Women's Health, 52,* 323–333.

Fulmer, T. (2008). Screening for mistreatment of older adults. *American Journal of Nursing, 108,* 52–56.

Fülöp, T., Larbi, A., Kotb, R., de Angelis, F., & Pawelec, G. (2011). Aging, immunity, and cancer. *Discovery Medicine, 11,* 537–550.

Fung, H. H., Carstensen, L. L., & Lang, F. R. (2001). Age-related patterns in social networks among European Americans and African Americans: Implications for socioemotional selectivity across the life span. *International Journal of Aging and Human Development, 52,* 185–206.

Furchtgott-Roth, D. (2009). *Testimony on the gender pay gap* (testimony before the Joint Economic Committee, U.S. House of Representatives). Washington, DC: Hudson Institute.

Furman, W., & Buhrmester, D. (1992). Age and sex differences in perceptions of networks of personal relationships. *Child Development, 63,* 103–115.

Furman, W., & Collins, W. A. (2009). Adolescent romantic relationships and experiences. In K. Rubin, W. M. Bukowski, & B. Laursen (Eds.), *Handbook of peer interactions, relationships, and groups* (pp. 341–360). New York: Guilford Press.

Furman, W., Simon, V. A., Shaffer, L., & Bouchey, H. A. (2002). Adolescents' working models and styles for relationships with parents, friends, and romantic partners. *Child Development, 73,* 241–255.

Furnham, A. (2009). Sex differences in mate selection preferences. *Personality and Individual Differences, 47,* 262–267.

Furstenberg, F. F. (2010). On a new schedule: Transitions to adulthood and family change. *Future of Children, 20,* 67–87.

Furstenberg, F. F., Jr., & Harris, K. M. (1993). When and why fathers matter: Impact of father involvement on children of adolescent mothers. In R. I. Lerman & T. J. Ooms (Eds.), *Young unwed fathers* (pp. 117–138). Philadelphia: Temple University Press.

Fuson, K. C. (2009). Avoiding misinterpretations of Piaget and Vygotsky: Mathematical teaching without learning, learning without teaching, or helpful learning-path teaching? *Cognitive Development, 24,* 343–361.

Fuson, K. C., & Burghard, B. H. (2003). Multidigit addition and subtraction methods invented in small groups and teacher support of problem solving and reflection. In J. J. Baroody & A. Dowker (Eds.), *The development of arithmetic concepts and skills* (pp. 267–304). Mahwah, NJ: Erlbaum.

Fussell, E., & Furstenberg, F. F., Jr. (2005). The transition to adulthood during the twentieth century. In R. A. Settersten, Jr., F. F. Furstenberg, Jr., & R. G. Rumbaut (Eds.), *On the frontier of adulthood* (pp. 29–75). Chicago: University of Chicago Press.

Fussell, E., & Gauthier, A. H. (2005). American women's transition to adulthood in comparative perspective. In R. A. Settersten, Jr., F. F. Furstenberg, Jr., & R. G. Rumbaut (Eds.), *On the frontier of adulthood: Theory, research, and public policy* (pp. 76–109). Chicago: University of Chicago Press.

Fuster, J. J., & Andres, V. (2006). Telomere biology and cardiovascular disease. *Circulation Research, 99,* 1167–1180.

Fyfe, M. (2006, April). Music and love help defy the doctors. Retrieved from www.theage.com.au/news/national/music-and-love-help-dying-defy-thedoctors/2006/03/31/1143441339517.html

G

Gabbay, S. G., & Wahler, J. J. (2002). Lesbian aging: Review of a growing literature. *Journal of Gay and Lesbian Social Services, 14,* 1–21.

Gabriel, Z., & Bowling, A. (2004). Quality of life from the perspectives of older people. *Ageing and Society, 24,* 675–691.

Gailliot, M. T., Schmeichel, B. J., & Baumeister, R. F. (2006). Self-regulatory processes defend against the threat of death: Effects of self-control depletion and trait self-control on thoughts and fears of dying. *Journal of Personality and Social Psychology, 91,* 49–62.

Galambos, N. L., Almeida, D. M., & Petersen, A. C. (1990). Masculinity, femininity, and sex role attitudes in early adolescence: Exploring gender intensification. *Child Development, 61,* 1905–1914.

Galambos, N. L., & Maggs, J. L. (1991). Children in self-care: Figures, facts, and fiction. In J. V. Lerner & N. L. Galambos (Eds.), *Employed mothers and their children* (pp. 131–157). New York: Garland.

Galambos, N. L., & Martinez, M. L. (2007). Poised for emerging adulthood in Latin America: A pleasure for the privileged. *Child Development Perspectives, 1,* 109–114.

Galetta, F., Carpi, A., Abraham, N., Guidotti, E., Russo, M. A., Camici, M., et al. (2012). Age related cardiovascular dysfunction and effects of physical activity. *Frontiers in Bioscience, 4,* 2617–2637.

Galinsky, E., Aumann, K., & Bond, J. T. (2009). *Times are changing: Gender and generation at work and at home.* New York: Families and Work Institute.

Gallagher, A. M., & Kaufman, J. C. (2005). Gender differences in mathematics: What we know and what we need to know. In A. M. Gallagher & J. C. Kaufman (Eds.), *Gender differences in mathematics: An integrative psychological approach* (pp. 316–331). New York: Cambridge University Press.

Galler, J. R., Ramsey, C. F., Morley, D. S., Archer, E., & Salt, P. (1990). The long-term effects of early kwashiorkor compared with marasmus. IV. Performance on the National High School Entrance Examination. *Pediatric Research, 28,* 235–239.

Gallo, W. T., Bradley, E. H., Dubin, J. A., Jones, R. N., Falba, T. A., Teng, H.-M., & Kasl, S. V. (2006). The persistence of depressive symptoms in older workers who experience involuntary job loss: Results from the Health and Retirement Survey. *Journal of Gerontology, 61B,* S221–S228.

Galloway, J., & Thelen, E. (2004). Feet first: Object exploration in young infants. *Infant Behavior and Development, 27,* 107–112.

Gallup News Service. (2006). *Religion most important to blacks, women, and older Americans.* Retrieved from www.gallup.com/poll/25585/Religion-Most-Important-Blacks-Women-Older-Americans.aspx?version=print

Gallup News Service. (2012). *Seven in 10 Americans are very or moderately religious.* Retrieved from www.gallup.com/poll/159050/seven-americans-moderately-religious.aspx

Ganea, P. A., Allen, M. L., Butler, L., Carey, S., & DeLoache, J. S. (2009). Toddlers' referential understanding of pictures. *Journal of Experimental Child Psychology, 104,* 283–295.

Ganea, P. A., Pickard, M. B., & DeLoache, J. S. (2008). Transfer between picture books and the real world by very young children. *Journal of Cognition and Development, 9,* 46-66.

Ganea, P. A., Shutts, K., Spelke, E., & DeLoache, J. S. (2007). Thinking of things unseen: Infants' use of language to update object representations. *Psychological Science, 8,* 734–739.

Ganger, J., & Brent, M. R. (2004). Reexamining the vocabulary spurt. *Developmental Psychology, 40,* 621–632.

Ganji, V., Hampl, J. S., & Betts, N. M. (2003). Race-, gender-, and age-specific differences in dietary micronutrient intakes of U.S. children. *International Journal of Food Sciences and Nutrition, 54,* 485–490.

Gannon, L., & Ekstrom, B. (1993). Attitudes toward menopause: The influence of sociocultural paradigms. *Psychology of Women Quarterly, 17,* 275–288.

Ganong, L., Coleman, M., Fine, M., & Martin, P. (1999). Step-parents' affinity-seeking and affinitymaintaining strategies with stepchildren. *Journal of Family Issues, 20,* 299–327.

Ganong, L. H., & Coleman, M. (1994). *Remarried family relationships.* Thousand Oaks, CA: Sage.

Ganong, L. H., & Coleman, M. (2004). *Stepfamily relationships: Development, dynamics, and interventions.* New York: Kluwer/Plenum.

Ganong, L. H., Coleman, M., & Jamison, Y. (2011). Patterns of stepchild–stepparent relationship development. *Journal of Marriage and Family,* 73, 396–413.

Gans, D., & Silverstein, M. (2006). Norms of filial responsibility for aging parents across time and generations. *Journal of Marriage and Family, 68,* 961–976.

Gao, G. (2001). Intimacy, passion, and commitment in Chinese and U.S. American romantic relationships. *International Journal of Intercultural Relations, 25,* 329–342.

Garces, E., Thomas, D., & Currie, J. (2002). Longer-term effects of Head Start. *American Economic Review, 92,* 999–1012.

Garcia, M. M., Shaw, D. S., Winslow, E. B., & Yaggi, K. E. (2000). Destructive sibling conflict and the development of conduct problems in young boys. *Developmental Psychology, 36,* 44–53.

Garcia-Bournissen, F., Tsur, L., Goldstein, L. H., Staroselsky, A., Avner, M., & Asrar, F. (2008). Fetal exposure to isotretinoin—an international problem. *Reproductive Toxicology, 25,* 124–128.

García Coll, C., & Magnuson, K. (1997). The psychological experience of immigration: A developmental perspective. In A. Booth, A. C. Crouter, & N. Landale (Eds.), *Immigration and the family* (pp. 91–131). Mahwah, NJ: Erlbaum.

García Coll, C., & Marks, A. K. (2009). *Immigrant stories: Ethnicity and academics in middle childhood.* New York: Oxford University Press.

Gardner, H. (1983). *Frames of mind: The theory of multiple intelligences.* New York: Basic Books.

Gardner, H. (1993). *Multiple intelligences: The theory in practice.* New York: Basic Books.

Gardner, H. E. (1998). Are there additional intelligences? The case of the naturalist, spiritual, and existential intelligences. In J. Kane (Ed.), *Educational information and transformation.* Upper Saddle River, NJ: Prentice-Hall.

Gardner, H. E. (2000). *Intelligence reframed: Multiple intelligences for the twenty-first century.* New York: Basic Books.

Gardner, J. P., Li, S., Srinivasan, S. R., Chen, W., Kimura, M., & Lu, X. (2005). Rise in insulin resistance is associated with escalated telomere attrition. *Circulation, 111,* 2171–2177.

Garner, P. W. (1996). The relations of emotional role taking, affective/moral attributions, and emotional display rule knowledge to low-income school-age children's social competence. *Journal of Applied Developmental Psychology, 17,* 19–36.

Garner, P. W. (2003). Child and family correlates of toddlers' emotional and behavioral responses to a mishap. *Infant Mental Health Journal, 24,* 580–596.

Garner, P. W., & Estep, K. (2001). Emotional competence, emotion socialization, and young children's peer-related social competence. *Early Education and Development, 12,* 29–48.

Gartstein, M. A., & Rothbart, M. K. (2003). Studying infant temperament via the revised infant behavior questionnaire. *Infant Behavior and Development, 26,* 64–86.

Gartstein, M. A., Slobodskaya, H. R., Zylicz, P. O., Gosztyla, D., & Nakagawa, A. (2010). A cross-cultural evaluation of temperament: Japan, USA, Poland and Russia. *International Journal of Psychology and Psychological Therapy, 10,* 55–75.

Gasden, V. (1999). Black families in intergenerational and cultural perspective. In M. E. Lamb (Ed.), *Parenting and child development in "nontraditional" families* (pp. 221–246). Mahwah, NJ: Erlbaum.

Gaskill, R. L., & Perry, B. D. (2012). Child sexual abuse, traumatic experiences, and their impact on the developing brain. In P. Goodyear-Brown (Ed.), *Handbook of child sexual abuse: Identification, assessment, and treatment* (pp. 29–47). Hoboken, NJ: Wiley.

Gaskins, S. (1999). Children's daily lives in a Mayan village: A case study of culturally constructed roles and activities. In R. Göncü (Ed.), *Children's engagement in the world: Sociocultural perspectives* (pp. 25–61). Cambridge, UK: Cambridge University Press.

Gaskins, S. (2000). Children's daily activities in a Mayan village: A culturally grounded description. *Cross-Cultural Research, 34,* 375–389.

Gaskins, S., Haight, W., & Lancy, D. F. (2007). The cultural construction of play. In A. Göncü & S. Gaskins (Eds.), *Play and development: Evolutionary, sociocultural, and functional perspectives* (pp. 179–202). Mahwah, NJ: Erlbaum.

Gates, G. J. (2011). *How many people are lesbian, gay, bisexual, and transgender?* Berkeley, CA: The Williams Institute, University of California School of Law.

Gates, G. J., Badgett, M. V. L., Macomber, J. E., & Chambers, K. (2007). *Adoption and foster care by gay and lesbian parents in the United States.* Los Angeles, CA: Williams Institute of the UCLA School of Law.

Gathercole, S. E., Adams, A.-M., & Hitch, G. (1994). Do young children rehearse? An individual-differences analysis. *Memory and Cognition, 22,* 201–207.

Gathercole, S. E., & Alloway, T. P. (2008). Working memory and classroom learning. In S. K. Thurman & C. A. Fiorello (Eds.), *Applied cognitive research in K-3 classrooms* (pp. 17–40). New York: Routledge/Taylor & Francis Group.

Gathercole, S. E., Alloway, T. P., Willis, C., & Adams, A.-M. (2006). Working memory in children with reading disabilities. *Journal of Experimental Child Psychology, 93,* 265–281.

Gathercole, S. E., Lamont, E., & Alloway, T. P. (2006). Working memory in the classroom. In S. Pickering (Ed.), *Working memory and education* (pp. 219–240). San Diego: Elsevier.

Gathercole, S. E., Tiffany, C., Briscoe, J., Thorn, A., & ALSPAC Team. (2005). Developmental consequences of poor phonological short-term memory function in childhood: A longitudinal study. *Journal of Child Psychology and Psychiatry, 46,* 598–611.

Gathercole, V., Sebastián, E., & Soto, P. (1999). The early acquisition of Spanish verb morphology: Across-the-board or piecemeal knowledge? *International Journal of Bilingualism, 3,* 133–182.

Gauvain, M. (2004). Bringing culture into relief: Cultural contributions to the development of children's planning skills. In R. V. Kail (Ed.), *Advances in child development and behavior* (pp. 39–71). San Diego, CA: Elsevier.

Gauvain, M., de la Ossa, J. L., & Hurtado-Ortiz, M. T. (2001). Parental guidance as children learn to use cultural tools: The case of pictorial plans. *Cognitive Development, 16,* 551–575.

Gauvain, M., & Huard, R. D. (1999). Family interaction, parenting style, and the development of planning: A longitudinal analysis using archival data. *Journal of Family Psychology, 13,* 75–92.

Gauvain, M., & Rogoff, B. (1989). Ways of speaking about space: The development of children's skill in communicating spatial knowledge. *Cognitive Development, 4,* 295–307.

Gavrilova, N. S., & Gavrilov, L. A. (2012). Comments on dietary restriction, Okinawa diet and longevity. *Gerontology, 58,* 221–223.

Gazzaley, A., Cooney, J. W., Rissman, J., & D'Esposito, M. (2005). Top-down suppression deficit underlies working memory impairment in normal aging. *Nature Neuroscience, 8,* 1298–1300.

Ge, X., Brody, G. H., Conger, R. D., Simons, R. L., & Murry, V. (2002). Contextual amplification of the effects of pubertal transition on African American children's deviant peer affiliation and externalized behavioral problems. *Developmental Psychology, 38,* 42–54.

Ge, X., Conger, R. D., & Elder, G. H., Jr. (1996). Coming of age too early: Pubertal influences on girls' vulnerability to psychological distress. *Child Development, 67,* 3386–3400.

Ge, X., Conger, R. D., & Elder, G. H., Jr. (2001). The relation between puberty and psychological distress in adolescent boys. *Journal of Research on Adolescence, 11,* 49–70.

Ge, X., Jin, R., Natsuaki, M. N., Frederick, X., Brody, G. H., Cutrona, C. E., & Simons, R. L. (2006). Pubertal maturation and early substance use risks among African American children. *Psychology of Addictive Behaviors, 20,* 404–414.

Ge, X., Kim, I. J., Brody, G. H., Conger, R. D., & Simons, R. L. (2003). It's about timing and change: Pubertal transition effects on symptoms of major depression among African American youths. *Developmental Psychology, 39,* 430–439.

Ge, X., Natsuaki, M. N., Jin, R., & Biehl, M. C. (2011). A contextual amplification hypothesis: Pubertal timing and girls' emotional and behavior problems. In M. Kerr, H. Stattin, R. C. M. E. Engels, G. Overbeek, & A.-K. Andershed (Eds.), *Understanding girls' problem behavior* (pp. 11–28). Chichester, UK: Wiley-Blackwell.

Geangu, E., Benga, O., Stahl, D., & Striano, T. (2010). Contagious crying beyond the first days of life. *Infant Behavior and Development, 33,* 279–288.

Geary, D. C. (2006a). Development of mathematical understanding. In D. Kuhn & R. Siegler (Eds.), *Handbook of child psychology: Vol. 2. Cognition, perception, and language* (pp. 777–810). Hoboken, NJ: Wiley.

Geary, D. C. (2006b). Evolutionary developmental psychology: Current status and future directions. *Developmental Review, 26,* 113–119.

Geary, D. C., Saults, J. S., Liu, F., & Hoard, M. K. (2000). Sex differences in spatial cognition, computational fluency, and arithmetic reasoning. *Journal of Experimental Child Psychology, 77,* 337–353.

Gee, C. B., & Rhodes, J. E. (2003). Adolescent mothers' relationship with their children's biological fathers: Social support, social strain, and relationship continuity. *Journal of Family Psychology, 17,* 370–383.

Geerts, C. C., Bots, M. L., van der Ent, C. K., Grobbee, D. E., & Uiterwaal, C. S. (2012). Parental smoking and vascular damage in their 5-year-old children. *Pediatrics, 129,* 45–54.

Geist, C. (2010). Men's and women's reports about housework. In J. Treas & S. Drobnic (Eds.), *Dividing the Domestic: Men, women, and household work in cross-national perspective* (pp. 217–240). Stanford, CA: Stanford University Press.

Gelman, R. (1972). Logical capacity of very young children: Number invariance rules. *Child Development, 43,* 75–90.

Gelman, R., & Shatz, M. (1978). Appropriate speech adjustments: The operation of conversational constraints on talk to two-year-olds. In M. Lewis & L. A. Rosenblum (Eds.), *Interaction, conversation, and the development of language* (pp. 27–61). New York: Wiley.

Gelman, S. A. (2003). *The essential child.* New York: Oxford University Press.

Gelman, S. A., & Kalish, C. W. (2006). Conceptual development. In D. Kuhn & R. Siegler (Eds.), *Handbook of child psychology: Vol. 2. Cognition, perception, and language* (6th ed., pp. 687–733). Hoboken, NJ: Wiley.

Gelman, S. A., & Koenig, M. A. (2003). Theory-based categorization in early childhood. In D. H. Rakison & L. M. Oakes (Eds.), *Early category and concept development* (pp. 330–359). New York: Oxford University Press.

Gelman, S. A., Taylor, M. G., & Nguyen, S. P. (2004). Mother–child conversations about gender. *Monographs of the Society for Research in Child Development, 69*(1, Serial No. 275), pp. 1–127.

Gendler, M. N., Witherington, D. C., & Edwards, A. (2008). The development of affect specificity in infants' use of emotion cues. *Infancy, 13,* 456–468.

Genesee, F., & Nicoladis, E. (2007). Bilingual first language acquisition. In E. Hoff & M. Shatz (Eds.), *Blackwell handbook of language development* (pp. 324–342). Malden, MA: Blackwell.

Gentile, B., Twenge, J. M., & Campbell, W. K. (2010). Birth cohort differences in self-esteem, 1988–2008: A cross-temporal meta-analysis. *Review of General Psychology, 14,* 261–268.

George, S. A. (2002). The menopause experience: A woman's perspective. *Journal of Obstetric, Gynecologic, and Neonatal Nursing, 31,* 71–85.

Gerardi-Caulton, G. (2000). Sensitivity to spatial conflict and the development of self-regulation in children 24–36 months of age. *Developmental Science, 3,* 397–404.

Gere, J., Schimmack, U., Pinkus, R. T., & Lockwood, P. (2011). The effects of romantic partners' goal congruence on affective well-being. *Journal of Research in Personality, 45,* 549–559.

Gergely, G., & Watson, J. (1999). Early socioemotional development: Contingency perception and the social-biofeedback model. In P. Rochat (Ed.), *Early social cognition: Understanding others in the first months of life* (pp. 101–136). Mahwah, NJ: Erlbaum.

Gergen, M., & Gergen, K. J. (2003). Positive aging. In J. F. Gubrim & J. A. Holstein (Eds.), *Ways of aging* (pp. 203–224). Malden: Blackwell Publishers Ltd.

Gershoff, E. T. (2002a). Corporal punishment by parents and associated child behaviors and experiences: A meta-analytic and theoretical review. *Psychological Bulletin, 128,* 539–579.

Gershoff, E. T. (2002b). Corporal punishment, physical abuse, and the burden of proof: Reply to Baumrind, Larzelere, and Cowan (2002), Holden (2002), and Parke (2002). *Psychological Bulletin, 128,* 602–611.

Gershoff , E. T., Grogan-Kaylor, A., Lansford, J. E., Chang, L., Zelli, A., Deater-Deckard, K., et al. (2010). Parent discipline practices in an international sample: Associations with child behaviors and moderation by perceived normativeness. *Child Development, 81,* 487–502.

Gershoff, E. T., Lansford, J. E., Sexton, H. R., Davis-Kean, P., & Sameroff, A. J. (2012). Longitudinal links between spanking and children's externalizing behaviors in a national sample of white, black, Hispanic, and Asian American families. *Child Development, 83,* 838–843.

Gershoff-Stowe, L., & Hahn, E. R. (2007). Fast mapping skills in the developing lexicon. *Journal of Speech, Language, and Hearing Research, 50,* 682–697.

Gerstorf, D., Ram, N., Estabrook, R., Schupp, J., Wagner, G. G., & Lindenberger, U. (2008). Life satisfaction shows terminal decline in old age: Longitudinal evidence from the German socioeconomic panel study. *Developmental Psychology, 44,* 1148–1159.

Gervai, J. (2009). Environmental and genetic influences on early attachment. *Child and Adolescent Psychiatry and Mental Health, 3,* 25. Retrieved from www.capmh.com/content/3/1/25

Gesell, A. (1933). Maturation and patterning of behavior. In C. Murchison (Ed.), *A handbook of child psychology.* Worcester, MA: Clark University Press.

Gest, S. D., Domitrovich, C. E., & Welsh, J. A. (2005). Peer academic reputation in elementary school: Associations with changes in self-concept and academic skills. *Journal of Educational Psychology, 97,* 337–346.

Geuze, R. H., Schaafsma, S. M., Lust, J. M., Bouma, A., Schiefenhovel, W., Groothuis, T. G. G., et al. (2012). Plasticity of lateralization: Schooling predicts hand preference but not hand skill asymmetry in a non-industrial society. *Neuropsychologia, 50,* 612–620.

Gewirtz, A., Forgatch, M. S., & Wieling, E. (2008). Parenting practices as potential mechanisms for child adjustment following mass trauma. *Journal of Marital and Family Therapy, 34,* 177–192.

Ghavami, N., Fingerhut, A., Peplau, L. A., Grant, S. K., & Wittig, M. A. (2011). Testing a model of minority identity achievement, identity affirmation, and psychological well-being among ethnic minority and sexual minority individuals. *Cultural Diversity and Ethnic Minority Psychology, 17,* 79–88.

Ghim, H. R. (1990). Evidence for perceptual organization in infants: Perception of subjective contours by young infants. *Infant Behavior and Development, 13,* 221–248.

Giarrusso, R., Feng, D., Silverstein, M., & Bengtson, V. L. (2001). Grandparent–adult grandchild affection and consensus. *Journal of Family Issues, 22,* 456–477.

Gibbons, R., Dugaiczyk, L. J., Girke, T., Duistermars, B., Zielinski, R., & Dugaiczyk, A. (2004). Distinguishing humans from great apes with AluYb8 repeats. *Journal of Molecular Biology, 339,* 721–729.

Gibbs, B. G. (2010). Reversing fortunes or content change? Gender gaps in math-related skill throughout childhood. *Social Science Research, 39,* 540–569.

Gibbs, J. C. (1991). Toward an integration of Kohlberg's and Hoffman's theories of morality. In W. M. Kurtines & J. L. Gewirtz (Eds.), *Handbook of moral behavior and development* (Vol. 1, pp. 183–222). Hillsdale, NJ: Erlbaum.

Gibbs, J. C. (2006). Should Kohlberg's cognitive developmental approach to morality be replaced with a more pragmatic approach? Comment on Krebs and Denton (2005). *Psychological Review, 113,* 666–671.

Gibbs, J. C. (2010a). Beyond the conventionally moral. *Journal of Applied Developmental Psychology, 31,* 106–108.

Gibbs, J. C. (2010b). *Moral development and reality: Beyond the theories of Kohlberg and Hoffman* (2nd ed.). Boston: Pearson Allyn & Bacon.

Gibbs, J. C., Basinger, K. S., Grime, R. L., & Snarey, J. R. (2007). Moral judgment development across cultures: Revisiting Kohlberg's universality claims. *Developmental Review, 24,* 443–500.

Gibbs, J. C., Moshman, D., Berkowitz, M. W., Basinger, K. S., & Grime, R. L. (2009a). Taking development seriously: Critique of the 2008 *JME* special issue on moral functioning. *Journal of Moral Education, 38,* 271–282.

Gibson, E. J. (1970). The development of perception as an adaptive process. *American Scientist, 58,* 98–107.

Gibson, E. J. (2000). Perceptual learning in development: Some basic concepts. *Ecological Psychology, 12,* 295–302.

Gibson, E. J. (2003). The world is so full of a number of things: On specification and perceptual learning. *Ecological Psychology, 15,* 283–287.

Gibson, E. J., & Walk, R. D. (1960). The "visual cliff." *Scientific American, 202,* 64–71.

Gibson, J. J. (1979). *The ecological approach to visual perception.* Boston: Houghton Mifflin.

Gibson, P. A. (2005). Intergenerational parenting from the perspective of American grandmothers. *Family Relations, 54,* 280–297.

Giles, J. W., & Heyman, G. D. (2005). Young children's beliefs about the relationship between gender and aggressive behavior. *Child Development, 76,* 107–121.

Gill, M., Daly, G., Heron, S., Hawi, Z., & Fitzgerald, M. (1997). Confirmation of association between attention deficit hyperactivity disorder and a dopamine transporter polymorphism. *Molecular Psychiatry, 2,* 311–313.

Gillet, J.-P., Macadangdang, B., Rathke, R. L., Gottesman, M. M., & Kimchi-Sarfaty, C. (2009). The development of gene therapy: From monogenic recessive disorders to complex diseases such as cancer. *Methods in Molecular Biology, 542,* 5–54.

Gillies, R. M. (2000). The maintenance of cooperative and helping behaviours in cooperative groups. *British Journal of Educational Psychology, 70,* 97–111.

Gillies, R. M. (2003). The behaviors, interactions, and perceptions of junior high school students during small-group learning. *Journal of Educational Psychology, 95,* 137–147.

Gillies, R. M., & Ashman, A. F. (1996). Teaching collaborative skills to primary school children in classroom-based workgroups. *Learning and Instruction, 6,* 187–200.

Gilligan, C. F. (1982). *In a different voice.* Cambridge, MA: Harvard University Press.

Gilliom, M., Shaw, D. S., Beck, J. E., Schonberg, M. A., & Lukon, J. L. (2002). Anger regulation in disadvantaged preschool boys: Strategies, antecedents, and the development of self-control. *Developmental Psychology, 38,* 222–235.

Gillum, R. F., Dana, E. K., Thomas, O. O., & Harold, G. K. (2008). Frequency of attendance at religious services and mortality in a U.S. national cohort. *Annals of Epidemiology, 18,* 124–129.

Gilstrap, L. L., & Ceci, S. J. (2005). Reconceptualizing children's suggestibility: Bidirectional and temporal properties. *Child Development, 76,* 40–53.

Ginsburg, H. P., Lee, J. S., & Boyd, J. S. (2008). Mathematics education for young children: What it is and how to promote it. *Social Policy Report of the Society for Research in Child Development, 12*(1).

Ginsburg, K. R. (2007). The importance of play in promoting healthy child development and maintaining strong parent–child bonds. *Pediatrics, 119,* 182–191.

Ginsburg-Block, M. D., Rohrbeck, C. A., & Fantuzzo, J. W. (2006). A meta-analytic review of social, self-concept, and behavioral outcomes of peer-assisted learning. *Journal of Educational Psychology, 98,* 732–749.

Gitlin, L. N., Belle, S. H., Burgio, L. D., Szaja, S. J., Mahoney, D., & Gallagher-Thompson, D. (2003). Effect of multicomponent interventions on caregiver burden and depression: The REACH multisite initiative at 6-month follow-up. *Psychology and Aging, 18,* 361–374.

Giuliani, A., Schöll, W. M., Basver, A., & Tasmussino, K. F. (2002). Mode of delivery and outcome of 699 term singleton breech deliveries at a single center. *American Journal of Obstetrics and Gynaecology, 187,* 1649–1698.

Gladstone, I. M., & Katz, V. L. (2004). The morbidity of the 34- to 35-week gestation: Should we reexamine the paradigm? *American Journal of Perinatology, 21,* 9–13.

Glasgow, K. L., Dornbusch, S. M., Troyer, L., Steinberg, L., & Ritter, P. L. (1997). Parenting styles, adolescents' attributions, and educational outcomes in nine heterogeneous high schools. *Child Development, 68,* 507–523.

Gleason, J. B. (2009). The development of language. In J. B. Gleason (Ed.), *The development of language* (7th ed., pp. 1–33). Boston: Allyn and Bacon.

Gleitman, L. R., Cassidy, K., Nappa, R., Papfragou, A., & Trueswell, J. C. (2005). Hard words. *Language Learning and Development, 1,* 23–64.

Glover, V., Bergman, K., & O'Connor, T. G. (2008). The effects of maternal stress, anxiety, and depression during pregnancy on the neurodevelopment of the child. In S. D. Stone & A. E. Menken (Eds.), *Perinatal and postpartum mood disorders: Perspectives and treatment guide for the health care practitioner* (pp. 3– 5). New York: Springer.

Glowinski, A. L., Madden, P. A. F., Bucholz, K. K., Lynskey, M. T., & Heath, A. C. (2003). Genetic epidemiology of self-reported lifetime DSM-IV major depressive disorder in a population-based twin sample of female adolescents. *Journal of Child Psychology and Psychiatry and Allied Disciplines, 44,* 988–996.

Glück, J., & Bluck, S. (2007). Looking back across the lifespan: A life story account of the reminiscence bump. *Memory and Cognition, 35,* 1928–1939.

Gluckman, P. D., Sizonenko, S. V., & Bassett, N. S. (1999). The transition from fetus to neonate—an endocrine perspective. *Acta Paediatrica Supplement, 88*(428), 7–11.

Gnepp, J. (1983). Children's social sensitivity: Inferring emotions from conflicting cues. *Developmental Psychology, 19,* 805–814.

Go, A. S., Mozaffarian, V. L., Roger, E. J., Benjmin, J. D., Berry, J. D., Borden, W. B, et al. (2013). Heart disease and stroke statistics—2013 update. A report from the American Heart Association. *Circulation, 127,* e1–e241.

Godeau, E., Nic Gabhainn, S., Vignes, C., Ross, J., Boyce, W., & Todd, J. (2008). Contraceptive use by 15-year-old students at their last sexual intercourse. A*rchives of Pediatric and Adolescent Medicine, 162,* 66–73.

Goering, J. (Ed.). (2003). *Choosing a better life? How public housing tenants selected a HUD experiment to improve their lives and those of their children: The Moving to Opportunity Demonstration Program.* Washington, DC: Urban Institute Press.

Gogate, L. J., & Bahrick, L. E. (1998). Intersensory redundancy facilitates learning of arbitrary relations between vowel sounds and objects in seven-month-old infants. *Journal of Experimental Child Psychology, 69,* 133–149.

Gogate, L. J., & Bahrick, L. E. (2001). Intersensory redundancy and 7-month-old infants' memory for arbitrary syllable–object relations. *Infancy, 2,* 219–231.

Gögele, M., Pattaro, C., Fuchsberger, C., Minelli, C., Pramstaller, P. P., & Wjst, M. (2011). Heritability analysis of life span in a semi-isolated population followed across four centuries reveals the presence of pleiotropy between life span and reproduction. *Journal of Gerontology, 66A,* 26–37.

Goh, Y. I., & Koren, G. (2008). Folic acid in pregnancy and fetal outcomes. *Journal of Obstetrics and Gynaecology, 28,* 3–13.

Goldberg, A. E. (2010). *Lesbian and gay parents and their children: Research on the family life cycle.* Washington, DC: American Psychological Association.

Goldberg, A. E., & Perry-Jenkins, M. (2003). Division of labor and working-class women's well-being across the transition to parenthood. *Journal of Family Psychology, 18,* 225–236.

Goldberg, A. P., Dengel, D. R., & Hagberg, J. M. (1996). Exercise physiology and aging. In E. L. Schneider & J. W. Rowe (Eds.), *Handbook of the biology of aging* (pp. 331–354). San Diego: Academic Press.

Goldenberg, C., Gallimore, R., Reese, L., & Garnier, H. (2001). Cause or effect? Immigrant Latino parents' aspirations and expectations, and their children's school performance. *American Educational Research Journal, 38,* 547–582.

Goldfield, B. A. (1987). The contributions of child and caregiver to referential and expressive language. *Applied Psycholinguistics, 8,* 267–280.

Goldschmidt, L., Richardson, G. A., Cornelius, M. D., & Day, N. L. (2004). Prenatal marijuana and alcohol exposure and academic achievement at age 10. *Neurotoxicology and Teratology, 26,* 521–532.

Goldsmith, H. H., Pollak, S. D., & Davidson, R. J. (2008). Developmental neuroscience perspectives on emotion regulation. *Child Development Perspectives, 2,* 132–140.

Goldsmith, L. T. (2000). Tracking trajectories of talent: Child prodigies growing up. In R. C. Friedman & B. M. Shore (Eds.), *Talents unfolding: Cognition and development* (pp. 89–122). Washington, DC: American Psychological Association.

Goldsteen, M., Houtepen, R., Proot, I. M., Abu-Saad, H. H., Spreeuwenberg, C., & Widdershoven, G. (2006). What is a good death? Terminally ill patients dealing with normative expectations around death and dying. *Patient Education and Counseling, 64,* 378–386.

Goldstein, M. H., & Schwade, J. A. (2008). Social feedback to infants' babbling facilitates rapid phonological learning. *Psychological Science, 19,* 515–523.

Goldstein, S. (2011). Attention-deficit/hyperactivity disorder. In S. Goldstein & C. R. Reynolds (Eds.), *Handbook of neurodevelopmental and genetic disorders in children* (2nd ed., pp. 131–150). New York: Guilford.

Goldston, D. B., Molock, S. D., Whitbeck, L. B., Murakami, J. L., Zayas, L. H., & Hall, G. C. N. (2008). Cultural considerations in adolescent suicide prevention and psychosocial treatment. *American Psychologist, 63,* 14–31.

Goleman, D. (1995). *Emotional intelligence.* New York: Bantam.

Goleman, D. (1998). *Working with emotional intelligence.* New York: Bantam.

Golinkoff, R. M., & Hirsh-Pasek, K. (2006). Baby wordsmith: From associationist to social sophisticate. *Current Directions in Psychological Science, 15,* 30–33.

Golinkoff, R. M., & Hirsh-Pasek, K. (2008). How toddlers begin to learn verbs. *Trends in Cognitive Sciences, 12,* 397–403.

Golomb, C. (2004). *The child's creation of a pictorial world* (2nd ed.). Mahwah, NJ: Erlbaum.

Golombok, S., Lycett, E., MacCallum, F., Jadva, V., Murray, C., Rust, J., Abdalla, H., Jenkins, J., & Margar, R. (2004). Parenting of infants conceived by gamete donation. *Journal of Family Psychology, 18,* 443–452.

Golombok, S., Perry, B., Burston, A., Murray, C., Mooney-Somers, J., Stevens, M., & Golding, J. (2003). Children with lesbian parents: A community study. *Developmental Psychology, 39,* 20–33.

Gomez-Perez, E., & Ostrosky-Solis, F. (2006). Attention and memory evaluation across the life span: Heterogeneous effects of age and education. *Journal of Clinical and Experimental Neuropsychology, 28,* 477–494.

Göncü, A. (1993). Development of intersubjectivity in the dyadic play of preschoolers. *Early Childhood Research Quarterly, 8,* 99–116.

Göncü, A., Patt, M. B., & Kouba E. (2004). Understanding young children's pretend play in context. In P. K. Smith & C. H. Hart (Eds.), *Blackwell handbook of childhood social development* (pp. 418–437). Malden, MA: Blackwell.

Gonzales, N. A., Cauce, A. M., Friedman, R. J., & Mason, C. A. (1996). Family, peer, and neighborhood influences on academic achievement among African-American adolescents: One-year prospective effects. *American Journal of Community Psychology, 24,* 365–387.

Gonzalez, A.-L., & Wolters, C. A. (2006). The relation between perceived parenting practices and achievement motivation in mathematics. *Journal of Research in Childhood Education, 21,* 203–217.

Good, T. L., & Brophy, J. (2003). *Looking in classrooms* (9th ed.). Boston: Allyn and Bacon.

Goode, V., & Goode, J. D. (2007). De facto zero tolerance: An exploratory study of race and safe school violations. In J. L. Kincheloe & K. Hayes (Eds.), *Teaching city kids: Understanding and appreciating them* (pp. 85–96). New York: Peter Lang.

Goodman, A. Schorge, J., & Greene, M. F. (2011). The long-term effects of in utero exposures—the DES story. *New England Journal of Medicine, 364,* 2083–2084.

Goodman, C. C. (2012). Caregiving grandmothers and their grandchildren: Well-being nine years later. *Children and Youth Services Review, 34,* 648–654.

Goodman, G. S., & Melinder, A. (2007). Child witness research and forensic interviews of young children: A review. *Legal and Criminological Psychology, 12,* 1–19.

Goodman, J., Dale, P., & Li, P. (2008). Does frequency count? Parental input and the acquisition of vocabulary. *Journal of Child Language, 35,* 515–531.

Goodnow, J. J. (2010). Culture. In M. H. Bornstein (Ed.), *Handbook of cultural developmental science* (pp. 3–20). New York: Psychology Press.

Goodvin, R., Meyer, S., Thompson, R. A., & Hayes, R. (2008). Self-understanding in early childhood: Associations with child attachment security and maternal negative affect. *Attachment and Human Development, 10,* 433–450.

Goodwin, M. H. (1998). Games of stance: Conflict and footing in hopscotch. In S. Hoyle & C. T. Adger (Eds.), *Language practices of older children* (pp. 23–46). New York: Oxford University Press.

Goodwin, R., & Pillay, U. (2006). Relationships, culture, and social change. In A. L. Vangelisti & D. Perlman (Eds.), *The Cambridge handbook of personal relationships* (pp. 760–779). New York: Cambridge University Press.

Goodyear-Brown, P., Fath, A., & Myers, L. (2012). Child sexual abuse: The scope of the problem. In P. Goodyear-Brown (Ed.), *Handbook of child sexual abuse: Identification, assessment, and treatment* (pp. 3–28). Hoboken, NJ: Wiley.

Gooren, E. M. J. C., Pol, A. C., Stegge, H., Terwogt, M. M., & Koot, H. M. (2011). The development of conduct problems and depressive symptoms in early elementary school children: The role of peer rejection. *Journal of Clinical Child and Adolescent Psychology, 40,* 245–253.

Gopnik, A., & Choi, S. (1990). Do linguistic differences lead to cognitive differences? A cross-linguistic study of semantic and cognitive development. *First Language, 11,* 199–215.

Gopnik, A., & Nazzi, T. (2003). Words, kinds, and causal powers: A theory theory perspective on early naming and categorization. In D. H. Rakison & L. M. Oakes (Eds.), *Early category and concept development* (p. 303–329). New York: Oxford University Press.

Gopnik, A., & Tenenbaum, J. B. (2007). Bayesian networks, Bayesian learning and cognitive development. *Developmental Science, 10,* 281–287.

Gordon, R. A., Chase-Lansdale, P. L., & Brooks-Gunn, J. (2004). Extended households and the life course of young mothers: Understanding the associations using a sample of mothers with premature, low-birth-weight babies. *Child Development, 75,* 1013–1038.

Gorelick, P. B., Scuteri A., Black S. E., DeCarli, C., Greenberg, S. M., Costantino, I., et al. (2011). Vascular contributions to cognitive impairment and dementia: A statement for healthcare professionals from the American Heart Association/American Stroke Association. *Stroke, 42,* 2672–2713.

Gormally, S., Barr, R. G., Wertheim, L., Alkawaf, R., Calinoiu, N., & Young, S. N. (2001). Contact and nutrient caregiving effects on newborn infant pain responses. *Developmental Medicine and Child Neurology, 43,* 28–38.

Goronzy, J. J., Shao, L., & Weyand, C. M. (2010). Immune aging and rheumatoid arthritis. *Rheumatoid Disease Clinics of North America, 36,* 297–310.

Gosselin, P. A., & Gagne, J.-P. (2011). Older adults expend more listening effort than young adults recognizing audiovisual speech in noise. *International Journal of Audiology, 50,* 786–792.

Goswami, U. (1996). Analogical reasoning and cognitive development. In H. Reese (Ed.), *Advances in child development and behavior* (Vol. 26, pp. 91–138). New York: Academic Press.

Gothe, N., Mullen, S. P., Wójcicki, T. R., Mailey, E. L., White, S. M., Olson, E. A. (2011). Trajectories of change in self-esteem in older adults: Exercise intervention effects. *Journal of Behavioral Medicine, 34,* 298–306.

Gott, M., & Hinchliff, S. (2003). How important is sex in later life? The views of older people. *Social Science and Medicine, 56,* 1617–1628.

Gott, M., Seymour, J., Bellamy, G., Clark, D., & Ahmedzai, S. (2004). Older people's views about home as a place of care at the end of life. *Palliative Medicine, 18,* 460–467.

Gottfredson, G. D., & Duffy, R. D. (2008). Using a theory of vocational personalities and work environments to explore subjective well-being. *Journal of Career Assessment, 16,* 44–59.

Gottfredson, L. S. (2005). Applying Gottfredson's theory of circumscription and compromise in career guidance and counseling. In S. D. Brown & R. W. Lent (Eds.), *Career development and counseling* (pp. 71–100). Hoboken, NJ: Wiley.

Gottfried, A. E., Gottfried, A. W., & Bathurst, K. (2002). Maternal and dual-earner employment status and parenting. In M. H. Bornstein (Ed.), *Handbook of parenting. Vol. 2: Biology and ecology of parenting* (2nd ed., pp. 207–229). Mahwah, NJ: Erlbaum.

Gottlieb, G. (1998). Normally occurring environmental and behavioral influences on gene activity: From central dogma to probabilistic epigenesis. *Psychological Review, 105,* 792–802.

Gottlieb, G. (2003). On making behavioral genetics truly developmental. *Human Development, 46,* 337–355.

Gottlieb, G. (2007). Probabilistic epigenesis. *Developmental Science, 10,* 1–11.

Gottlieb, G., Wahlsten, D., & Lickliter, R. (2006). The significance of biology for human development: A developmental psychobiological systems view. In R. M. Lerner (Ed.), *Handbook of child psychology: Vol. 1. Theoretical models of human development* (6th ed., pp. 210–257). Hoboken, NJ: Wiley.

Gottman, J. M., Gottman, J. S., & Shapiro, A. (2010). A new couples approach to interventions for the transition to parenthood. In M. S. Schulz, M. K. Pruett, P. K. Kerig, & R. D. Parke (Eds.), *Strengthening couple relationships for optimal child development* (pp. 165–179). Washington, DC: American Psychological Association.

Gottman, J. M. (2011). *The science of trust: Emotional attunement for couples.* New York: Norton.

Gottman, J. M., & Levenson, R. W. (2000). The timing of divorce: Predicting when a couple will divorce over a 14-year period. *Journal of Marriage and Family, 62,* 737–745.

Gould, E. (2007). How widespread is adult neurogenesis in mammals? *Nature Reviews: Neuroscience, 8,* 481–488.

Gould, F., Clarke, J., Heim, C., Harvey, P. D., Majer, M., & Nemeroff, C. B. (2010). The effects of child abuse and neglect on cognitive functioning in adulthood. *Journal of Psychiatric Research, 46,* 500–506.

Gould, J. L., & Keeton, W. T. (1996). *Biological science* (6th ed.). New York: Norton.

Graber, J. A. (2003). Puberty in context. In C. Hayward (Ed.), *Gender differences at puberty* (pp. 307–325). New York: Cambridge University Press.

Graber, J. A. (2004). Internalizing problems during adolescence. In R. M. Lerner & L. Steinberg (Eds.), *Handbook of adolescent psychology* (2nd ed., pp. 587–626). Hoboken, NJ: Wiley.

Graber, J. A., Brooks-Gunn, J., & Warren, M. P. (2006). Pubertal effects on adjustment in girls: Moving from demonstrating effects to identifying pathways. *Journal of Youth and Adolescence, 35,* 413–423.

Graber, J. A., Nichols, T., Lynne, S. D., Brooks-Gunn, J., & Botwin, G. J. (2006). A longitudinal examination of family, friend, and media influences on competent versus problem behaviors among urban minority youth. *Applied Developmental Science, 10,* 75–85.

Graber, J. A., Seeley, J. R., Brooks-Gunn, J., & Lewinsohn, P. M. (2004). Is pubertal timing associated with psychopathology in young adulthood? *Journal of the American Academy of Child and Adolescent Psychiatry, 43,* 718–726.

Graber, J. A., & Sontag, L. M. (2009). Internalizing problems during adolescence. In R. M. Lerner & L. Steinberg (Eds.), *Handbook of adolescent psychology: Vol. 1. Individual bases of adolescent development* (3rd ed., pp. 642–682). Hoboken, NJ: Wiley.

Grabowski, D. C., Aschbrenner, K. A., Rome, V. F., & Bartels, S. J. (2010). Quality of mental health care for nursing home residents: A literature review. *Medical Care Research and Review, 67,* 627–656.

Graham-Bermann, S. A., & Howell, K. H. (2011). Child maltreatment in the context of intimate partner violence. In J. E. B. Myers (Ed.), *Child maltreatment* (3rd ed., pp. 167–180). Thousand Oaks, CA: Sage.

Gralinski, J. H., & Kopp, C. B. (1993). Everyday rules for behavior: Mothers' requests to young children. *Developmental Psychology, 29,* 573–584.

Grall, T. S. (2011, December). *Custodial mothers and fathers and their child support: 2007. Current Population Reports,* P60–240. Washington, DC: U.S. Department of Commerce.

Granger, R. C. (2008). After-school programs and academics: Implications for policy, practice, and research. *Social Policy Report of the Society for Research in Child Development, 22*(2), 3–11.

Granier-Deferre, C., Bassereau, S., Ribeiro, A., Jacquet, A.-Y., & Lecanuet, J.-P. (2003). *Cardiac "orienting" response in fetuses and babies following in utero melody-learning.* Paper presented at the 11th European Conference on Developmental Psychology, Milan, Italy.

Granillo, T., Jones-Rodriguez, G., & Carvajal, S. C. (2005). Prevalence of eating disorders in Latina adolescents: Associations with substance use and other correlates. *Journal of Adolescent Health, 36,* 214–220.

Granot, T. (2005). *Without you: Children and young people growing up with loss and its effects.* London: Jessica Kingsley.

Grant, K., O'Koon, J., Davis, T., Roache, N., Poindexter, L., & Armstrong, M. (2000). Protective factors affecting low-income urban African American youth exposed to stress. *Journal of Early Adolescence, 20,* 388–418.

Grantham-McGregor, S., Powell, C., Walker, S., Chang, S., & Fletcher, P. (1994). The long-term follow-up of severely malnourished children who participated in an intervention program. *Child Development, 65,* 428–439.

Grantham-McGregor, S., Schofield, W., & Powell, C. (1987). Development of severely malnourished children who received psychosocial stimulation: Six-year follow-up. *Pediatrics, 79,* 247–254.

Grantham-McGregor, S., Walker, S. P., & Chang, S. (2000). Nutritional deficiencies and later behavioral development. *Proceedings of the Nutrition Society, 59,* 47–54.

Graves, L. M., Ohlott, P. J., & Ruderman, M. N. (2007). Commitment to family roles: Effects on managers' attitudes and performance. *Journal of Applied Psychology, 92,* 44–56.

Gray, K. A., Day, N. L., Leech, S., & Richardson, G. A. (2005). Prenatal marijuana exposure: Effect on child depressive symptoms at ten years of age. *Neurotoxicology and Teratology, 27,* 439–448.

Gray, M. R., & Steinberg, L. (1999). Unpacking authoritative parenting: Reassessing a multidimensional construct. *Journal of Marriage and the Family, 61,* 574–587.

Gray-Little, B., & Carels, R. (1997). The effects of racial and socioeconomic consonance on self-esteem and achievement in elementary, junior high, and high school students. *Journal of Research on Adolescence, 7,* 109–131.

Gray-Little, B., & Hafdahl, A. R. (2000). Factors influencing racial comparisons of self-esteem: A quantitative review. *Psychological Bulletin, 126,* 26–54.

Green, G. E., Irwin, J. R., & Gustafson, G. E. (2000). Acoustic cry analysis, neonatal status and long-term developmental outcomes. In R. G. Barr, B. Hopkins, & J. A. Green (Eds.), *Crying as a sign, a symptom, and a signal* (pp. 137–156). Cambridge, UK: Cambridge University Press.

Greenberger, E., O'Neil, R., & Nagel, S. K. (1994). Linking workplace and homeplace: Relations between the nature of adults' work and their parenting behavior. *Developmental Psychology, 30,* 990–1002.

Greendorfer, S. L., Lewko, J. H., & Rosengren, K. S. (1996). Family and gender-based socialization of children and adolescents. In F. L. Smoll & R. E. Smith (Eds.), *Children and youth in sport: A biopsychological perspective* (pp. 89–111). Dubuque, IA: Brown & Benchmark.

Greene, J. A., Torney-Purta, J., & Azevedo, R. (2010). Empirical evidence regarding relations among a model of epistemic and ontological cognition, academic performance, and educational level. *Journal of Educational Psychology, 102,* 234–255.

Greene, K., Krcmar, M., Walters, L. H., Rubin, D. L., Hale, J., & Hale, L. (2000). Targeting adolescent risk-taking behaviors: The contributions of egocentrism and sensation-seeking. *Journal of Adolescence, 23,* 439–461.

Greene, M. L., Way, N., & Pahl, K. (2006). Trajectories of perceived adult and peer discrimination among black, Latino, and Asian American adolescents: Patterns and psychological correlates. *Developmental Psychology, 42,* 218–238.

Greene, S. M., Anderson, E., Hetherington, E. M., Forgath, M. S., & DeGarmo, D. S. (2003). Risk and resilience after divorce. In R. Walsh (Ed.), *Normal family processes* (pp. 96–120). New York: Guilford.

Greenfield, P. (1992, June). *Notes and references for developmental psychology.* Conference on Making Basic Texts in Psychology More Culture-Inclusive and Culture-Sensitive, Western Washington University, Bellingham, WA.

Greenfield, P. M. (2004). *Weaving generations together: Evolving creativity in the Maya of Chiapas.* Santa Fe, NM: School of American Research.

Greenfield, P. M., Maynard, A. E., & Childs, C. P. (2000). History, culture, learning, and development. *Cross-Cultural Research, 34,* 351–374.

Greenhill, L. L., Halperin, J. M., & Abikoff, H. (1999). Stimulant medications. *Journal of the American Academy of Child and Adolescent Psychiatry, 38,* 503–512.

Greenough, W. T., & Black, J. E. (1992). Induction of brain structure by experience: Substrates for cognitive development. In M. R. Gunnar & C. A. Nelson (Eds.), *Minnesota Symposia on Child Psychology* (pp. 155–200). Hillsdale, NJ: Erlbaum.

Gregg, V., Gibbs, J. C., & Fuller, D. (1994). Patterns of developmental delay in moral judgment by male and female delinquents. *Merrill-Palmer Quarterly, 40,* 538–553.

Gregory, A., & Weinstein, R. S. (2004). Connection and regulation at home and in school: Predicting growth in achievement for adolescents. *Journal of Adolescent Research, 19,* 405–427.

Greve, W., & Bjorklund, D. F. (2009). The Nestor effect: Extending evolutionary developmental psychology to a lifespan perspective. *Developmental Review, 29,* 163–179.

Griffin, Z. M., & Spieler, D. H. (2006). Observing the what and when of language production for different age groups by monitoring speakers' eye movements. *Brain and Language, 99,* 272–288.

Grigorenko, E. L. (2000). Heritability and intelligence. In R. J. Sternberg (Ed.), *Handbook of intelligence* (pp. 53–91). Cambridge, UK: Cambridge University Press.

Grob, A., Krings, F., & Bangerter, A. (2001). Life markers in biographical narratives of people from three cohorts: A life span perspective in its historical context. *Human Development, 44,* 171–190.

Grolnick, W. S., Kurowski, C. O., Dunlap, K. G., & Hevey, C. (2000). Parental resources and the transition to junior high. *Journal of Research on Adolescence, 10,* 466–488.

Gropman, A. L., & Adams, D. R. (2007). Atypical patterns of inheritance. *Seminars in Pediatric Neurology, 14,* 34–45.

Grossbaum, M. F., & Bates, G. W. (2002). Correlates of psychological well-being at midlife: The role of generativity, agency and communion, and narrative themes. *International Journal of Behavioral Development, 26,* 120–127.

Grossman, A. H. (2006). Physical and mental health of older lesbian, gay, and bisexual adults. In D. Kimmel, T. Rose, & S. David (Eds.), *Lesbian, gay, bisexual, and transgender aging* (pp. 53–69). New York: Columbia University Press.

Grossmann, K., Grossmann, K. E., Fremmer-Bombik, E., Kindler, H., Scheueueu-Englisch, H., & Zimmerman, P. (2002). The uniqueness of the child–father attachment relationship: Fathers' sensitive and challenging play as a pivotable variable in a 16-year longitudinal study. *Social Development, 11,* 307–331.

Grossmann, K., Grossmann, K. E., Kindler, H., & Zimmermann, P. (2008). A wider view of attachment and exploration: The influence of mothers and fathers on the development of psychological security from infancy to young adulthood. In J. Cassidy & P. R. Shaver (Eds.), *Handbook of attachment: Theory, research, and clinical applications* (2nd ed., pp. 880–905). New York: Guilford.

Grossmann, K., Grossmann, K. E., Spangler, G., Suess, G., & Unzner, L. (1985). Maternal sensitivity and newborns' orientation responses as related to quality of attachment in Northern Germany. In I. Bretherton & E. Waters (Eds.), Growing points of attachment theory and research. *Monographs of the Society for Research in Child Development, 50*(1–2, Serial No. 209).

Gruendel J., & Aber, J. L. (2007). Bridging the gap between research and child policy change: The role of strategic communications in policy advocacy. In J. L. Aber, S. J. Bishop-Josef, S. M. Jones, K. T. McLearn, & D. Phillips (Eds.), *Child development and social policy: Knowledge for action* (pp. 43–58). Washington, DC: American Psychological Association.

Gruenewald, D. A., & White, E. J. (2006). The illness experience of older adults near the end of life: A systematic review. *Anesthesiology Clinics of North America, 24,* 163–180.

Gruenewald, T. L., Karlamangla, A. S., Greendale, G. A., Singer, B. H., & Seeman, T. E. (2007). Feelings of mortality in older adults: The MacArthur Study of Successful Aging. *Journal of Gerontology, 62B,* P28–P37.

Gruenewald, T. L., Karlamangla, A. S., Greendale, G. A., Singer, B. H., & Seeman, T. E. (2009). Increased mortality risk in older adults with persistently low

or declining feelings of usefulness to others. *Journal of Aging and Health, 21,* 398–425.
Grundy, E. (2005). Reciprocity in relationships: Socio-economic and health influences on intergenerational exchanges between Third Age parents and their adult children in Great Britain. *British Journal of Sociology, 56,* 233–255.
Grundy, E., & Henretta, J. C. (2006). Between elderly parents and adult children: A new look at the "sandwich generation." *Aging and Society, 26,* 707–722.
Grusec, J. E. (1988). *Social development: History, theory, and research.* New York: Springer.
Grusec, J. E. (2006). The development of moral behavior and conscience from a socialization perspective. In M. Killen & J. Smetana (Eds.), *Handbook of moral development* (pp. 243–265). Philadelphia: Erlbaum.
Grusec, J. E., & Goodnow, J. J. (1994). Impact of parental discipline methods on the child's internalization of values: A reconceptualization of current points of view. *Developmental Psychology, 30,* 4–19.
Guedes, G. Tsai, J. C., & Loewen, N. A. (2011). Glaucoma and aging. *Current Aging Science, 4,* 110–117.
Guerra, N. G., Graham, S., & Tolan, P. H. (2011). Raising healthy children: Translating child development research into practice. *Child Development, 82,* 7–16.
Guglielmi, R. S. (2008). Native language proficiency, English literacy, academic achievement, and occupational attainment in limited-English-proficient students: A latent growth modeling perspective. *Journal of Educational Psychology, 100,* 322–342.
Guignard, J.-H., & Lubart, T. (2006). Is it reasonable to be creative? In J. C. Kaufman & J. Baer (Eds.), *Creativity and reason in cognitive development* (pp. 269–281). New York: Cambridge University Press.
Guildner, S. H., Loeb, S., Morris, D., Penrod, J., Bramlett, M., Johnston, L., & Schlotzhauer, P. (2001). A comparison of life satisfaction and mood in nursing home residents and community-dwelling elders. *Archives of Psychiatric Nursing, 15,* 232–240.
Guilford, J. P. (1985). The structure-of-intellect model. In B. B. Wolman (Ed.), *Handbook of intelligence* (pp. 225–266). New York: Wiley.
Guiso, L., Mont, F., Sapienza, P., & Zingales, L. (2008). Culture, gender, and math. *Science, 320,* 1164–1165.
Gullone, E. (2000). The development of normal fear: A century of research. *Clinical Psychology Review, 20,* 429–451.
Gulotta, T. P. (2008). How theory influences treatment and prevention practice within the family. In T. P. Gulotta (Ed.), *Family influences on child behavior and development: Evidence-based prevention and treatment approaches* (pp. 1–20). New York: Routledge.
Gunnar, M. R., & Cheatham, C. L. (2003). Brain and behavior interfaces: Stress and the developing brain. *Infant Mental Health Journal, 24,* 195–211.
Gunnar, M. R., Morison, S. J., Chisholm, K., & Schuder, M. (2001). Salivary cortisol levels in children adopted from Romanian orphanages. *Development and Psychopathology, 13,* 611–628.
Gunnarsdottir, I., Schack-Nielsen, L., Michaelson, K. F., Sørensen, T. I., & Thorsdottir, I. (2010). Infant weight gain, duration of exclusive breast-feeding, and childhood BMI—two similar follow-up cohorts. *Public Health Nutrition, 13,* 201–207.
Gunnoe, M. L., & Mariner, C. L. (1997). Toward a developmental-contextual model of the effects of parental spanking on children's aggression. *Archives of Pediatrics and Adolescent Medicine, 151,* 768–775.
Gunstad, J., Spitznagel, M. B., Luyster, F., Cohen, R. A., & Paul, R. H. (2007). Handedness and cognition across the healthy lifespan. *International Journal of Neuroscience, 117,* 477–485.
Gure, A., Ucanok, Z., & Sayil, M. (2006). The associations among perceived pubertal timing, parental relations and self-perception in Turkish adolescents. *Journal of Youth and Adolescence, 35,* 541–550.
Gureje, O., Ogunniyi, A., Baiyewu, O., Price, B., Unverzagt, F. W., & Evans, R. M. (2006). APOE epsilon-4 is not associated with Alzheimer's disease in elderly Nigerians. *Annals of Neurology, 59,* 182–185.
Gustafson, G. E., Green, J. A., & Cleland, J. W. (1994). Robustness of individual identity in the cries of human infants. *Developmental Psychobiology, 27,* 1–9.
Gustafson, G. E., Wood, R. M., & Green, J. A. (2000). Can we hear the causes of infants' crying? In R. G. Barr & B. Hopkins (Eds.), *Crying as a sign, a symptom, and a signal: Clinical, emotional, and developmental aspects of infant and toddler crying* (pp. 8–22). New York: Cambridge University Press.
Guterman, N. B., Lee, S. J., Taylor, C. A., & Rathouz, P. J. (2009). Parental perceptions of neighborhood processes, stress, personal control, and risk for physical child abuse and neglect. *Child Abuse and Neglect, 33,* 897–906.
Gutman, L. M. (2006). How student and parent goal orientations and classroom goal structures influence the math achievement of African Americans during the high school transition. *Contemporary Educational Psychology, 31,* 44–63.
Gutman, L. M., & Midgley, C. (2000). The role of protective factors in supporting the academic achievement of poor African-American students during the middle school transition. *Journal of Youth and Adolescence, 29,* 223–248.
Gutman, L. M., Sameroff, A. J., & Cole, R. (2003). Academic growth curve trajectories from 1st grade to 12th grade: Effects of multiple social risk factors and preschool child factors. *Developmental Psychology, 39,* 777–790.
Gutmann, D. (1977). The cross-cultural perspective: Notes toward a comparative psychology of aging. In J. E. Birren & K. W. Schaie (Eds.), *Handbook of the psychology of aging* (pp. 302–326). New York: Van Nostrand Reinhold.
Gutmann, D. L., & Huyck, M. H. (1994). Development and pathology in post-parental men: A community study. In E. Thompson, Jr. (Ed.), *Older men's lives* (pp. 65–84). Thousand Oaks, CA: Sage.
Gutteling, B. M., de Weerth, C., Zandbelt, N., Mulder, E. J. H., Visser, G. H. A., & Buitelaar, J. K. (2006). Does maternal prenatal stress adversely affect the child's learning and memory at age six? *Journal of Abnormal Child Psychology, 34,* 789–798.
Guttuso, T., Jr. (2012). Effective and clinically meaningful non-hormonal hot flash therapies. *Maturitas, 72,* 6–12.
Gwiazda, J., & Birch, E. E. (2001). Perceptual development: Vision. In E. B. Goldstein (Ed.), *Blackwell handbook of perception* (pp. 636–668). Oxford, UK: Blackwell.

H

Haentjens, P., Magaziner, J., Colón-Emeric, C. S., Vanderschueren, D., Milisen, K., Velkeniers, B., et al. (2010). Meta-analysis: Excess mortality after hip fracture among older women and men. *Annals of Internal Medicine, 16,* 380–390.
Hagberg, B., & Samuelsson, G. (2008). Survival after 100 years of age: A multivariate model of exceptional survival in Swedish centenarians. *Journal of Gerontology, 63A,* 1219–1226.
Hagerman, R. J., Berry-Kravis, E., Kaufmann, W. E., Ono, M. Y., Tartaglia, N., & Lachiewicz, A. (2009). Advances in the treatment of fragile X syndrome. *Pediatrics, 123,* 378–390.
Hahn, S., & Chitty, L. S. (2008). Noninvasive prenatal diagnosis: Current practice and future perspectives. *Current Opinion in Obstetrics and Gynecology, 20,* 146–151.
Haidt, J. (2001). The emotional dog and its rational tail: A social intuitionist approach to moral judgment. *Psychological Review, 108,* 814–834.
Haidt, J., & Kesebir, S. (2010). Morality. In S. T. Fiske & D. Gilbert (Eds.), *Handbook of social psychology* (5th ed., pp. 797–832). Hoboken, NJ: Wiley.
Haight, W. L., & Miller, P. J. (1993). *Pretending at home: Early development in a sociocultural context.* Albany, NY: State University of New York Press.
Haines, C. J., Xing, S. M., Park, K. H., Holinka, C. F., & Ausmanas, M. K. (2005). Prevalence of menopausal symptoms in different ethnic groups of Asian women and responsiveness to therapy with three doses of conjugated estrogens/medroxyprogesterone acetate: The pan-Asian menopause (PAM) study. *Maturitas, 52,* 264–276.
Hainline, L. (1998). The development of basic visual abilities. In A. Slater (Ed.), *Perceptual development: Visual, auditory, and speech perception in infancy* (pp. 37–44). Hove, UK: Psychology Press.
Hainsworth, J., & Barlow, J. (2001). Volunteers' experiences of becoming arthritis self-management lay leaders: "It's almost as if I've stopped aging and started to get younger!" *Arthritis and Rheumatism, 45,* 378–383.
Hakman, M., & Sullivan, M. (2009). The effect of task and maternal verbosity on compliance in toddlers. *Infant and Child Development, 18,* 195–205.
Hakuta, K., Bialystok, E., & Wiley, E. (2003). Critical evidence: A test of the critical-period hypothesis for second-language acquisitions. *Psychological Science, 14,* 31–38.
Halberstadt, A., Denham, S. A., & Dunsmore, J. (2001). Affective social competence. *Social Development, 10,* 79–119.
Hale, C. M., & Tager-Flusberg, H. (2003). The influence of language on theory of mind: A training study. *Developmental Science, 6,* 346–359.
Hale, S., Rose, N. S., Myerson, J., Strube, M. J., Sommers, M., Tye-Murray, N., et al. (2011). The structure of working memory abilities across the adult life span. *Psychology and Aging, 26,* 92–110.
Hales, C. N., & Ozanne, S. E. (2003). The dangerous road of catch-up growth. *Journal of Physiology, 547,* 5–10.
Haley, W. E. (2013). Family caregiving at end-of-life: Current status and future directions. In R. C. Talley & R. J. V. Montgomery (Eds.), *Caregiving across the lifespan: Research, practice, and policy* (pp. 157–175). New York: Springer.
Halfon, N., & McLearn, K. T. (2002). Families with children under 3: What we know and implications for results and policy. In N. Halfon & K. T. McLearn (Eds.), *Child rearing in America: Challenges facing parents with young children* (pp. 367–412). New York: Cambridge University Press.
Halford, G. S. (2005). Development of thinking. In K. J. Holyoak & R. G. Morrison (Eds.), *The Cambridge handbook of thinking and reasoning* (pp. 529–558). New York: Cambridge University Press.
Halford, G. S., & Andrews, G. (2006). Reasoning and problem solving. In D. Kuhn & R. Siegler (Eds.), *Handbook of child psychology: Vol. 2. Cognition, perception, and language* (6th ed., pp. 557–608). Hoboken, NJ: Wiley.
Halgunseth, L. C., Ispa, J. M., & Rudy, D. (2006). Parental control in Latino families: An integrated review of the literature. *Child Development, 77,* 1282–1297.
Hall, C. B., Derby, C., LeValley, A., Katz, M. J., Verghese, J., & Lipton, R. B. (2007). Education delays accelerated decline on a memory test in persons who develop dementia. *Neurology, 69,* 1657–1664.
Hall, C. B., Lipton, R. B., Sliwinski, M., Katz, M. J., Derby, C. A., & Verghese, J. (2009). Cognitive activities delay onset of memory decline in persons who develop dementia. *Neurology,* 73, 356–361.
Hall, D. G., & Graham, S. A. (1999). Lexical form class information guides word-to-object mapping in preschoolers. *Child Development, 70,* 78–91.
Hall, G. S. (1904). *Adolescence.* New York: Appleton.
Hall, J. G. (2003). Twinning. *Lancet, 362,* 735–743.

Hall, K., Murrell, J., Ogunniyi, A., Deeg, M., Baiyewu, O., & Gao, S. (2006). Cholesterol, APOE genotype, and Alzheimer disease: An epidemiologic study of Nigerian Yoruba. *Neurology, 66,* 223–227.

Halle, T. G. (2003). Emotional development and well-being. In M. H. Bornstein, L. Davidson, C. L. M. Keyes, K. A. Moore, & the Center for Child Well-Being (Eds.), *Well-being: Positive development across the life course* (pp. 125–138). Mahwah, NJ: Erlbaum.

Haller, J. (2005). Vitamins and brain function. In H. R. Lieberman, R. B. Kanarek, & C. Prasad (2005). *Nutritional neuroscience* (pp. 207–233). Philadelphia: Taylor & Francis.

Hallinan, M. T., & Kubitschek, W. N. (1999). Curriculum differentiation and high school achievement. *Social Psychology of Education, 3,* 41–62.

Halpern, C. T., Udry, J. R., & Suchindran, C. (1997). Testosterone predicts initiation of coitus in adolescent females. *Psychosomatic Medicine, 59,* 161–171.

Halpern, D. F. (2005a). How time-flexible work policies can reduce stress, improve health, and save money. *Stress and Health, 21,* 157–168.

Halpern, D. F. (2005b). Psychology at the intersection of work and family: Recommendations for employers, working families, and policymakers. *American Psychologist, 60,* 397–409.

Halpern, D. F., Benbow, C. P., Geary, D. C., Gur, R. C., Hyde, J. S., & Gernsbacher, M. A. (2007). The science of sex differences in science and mathematics. *Psychological Science in the Public Interest, 8,* 1–51.

Halpern, D. F., & Collaer, M. L. (2005). Sex differences in visuospatial abilities: More than meets the eye. In P. Shah & A. Miyake (Eds.), *Handbook of visuospatial thinking* (pp. 170–212). New York: Cambridge University Press.

Halpern-Felsher, B. L., Biehl, M., Kropp, R. Y., & Rubinstein, M. L. (2004). Perceived risks and benefits of smoking: Differences among adolescents with different smoking experiences and intentions. *Preventive Medicine, 39,* 559–567.

Haltzman, S., Holstein, N., & Moss, S. B. (2007). Men, marriage, and divorce. In J. E. Grant & M. N. Potenza (Eds.), *Textbook of men's mental health* (pp. 283–305). Washington, DC: American Psychiatric Publishing.

Hamberger, L. K., Lohr, J. M., Parker, L. M., & Witte, T. (2009). Treatment approaches for men who batter their partners. In C. Mitchell & D. Anglin (Eds.), *Intimate partner violence: A health-based perspective* (pp. 459–471). New York: Oxford University Press.

Hamer, D. H., Hu, S., Magnuson, V. L., Hu, N., & Pattatucci, A. M. L. (1993). A linkage between DNA markers on the X chromosome and male sexual orientation. *Science, 261,* 321–327.

Hamilton, S. F., & Hamilton, M. A. (2000). Research, intervention, and social change: Improving adolescents' career opportunities. In L. J. Crockett & R. K. Silbereisen (Eds.), *Negotiating adolescence in times of social change* (pp. 267–283). New York: Cambridge University Press.

Hammes, B., & Laitman, C. J. (2003). Diethylstilbestrol (DES) update: Recommendations for the identification and management of DES-exposed individuals. *Journal of Midwifery and Women's Health, 48,* 19–29.

Hampton, K. N., Goulet, L. S., Rainie, L., & Purcell, K. (2011). *Social networking sites and our lives.* Washington, DC: Pew Research Center Internet & American Life Project. Retrieved from www.pewinternet.org/Reports/2011/Technology-and-social-networks.aspx

Han, W.-J., & Waldfogel, J. (2003). Parental leave: The impact of recent legislation on parents' leave taking. *Demography, 40,* 191–200.

Hane, A. A., Cheah, C., Rubin, K. H., & Fox, N. A. (2008). The role of maternal behavior in the relation between shyness and social reticence in early childhood and social withdrawal in middle childhood. *Social Development, 17,* 795–811.

Hanioka, T., Ojima, M., Tanaka, K., & Yamamoto, M. (2011). Does secondhand smoke affect the development of dental caries in children? A systematic review. *International Journal of Environmental Research and Public Health, 8,* 1503–1509.

Hankin, B. L., & Abela, J. R. Z. (2005). Depression from childhood through adolescence and adulthood: A developmental vulnerability and stress perspective. In B. L. Hankin & J. R. Z. Abela (Eds.), *Development of psychopathology: A vulnerability-stress perspective* (pp. 245–288). Thousand Oaks, CA: Sage.

Hankin, B. L., Stone, L., & Wright, P. A. (2010). Co-rumination, interpersonal stress generation, and internalizing symptoms: Accumulating effects and transactional influences in a multiwave study of adolescents. *Development and Psychopathology, 22,* 217–235.

Hannon, E. E., & Johnson, S. P. (2004). Infants use meter to categorize rhythms and melodies: Implications for musical structure learning. *Cognitive Psychology, 50,* 354–377.

Hannon, E. E., & Trehub, S. E. (2005a). Metrical categories in infancy and adulthood. *Psychological Science, 16,* 48–55.

Hannon, E. E., & Trehub, S. E. (2005b). Tuning in to musical rhythms: Infants learn more readily than adults. *Proceedings of the National Academy of Sciences, 102,* 12639–12643.

Hannon, T. S., Rao, G., & Arslanian, S. A. (2005). Childhood obesity and type 2 diabetes mellitus. *Pediatrics, 116,* 473–480.

Hans, S. L., & Jeremy, R. J. (2001). Postneonatal mental and motor development of infants exposed in utero to opiate drugs. *Infant Mental Health Journal, 22,* 300–315.

Hansell, N. K., Wright, M. J., Geffen, G. M., Geffen, L. B., Smith, G. A., & Martin, N. G. (2001). Genetic influence on ERP slow wave measures of working memory. *Behavioral Genetics, 31,* 603–614.

Hansen, M., Janssen, I., Schiff, A., Zee, P. C., & Dubocovich, M. L. (2005). The impact of school daily schedule on adolescent sleep. *Pediatrics, 115,* 1555–1561.

Hansen, M. B., & Markman, E. M. (2009). Children's use of mutual exclusivity to learn labels for parts of objects. *Developmental Psychology, 45,* 592–596.

Hansson, R. O., & Stroebe, M. S. (2007). The dual process model of coping with bereavement and development of an integrative risk factor framework. In R. O. Hansson & M. S. Stroebe (Eds.), *Bereavement in late life: Coping, adaptation, and developmental influences* (pp. 41–60). Washington, DC: American Psychological Association.

Hao, L., & Woo, H. S. (2012). Distinct trajectories in the transition to adulthood: Are children of immigrants advantaged? *Child Development, 83,* 1623–1639.

Happé, F., & Frith, U. (2006). The weak coherence account: Detail-focused cognitive style in autism spectrum disorders. *Journal of Autism and Developmental Disorders, 1,* 1–21.

Harachi, T. W., Fleming, C. B., White, H. R., Ensminger, M. E., Abbott, R. D., Catalano, R. F., & Haggerty, K. P. (2006). Aggressive behavior among girls and boys during middle childhood: Predictors and sequelae of trajectory group membership. *Aggressive Behavior, 32,* 279–293.

Harden, K. Paige, & Tucker-Drob, E. M. (2011). Individual differences in the development of sensation seeking and impulsivity during adolescence: Further evidence for a dual systems model. *Developmental Psychology, 47,* 739–746.

Hardy, S. A., & Carlo, G. (2005). Religiosity and prosocial behaviours in adolescence: The mediating role of prosocial values. *Journal of Moral Education, 34,* 231–249.

Hardy, S. A., & Carlo, G. (2011). Moral identity: What is it, how does it develop, and is it linked to moral action? *Child Development Perspectives, 5,* 212–218.

Hardy, S. A., Pratt, M. W., Pancer, S. M., Olsen, J. A., & Lawford, H. L. (2011). Community and religious involvement as contexts of identity change across late adolescence and emerging adulthood. *International Journal of Behavioral Development, 35,* 125–135.

Harley, B., & Jean, G. (1999). Vocabulary skills of French immersion students in their second language. *Zeitschrift für Interkulturellen Fremdsprachenunterricht, 4*(2). Retrieved from www.ualberta.ca

Harley, K., & Reese, E. (1999). Origins of autobiographical memory. *Developmental Psychology, 35,* 1338–1348.

Harlow, H. F., & Zimmerman, R. (1959). Affectional responses in the infant monkey. *Science, 130,* 421–432.

Harman, S. M., & Blackman, M. R. (2004). Use of growth hormone for prevention or treatment of effects of aging. *Journal of Gerontology, 59,* 652–658.

Harris, G. (1997). Development of taste perception and appetite regulation. In G. Bremner, A. Slater, & G. Butterworth (Eds.), *Infant development: Recent advances* (pp. 9–30). East Sussex, UK: Erlbaum.

Harris, J. R. (1998). *The nurture assumption: Why children turn out the way they do.* New York: Free Press.

Harris, P. L. (2011). Death in Spain, Madagascar, and beyond. In V. Talwar, P. L. Harris, & M. Schleifer (Eds.), *Children's understanding of death* (pp. 19–40). New York: Cambridge University Press.

Harris, R. C., Robinson, J. B., Chang, F., & Burns, B. M. (2007). Characterizing preschool children's attention regulation in parent–child interactions: The roles of effortful control and motivation. *Journal of Applied Developmental Psychology, 28,* 25–39.

Harris, Y. R., & Graham, J. A. (2007). *The African American child: Development and challenges.* New York: Springer.

Harris Interactive. (2011). *Large majorities support doctor-assisted suicide for terminally ill patients in great pain.* Retrieved from www.harrisinteractive.com/NewsRoom/HarrisPolls/tabid/447/mid/1508/articleId/677/ctl/ReadCustom%20Default/Default.aspx

Hart, B., & Risley, T. R. (1995). *Meaningful differences in the everyday experience of young American children.* Baltimore: Paul H. Brookes.

Hart, C. H., Burts, D. C., Durland, M. A., Charlesworth, R., DeWolf, M., & Fleege, P. O. (1998). Stress behaviors and activity type participation of preschoolers in more and less developmentally appropriate classrooms: SES and sex differences. *Journal of Research in Childhood Education, 13,* 176–196.

Hart, C. H., Newell, L. D., & Olsen, S. F. (2003). Parenting skills and social–communicative competence in childhood. In J. O. Greene & B. R. Burleson (Eds.), *Handbook of communication and social interaction skills* (pp. 753–797). Mahwah, NJ: Erlbaum.

Hart, C. H., Yang, C., Charlesworth, R., & Burts, D. C. (2003, April). *Kindergarten teaching practices: Associations with later child academic and social/emotional adjustment to school.* Paper presented at the biennial meeting of the Society for Research in Child Development, Tampa, FL.

Hart, C. H., Yang, C., Nelson, L. J., Robinson, C. C., Olsen, J. A., Nelson, D. A., Porter, C. L., Jin, S., Olsen, S. F., & Wu, P. (2000). Peer acceptance in early childhood and subtypes of socially withdrawn behavior in China, Russia, and the United States. *International Journal of Behavioral Development, 24,* 73–81.

Hart, D., Atkins, R., & Donnelly, T. M. (2006). Community service and moral development. In M. Killen & J. G. Smetana (Eds.), *Handbook of moral development* (pp. 633–656). Philadelphia: Erlbaum.

Hart, D., Atkins, R., & Matsuba, M. K. (2008). The association of neighborhood poverty with personality change in childhood. *Journal of Personality and Social Psychology, 44,* 1048–1061.

Hart, D., Donnelly, T. M., Youniss, J., & Atkins, R. (2007). High school community service as a predictor of adult voting and volunteering. *American Educational Research Journal, 44,* 197–219.
Hart, D., & Fegley, S. (1995). Prosocial behavior and caring in adolescence: Relations to self-understanding and social judgment. *Child Development, 66,* 1346–1359.
Hart, H., & Rubia, K. (2012). Neuroimaging of child abuse: A review. *Frontiers in Human Neuroscience, 6,* 52.
Hart, H. M., McAdams, D. P., Hirsch, B. J., & Bauer, J. J. (2001). Generativity and social involvement among African Americans and white adults. *Journal of Research in Personality, 35,* 208–230.
Harter, S. (1998). The development of self-representations. In N. Eisenberg (Ed.), *Handbook of child psychology: Vol. 3. Social, emotional, and personality development* (5th ed., pp. 553–618). New York: Wiley.
Harter, S. (1999). *The construction of self: A developmental perspective.* New York: Guilford.
Harter, S. (2003). The development of self-representations during childhood and adolescence. In M. R. Leary & J. P. Tangney (Eds.), *Handbook of self and identity* (pp. 610–642). New York: Guilford.
Harter, S. (2006). The self. In N. Eisenberg (Ed.), *Handbook of child psychology: Vol. 3. Social, emotional, and personality development* (6th ed., pp. 505–570). Hoboken, NJ: Wiley.
Harter, S., & Whitesell, N. (1989). Developmental changes in children's understanding of simple, multiple, and blended emotion concepts. In C. Saarni & P. Harris (Eds.), *Children's understanding of emotion* (pp. 81–116). Cambridge, UK: Cambridge University Press.
Hartley, A. (2006). Changing role of the speed of processing construct. In J. E. Birren & K. W. Schaie (Eds.), *Handbook of the psychology of aging* (6th ed., pp. 183–207). Burlington, MA: Academic Press.
Hartman, J., & Warren, L. H. (2005). Explaining age differences in temporal working memory. *Psychology and Aging, 20,* 645–656.
Hartshorn, K., Rovee-Collier, C., Gerhardstein, P., Bhatt, R. S., Wondoloski, T. L., Klein, P., Gilch, J., Wurtzel, N., & Campos-de-Carvalho, M. (1998). The ontogeny of long-term memory over the first year-and-a-half of life. *Developmental Psychobiology, 32,* 69–89.
Hartup, W. W. (2006). Relationships in early and middle childhood. In A. L. Vangelisti & D. Perlman (Eds.), *Cambridge handbook of personal relationships* (pp. 177–190). New York: Cambridge University Press.
Hartup, W. W., & Abecassis, M. (2004). Friends and enemies. In P. K. Smith & C. H. Hart (Eds.), *Blackwell handbook of childhood social development* (pp. 285–306). Malden, MA: Blackwell.
Hartup, W. W., & Stevens, N. (1999). Friendships and adaptation across the life span. *Current Directions in Psychological Science, 8,* 76–79.
Harvey, M. W. (2001). Vocational-technical education: A logical approach to dropout prevention for secondary special education. *Preventing School Failure, 45,* 108–113.
Harwood, J. (2001). Comparing grandchildren's and grandparents' stake in their relationship. *International Journal of Aging and Human Development, 53,* 195–210.
Harwood, M. D., & Farrar, M. J. (2006). Conflicting emotions: The connection between affective perspective taking and theory of mind. *British Journal of Developmental Psychology, 24,* 401–418.
Harwood, R., Leyendecker, B., Carlson, V., Asencio, M., & Miller, A. (2002). Parenting among Latino families in the U.S. In M. H. Bornstein (Ed.), *Handbook of parenting: Vol. 4. Social conditions and applied parenting* (4th ed., pp. 21–46). Mahwah, NJ: Erlbaum.
Hasebe, Y., Nucci, L., & Nucci, M. S. (2004). Parental control of the personal domain and adolescent symptoms of psychopathology: A cross-national study in the United States and Japan. *Child Development, 75,* 815–828.
Hasher, L., Lustig, C., & Zacks, R. T. (2007). Inhibitory mechanisms and the control of attention. In A. R. A. Conway, C. Jarrold, M. Kane, A. Miyake, & J. N. Towse (Eds.), *Variation in working memory* (pp. 227–249). New York: Oxford University Press.
Hastings, E. C., & West, R. L. (2009). The relative success of a self-help and a group-based memory training program for older adults. *Psychology and Aging, 24,* 586–594.
Hastrup, B. (2007). Healthy aging in Denmark? In M. Robinson, W. Novelli, C. Pearson, & L. Norris (Eds.), *Global health and global aging* (pp. 71–84). San Francisco: Jossey-Bass.
Hatch, L. R., & Bulcroft, K. (2004). Does long-term marriage bring less frequent disagreements? *Journal of Family Issues, 25,* 465–495.
Hatfield, E., Rapson, R. L, & Martel, L. D. (2007). Passionate love and sexual desire. In S. Kitayama & D. Cohen (Eds.), *Handbook of cultural psychology* (pp. 760–779). New York: Guilford.
Hatfield, E., & Sprecher, S. (1995). Men's and women's mate preferences in the United States, Russia, and Japan. *Journal of Cross-Cultural Psychology, 26,* 728–750.
Hau, K.-T., & Ho, I. T. (2010). Chinese students' motivation and achievement. In M. H. Bond (Ed.), *Oxford handbook of Chinese psychology* (pp. 187–204). New York: Oxford University Press.
Hauf, P., Aschersleben, G., & Prinz, W. (2007). Baby do–baby see! How action production influences action perception in infants. *Cognitive Development, 22,* 16–32.
Haukkala, A., Konttinen, H., Laatikainen, T., Kawachi, I., & Uutela, A. (2010). Hostility, anger control, and anger expression as predictors of cardiovascular disease. *Psychosomatic Medicine, 72,* 556–562.
Hausfather, A., Toharia, A., LaRoche, C., & Engelsmann, F. (1997). Effects of age of entry, daycare quality, and family characteristics on preschool behavior. *Journal of Child Psychology and Psychiatry, 38,* 441–448.
Hawkins, J. N. (1994). Issues of motivation in Asian education. In H. F. O'Neil, Jr., & M. Drillings (Eds.), *Motivation: Theory and research* (pp. 101–115). Hillsdale, NJ: Erlbaum.
Hawkley, L. C., & Cacioppo, J. T. (2004). Stress and the aging immune system. *Brain, Behavior and Immunity, 18,* 114–119.
Haworth, C. M. A., Wright, M. J., Luciano, M., Martin, N. G., de Geus, E. J. C., van Beijsterveldt, C. E. M., et al. (2010). The heritability of general cognitive ability increases linearly from childhood to young adulthood. *Molecular Psychiatry, 15,* 1112–1120.
Haws, R. A., Yakoob, M. Y., Soomro, T., Menezes, E. V., Darmstadt, G. L., & Bhutta, Z. A. (2009). Reducing stillbirths: Screening and monitoring during pregnancy and labour. *BMC Pregnancy and Childbirth, 9*(Suppl. S1).
Hawton, A., Green, C., Dickens, A. P., Richards, S. H., Taylor, R. S., & Edwards, R. (2011). The impact of social isolation on the health status and health-related quality of life of older people. *Quality of Life Research, 20,* 57–67.
Hay, D. F., Pawlby, S., Waters, C. S., Perra, O., & Sharp, D. (2010). Mothers' antenatal depression and their children's antisocial outcomes. *Child Development, 81,* 149–165.
Hay, E. L., & Diehl, M. (2010). Reactivity to daily stressors in adulthood: The importance of stressor type in characterizing risk factors. *Psychology and Aging, 25,* 118–131.
Hay, J. F., & Jacoby, L. L. (1999). Separating habit and recollection in young and older adults: Effects of elaborative processing and distinctiveness. *Psychology and Aging, 14,* 122–134.
Hay, P., & Bacaltchuk, J. (2004). Bulimia nervosa. *Clinical Evidence, 12,* 1326–1347.
Haycock, P. C. (2009). Fetal alcohol spectrum disorders: The epigenetic perspective. *Biology of Reproduction, 81,* 607–617.
Hayflick, L. (1994). *How and why we age.* New York: Ballantine.
Hayflick, L. (1998). How and why we age. *Experimental Gerontology, 33,* 639–653.
Hayne, H., Herbert, J., & Simcock, G. (2003). Imitation from television by 24- and 30-month-olds. *Developmental Science, 6,* 254–261.
Hayne, H., Rovee-Collier, C., & Perris, E. E. (1987). Categorization and memory retrieval by three-month-olds. *Child Development, 58,* 750–767.
Hayslip, B., Jr., Emick, M. A., Handerson, C. E., & Elias, K. (2002). Temporal variations in the experience of custodial grandparenting: A short-term longitudinal study. *Journal of Applied Gerontology, 21,* 139–156.
Hayslip, B., Jr., & Kaminski, P. L. (2005). Grandparents raising their grandchildren. *Marriage and Family Review, 37,* 147–169.
Haywood, H. C., & Lidz, C. S. (2007). *Dynamic assessment in practice.* New York: Cambridge University Press.
Haywood, K. M., & Getchell, N. (2005). *Life span motor development* (4th ed.). Champaign, IL: Human Kinetics.
Haywood, K. M., & Getchell, N. (2009). *Life span motor development* (5th ed.). Champaign, IL: Human Kinetics.
Hazen, N. L., McFarland, L., Jacobvitz, D., & Boyd-Soisson, E. (2010). Fathers' frightening behaviours and sensitivity with infants: Relations with fathers' attachment representations, father–infant attachment, and children's later outcomes. *Early Child Development and Care, 180,* 51–69.
Head Start Bureau. (2010). *Head Start Program fact sheet.* Retrieved from eclkc.ohs.acf.hhs.gov/hslc/mr/factsheets/fHeadStartProgr.htm
Healthy Families America. (2011). *Healthy Families America FAQ.* Retrieved from www.healthyfamiliesamerica.org/about_us/faq.shtml
Heath, S. B. (1990). The children of Trackton's children: Spoken and written in social change. In J. Stigler, G. Herdt, & R. A. Shweder (Eds.), *Cultural psychology: Essays on comparative human development* (pp. 496–519). New York: Cambridge University Press.
Heaven, P. C. L., & Ciarrochi, J. (2008). Parental styles, conscientiousness, and academic performance in high school: A three-wave longitudinal study. *Personality and Social Psychology Bulletin, 34,* 451–461.
Hebblethwaite, S., & Norris, J. (2011). Expressions of generativity through family leisure: Experiences of grandparents and adult grandchildren. *Family Relations, 60,* 121–133.
Hebert, K., Moore, H., & Rooney, J. (2011). The nurse advocate in end-of-life care. *Ochsner Journal, 11,* 325–329.
Heckhausen, J., Wrosch, C., & Schultz, R. (2010). A motivational theory of life-span development. *Psychological Review, 117,* 32–60.
Heckman, J. J., Seong, H. M., Pinto, R., Savelyev, P., & Yavitz, A. (2010). A new cost–benefit and rate of return for the Perry Preschool Program: A summary. In A. J. Reynolds, A. J. Rolnick, M. M. Englund, & J. Temple (Eds.), *Childhood programs and practices in the first decade of life: A human capital integration* (pp. 199–213). New York: Cambridge University Press.
Hedberg, K., Hopkins, D., Leman, R., & Kohn, M. (2009). The 10-year experience of Oregon's Death with Dignity Act: 1998–2007. *Journal of Clinical Ethics, 20,* 124–132.
Hedge, J. W., Borman, W. C., & Lammlein, S. E. (2006). *The aging workforce: Realities, myths, and*

implications for organizations. Washington, DC: American Psychological Association.
Hediger, M. L., Overpeck, M. D., Ruan, W. J., & Troendle, J. F. (2002). Birthweight and gestational age effects on motor and social development. *Paediatric and Perinatal Epidemiology, 16,* 33–46.
Heil, M., Kavsek, Rolke, B., Best, C., & Jansen, P. (2011). Mental rotation in female fraternal twins: Evidence for intrauterine hormone transfer? *Biological Psychology, 86,* 90–93.
Heilbrun, K., Lee, R., & Cottle, C. C. (2005). Risk factors and intervention outcomes: Meta-analyses of juvenile offending. In K. Heilbrun, N. E. S. Goldstein, & R. E. Redding (Eds.), *Juvenile delinquency: Prevention, assessment, and intervention* (pp. 111–133). New York: Oxford University Press.
Heiman, N., Stallings, M. C., Hofer, S. M., & Hewitt, J. K. (2003). Investigating age differences in the genetic and environmental structure of the tridimensional personality questionnaire in later adulthood. *Behavior Genetics, 33,* 171–180.
Heino, R., Ellison, N., & Gibbs, J. (2010). Relationshopping: Investigating the market metaphor in online dating. *Journal of Social and Personal Relationships, 27,* 427–447.
Helburn, S. W. (Ed.). (1995). *Cost, quality and child outcomes in child care centers.* Denver: University of Colorado.
Hellemans, K. G., Sliwowska, J. H., Verma, P., & Weinberg, J. (2010). Prenatal alcohol exposure: Fetal programming and later life vulnerability to stress, expression and anxiety disorders. *Neuroscience and Biobehavioral Reviews, 34,* 791–807.
Helm, H. M., Hays, J. C., Flint, E. P., Koenig, H. G., & Blazer, D. G. (2000). Does private religious activity prolong survival? A six-year follow-up study of 3,851 older adults. *Journal of Gerontology, 55A,* M400–M405.
Helson, R. (1992). Women's difficult times and the rewriting of the life story. *Psychology of Women Quarterly, 16,* 331–347.
Helson, R., Jones, C. J., & Kwan, V. S. Y. (2002). Personality change over 40 years of adulthood: Hierarchical linear modeling analyses of two longitudinal samples. *Journal of Personality and Social Psychology, 83,* 752–766.
Helson, R., & Picano, J. (1990). Is the traditional role bad for women? *Journal of Personality and Social Psychology, 59,* 311–320.
Helson, R., Soto, C. J., & Cate, R. A. (2006). From young adulthood through the middle ages. In D. K. Mroczek & T. D. Little (Eds.), *Handbook of personality development* (pp. 337–352). Mahwah, NJ: Erlbaum.
Heltzner, E. P., Cauley, J. A., Pratt, S. R., Wisniewski, S. R., Zmuda, J. M., & Talbott, E. O. (2005). Race and sex differences in age-related hearing loss: The health, aging and body composition study. *Journal of the American Geriatrics Society, 53,* 2119–2127.
Helwig, C. C. (2006). Rights, civil liberties, and democracy across cultures. In M. Killen & J. G. Smetana (Eds.), *Handbook of moral development* (pp. 185–210). Philadelphia: Erlbaum.
Helwig, C. C., & Jasiobedzka, U. (2001). The relation between law and morality: Children's reasoning about socially beneficial and unjust laws. *Child Development, 72,* 1382–1393.
Helwig, C. C., & Kim, S. (1999). Children's evaluations of decision-making procedures in peer, family, and school contexts. *Child Development, 70,* 502–512.
Helwig, C. C., & Prencipe, A. (1999). Children's judgments of flags and flag-burning. *Child Development, 70,* 132–143.
Helwig, C. C., & Turiel, E. (2004). Children's social and moral reasoning. In P. K. Smith & C. H. Hart (Eds.), *Blackwell handbook of childhood social development* (pp. 476–490). Malden, MA: Blackwell.
Helwig, C. C., Zelazo, P. D., & Wilson, M. (2001). Children's judgments of psychological harm in normal and canonical situations. *Child Development, 72,* 66–81.
Henggeler, S. W., Schoenwald, S. K., Bourduin, C. M., Rowland, M. D., & Cunningham, P. B. (2009). *Multisystemic therapy for antisocial behavior in children and adolescents* (2nd ed.). New York: Guilford.
Hendrick, S. S., & Hendrick, C. (2002). Love. In C. R. Snyder & S. J. Lopez (Eds.), *Handbook of positive psychology* (pp. 472–484). New York: Oxford University Press.
Hendricks, J., & Cutler, S. J. (2004). Volunteerism and socioemotional selectivity in later life. *Journal of Gerontology, 59B,* S251–S257.
Hendrie, H. H. (2001). Exploration of environmental and genetic risk factors for Alzheimer's disease: The value of cross-cultural studies. *Current Directions in Psychological Science, 10,* 98–101.
Hendry, L. B., & Kloep, M. (2007). Conceptualizing emerging adulthood: Inspecting the emperor's new clothes? *Child Development Perspectives, 1,* 74–79.
Hendry, L. B., & Kloep, M. (2010). How universal is emerging adulthood? An empirical example. *Journal of Youth Studies, 13,* 169–179.
Hendry, M., Paserfield, D., Lewis, R., Carter, B., Hodgson, D., & Wilinson, C. (2012). Why do we want the right to die? A systematic review of the international literature on the views of patients, carers and the public on assisted dying. *Palliative Medicine, 27,* 13–26.
Henig, R. M., & Henig, S. (2012). *Twenty something: Why do young adults seem stuck?* New York: Hudson Street Press.
Henning, K., Jones, A. R., & Holdford, R. (2005). Attributions of blame among male and female domestic violence offenders. *Journal of Family Violence, 20,* 131–139.
Henrich, C. C., Brookmeyer, K. A., Shrier, L. A., & Shahar, G. (2006). Supportive relationships and sexual risk behavior in adolescence: An ecological–transactional approach. *Journal of Pediatric Psychology, 31,* 286–297.
Henrich, C. C., Kuperminc, G. P., Sack, A., Blatt, S. J., & Leadbeater, B. J. (2000). Characteristics and homogeneity of early adolescent friendship groups: A comparison of male and female clique and nonclique members. *Applied Developmental Science, 4,* 15–26.
Henricsson, L., & Rydell, A.-M. (2004). Elementary school children with behavior problems: Teacher–child relations and self-perception. A prospective study. *Merrill-Palmer Quarterly, 50,* 111–138.
Henry, J. D., MacLeod, M. S., Phillips, L. H., & Crawford, J. R. (2004). A meta-analytic review of prospective memory and aging. *Psychology and Aging, 19,* 27–39.
Heraghty, J. L., Hilliard, T. N., Henderson, A. J., & Fleming, P. J. (2008). The physiology of sleep in infants. *Archives of Disease in Childhood, 93,* 982–985.
Herbenick, D., Reece, M., Schick, V., Sanders, S. A., Dodge, B., & Fortenberry, J. D. (2010). Sexual behavior in the United States: Results from a national probability sample of men and women ages 14–94. *Journal of Sexual Medicine, 7*(Suppl. 5), 255–265.
Herbst, J. H., McCrae, R. R., Costa, P. T., Jr., Feaganes, J. R., & Siegler, I. C. (2000). Self-perceptions of stability and change in personality at midlife: The UNC Alumni Heart Study. *Assessment, 7,* 379–388.
Herd, P., Robert, S. A., & House, J. S. (2011). Health disparities among older adults: Life course influences and policy solutions. *Handbook of aging and the social sciences* (7th ed., pp. 121–134). San Diego: Academic Press.
Herek, G. M. (2009). Sexual prejudice. In T. Nelson (Ed.), *Handbook of prejudice, stereotyping, and discrimination* (pp. 439–465). New York: Psychology Press.
Herman, M. (2004). Forced to choose: Some determinants of racial identification in multiracial adolescents. *Child Development, 75,* 730–748.
Herman-Giddens, M. E. (2006). Recent data on pubertal milestones in United States children: The secular trend toward earlier development. *International Journal of Andrology, 29,* 241–246.
Herman-Giddens, M. E., Steffes, J., Harris, D., Slora, E., Hussey, M., Dowshen, S. A., et al. (2012). Secondary sexual characteristics in boys: Data from the Pediatric Research in Office Settings Network. *Pediatrics,* 130, e1058–e1068.
Hernandez, D. J., Denton, N. A., & Macartney, S. E. (2008). Children in immigrant families: Looking to America's future. *Social Policy Report of the Society for Research in Child Development, 12*(11).
Hernandez, M., & Newcomer, R. (2007). Assisted living and special populations: What do we know about differences in use and potential access barriers? *Gerontologist, 47*(Special Issue III), 110–117.
Herrnstein, R. J., & Murray, C. (1994). *The bell curve.* New York: Free Press.
Hershey, D. A., Jacobs-Lawson, J. M., McArdle, J. J., & Hamagami, F. (2007). Psychological foundations of financial planning for retirement. *Journal of Adult Development, 14,* 26–36.
Hertzog, C., & Dunlosky, J. (2011). Metacognition in later adulthood: Spared monitoring can benefit older adults' self-regulation. *Current Directions in Psychological Science, 20,* 167–173.
Hertzog, C., Kramer, A. F., Wilson, R. S., & Lindenberger, U. (2009). Enrichment effects on adult cognitive development. *Psychological Science in the Public Interest, 9*(1), 1–65.
Herzog, D. B., Eddy, K. T., & Beresin, E. V. (2006). Anorexia and bulimia nervosa. In M. K. Dulcan & J. M. Wiener (Eds.), *Essentials of child and adolescent psychiatry* (pp. 527–560). Washington, DC: American Psychiatric Publishing.
Hespos, S. J., & Baillargeon, R. (2008). Young infants' actions reveal their developing knowledge of support variables: Converging evidence for violation-of-expectation findings. *Cognition, 107,* 304–316.
Hespos, S. J., Ferry, A. L., Cannistraci, C. J., Gore, J., & Park, S. (2010). Using optical imaging to investigate functional cortical activity in human infants. In A. W. Roe (Ed.), *Imaging the brain with optical methods* (pp. 159–176). New York: Springer Science + Business Media.
Hess, T. M., & Hinson, J. T. (2006). Age-related variation in the influences of aging stereotypes on memory in adulthood. *Psychology and Aging, 21,* 621–625.
Hess, T. M., Hinson, J. T., & Statham, J. A. (2004). Explicit and implicit stereotype activation effects on memory: Do age and awareness moderate the impact of priming? *Psychology and Aging, 19,* 495–505.
Hesse, E., & Main, M. (2000). Disorganized infant, child, and adult attachment: Collapse in behavioral and attentional strategies. *Journal of the American Psychoanalytic Association, 48,* 1097–1127.
Hetherington, E. M. (1999). Should we stay together for the sake of the children? In E. M. Hetherington (Ed.), *Coping with divorce, single-parenting, and remarriage: A risk and resiliency perspective* (pp. 93–116). Hillsdale, NJ: Erlbaum.
Hetherington, E. M. (2003). Social support and the adjustment of children in divorced and remarried families. *Childhood, 10,* 237–254
Hetherington, E. M., & Clingempeel, W. G. (1992). Coping with marital transitions: A family systems perspective. *Monographs of the Society for Research in Child Development, 57*(2–3, Serial No. 227).
Hetherington, E. M., Henderson, S. H., & Reiss, D. (1999). Adolescent siblings in stepfamilies: Family functioning and adolescent adjustment.

Monographs of the Society for Research in Child Development, 64(4, Serial No. 259).
Hetherington, E. M., & Kelly, J. (2002). *For better or for worse: Divorce reconsidered.* New York: Norton.
Hetherington, E. M., & Stanley-Hagan, M. (2000). Diversity among stepfamilies. In D. H. Demo, K. R. Allen, & M. A. Fine (Eds.), *Handbook of family diversity* (pp. 173–196). New York: Oxford University Press.
Hewlett, B. S. (1992). Husband–wife reciprocity and the father–infant relationship among Aka pygmies. In B. S. Hewlett (Ed.), *Father–child relations: Cultural and biosocial contexts* (pp. 153–176). New York: Aldine de Gruyter.
Hewlett, B. S. (2004). Fathers in forager, farmer, and pastoral cultures. In M. E. Lamb (Ed.), *The role of the father in child development* (4th ed., pp. 182–195). Hoboken, NJ: Wiley.
Hewlett, S. (2003). *Creating a life.* New York: Miramax.
Heyes, C. (2005). Imitation by association. In S. Hurley & N. Chater (Eds.), *From neuroscience to social science: Vol. 1. Mechanisms of imitation and imitation in animals* (pp. 157–177). Cambridge, MA: MIT Press.
Heyman, G. D., & Dweck, C. S. (1998). Children's thinking about traits: Implications for judgments of the self and others. *Child Development, 69,* 391–403.
Heyman, G. D., & Legare, C. H. (2004). Children's beliefs about gender differences in the academic and social domains. *Sex Roles, 50,* 227–239.
Hickling, A. K., & Wellman, H. M. (2001). The emergence of children's causal explanations and theories: Evidence from everyday conversation. *Developmental Psychology, 37,* 668–683.
Hietanen, A., Era, P., Sorri, M., & Heikkinen, E. (2004). Changes in hearing in 80-year-old people: A 10-year follow-up study. *International Journal of Audiology, 43,* 126–135.
Higginbottom, G. M. A. (2006). 'Pressure of life': Ethnicity as a mediating factor in mid-life and older peoples' experience of high blood pressure. *Sociology of Health and Illness, 28,* 583–610.
Higgins, C. A., Duxbury, L. E., & Lyons, S. T. (2010). Coping with overload and stress: Men and women in dual-earner families. *Journal of Marriage and Family 72,* 847–859.
High, P. C., LaGasse, L., Becker, S., Ahlgren, I., & Gardner, A. (2000). Literacy promotion in primary care pediatrics: Can we make a difference? *Pediatrics, 105,* 927–934.
Hildreth, K., & Rovee-Collier, C. (2002). Forgetting functions of reactivated memories over the first year of life. *Developmental Psychobiology, 41,* 277–288.
Hildreth, K., Sweeney, B., & Rovee-Collier, C. (2003). Differential memory-preserving effects of reminders at 6 months. *Journal of Experimental Child Psychology, 84,* 41–62.
Hilgers, K. K., Akridge, M., Scheetz, J. P., & Kinance, D. E. (2006). Childhood obesity and dental development. *Pediatric Dentistry, 28,* 18–22.
Hill, E. J., Mead, N. T., Dean, L. R., Hafen, D. M., Gadd, R., & Palmer, A. A. (2006). Researching the 60-hour dual-earner workweek. *American Behavioral Scientist, 49,* 1184–1203.
Hill, J. L., Brooks-Gunn, J., & Waldfogel, J. (2003). Sustained effects of high participation in an early intervention for low-birth-weight premature infants. *Developmental Psychology, 39,* 730–744.
Hill, N. E., & Taylor, L. C. (2004). Parental school involvement and children's academic achievement: Pragmatics and issues. *Current Directions in Psychological Science, 13,* 161–164.
Hill, N. M., & Schneider, W. (2006). Brain changes in the development of expertise: Neuroanatomical and neurophysiological evidence about skill-based adaptations. In K. A. Ericsson, N. Charness, P. J. Feltovich, & R. R. Hoffman (Eds.), *The Cambridge handbook of expertise and expert performance* (pp. 653–682). New York: Cambridge University Press.
Hillard, P. J. A. (2008). Menstruation in adolescents: What's normal, what's not. *Annals of the New York Academy of Sciences, 1135,* 29–35.
Hillis, S. D., Anda, R. F., Dube, S. R., Felitti, V. J., Marchbanks, P. A., & Marks, J. S. (2004). The association between adverse childhood experiences and adolescent pregnancy, long-term psychosocial consequences, and fetal death. *Pediatrics, 113,* 320–327.
Hillman, C. H., Erickson, K. I., & Kramer, A. F. (2008). Be smart, exercise your heart: Exercise effects on brain and cognition. *Nature Reviews Neuroscience, 9,* 58–65.
Hilt, L. M. (2004). Attribution retaining for therapeutic change: Theory, practice, and future directions. *Imagination, Cognition, and Personality, 23,* 289–307.
Hinojosa, T., Sheu, C.-F., & Michael, G. F. (2003). Infant hand-use preference for grasping objects contributes to the development of a hand-use preference for manipulating objects. *Developmental Psychobiology, 43,* 328–334.
Hirasawa, R., & Feil, R. (2010). Genomic imprinting and human disease. *Essays in Biochemistry, 48,* 187–200.
Hirsch, C. (1996). Understanding the influence of gender role identity on the assumption of family caregiving roles by men. *International Journal of Aging and Human Development, 42,* 103–121.
Hirsh-Pasek, K., & Burchinal, M. (2006). Mother and caregiver sensitivity over time: Predicting language and academic outcomes with variable- and person-centered approaches. *Merrill-Palmer Quarterly, 52,* 449–485.
Hirsh-Pasek, K., & Golinkoff, R. M. (2003). *Einstein never used flash cards.* New York: Rodale.
Hirsh-Pasek, K., Golinkoff, R. M., Berk, L. E., & Singer, D. G. (2009). *A mandate for playful learning in preschool: Presenting the evidence.* New York: Oxford University Press.
Hoch-Espada, A., Ryan, E., & Deblinger, E. (2006). Child sexual abuse. In J. E. Fisher & W. T. O'Donohue (Eds.), *Practitioner's guide to evidence-based psychotherapy* (pp. 177–188). New York: Springer.
Hochwarter, W. A., Ferris, G. R., Perrewe, P. L., Witt, L. A., & Kiewitz, C. (2001). A note on the nonlinearity of the age–job satisfaction relationship. *Journal of Applied Social Psychology, 31,* 1223–1237.
Hock, H. S., Park, C. L., & Bjorklund, D. F. (1998). Temporal organization in children's strategy formation. *Journal of Experimental Child Psychology, 70,* 187–206.
Hodges, J., & Tizard, B. (1989). Social and family relationships of ex-institutional adolescents. *Journal of Child Psychology and Psychiatry, 30,* 77–97.
Hodges, R. M., & French, L. A. (1988). The effect of class and collection labels on cardinality, class inclusion, and number conservation tasks. *Child Development, 59,* 1387–1396.
Hodnett, E. D., Gates, S., Hofmeyr, G. J., & Sakala, C. (2003). Continuous support for women during childbirth. *Cochrane Database of Systematic Reviews, 3,* CD003766.
Hoekstra, C., Zhao, Z. Z., Lambalk, C. B., Willemsen, G., Martin, N. G., Boomsma, D. I., & Montgomery, G. W. (2008). Dizygotic twinning. *Human Reproduction Update, 14,* 37–47.
Hoenig, H., Taylor, D. H., Jr., & Sloan, F. A. (2003). Does assistive technology substitute for personal assistance among the disabled elderly? *American Journal of Public Health, 93,* 330–337.
Hoerr, T. (2004). How MI informs teaching at New City School. *Teachers College Record, 106,* 40–48.
Hoff, B. (2001). *Full report of the prevalence, incidence, and consequences of violence against women.* Washington, DC: U.S. Department of Justice.
Hoff, E. (2003). The specificity of environmental influence: Socioeconomic status affects early vocabulary development via maternal speech. *Child Development, 74,* 1368–1378.
Hoff, E. (2006). How social contexts support and shape language development. *Developmental Review, 26,* 55–88.
Hoff, E. (2013). Interpreting the early language trajectories of children from low-SES and language minority homes: Implications for closing achievement gaps. *Developmental Psychology, 49,* 4–14.
Hoff, E., Laursen, B., & Tardif, T. (2002). Socioeconomic status and parenting. In M. H. Bornstein (Ed.), *Handbook of parenting* (pp. 231–252). Mahwah, NJ: Erlbaum.
Hoff, T., Greene, L., & Davis, J. (2003). *National survey of adolescents and young adults: Sexual health knowledge, attitudes and experiences.* Menlo Park, CA: Henry J. Kaiser Family Foundation.
Hofferth, S. L. (2010). Home media and children's achievement and behavior. *Child Development, 81,* 1598–1619.
Hofferth, S. L., & Anderson, K. G. (2003). Are all dads equal? Biology versus marriage as a basis for paternal investment. *Journal of Marriage and Family, 65,* 213–232.
Hoffman, L. W. (2000). Maternal employment: Effects of social context. In R. D. Taylor & M. C. Wang (Eds.), *Resilience across contexts: Family, work, culture, and community* (pp. 147–176). Mahwah, NJ: Erlbaum.
Hoffman, M. L. (2000). *Empathy and moral development.* New York: Cambridge University Press.
Hoffner, C., & Badzinski, D. M. (1989). Children's integration of facial and situational cues to emotion. *Child Development, 60,* 411–422.
Hogan, B. E., & Linden, W. (2004). Anger response styles and blood pressure: At least don't ruminate about it! *Annals of Behavioral Medicine, 27,* 38–49.
Hogan, M. J., & Strasburger, V. C. (2008). Body image, eating disorders, and the media. *Adolescent Medicine, 19,* 521–546.
Holden, G. W., Coleman, S. M., & Schmidt, K. L. (1995). Why 3-year-old children get spanked: Determinants as reported by college-educated mothers. *Merrill-Palmer Quarterly, 41,* 431–452.
Holditch-Davis, D., Belyea, M., & Edwards, L. J. (2005). Prediction of 3-year developmental outcomes from sleep development over the preterm period. *Infant Behavior and Development, 79,* 49–58.
Holdren, J. P., & Lander, E. (2012). *Engage to excel: Producing one million additional college graduates with degrees in science, technology, engineering, and mathematics.* Washington, DC: President's Council of Advisors on Science and Technology.
Holland, A. L. (2004). Plasticity and development. *Brain and Language, 88,* 254–255.
Holland, J. L. (1985). *Making vocational choices: A theory of vocational personalities and work environments.* Englewood Cliffs, NJ: Prentice-Hall.
Holland, J. L. (1997). *Making vocational choices: A theory of vocational personalities and work environments* (3rd ed.). Odessa, FL: Psychological Assessment Resources.
Hollich, G. J., Hirsh-Pasek, K., & Golinkoff, R. M. (2000). Breaking the language barrier: An emergentist coalition model for the origins of word learning. *Monographs of the Society for Research in Child Development,* 65(3, Serial No. 262).
Holmbeck, G. N. (1996). A model of family relational transformations during the transition to adolescence: Parent–adolescent conflict and adaptation. In J. A. Graber, J. Brooks-Gunn, & A. C. Petersen (Eds.), *Transitions through adolescence* (pp. 167–199). Mahwah, NJ: Erlbaum.
Holobow, N., Genesee, F., & Lambert, W. (1991). The effectiveness of a foreign language immersion program for children from different ethnic and social class backgrounds: Report 2. *Applied Psycholinguistics, 12,* 179–198.

Holstein, M. (2011). Cultural ideals, ethics, and agelessness: A critical perspective on the Third Age. In D. C. Carr & K. Komp (Eds.), *Gerontology in the era of the Third Age: Implications and next steps* (pp. 225–243). New York: Springer.

Honein, M. A., Paulozzi, L. J., & Erickson, J. D. (2001). Continued occurrence of Accutane exposed pregnancies. *Teratology, 64,* 142–147.

Hong, Z.-R., Veach, P. M., & Lawrenz, F. (2003). An investigation of the gender stereotyped thinking of Taiwanese secondary school boys and girls. *Sex Roles, 48,* 495–504.

Hoobler, J. M., Lemmon, G., & Wayne, S. J. (2011). Women's underrepresentation in upper management: New insights on a persistent problem. *Organizational Dynamics, 40,* 151–156.

Hood, M., Conlon, E., & Andrews, G. (2008). Preschool home literacy practices and children's literacy development: A longitudinal analysis. *Journal of Educational Psychology, 100,* 252–271.

Hooper, L., Summerbell, C. D., Thompson, R., Sills, F., Roberts, F. G., Moore, H. J., et al. (2012). Reduced or modified dietary fat for preventing cardiovascular disease. *Cochrane Database of Systematic Reviews* [Online], 5: CD002137.

Hooyman, N. R., & Kiyak, H. A. (2011). *Social gerontology: A multidisciplinary perspective* (9th ed.). Boston, MA: Pearson.

Hopkins, B., & Westra, T. (1988). Maternal handling and motor development: An intracultural study. *Genetic, Social and General Psychology Monographs, 14,* 377–420.

Hoppmann, C. A., Gerstorf, D., Smith, J., & Klumb, P. L. (2007). Linking possible selves and behavior: Do domain-specific hopes and fears translate into daily activities in very old age? *Journal of Gerontology, 62B,* P104–P111.

Horn, J. L., Donaldson, G., & Engstrom, R. (1981). Apprehension, memory, and fluid intelligence decline through the "vital years" of adulthood. *Research on Aging, 3,* 33–84.

Horn, J. L., & Noll, J. (1997). Human cognitive capabilities: Gf–Gc theory. In D. P. Flanagan, J. L., Genshaft, & P. L. Harrison (Eds.), *Beyond traditional intellectual assessment* (pp. 53–91). New York: Guilford.

Horner, T. M. (1980). Two methods of studying stranger reactivity in infants: A review. *Journal of Child Psychology and Psychiatry, 21,* 203–219.

Hornor, G. (2010). Child sexual abuse: Consequences and implications. *Journal of Pediatric Health Care, 24,* 358–364.

Horst, J. S., Oakes, L. M., & Madole, K. M. (2005). What does it look like and what can it do? Category structure influences how infants categorize. *Child Development, 76,* 614–631.

Hospice Foundation of America. (2005). *The dying process: A guide for caregivers.* Washington, DC: Author.

Hospice Foundation of America. (2013). *Hospice services and expenses.* Retrieved from www.hospicefoundation.org/servicesandexpenses

Hostetler, A. J., & Sweet, S., & Moen, P. (2007). Gendered career paths: A life course perspective on returning to school. *Sex Roles, 56,* 85–103.

Houck, J. A. (2006). *Hot and bothered: Women, medicine, and menopause in modern America.* Cambridge, MA: Harvard University Press.

Houlihan, J., Kropp. T., Wiles, R., Gray, S., & Campbell, C. (2005). *Body burden: The pollution in newborns.* Washington, DC: Environmental Working Group.

House, J. S., Lantz, P. M., & Herd, P. (2005). Continuity and change in the social stratification of aging and health over the life course: Evidence from a nationally representative longitudinal study from 1986 to 2001/2002 (Americans' Changing Lives Study). *Journal of Gerontology, 60B*(Special Issue II), 15–26.

Houts, R. M., Barnett-Walker, K. C., Paley, B., & Cox, M. J. (2008). Patterns of couple interaction during the transition to parenthood. *Personal Relationships, 15,* 103–122.

Hoven, C. W., Duarte, C. S., Lucas, C. P., Wu, P., Mandell, D. J., & Goodwin, R. D. (2005). Psychopathology among New York City school children 6 months after September 11. *Archives of General Psychiatry, 62,* 545–552.

Howard, A. L., Galambos, N. L., & Krahn, H. J. (2010). Paths to success in young adulthood from mental health and life transitions in emerging adulthood. *International Journal of Behavioral Development, 34,* 538–546.

Howard, B. V., Manson, J. E., Stefanick, M. L., Beresford, S. A., Frank, G., & Jones, B. (2006). Low-fat dietary pattern and weight change over 7 years: The Women's Health Initiative Dietary Modification Trial. *Journal of the American Medical Association, 295,* 39–49.

Howard, K., & Walsh, M. E. (2010). Conceptions of career choice and attainment: Developmental levels in how children think about careers. *Journal of Vocational Behavior, 76,* 143–152.

Howe, M. L., Courage, M. L., & Rooksby, M. (2009). The genesis and development of autobiographical memory. In M. L. Courage & N. Cowan (Eds.), *The development of memory in infancy and childhood* (pp. 177–196). Hove, UK: Psychology Press.

Howe, N., Aquan-Assee, J., & Bukowski, W. M. (2001). Predicting sibling relations over time: Synchrony between maternal management styles and sibling relationship quality. *Merrill-Palmer Quarterly, 47,* 121–141.

Howell, K. K., Coles, C. D., & Kable, J. A. (2008). The medical and developmental consequences of prenatal drug exposure. In J. Brick (Ed.), *Handbook of the medical consequences of alcohol and drug abuse* (2nd ed., pp. 219–249). New York: Haworth Press.

Howell, K. K., Lynch, M. E., Platzman, K. A., Smith, G. H., & Coles, C. D. (2006). Prenatal alcohol exposure and ability, academic achievement, and school functioning in adolescence: A longitudinal follow-up. *Journal of Pediatric Psychology, 31,* 116–126.

Howell, L. C., & Beth, A. (2002). Midlife myths and realities: Women reflect on their experiences. *Journal of Women and Aging, 14,* 189–204.

Howell, T. M., & Yuille, J. C. (2004). Healing and treatment of Aboriginal offenders: A Canadian example. *American Journal of Forensic Psychology, 22,* 53–76.

Hoyer, W. J., & Verhaeghen, P. (2006). Memory aging. In J. E. Birren & K. W. Schaie (Eds.), *Handbook of the psychology of aging* (6th ed., pp. 209–232). Burlington, MA: Elsevier Academic Press.

Hoza, B., Gerdes, A. C., Hinshaw, S. P., Bukowski, W. M., Gold, J. A., Kraemer, H. C., Pelham, W. E., Jr., Wigal, T., & Arnold, L. E. (2005). What aspects of peer relationships are impaired in children with attention-deficit/hyperactivity disorder? *Journal of Consulting and Clinical Psychology, 73,* 411–423.

HSBC & Oxford Institute of Ageing. (2007). *The future of retirement.* London: HSBC Insurance.

HSBC & Oxford Institute of Ageing. (2011). *The future of retirement: The power of planning.* London: HSBC Insurance.

Hsu, F. L. K. (1981). *Americans and Chinese: Passage to difference* (3rd ed.). Honolulu: University of Hawaii Press.

Huang, A. Subak, L., Thom, D., Van Den Eeden, S., Ragins, A., Kuppermann, M., et al. (2009). Sexual function and aging in racially and ethnically diverse women. *Journal of the American Geriatrics Society, 57,* 1362–1368.

Huang, C.-C. (2006). Child support enforcement and father involvement for children in never-married mother families. *Fathering, 4,* 97–111.

Huang, C. Y., & Stormshak, E. A. (2011). A longitudinal examination of early adolescence ethnic identity trajectories. *Cultural Diversity and Ethnic Minority Psychology, 17,* 261–270.

Huang, K-E. (2010). Menopause perspective and treatment of Asian women. *Seminars in Reproductive Medicine, 28,* 396–403.

Huang, Q., & Sverke, M. (2007). Women's occupational career patterns over 27 years: Relations to family of origin, life careers, and wellness. *Journal of Vocational Behavior, 70,* 369–397.

Hubbs-Tait, L., Nation, J. R., Krebs, N. F., & Bellinger, D. C. (2005). Neurotoxicants, micronurtrients, and social environments: Individual and combined effects on children's development. *Psychological Science in the Public Interest, 6,* 57–121.

Huddleston, J., & Ge, X. (2003). Boys at puberty: Psychosocial implications. In C. Hayward (Ed.), *Gender differences at puberty* (pp. 113–134). New York: Cambridge University Press.

Hudson, J. A., Fivush, R., & Kuebli, J. (1992). Scripts and episodes: The development of event memory. *Applied Cognitive Psychology, 6,* 483–505.

Hudson, J. A., & Mayhew, E. M. Y. (2009). The development of memory for recurring events. In M. L. Courage & N. Cowan (Eds.), *The development of memory in infancy and childhood* (pp. 69–91). Hove, UK: Psychology Press.

Hudson, J. M. (2008). Automatic memory processes in normal ageing and Alzheimer's disease. *Cortex, 44,* 345–349.

Hudziak, J. J., & Rettew, D. C. (2009). Genetics of ADHD. In T. E. Brown (Ed.), *ADHD comorbidties: Handbook for ADHD complications in children and adults* (pp. 23–36). Arlington, VA: American Psychiatric Publishing.

Huebner, C. E., & Payne, K. (2010). Home support for emergent literacy: Follow-up of a community-based implementation of dialogic reading. *Journal of Applied Developmental Psychology, 31,* 195–201.

Huesmann, L. R. (1986). Psychological processes promoting the relation between exposure to media violence and aggressive behavior by the viewer. *Journal of Social Issues, 42,* 125–139.

Huesmann, L. R., Moise-Titus, J., Podolski, C. & Eron, L. D. (2003). Longitudinal relations between children's exposure to TV violence and their aggressive and violent behavior in young adulthood: 1977–1992. *Developmental Psychology, 39,* 201–221.

Huffman, M. L. (2012). Introduction: Gender, race, and management. *Annals of the American Academy of Political and Social Science, 639,* 6–12.

Hughes, C. (2010). Conduct disorder and antisocial behavior in the under-5s. In C. L. Cooper, J. Field, U. Goswami, R. Jenkins, & B. J. Sahakian (Eds.), *Mental capital and well-being* (pp. 821–827). Malden, MA: Wiley-Blackwell.

Hughes, C., & Dunn, J. (1998). Understanding mind and emotion: Longitudinal associations with mental-state talk between young friends. *Developmental Psychology, 34,* 1026–1037.

Hughes, C., & Ensor, R. (2007). Executive function and theory of mind: Predictive relations from ages 2 to 4. *Developmental Psychology, 43,* 1447–1459.

Hughes, C., & Ensor, R. (2010). Do early social cognition and executive function predict individual differences in preschoolers' prosocial and antisocial behavior? In B. W. Sokol, U. Müller, J. I. M. Carpendale, A. R. Young, & G. Iarocci (Eds.), *Social interaction and the development of social understanding and executive functions* (pp. 418–441). New York: Oxford University Press.

Hughes, C., Ensor, R., & Marks, A. (2010). Individual differences in false belief understanding are stable from 3 to 6 years of age and predict children's mental state talk with school friends. *Journal of Experimental Child Psychology, 108,* 96–112.

Hughes, D., Rodriguez, J., Smith, E. P., Johnson, D. J., Stevenson, H. C., & Spicer, P. (2006). Parents' ethnic-racial socialization practices: A review of research and directions for future study. *Developmental Psychology, 42,* 747–770.

Hughes, J. N., Cavell, T. A., & Grossman, P. B. (1997). A positive view of self: Risk or protection for aggressive children? *Development and Psychopathology, 9,* 75–94.

Hughes, J. N., & Kwok, O. (2006). Classroom engagement mediates the effect of teacher–student support on elementary students' peer acceptance. *Journal of School Psychology, 43,* 465–480.

Hughes, J. N., & Kwok, O. (2007). Influence of student–teacher and parent–teacher relationships on lower achieving readers' engagement and achievement in the primary grades. *Journal of Educational Psychology, 99,* 39–51.

Hughes, J. N., Zhang, D., & Hill, C. R. (2006). Peer assessments of normative and individual teacher–student support predict social acceptance and engagement among low-achieving children. *Journal of School Psychology, 43,* 447–463.

Huizenga, H., Crone, E. A., & Jansen, B. (2007). Decision making in healthy children, adolescents and adults explained by the use of increasingly complex proportional reasoning rules. *Developmental Science, 10,* 814–825.

Huizink, A. C., Bartels, M., Rose, R. J., Pulkkinen, L., Eriksson, C. J., & Kaprio, J. (2008). Chernobyl exposure as a stressor during pregnancy and hormone levels in adolescent offspring. *Journal of Epidemiology and Community Health, 62,* e5.

Huizink, A. C., & Mulder, E. J. (2006). Maternal smoking, drinking or cannabis use during pregnancy and neurobehavioral and cognitive functioning in human offspring. *Neuroscience and Biobehavioral Reviews, 30,* 24–41.

Hultsch, D. F., Hertzog, C., Dixon, R. A., & Small, B. J. (1998). *Memory change in the aged.* New York: Cambridge University Press.

Hultsch, D. F., MacDonald, S. W. S., & Dixon, R. A. (2002). Variability in reaction time performance of younger and older adults. *Journal of Gerontology, 57B,* P101–P115.

Human Genome Project. (2008). *How many genes are in the human genome?* Retrieved from www.ornl.gov/sci/techresources/Human_Genome/faq/genenumber.shtml

Human Rights Campaign. (2008). *Surrogacy laws: State by state.* Retrieved from http://66.151.111.225/issues/parenting/surrogacy/surrogacy_laws.asp

Humes, L. E., Dubno, J. R., Gordon-Salant, S., Lister, J. J., Cacace, A. T., Cruickshanks, K. J., et al. (2012). Central presbycusis: A review and evaluation of the evidence. *Journal of the American Academy of Audiology, 23,* 635–666.

Humphrey, T. (1978). Function of the nervous system during prenatal life. In U. Stave (Ed.), *Perinatal physiology* (pp. 651–683). New York: Plenum.

Hunnius, S., & Geuze, R. H. (2004a). Developmental changes in visual scanning of dynamic faces and abstract stimuli in infants: A longitudinal study. *Infancy, 6,* 231–255.

Hunnius, S., & Geuze, R. H. (2004b). Gaze shifting in infancy: A longitudinal study using dynamic faces and abstract stimuli. *Infant Behavior and Development, 27,* 397–416.

Hunt, C. E., & Hauck, F. R. (2006). Sudden infant death syndrome. *Canadian Medical Association Journal, 174,* 1861–1869.

Huotilainen, M., Kujala, A., Hotakainen, M., Parkkonen, L., Taulu, S., & Simola, J. (2005). Short-term memory functions of the human fetus recorded with magneto-encephalography. *NeuroReport, 16,* 81–84.

Hursti, U. K. (1999). Factors influencing children's food choice. *Annals of Medicine, 31, 26–32.*

Hurt, H., Betancourt, L. M., Malmud, E. K., Shera, D. M., Giannetta, J. M., Brodsky, N. L., et al. (2009). Children with and without gestational cocaine exposure: A neurocognitive systems analysis. *Neurotoxicology and Teratology, 31,* 334–341.

Hurtig, W. A., & Stewin, L. (2006). The effect of death education and eperience on nursing students' attitude toward death. *Journal of Advanced Nursing, 15,* 29–34.

Huston, A. C., & Alvarez, M. M. (1990). The socialization context of gender role development in early adolescence. In R. Montemayor, G. R. Adams, & T. P. Gullotta (Eds.), *From childhood to adolescence: A transitional period?* (pp. 156–179). Newbury Park, CA: Sage.

Huston, A. C., Wright, J. C., Marquis, J., & Green, S. B. (1999). How young children spend their time: Television and other activities. *Developmental Psychology, 35,* 912–925.

Huston, T. L., McHale, S. M., & Crouter, A. (1986). When the honeymoon's over: Changes in the marriage relationship over the first year. In R. Gilmour & S. Duck (Eds.), *The emerging field of personal relationships* (pp. 109–132). Hillsdale, NJ: Erlbaum.

Huttenlocher, P. R. (2002). *Neural plasticity: The effects of environment on the development of the cerebral cortex.* Cambridge, MA: Harvard University Press.

Huyck, M. H. (1990). Gender differences in aging. In J. E. Birren & K. W. Schaie (Eds.), *Handbook of the psychology of aging* (3rd ed., pp. 124–134). New York: Academic Press.

Huyck, M. H. (1996). Continuities and discontinuities in gender identity in midlife. In V. L. Bengtson (Ed.), *Adulthood and aging* (pp. 98–121). New York: Springer-Verlag.

Huyck, M. H. (1998). Gender roles and gender identity in midlife. In S. L. Willis & J. D. Reid (Eds.), *Life in the middle* (pp. 209–232). San Diego: Academic Press.

Hyde, J. S., Essex, M. J., Clark, R., & Klein, M. H. (2001). Maternity leave, women's employment, and marital incompatibility. *Journal of Family Psychology, 15,* 476–491.

Hyde, J. S., Mezulis, A. H., & Abramson, L. Y. (2008). The ABCs of depression: Integrating affective, biological, and cognitive models to explain the emergence of the gender difference in depression. *Psychological Review, 115,* 291–313.

Hyman, B. T., Phelps, C. H., Beach, T. G., Bigio, E. H., Cairns, N. J., Carrillo, M. C., et al. (2012). National Institute on Aging–Alzheimer's Association guidelines for the neuropathologic assessment of Alzheimer's disease. *Alzheimer's and Dementia, 8,* 1–13.

Hymel, S., Vaillancourt, T., McDougall, P., & Renshaw, P. D. (2004). Peer acceptance and rejection in childhood. In P. K. Smith & C. H. Hart (Eds.), *Blackwell handbook of childhood social development* (pp. 265–284). Malden, MA: Blackwell.

I

Iacoboni, M. (2009). Imitation, empathy, and mirror neurons. *Annual Review of Psychology, 60,* 653–670.

Ickes, M. J. (2011). Stigmatization of overweight and obese individuals: Implications for mental health promotion. *International Journal of Mental Health Promotion, 13,* 37–45.

Ida, M. (2010). [The concept of death in the revised Organ Transplant Law in Japan.] *Nihon Rinsho [Japanese Journal of Clinical Medicine], 68,* 2223–2228.

Idler, E. L., & Kasl, S. V. (1992). Religion, disability, depression, and the timing of death. *American Journal of Sociology, 97,* 1052–1079.

Idler, E. L., McLaughlin, J., & Kasl, S. (2009). Religion and the quality of life in the last year of life. *Journal of Gerontology, 64B,* 528–537.

Iglowstein, I., Jenni, O. G., Molinari, L., & Largo, R. H. (2003). Sleep duration from infancy to adolescence: Reference values and generational trends. *Pediatrics, 111,* 302–307.

Imai, M., & Haryu, E. (2004). The nature of word-learning biases and their roles for lexical development: From a cross-linguistic perspective. In D. G. Hall & S. R. Waxman (Eds.), *Weaving a lexicon* (pp. 411–444). Cambridge, MA: MIT Press.

Impett, E. A., & Peplau, L. A. (2006). "His" and "her" relationships? A review of the empirical evidence. In A. L. Vangelisti & D. Perlman (Eds.), *The Cambridge handbook of personal relationships* (pp. 273–292). New York: Cambridge University Press.

Impett, E. A., Sorsoli, L., Schooler, D., Henson, J. M., & Tolman, D. L. (2008). Girls' relationship authenticity and self-esteem across adolescence. *Developmental Psychology, 44,* 722–733.

Inhelder, B., & Piaget, J. (1958). *The growth of logical thinking from childhood to adolescence: An essay on the construction of formal operational structures.* New York: Basic Books. (Original work published 1955)

Irvine, A. B., Ary, D. V., & Bourgeois, M. S. (2003). An interactive multimedia program to train professional caregivers. *Journal of Applied Gerontology, 22,* 269–288.

Isabella, R. (1993). Origins of attachment: Maternal interactive behavior across the first year. *Child Development, 64,* 605–621.

Isabella, R., & Belsky, J. (1991). Interactional synchrony and the origins of infant–mother attachment: A replication study. *Child Development, 62,* 373–384.

Isasi, R. M., Nguyen, T. M., & Knoppers, B. M. (2006). *National regulatory frameworks regarding human genetic modification technologies (somatic and germline modification).* Montréal, Québec: Centre de Recherché en Droit Public (CRDP), Université de Montréal.

Ishihara, K., Warita, K., Tanida, T., Sugawara, T., Kitagawa, H., & Hoshi, N. (2007). Does paternal exposure to 2, 3, 7, 8-tetrachlorodibenzo-p-dioxin (TCDD) affect the sex ratio of offspring? *Journal of Veterinary Medical Science, 69,* 347–352.

Israel, M., Johnson, C., & Brooks, P. J. (2000). From states to events: The acquisition of English passive participles. *Cognitive Linguistics, 11,* 103–129.

Itti, E., Gaw, G. I. T., Pawlikowska-Haddal, A., Boone, K. B., Mlikotic, A., & Itti, L. (2006). The structural brain correlates of cognitive deficits in adults with Klinefelter's syndrome. *Journal of Clinical Endocrinology and Metabolism, 91,* 1423–1427.

Ivorra, J. L., Sanjuan, J., Jover, M., Carot, J. M., de Frutos, R., & Molto, M. D. (2010). Gene-environment interaction of child temperament. *Journal of Developmental and Behavioral Pediatrics, 31,* 545–554.

Izard, C. E., & Ackerman, B. P. (2000). Motivational, organizational, and regulatory functions of discrete emotions. In M. Lewis & J. M. Haviland-Jones (Eds.), *Handbook of emotions* (2nd ed., pp. 253–264). New York: Guilford.

J

Jaakkola, J. J., & Gissler, M. (2004). Maternal smoking in pregnancy, fetal development, and childhood asthma. *American Journal of Public Health, 94,* 136–140.

Jaccard, J., Dodge, T., & Dittus, P. (2002). Parent–adolescent communication about sex and birth control: A conceptual framework. In S. S. Feldman & D. A. Rosenthal (Eds.), *Talking sexuality: Parent–adolescent communication* (pp. 9–41). San Francisco: Jossey-Bass.

Jaccard, J., Dodge, T., & Dittus, P. (2003). Maternal discussions about pregnancy and adolescents' attitudes toward pregnancy. *Journal of Adolescent Health, 33,* 84–87.

Jackson, G. R., & Owsley, C. (2000). Scotopic sensitivity during adulthood. *Vision Research, 40,* 2467–2473.

Jackson, J. J., Hill, P. L., Payne, B. R., Roberts, B. W., & Steine-Morrow, E. A. L. (2012). Can an old dog learn (and want to experience) new tricks? Cognitive training increases openness to experience in older adults. *Psychology and Aging, 27,* 286–292.

Jackson, T., Fritch, A., Nagaska, T., & Gunderson, J. (2002). Towards explaining the association between shyness and loneliness: A path analysis with American college students. *Social Behavior and Personality, 30,* 263–270.

Jackson, V. A., Sullivan, A. M., Gadmer, N. M., Seltzer, D., Mitchell, A. M., & Lakoma, M. D. (2005). "It was haunting . . . ": Physicians' descriptions of emotionally powerful patient deaths. *Academic Medicine, 80,* 648–656.

Jacobs, J. A., & King, R. B. (2002). Age and college completion: A life-history analysis of women aged 15–44. *Sociology of Education, 75,* 211–230.

Jacobs, J. E., & Klaczynski, P. A. (2002). The development of judgment and decision making during childhood and adolescence. *Current Directions in Psychological Science, 11,* 145–149.

Jacobs, J. E., Lanza, S., Osgood, D. W., Eccles, J. S., & Wigfield, A. (2002). Changes in children's self-competence and values: Gender and domain differences across grades one through twelve. *Child Development, 73,* 509–527.

Jacobs, J. N., & Kelley, M. L. (2006). Predictors of paternal involvement in childcare in dual-earner families with young children. *Fathering, 4,* 23–47.

Jacobs-Lawson, J. M., Hershey, D. A., & Neukam, K. A. (2004). Gender differences in factors that influence time spent planning for retirement. *Journal of Women and Aging, 16,* 55–69.

Jacobson, J. L., & Jacobson, S. W. (2003). Prenatal exposure to polychlorinated biphenyls and attention at school age. *Journal of Pediatrics, 143,* 780–788.

Jacobson, K. C., & Crockett, L. J. (2000). Parental monitoring and adolescent adjustment: An ecological perspective. *Journal of Research on Adolescence, 10,* 65–97.

Jacobson, S. W., Jacobson, J. L., Sokol, R. J., Chiodo, L. M., & Corobana, R. (2004). Maternal age, alcohol abuse history, and quality of parenting as moderators of the effects of prenatal alcohol exposure on 7.5-year intellectual function. *Alcoholism: Clinical and Experimental Research, 28,* 1732–1745.

Jacquet, P. (2004). Sensitivity of germ cells and embryos to ionizing radiation. *Journal of Biological Regulators and Homeostatic Agents, 18,* 106–114.

Jadack, R. A., Hyde, J. S., Moore, C. F., & Keller, M. L. (1995). Moral reasoning about sexually transmitted diseases. *Child Development, 66,* 167–177.

Jaffee, S. R., & Hyde, J. S. (2000). Gender differences in moral orientation: A meta-analysis. *Psychological Bulletin, 126,* 703–706.

James, J., Ellis, B. J., Schlomer, G. L., & Garber, J. (2012). Sex-specific pathways to early puberty, sexual debut, and sexual risk taking: Tests of an integrated evolutionary–developmental model. *Developmental Psychology, 48,* 687–702.

James, J. B., Lewkowicz, C., Libhaber, J., & Lachman, M. (1995). Rethinking the gender identity crossover hypothesis: A test of a new model. *Sex Roles, 32,* 185–207.

James, J. B., & Wink, P. (2007). The Third Age: A rationale for research. In J. B. James & P. Wink (Eds.), *Annual review of gerontology and geriatrics* (Vol. 26, pp. xix–xxxii). New York: Springer.

James, J. B., & Zarrett, N. (2007). Ego integrity in the lives of older women. *Journal of Adult Development, 13,* 61–75.

Jang, S. J., & Johnson, B. R. (2001). Neighborhood disorder, individual religiosity, and adolescent use of illicit drugs: A test of multilevel hypotheses. *Criminology, 39,* 109–143.

Jang, Y., Bergman, E., Schonfeld, L., & Molinari, V. (2007). The mediating role of health perceptions in the relation between physical and mental health: A study of older residents in assisted living facilities. *Journal of Aging and Health, 19,* 439–452.

Janosz, M., Le Blanc, M., Boulerice, B., & Tremblay, R. E. (2000). Predicting different types of school dropouts: A typological approach with two longitudinal samples. *Journal of Educational Psychology, 92,* 171–190.

Jansen, A., Theunissen, N., Slechten, K., Nederkoorn, C., Boon, B., Mulkens, S., & Roefs, A. (2003). Overweight children overeat after exposure to food cues. *Eating Behaviors, 4,* 197–209.

Jansen, J., de Weerth, C., & Riksen-Walraven, J. M. (2008). Breastfeeding and the mother–infant relationship. *Developmental Review, 28,* 503–521.

Janssen, S. M., Rubin, D. C., & St. Jacques, P. L. (2011). The temporal distribution of autobiographical memory: Changes in reliving and vividness over the life span do not explain the reminiscence bump. *Memory and Cognition, 39,* 1–11.

Janssens, J. M. A. M., & Deković, M. (1997). Child rearing, prosocial moral reasoning, and prosocial behaviour. *International Journal of Behavioral Development, 20,* 509–527.

Jarvis, J. F., & van Heerden, H. G. (1967). The acuity of hearing in the Kalahari Bushman: A pilot study. *Journal of Laryngology and Otology, 81,* 63–68.

Jaudes, P. K., & Mackey-Bilaver, L. (2008). Do chronic conditions increase young children's risk of being maltreated? *Child Abuse and Neglect, 32,* 671–681.

Jayakody, R., & Kalil, A. (2002). Social fathering in low-income, African-American families with preschool children. *Journal of Marriage and Family, 64,* 504–516.

Jedrychowski, W., Perera, F. P., Jankowski, J., Mrozek-Budzyn, D., Mroz, E., Flak, E., et al. (2009). Very low prenatal exposure to lead and mental development of children in infancy and early childhood. *Neuroepidemiology, 32,* 270–278.

Jeffrey, J. (2004, November). Parents often blind to their kids' weight. *British Medical Journal Online.* Retrieved from content.health.msn.com/content/article/97/104292.htm

Jellinger, K. A. (2004). Head injury and dementia. *Current Opinion in Neurology, 17,* 719–723.

Jellinger, K. A. (2008). Morphologic diagnosis of "vascular dementia"—a critical update. *Journal of the Neurological Sciences, 270,* 1–12.

Jenkins, C., Lapelle, N., Zapka, J. G., & Kurent, J. E. (2005). End-of-life care and African Americans: Voices from the community. *Journal of Palliative Medicine, 8,* 585–592.

Jenkins, J. M., Rasbash, J., & O'Connor, T. G. (2003). The role of the shared family context in differential parenting. *Developmental Psychology, 39,* 99–113.

Jenkins, J. M., Turrell, S. L., Kogushi, Y., Lollis, S., & Ross, H. S. (2003). A longitudinal investigation of the dynamics of mental state talk in families. *Child Development, 74,* 905–920.

Jenkins, K. R., Pienta, A. M., & Horgas, A. L. (2002). Activity and health-related quality of life in continuing care retirement communities. *Research on Aging, 24,* 124–149.

Jenni, O. G., Achermann, P., & Carskadon, M. A. (2005). Homeostatic sleep regulation in adolescents. *Sleep, 28,* 1446–1454.

Jennings, B. J., Ozanne, S. E., Dorling, M. W., & Hales, C. N. (1999). Early growth determines longevity in male rats and may be related to telomere shortening in the kidney. *FEBS Letters, 448,* 4–8.

Jensen, A. R. (1969). How much can we boost IQ and scholastic achievement? *Harvard Educational Review, 39,* 1–123.

Jensen, A. R. (1998). *The g factor: The science of mental ability.* New York: Praeger.

Jensen, A. R. (2001). Spearman's hypothesis. In J. M. Collis & S. Messick (Eds.), *Intelligence and personality: Bridging the gap in theory and measurement* (pp. 3–24). Mahwah, NJ: Erlbaum.

Jensen, A. R. (2002). Galton's legacy to research on intelligence. *Journal of Biosocial Science, 34,* 145–172.

Jeon, Y.-H., Brodaty, H., & Chesterson, J. (2005). Respite care for caregivers and people with severe mental illness: Literature review. *Journal of Advanced Nursing, 49,* 297–306.

Jeong, S.-H., & Fishbein, M. (2007). Predictors of multitasking with media: Media factors and audience factors. *Media Psychology, 10,* 364–384.

Jepson, K. L., & Labouvie-Vief, G. (1992). Symbolic processing of youth and elders. In R. L. West and J. D. Sinnott (Eds.), *Everyday memory and aging* (pp. 124–137). New York: Springer.

Jerome, E. M., Hamre, B. K., & Pianta, R. C. (2009). Teacher–child relationships from kindergarten to sixth grade: Early childhood predictors of teacher-perceived conflict and closeness. *Social Development, 18,* 915–945.

Jeynes, W. (2012). A meta-analysis of the efficacy of different types of parental involvement programs for urban students. *Urban Education, 47,* 706–742.

Jeynes, W. H. (2007). The impact of parental remarriage on children: A meta-analysis. *Marriage and Family Review, 40,* 75–102.

Ji, C. Y., & Chen, T. J. (2008). Secular changes in stature and body mass index for Chinese youth in sixteen major cities, 1950s–2005. *American Journal of Human Biology, 20,* 530–537.

Jiao, S., Ji, G., & Jing, Q. (1996). Cognitive development of Chinese urban only children and children with siblings. *Child Development, 67,* 387–395.

Jipson, J. L., & Gelman, S. A. (2007). Robots and rodents: Children's inferences about living and nonliving kinds. *Child Development, 78,* 1675–1688.

Joh, A. S., & Adolph, K. E. (2006). Learning from falling. *Child Development, 77,* 89–102.

Johansson, A. K., & Grimby, A. (2013). Anticipatory grief among close relatives of patients in hospice and palliative wards. *American Journal of Hospice and Palliative Medicine, 29,* 134–138.

Johnson, C. L., & Troll, L. E. (1994). Constraints and facilitators to friendships in late life. *Gerontologist, 34,* 79–87.

Johnson, E. K., & Seidl, A. (2008). Clause segmentation by 6-month-old infants: A crosslinguistic perspective. *Infancy, 13,* 440–455.

Johnson, J., Im-Bolter, N., & Pascual-Leone, J. (2003). Development of mental attention in gifted and mainstream children: The role of mental capacity, inhibition, and speed of processing. *Child Development, 74,* 1594–1614.

Johnson, J. G., Cohen, P., Smailes, E. M., Kasen, S., & Brook, J. S. (2002). Television viewing and aggressive behavior during adolescence and adulthood. *Science, 295,* 2468–2471.

Johnson, K. S., Elbert-Avila, K. I., & Tulsky, J. A. (2005). The influence of spiritual beliefs and practices on the treatment preferences of African Americans: A review of the literature. *Journal of the American Geriatrics Society, 53,* 711–719.

Johnson, K. S., Juchibhatla, M., Tanis, D., & Tulsky, J. A. (2008). Racial differences in hospice revocation to pursue aggressive care. *Archives of Internal Medicine, 168,* 218–224.

Johnson, M. D., Cohan, C. L., Davilla, J., Lawrence, E., Rogge, R. D., Karney, B. R., Sullivan, K. T., & Bradbury, T. N. (2005). Problem-solving skills and affective expressions as predictors of change in marital satisfaction. *Journal of Consulting and Clinical Psychology, 73,* 15–27.

Johnson, M. H. (1999). Ontogenetic constraints on neural and behavioral plasticity: Evidence from imprinting and face processing. *Canadian Journal of Experimental Psychology, 55,* 77–90.

Johnson, M. H. (2001). The development and neural basis of face recognition: Comment and speculation. *Infant and Child Development, 10,* 31–33.

Johnson, M. H. (2011). Developmental neuroscience, psychophysiology, and genetics. In M H. Bornstein & M. E. Lamb (Eds.), *Developmental science: An advanced textbook* (6th ed., pp. 187–222). Mahwah, NJ: Erlbaum.

Johnson, M. H., & Mareschal, D. (2001). Cognitive and perceptual development during infancy. *Current Opinion in Neurobiology, 11,* 213–218.

Johnson, R. W., & Mommaerts, C. (2010). *Will health care costs bankrupt aging boomers?* Washington, DC: Urban Institute.

Johnson, S. C., Dweck, C. S., & Chen, F. S. (2007). Evidence for infants' internal working models of attachment. *Psychological Science, 18,* 501–502.

Johnson, S. C., Dweck, C., Chen, F. S., Stern, H. L., Ok, S.-J., & Barth, M. (2010). At the intersection of social and cognitive development: Internal working models of attachment in infancy. *Cognitive Science, 34,* 807–825.

Johnson, S. P., Slemmer, J. A., & Amso, D. (2004). Where infants look determines how they see: Eye movements and object perception performance in 3-month-olds. *Infancy, 6,* 185–201.

Johnston, L. D., O'Malley, P. M., Bachman, J. G., & Schulenberg, J. E. (2011). *Monitoring the future: National results on adolescent drug use. Overview of key findings, 2010.* Bethesda, MD: National Institute on Drug Abuse.

Johnston, L. D., O'Malley, P. M., Bachman, J. G., & Schulenberg, J. E. (2012). *Monitoring the Future: National results on adolescent drug use: Overview of key findings, 2011.* Ann Arbor: Institute for Social Research, University of Michigan.

Johnston, M., Pollard, B., Morrison, V., & MacWalter, R. (2004). Functional limitations and survival following stroke: Psychological and clinical predictors of 3 year outcome. *International Journal of Behavioral Medicine, 11,* 187–196.

Johnston, M. V., Nishimura, A., Harum, K., Pekar, J., & Blue, M. E. (2001). Sculpting the developing brain. *Advances in Pediatrics, 48,* 1–38.

Jokhi, R. P., & Whitby, E. H. (2011). Magnetic resonance imaging of the fetus. *Developmental Medicine and Child Neurology, 53,* 18–28.

Jome, L. M., Surething, N. A., & Taylor, K. K. (2005). Relationally oriented masculinity, gender nontraditional interests, and occupational traditionality of employed men. *Journal of Career Development, 32,* 183–197.

Jones, C. M., Braithwaite, V. A., & Healy, S. D. (2003). The evolution of sex differences in spatial ability. *Behavioral Neuroscience, 117,* 403–411.

Jones, E. F., & Thompson, N. R. (2001). Action perception and outcome valence: Effects on children's inferences of intentionality and moral and liking judgments. *Journal of Genetic Psychology, 162,* 154–166.

Jones, F. (2003). *Religious commitment in Canada, 1997 and 2000. Religious Commitment Monograph No. 3.* Ottawa: Christian Commitment Research Institute.

Jones, G. P., & Dembo, M. H. (1989). Age and sex role differences in intimate friendships during childhood and adolescence. *Merrill-Palmer Quarterly, 35,* 445–462.

Jones, H. E. (2006). Drug addiction during pregnancy: Advances in maternal treatment and understanding child outcomes. *Current Directions in Psychological Science, 15,* 126–130.

Jones, J., Lopez, A., & Wilson, M. (2003). Congenital toxoplasmosis. *American Family Physician, 67,* 2131–2137.

Jones, J. M. (2012). *Expected retirement age in U.S.: Up to 67.* Princeton, NJ: Gallup. Retrieved from www.gallup.com/poll/154178/expected-retirement-age.aspx

Jones, K. M., Whitbourne, S. K., & Skultety, K. M. (2006). Identity processes and the transition to midlife among the baby boomers. In S. K. Whitbourne & S. L. Willis (Eds.), *The baby boomers grow up: Contemporary perspectives on midlife* (pp. 149–164). Mahwah, NJ: Erlbaum.

Jones, M. C., & Mussen, P. H. (1958). Self-conceptions, motivations, and interpersonal attitudes of early and late-maturing girls. *Child Development, 29,* 491–501.

Jones, N. A., Field, T., & Davalos, M. (2000). Right frontal EEG asymmetry and lack of empathy in preschool children of depressed mothers. *Child Psychiatry and Human Development, 30,* 189–204.

Jones, S. (2009). The development of imitation in infancy. *Philosophical Transactions of the Royal Society B, 364,* 2325–2335.

Jongbloet, P. H., Zielhuis, G. A., Groenewoud, H. M., & Pasker-De Jong, P. C. (2001). The secular trends in male: female ratio at birth in postwar industrialized countries. *Environmental Health Perspectives, 109,* 749–752.

Jopp, D., & Rott, C. (2006). Adaptation in very old age: Exploring the role of resources, beliefs, and attitudes for centenarians' happiness. *Psychology and Aging, 21,* 266–280.

Jordan, B. (1993). *Birth in four cultures.* Prospect Heights, IL: Waveland.

Jordon, J., & Neimeyer, R. (2003). Does grief counseling work? *Death Studies, 27,* 765–786.

Jose, A., O'Leary, D., & Moyer, A. (2010). Does premarital cohabitation predict subsequent marital stability and martial quality? A meta-analysis. *Journal of Marriage and Family, 72,* 105–116.

Joseph, R. M., & Tager-Flusberg, H. (2004). The relationship of theory of mind and executive functions to symptom type and severity in children with autism. *Development and Psychopathology, 16,* 137–155.

Juby, H., Billette, J.-M., Laplante, B., & Le Bourdais, C. (2007). Nonresident fathers and children: Parents' new unions and frequency of contact. *Journal of Family Issues, 28,* 1220–1245.

Julkunen, J., & Ahlström, R. (2006). Hostility, anger, and sense of coherence as predictors of health-related quality of life. Results of an ASCOT substudy. *Journal of Psychosomatic Research, 61,* 33–39.

Juntunen, C. L., Wegner, K. E., & Matthews, L. G. (2002). Promoting positive career change in midlife. In C. L. Juntunen & D. R. Atkinson (Eds.), *Counseling across the lifespan* (pp. 329–347). Thousand Oaks, CA: Sage.

Jürgensen, M., Hiort, O., Holterhus, P.-M., & Thyen, U. (2007). Gender role behavior in children with XY karyotype and disorders of sex development. *Hormones and Behavior, 51,* 443–453.

Jusczyk, P. W. (2001). In the beginning, was the word. . . . In F. Lacerda & C. von Hofsten (Eds.), *Emerging cognitive abilities in early infancy* (pp. 173–192). Mahwah, NJ: Erlbaum.

Jusczyk, P. W. (2002). Some critical developments in acquiring native language sound organization. *Annals of Otology, Rhinology and Laryngology, 189,* 11–15.

Jusczyk, P. W., & Hohne, E. A. (1997). Infants' memory for spoken words. *Science, 277,* 1984–1986.

Jusczyk, P. W., & Luce, P. A. (2002). Speech perception. In H. Pashler & S. Yantis (Eds.), *Stevens' handbook of experimental psychology: Vol. 1. Sensation and perception* (3rd ed., pp. 493–536). New York: Wiley.

Jutras-Aswad, D., DiNieri, J. A., Harkany, T., & Hurd, Y. L. (2009). Neurobiological consequences of maternal cannabis on human fetal development and its neuropsychiatric outcome. *European Archives of Psychiatry and Clinical Neuroscience, 259,* 395–412.

K

Kaczmarczyk, M. M., Miller, M. J., & Freund, G. G. (2012). The health benefits of dietary fiber: Beyond the usual suspects of type 2 diabetes mellitus, cardiovascular disease and colon cancer. *Metabolism: Clinical and Experimental, 61,* 1058–1066.

Kagan, J. (2003). Behavioral inhibition as a temperamental category. In R. J. Davidson, K. R. Scherer, & H. H. Goldsmith (Eds.), *Handbook of affective science* (pp. 320–331). New York: Oxford University Press.

Kagan, J. (2008a). Behavioral inhibition as a risk factor for psychopathology. In T. P. Beauchaine & S. P. Hinshaw (Eds.), *Child and adolescent psychopathology* (pp. 157–179). Hoboken, NJ: Wiley.

Kagan, J. (2008b). In defense of qualitative changes in development. *Child Development, 79,* 1606–1624.

Kagan, J. (2010). Emotions and temperament. In M. H. Bornstein (Ed.), *Handbook of cultural developmental science* (pp. 175-194). New York: Psychology Press.

Kagan, J., Arcus, D., Snidman, N., Feng, W. Y. Hendler, J., & Greene, S. (1994). Reactivity in infants: A cross-national comparison. *Developmental Psychology, 30,* 342–345.

Kagan, J., & Fox, N. A. (2006). Biology, culture, and temperamental biases. In N. Eisenberg (Ed.), *Handbook of child psychology: Vol. 3. Social, emotional, and personality development* (6th ed., pp. 167–225). Hoboken, NJ: Wiley.

Kagan, J., & Saudino, K. J. (2001). Behavioral inhibition and related temperaments. In R. N. Emde & J. K. Hewitt (Eds.), *Infancy to early childhood: Genetic and environmental influences on developmental change* (pp. 111–119). New York: Oxford University Press.

Kagan, J., Snidman, N., Kahn, V., & Towsley, S. (2007). The preservation of two infant temperaments into adolescence. *Monographs of the Society for Research in Child Development, 72*(2, Serial No. 287).

Kagan, J., Snidman, N., Zentner, M., & Peterson, E. (1999). Infant temperament and anxious symptoms in school-age children. *Development and Psychopathology, 11,* 209–224.

Kahana, E., King, C., Kahana, B., Menne, H., Webster, N. J., & Dan, A. (2005). Successful aging in the face of chronic disease. In M. L. Wykle, P. J. Whitehouse, & D. L. Morris (Eds.), *Successful aging through the life span* (pp. 101–126). New York: Springer.

Kahn, R. S., Khoury, J., Nichols, W. C., & Lanphear, B. M. (2003). Role of dopamine transporter genotype and maternal prenatal smoking in childhood hyperactive–impulsive, inattentive, and oppositional behaviors. *Journal of Pediatrics, 143,* 104–110.

Kahne, J. E., & Sporte, S. E. (2008). Developing citizens: The impact of civic learning opportunities on students' commitments to civic participation. *American Educational Research Journal, 45,* 738–766.

Kail, R. (1993). The role of a global mechanism in developmental change in speed of processing. In M. L. Howe & R. Pasnak (Eds.), *Emerging themes in cognitive development: Vol. 1. Foundations.* New York: Springer-Verlag.

Kail, R. (1997). Processing time, imagery, and spatial memory. *Journal of Experimental Child Psychology, 64,* 67–78.

Kail, R. V. (2003). Information processing and memory. In M. H. Bornstein, L. Davidson, C. L. M. Keyes, K. A. Moore, and the Center for Child Well-Being (Eds.), *Well-being: Positive development across the life course* (pp. 269–280). Mahwah, NJ: Erlbaum.

Kaisa, A., Stattin, H., & Nurmi, J. (2000). Parenting styles and adolescents' achievement strategies. *Journal of Adolescence, 23,* 205–222.

Kakihara, F., Tilton-Weaver, L., Kerr, M., & Stattin, H. (2010). The relationship of parental control to youth adjustment: Do youths' feelings about their parents play a role? *Journal of Youth and Adolescence, 39,* 1442–1456.

Kalil, A., Levine, J. A., & Ziol-Guest, K. M. (2005). Following in their parents' footsteps: How characteristics of parental work predict adolescents' interest in parents' working jobs. In B. Schneider & L. J. Waite (Eds.), *Being together, working apart: Dual-career families and the work–life balance* (pp. 422–442). New York: Cambridge University Press.

Kalisch, T., Kattenstroth, J.-C., Kowalewski, R., Tegenthoff, M., & Dinse, H. R. (2012). *PLoS ONE, 7*(1), e30420.

Kalish, R. A. (1985). The social context of death and dying. In R. H. Binstock & E. Shanas (Eds.), *Handbook of aging and the social sciences* (2nd ed., pp. 149–170). New York: Van Nostrand Reinhold.

Kaller, C. P., Rahm, B., Spreer, J., Mader, I., & Unterrainer, J. M. (2008). Thinking around the corner: The development of planning abilities. *Brain and Cognition, 67,* 360–370.

Kalpouzos, G., & Nyberg, L. (2012). *Multimodal neuroimaging in normal aging: Structure–function interactions* (pp. 273–304). New York: Psychology Press.

Kalra, L., & Ratan, R. (2007). Recent advances in stroke rehabilitation. *Stroke, 38,* 235–237.

Kaminski, J. W., Puddy, R. W., Hall, D. M., Cashman, S. Y., Crosby, A. E., & Ortega, L. G. (2010). The relative influence of different domains of social connectedness on self-directed violence in adolescence. *Journal of Youth and Adolescence, 39,* 460–473.

Kamo, Y. (1998). Asian grandparents. In M. E. Szinovacz (Ed.), *Handbook on grandparenthood* (pp. 97–112). Westport, CT: Greenwood Press.

Kane, P., & Garber, J. (2004). The relations among depression in fathers, children's psychopathology, and father–child conflict: A meta-analysis. *Clinical Psychology Review, 24,* 339–360.

Kane, R. A., Lum, T. Y., Cutler, L. J., Degenholtz, H. B., & Yu, T.-C. (2007). Resident outcomes in small-house nursing homes: A longitudinal evaluation of the initial Green House program. *Journal of the American Geriatrics Society, 55,* 836–839.

Kang, N. H., & Hong, M. (2008). Achieving excellence in teacher workforce and equity in learning opportunities in South Korea. *Educational Researcher, 37,* 200–207.

Kaplow, J. B., & Widom, C. S. (2007). Age of onset of child maltreatment predicts long-term mental health outcomes. *Journal of Abnormal Psychology, 116,* 176–187.

Kaplowitz, P. (2006). Pubertal development in girls: Secular trends. *Current Opinion in Obstetrics and Gynecology, 18,* 487–491.

Kaplowitz, P. B. (2007). Link between body fat and the timing of puberty. *Pediatrics, 121,* S208–S217.

Karafantis, D. M., & Levy, S. R. (2004). The role of children's lay theories about the malleability of human attributes in beliefs about and volunteering for disadvantaged groups. *Child Development, 75,* 236–250.

Karasawa, M., Curhan, K. B., Markus, H. R., Kitayama, S. S., Love, G. D., Radler, B. T., et al. (2011). Cultural perspectives on aging and well-being: A comparison of Japan and the U.S. *International Journal of Aging and Human Development, 73,* 73–98.

Karasik, L. B., Tamis-LeMonda, C. S., & Adolph, K. E. (2011). Transition from crawling to walking affects infants' social actions with objects. *Child Development, 82,* 1199–1209.

Karasik, L. B., Tamis-LeMonda, C. S., Adolph, K. E., & Dimitroupoulou, K. A. (2008). How mothers encourage and discourage infants' motor actions. *Infancy, 13,* 366–392.

Karel, M. J., Gatz, M., & Smyer, M. A. (2012). Aging and mental health in the decade ahead: What psychologists need to know. *American Psychologist, 67,* 184–198.

Karevold, E., Ystrom, E., Coplan, R. J., Sanson, A. V., & Mathiesen, K. S. (2012). A prospective longitudinal study of shyness from infancy to adolescence: Stability, age-related changes, and prediction of socio-emotional functioning. *Journal of Abnormal Child Psychology, 40,* 1167–1177.

Karger, H. J., & Stoesz, D. (2010). *American social welfare policy* (6th ed.). Upper Saddle River, NJ: Pearson Education.

Karlsson, C., & Berggren, I. (2011). Dignified end-of-life care in the patients' own homes. *Nursing Ethics, 18,* 374–385.

Kassel, J. D., Weinstein, S., Skitch, S. A., Veilleux, J., & Mermelstein, R. (2005). The development of substance abuse in adolescence: Correlates, causes, and consequences. In J. D. Kassel, S. Weinstein, S. A. Skitch, J. Veilleux, & R. Mermelstein (Eds.), *Development of psychopathology: A vulnerability-stress perspective* (pp. 355–384). Thousand Oaks, CA: Sage.

Kastenbaum, R. (2008). Grieving in contemporary society. In M. S. Stroebe, R. O. Hansson, H. Schut, & W. Stroebe (Eds.), *Handbook of bereavement research and practice* (pp. 67–85). Washington, DC: American Psychological Association.

Kastenbaum, R. J. (2012). *Death, society, and human experience* (11th ed.). Upper Saddle River, NJ: Pearson.

Kato, I., Franco, P., Groswasser, J., Scaillet, S., Kelmanson, I., Togari, H., & Kahn, A. (2003). Incomplete arousal processes in infants who were victims of sudden death. *American Journal of Respiratory and Critical Care, 168,* 1298–1303.

Katz, L. F., & Windecker-Nelson, B. (2004). Parental meta-emotion philosophy in families with conduct-problem children: Links with peer relations. *Journal of Abnormal Child Psychology, 32,* 385–398.

Katzman, D. K. (2005). Medical complications in adolescents with anorexia nervosa: A review of the literature. *International Journal of Eating Disorders, 37,* S52–S59.

Katz-Wise, S. L., Priess, H. A., & Hyde, J. S. (2010). Gender-role attitudes and behavior across the transition to parenthood. *Developmental Psychology, 46,* 18– 28.

Kaufman, A. S. (2001). WAIS-III IQs, Horn's theory, and generational changes from young adulthood to old age. *Intelligence, 29,* 131–167.

Kaufman, A. S., & Horn, J. L. (1996). Age changes on tests of fluid and crystallized intelligence for females and males on the Kaufman Adolescent and Adult Intelligence Test (KAIT) at ages 17 to 94 years. *Archives of Clinical Neuropsychology, 11,* 97–121.

Kaufman, J., Csibra, G., & Johnson, M. H. (2005). Oscillatory activity in the infant brain reflects object maintenance. *Proceedings of the National Academy of Sciences, 102,* 15271–15274.

Kaufman, J. C., & Sternberg, R. J. (2007, July/August). Resource review: Creativity. *Change, 39,* 55–58.

Kavanaugh, R. D. (2006). Pretend play. In B. Spodek & O. N. Saracho (Eds.), *Handbook of research on the education of young children* (2nd ed., pp. 269–278). Mahwah, NJ: Erlbaum.

Kavšek, M., & Bornstein, M. H. (2010). Visual habituation and dishabituation in preterm infants: A review and meta-analysis. *Research in Developmental Disabilities, 31,* 951–975.

Kavšek, M., Yonas, A., & Granrud, C. E. (2012). Infants' sensitivity to pictorial depth cues: A review and meta-analysis. *Infant Behavior and Development, 35,* 109–128.

Kaya, Y., & Cook, K. J. (2010). A cross-national analysis of physical intimate partner violence against women. *International Journal of Comparative Sociology, 51,* 423–444.

Kaye, W. (2008). Neurobiology of anorexia and bulimia nervosa. *Physiology and Behavior, 94,* 121–135.

Kazdin, A. E., & Whitley, M. E. (2003). Treatment of parental stress to enhance therapeutic change among children referred for aggressive and antisocial behavior. *Journal of Consulting and Clinical Psychology, 71,* 504–515.

Keating, D. P. (2004). Cognitive and brain development. In R. M. Lerner & L. Steinberg (Eds.), *Handbook of adolescent psychology* (2nd ed., pp. 45–84). Hoboken, NJ: Wiley.

Keegan, L., & Drick, C. A. (2011). *End of life: Nursing solutions for death with dignity.* New York: Springer.

Keil, F. C. (1986). Conceptual domains and the acquisition of metaphor. *Cognitive Development, 1,* 73–96.

Keil, F. C., & Lockhart, K. L. (1999). Explanatory understanding in conceptual development. In E. K. Scholnick, K. Nelson, S. A. Gelman, & P. H. Miller (Eds.), *Conceptual development: Piaget's legacy* (pp. 103–130). Mahwah, NJ: Erlbaum.

Keith, J., Fry, C. L., Glascock, A. P., Ikels, C., Dickerson-Putman, J., Harpending, H. C., & Draper, P. (1994). *The aging experience: Diversity and commonality across cultures.* Thousand Oaks, CA: Sage.

Keith, P. M., & Schafer, R. B. (1991). *Relationships and well-being over the life stages.* New York: Praeger.

Keith, T. Z., Keith, P. B., Quirk, K. J., Sperduto, J., Santillo, S., & Killings, S. (1998). Longitudinal effects of parent involvement on high school grades: Similarities and differences across gender and ethnic groups. *Journal of School Psychology, 36,* 335–363.

Keller, H., Borke, Y. J., Kärtner, J., Jensen, H., & Papaligoura, Z. (2004). Developmental consequences of early parenting experiences: Self-recognition and self-regulation in three cultural communities. *Child Development, 75,* 1745–1760.

Keller, H., Kärtner, J., Borke, J., Yovsi, R., & Kleis, A. (2005). Parenting styles and the development of the categorical self: A longitudinal study on mirror self-recognition in Cameroonian Nso and German families. *International Journal of Behavioral Development, 29,* 496–504.

Keller, P. A., & Lusardi, A. (2012). Employee retirement savings: What we know and are discovering for helping people prepare for life after work. In G. D. Mick, S. Pettigrew, C. Pechmann, & J. L. Ozanne (Eds.), *Transformative consumer research for personal and collective well-being* (pp. 445–464). New York: Routledge.

Kelley, S. A., Brownell, C. A., & Campbell, S. B. (2000). Mastery motivation and self-evaluative affect in toddlers: Longitudinal relations with maternal behavior. *Child Development, 71,* 1061–1071.

Kellman, P. J., & Arterberry, M. E. (2006). Infant visual perception. In D. Kuhn & R. Siegler (Eds.), *Handbook of child psychology: Vol. 2. Cognition, perception, and language* (6th ed., pp. 109–160). Hoboken, NJ: Wiley.

Kelly, D. J., Liu, S., Ge, L., Quinn, P. C., Slater, A. M., Lee, K., Liu, Q., & Pascalis, O. (2007). Cross-race preferences for same-race faces extend beyond the African versus Caucasian contrast in 3-month-old infants. *Infancy, 11,* 87–95.

Kelly, D. J., Quinn, P. C., Slater, A. M., Lee, K., Ge, L., & Pascalis, O. (2009). Development of the other-race effect during infancy: Evidence toward universality? *Journal of Experimental Child Psychology, 104,* 105–114.

Kelly, N., & Norwich, B. (2004). Pupils' perceptions of self and of labels: Moderate learning difficulties in mainstream and special schools. *British Journal of Educational Psychology, 74,* 411–435.

Kemkes-Grottenhaler, A. (2003). Postponing or rejecting parenthood? Results of a survey among female academic professionals. *Journal of Biosocial Science, 35,* 213–226.

Kempe, C. H., Silverman, B. F., Steele, P. W., Droegemueller, P. W., & Silver, H. K. (1962). The battered-child syndrome. *Journal of the American Medical Association, 181,* 17–24.

Kempen, G., Ranchor, A. V., van Sonderen, E., van Jaarsveld, C. H. M., & Sanderman, R. (2006). Risk and protective factors of different functional trajectories in older persons: Are these the same? *Journal of Gerontology, 61B,* P95–P101.

Kemper, S. (2012). The interaction of linguistic constraints, working memory, and aging on language production and comprehension. In M. Naveh-Benjamin & N. Ohta (Eds.), *Memory and aging: Current issues and future directions* (pp. 31–47). New York: Psychology Press.

Kemper, S., Thompson, M., & Marquis, J. (2001). Longitudinal change in language production: Effects of aging and dementia on grammatical complexity and prepositional content. *Psychology and Aging, 16,* 600–614.

Kendig, H., Dykstra, P. A., van Gaalen, R. I., & Melkas, T. (2007). Health of aging parents and childless individuals. *Journal of Family Issues, 28,* 1457–1486.

Kendler, K. S., Thornton, L. M., Gilman, S. E., & Kessler, R. C. (2000). Sexual orientation in a U.S. national sample of twin and non-twin sibling pairs. *American Journal of Psychiatry, 157,* 1843–1846.

Kendrick, D., Barlow, J., Hampshire, A., Stewart-Brown, S., & Polnay, L. (2008). Parenting interventions and the prevention of unintentional injuries in childhood: Systematic review and meta-analysis. *Child: Care, Health and Development, 34,* 682–695.

Kennedy, A. M., & Gust, D. A. (2008). Measles outbreak associated with a church congregation: A study of immunization attitudes of congregation members. *Public Health Reports, 123,* 126–134.

Kennedy, G. E., & Kennedy, C. E. (1993). Grandparents: A special resource for children in stepfamilies. *Journal of Divorce and Remarriage, 19,* 45–68.

Kennell, J., Klaus, M., McGrath, S., Robertson, S., & Hinkley, C. (1991). Continuous emotional support during labor in a U.S. hospital. *Journal of the American Medical Association, 265,* 2197–2201.

Kenney, G. M., Lynch, V., Cook, A., & Phong, S. (2010). Who and where are the children yet to enroll in Medicaid and the Children's Health Insurance Program? *Health Affairs, 29,* 1920–1929.

Kenney-Benson, G. A., Pomerantz, E. M. Ryan, A. M., & Patrick, H. (2006). Sex differences in math performance: The role of children's approach to schoolwork. *Developmental Psychology, 42,* 11–26.

Kenyon, B. L. (2001). Current research in children's conceptions of death: A critical review. *Omega, 43,* 63–91.

Kerckhoff, A. C. (2002). The transition from school to work. In J. T. Mortimer & R. Larson (Eds.), *The changing adolescent experience* (pp. 52–87). New York: Cambridge University Press.

Keren, M., Feldman, R., Namdari-Weinbaum, I., Spitzer, S., & Tyano, S. (2005). Relations between parents' interactive style in dyadic and triadic play and toddlers' symbolic capacity. *American Journal of Orthopsychiatry, 75,* 599–607.

Kerestes, M., & Youniss, J. E. (2003). Rediscovering the importance of religion in adolescent development. In R. M. Lerner, F. Jacobs, & D. Wertlieb (Eds.), *Handbook of applied developmental science* (Vol. 1, pp. 165–184). Thousand Oaks, CA: Sage.

Kerestes, M., Youniss, J., & Metz, E. (2004). Longitudinal patterns of religious perspective and civic integration. *Applied Developmental Science, 8,* 39–46.

Kernis, M. H. (2002). Self-esteem as a multifaceted construct. In T. M. Brinthaupt & R. P. Lipka (Eds.), *Understanding early adolescent self and identity* (pp. 57–88). Albany: State University of New York Press.

Kernohan, W. G., Hasson, F., Hutchison, P., & Cochrane, B. (2006). Patient satisfaction with hospice day care. *Supportive Care in Cancer, 14,* 462–468.

Kerpelman, J. L., Shoffner, M. F., & Ross-Griffin, S. (2002). African American mothers' and daughters' beliefs about possible selves and their strategies for reaching the adolescent's future academic and career goals. *Journal of Youth and Adolescence, 31,* 289–302.

Kerr, D. C. R., Lopez, N. L., Olson, S. L., & Sameroff, A. J. (2004). Parental discipline and externalizing behavior problems in early childhood: The roles of moral regulation and child gender. *Journal of Abnormal Child Psychology, 32,* 369–383.

Kesler, S. R. (2007). Turner syndrome. *Child and Adolescent Psychiatric Clinics of North America, 16,* 709–722.

Kettl, P. (1998). Alaska Native suicide: Lessons for elder suicide. *International Psychogeriatrics, 10,* 205–211.

Key, J. D., Gebregziabher, M. G., Marsh, L. D., & O'Rourke, K. M. (2008). Effectiveness of an intensive, school-based intervention for teen mothers. *Journal of Adolescent Health, 42,* 394–400.

Keyes, C. L. M., & Ryff, C. D. (1998a). Generativity and adult lives: Social structural contours and quality of life consequences. In D. P. McAdams & E. de St. Aubin (Eds.), *Generativity and adult development: How and why we care for the next generation* (pp. 227–263). Washington, DC: American Psychological Association.

Keyes, C. L. M., & Ryff, C. D. (1998b). Psychological well-being in midlife. In S. L. Willis & J. D. Reid (Eds.), *Life in the middle* (pp. 161–180). San Diego: Academic Press.

Keyes, C. L. M., Shmotkin, D., & Ryff, C. D. (2002). Optimizing well-being: The empirical encounter of two traditions. *Journal of Personality and Social Psychology, 82,* 1007–1022.

Keyes, C. L. M., & Westerhof, G. J. (2012). Chronological and subjective age differences in flourishing mental health and major depressive episode. *Aging and Mental Health, 16,* 67–74.

Khashan, A. S., Baker, P. N., & Kenny, L. C. (2010). Preterm birth and reduced birthweight in first and second teenage pregnancies: A register-based cohort study. *BMC Pregnancy and Childbirth, 10,* 36.

Khavkin, J., & Ellis, D. A. (2011). Aging skin: Histology, physiology, and pathology. *Facial Plastic Surgery Clinics of North America, 19,* 229–234.

Kidd, A. R., III, & Bao, J. (2012). Recent advances in the study of age-related hearing loss: A mini-review. *Gerontology, 58,* 490–496.

Kieffer, M. J. (2008). Catching up or falling behind? Initial English proficiency, concentrated poverty and the reading growth of language minority learners in the United States. *Journal of Educational Psychology, 100,* 851–868.

Kiernan, K. (2002). Cohabitation in Western Europe: Trends, issues, and implications. In A. Booth & A. C. Crouter (Eds.), *Just living together* (pp. 3–32). Mahwah, NJ: Erlbaum.

Killen, M., Crystal, D., & Watanabe, H. (2002). The individual and the group: Japanese and American children's evaluations of peer exclusion, tolerance of difference, and prescriptions for conformity. *Child Development, 73,* 1788–1802.

Killen, M., Henning, A., Kelly, M. C., Crystal, D., & Ruck, M. (2007). Evaluations of interracial peer encounters by majority and minority U.S. children and adolescents. *International Journal of Behavioral Development, 31,* 491–500.

Killen, M., Kelly, M. C., Richardson, C., Crystal, D., & Ruck, M. (2010). European American children's and adolescents' evaluations of interracial exclusion. *Group Processes and Intergroup Relations, 13,* 283–300.

Killen, M., Lee-Kim, J., McGlothlin, H., & Stangor, C. (2002). How children and adolescents evaluate gender and racial exclusion. *Monographs of the Society for Research in Child Development, 67*(4, Serial No. 271).

Killen, M., Margie, N. G., & Sinno, S. (2006). Morality in the context of intergroup relationships. In M. Killen & J. G. Smetana (Eds.), *Handbook of moral development* (pp. 155–183). Mahwah, NJ: Erlbaum.

Killen, M., & Nucci, L. P. (1995). Morality, autonomy, and social conflict. In M. Killen & D. Hart (Eds.), *Morality in everyday life: Developmental perspectives* (pp. 52–86). Cambridge, UK: Cambridge University Press.

Killoren, S. E., Thayer, S. M., & Updegraff, K. A. (2008). Conflict resolution between Mexican origin adolescent siblings. *Journal of Marriage and Family, 70,* 1200–1212.

Kilpatrick, S. D., Bissonnette, V. L., & Rusbult, C. E. (2002). Empathic accuracy and accommodative behavior among newly married couples. *Personal Relationships, 9,* 369–393.

Kilpatrick, S. W., & Sanders, D. M. (1978). Body image stereotypes: A developmental comparison. *Journal of Genetic Psychology, 132,* 87–95.

Kim, G., Walden, T. A., & Knieps, L. J. (2010). Impact and characteristics of positive and fearful emotional messages during infant social referencing. *Infant Behavior and Development, 33,* 189–195.

Kim, J., & Cicchetti, D. (2006). Longitudinal trajectories of self-system processes and depressive symptoms among maltreated and nonmaltreated children. *Child Development, 77,* 624–639.

Kim, J. E., & Moen, P. (2002a). Is retirement good or bad for subjective well-being? *Current Directions in Psychological Science, 10,* 83–86.

Kim, J. E., & Moen, P. (2002b). Moving into retirement: Preparation and transitions in late midlife. In M. E. Lachman (Ed.), *Handbook of midlife development* (pp. 487–527). New York: Wiley.

Kim, J. M. (1998). Korean children's concepts of adult and peer authority and moral reasoning. *Developmental Psychology, 34,* 947–955.

Kim, J. M., & Turiel, E. (1996). Korean children's concepts of adult and peer authority. *Social Development, 5,* 310–329.

Kim, J.-Y., McHale, S. M., Crouter, A. C., & Osgood, D. W. (2007). Longitudinal linkages between sibling relationships and adjustment from middle childhood through adolescence. *Developmental Psychology, 43,* 960–973.

Kim, J.-Y., McHale, S. M., Osgood, D. W., & Crouter, A. C. (2006). Longitudinal course and family correlates of sibling relationships from childhood through adolescence. *Child Development, 77,* 1746–1761.

Kim, M., McGregor, K. K., & Thompson, C. K. (2000). Early lexical development in English-and Korean-speaking children: Language-general and language-specific patterns. *Journal of Child Language, 27,* 225–254.

Kim, S., & Hasher, L. (2005). The attraction effect in decision making: Superior performance by older adults. *Quarterly Journal of Experimental Psychology, 58A,* 120–133.

Kimbro, R. T. (2006). On-the-job moms: Work and breastfeeding initiation and duration for a sample of low-income women. *Maternal and Child Health Journal, 10,* 19–26.

King, A. C. (2001). Interventions to promote physical activity by older adults. *Journal of Gerontology, 56A,* 36A–46A.

King, A. C., Ahn, D. K., Oliveira, B. M., Atienza, A. A., Castro, C. M., & Gardner, C. D. (2008). Promoting physical activity through hand-held computer technology. *American Journal of Preventive Medicine, 34,* 138–142.

King, A. C., & Bjorklund, D. F. (2010). Evolutionary developmental psychology. *Psicothema, 22,* 22–27.

King, A. C., Kiernan, M., Oman, R. F., Kraemer, H., Hull, M., & Ahn, D. (1997). Can we identify who will adhere to long-term physical activity? Signal detection methodology as a potential aid to clinical decision making. *Health Psychology, 16,* 380–389.

King, A. C., Taylor, C. B., & Haskell, W. L. (1993). Effects of differing intensities and formats of 12 months of exercise training on psychological outcomes in older adults. *Health Psychology, 12,* 292–300.

King, L. A., & Hicks, J. A. (2007). Whatever happened to "What might have been"? *American Psychologist, 62,* 625–636.

King, P. E., & Furrow, J. L. (2004). Religion as a resource for positive youth development: Religion, social

capital, and moral outcomes. *Developmental Psychology, 40,* 703–713.
King, P. M., & Kitchener, K. S. (1994). *Developing reflective judgment: Understanding and promoting intellectual growth and critical thinking in adolescents and adults.* San Francisco: Jossey-Bass.
King, P. M., & Kitchener, K. S. (2002). The reflective judgment model: Twenty years of research on epistemic cognition. In B. K. Hofer & P. R. Pintrich (Eds.), *Personal epistemology: The psychological beliefs about knowledge and knowing* (pp. 37–61). Mahwah, NJ: Erlbaum.
King, V. (2007). When children have two mothers: Relationships with nonresident mothers, stepmothers, and fathers. *Journal of Marriage and Family, 69,* 1178–1193.
King, V. (2009). Stepfamily formation: Implications for adolescent ties to mothers, nonresident fathers, and stepfathers. *Journal of Marriage and Family, 71,* 954–968.
Kingsberg, S. A. (2002). The impact of aging on sexual function in women and their partners. *Archives of Sexual Behavior, 31,* 431–437.
Kinney, D. (1999). From "headbangers" to "hippies": Delineating adolescents' active attempts to form an alternative peer culture. In J. A. McLellan & M. J. V. Pugh (Eds.), *The role of peer groups in adolescent social identity: Exploring the importance of stability and change* (pp. 21–35). San Francisco: Jossey-Bass.
Kinney, H. C. (2009). Brainstem mechanisms underlying the sudden infant death syndrome: Evidence from human pathologic studies. *Developmental Psychobiology, 51,* 223–233.
Kinnunen, M.-L., Pietilainen, K., & Rissanen, A. (2006). Body size and overweight from birth to adulthood. In L. Pulkkinen & J. Kaprio (Eds.), *Socioemotional development and health from adolescence to adulthood* (pp. 95–107). New York: Cambridge University Press.
Kinsella, M. T., & Monk, C. (2009). Impact of maternal stress, depression and anxiety on fetal neurobehavioral development. *Clinical Obstetrics and Gynecology, 52,* 425–440.
Kinser, K., & Deitchman, J. (2007). Tenacious persisters: Returning adult students in higher education. *Journal of College Student Retention, 9,* 75–94.
Kirby, D. (2002a). Antecedents of adolescent initiation of sex, contraceptive use, and pregnancy. *American Journal of Health Behavior, 26,* 473–485.
Kirby, D. (2002b). Effective approaches to reducing adolescent unprotected sex, pregnancy, and childbearing. *Journal of Sex Research, 39,* 51–57.
Kirby, D. (2002c). The impact of schools and school programs upon adolescent sexual behavior. *Journal of Sex Research, 39,* 27–33.
Kirby, D., & Laris, B. A. (2009). Effective curriculum-based sex and STD/HIV education programs for adolescents. *Child Development Perspectives, 3,* 21–29.
Kirchner, G. (2000). *Children's games from around the world.* Boston: Allyn and Bacon.
Kiriakidis, S. P., & Kavoura, A. (2010). Cyberbullying: A review of the literature on harassment through the Internet and other electronic means. *Family and Community Health, 33,* 82–93.
Kirk, K. M., Bailey, J. M., Dunne, M. P., & Martin, N. G. (2000). Measurement models for sexual orientation in a community twin sample. *Behavior Genetics, 30,* 345–356.
Kirkham, N. Z., Cruess, L., & Diamond, A. (2003). Helping children apply their knowledge to their behavior on a dimension-switching task. *Developmental Science, 6,* 449–476.
Kirkham, N. Z., Slemmer, J. A., & Johnson, S. P. (2002). Visual statistical learning in infancy: Evidence for a domain general learning mechanism. *Cognition, 83,* B35–B42.
Kirkwood, T. (2010, November). Why women live longer. *Scientific American, 303,* 34–35.
Kirshenbaum, A. P., Olsen, D. M., & Bickel, W. K. (2009). A quantitative review of the ubiquitous relapse curve. *Journal of Substance Abuse Treatment, 36,* 8–17.
Kirshner, B. (2009). "Power in numbers": Youth organizing as a context for exploring civic identity. *Journal of Research on Adolescence, 19,* 414–440.
Kisilevsky, B. S., Hains, S. M. J., Brown, C. A., Lee, C. T., Cowperthwaite, B., & Stutzman, S. S. (2009). Fetal sensitivity to properties of maternal speech and language. *Infant Behavior and Development, 32,* 59–71.
Kisilevsky, B. S., Hains, S. M. J., Lee, K., Xie, X., Huang, H., Ye, H. H., Zhang, K., & Wang, Z. (2003). Effects of experience on fetal voice recognition. *Psychological Science, 14,* 220–224.
Kisilevsky, B. S., & Low, J. A. (1998). Human fetal behvior: 100 years of study. *Developmental Review, 18,* 1–29.
Kite, M. E., Stockdale, G. D., Whitley, B. E., Jr., & Johnson, B. T. (2005). Attitudes toward younger and older adults: An updated meta-analytic review. *Journal of Social Issues, 61,* 241–266.
Kitzman, H. J., Olds, D. L., Cole, R. E., Hanks, C. A., Anson, E. A., Arcoleo, K. J., et al. (2010). Enduring effects of prenatal and infancy home visiting by nurses on children: Follow-up of a randomized trial among children at age 12 years. *Archives of Pediatric and Adolescent Medicine, 164,* 412–418.
Kitzmann, K. M., Cohen, R., & Lockwood, R. L. (2002). Are only children missing out? Comparison of the peer-related social competence of only children and siblings. *Journal of Social and Personal Relationships, 19,* 299–316.
Kiuru, N., Aunola, K., Vuori, J., & Nurmi, J.-E. (2009). The role of peer groups in adolescents' educational expectation and adjustment. *Journal of Youth and Adolescence, 36,* 995–1009.
Kivipelto, M., Rovio, S., Ngandu, T., Karenhold, I., Eskelinen, M., & Winblad, B. (2008). Apolipoprotein E epsilon4 magnifies lifestyle risks for dementia: A population-based study. *Journal of Cellular and Molecular Medicine, 12,* 2762–2771.
Kjønniksen, L., Anderssen, N., & Wold, B. (2009). Organized youth sport as a predictor of physical activity in adulthood. *Scandinavian Journal of Medicine and Science in Sports, 19,* 646–654.
Kjønniksen, L., Torsheim, T., & Wold, B. (2008). Tracking of leisure-time physical activity during adolescence and young adulthood: A 10-year longitudinal study. *International Journal of Behavioral Nutrition and Physical Activity, 5,* 69.
Klaczynski, P. A. (2001). Framing effects on adolescent task representations, analytic and heuristic processing, and decision making: Implications for the normative/descriptive gap. *Applied Developmental Psychology, 22,* 289–309.
Klaczynski, P. A., & Narasimham, G. (1998). Development of scientific reasoning biases: Cognitive versus ego-protective explanations. *Developmental Psychology, 34,* 175–187.
Klaczynski, P. A., Schuneman, M. J., & Daniel, D. B. (2004). Theories of conditional reasoning: A developmental examination of competing hypotheses. *Developmental Psychology, 40,* 559–571.
Klahr, D., & MacWhinney, B. (1998). Information processing. In D. Kuhn & R. S. Siegler (Eds.), *Handbook of child psychology: Vol. 2. Cognition, perception, and language* (5th ed., pp. 631–678). New York: Wiley.
Klahr, D., & Nigam, M. (2004). The equivalence of learning paths in early science instruction: Effects of direct instruction and discovery learning. *Psychological Science, 15,* 661–667.
Klareskog, L., Padyukov, L., Rönnelid, J., & Alfredsson, L. (2006). Genes, environment and immunity in the development of rheumatoid arthritis. *Current Opinion in Immunology, 18,* 650–655.
Klass, D. (2004). The inner representation of the dead child in the psychic and social narratives of bereaved parents. In R. A. Neimeyer (Ed.), *Meaning reconstruction and the experience of loss* (pp. 77–94). Washington, DC: American Psychological Association.
Klaw, E. L., Rhodes, J. E., & Fitzgerald, L. F. (2003). Natural mentors in the lives of African-American adolescent mothers: Tracking relationships over time. *Journal of Youth and Adolescence, 32,* 223–232.
Klebanov, P. K., Brooks-Gunn, J., McCarton, C., & McCormick, M. C. (1998). The contribution of neighborhood and family income to developmental test scores over the first three years of life. *Child Development, 69,* 1420–1436.
Kleespies, P. M. (2004). Concluding thoughts on suffering, dying and choice. In P. M. Kleespies (Ed.), *Life and death decisions: Psychological and ethical considerations in end-of-life care* (pp. 163–167). Washington, DC: American Psychological Association.
Klein, P. J., & Meltzoff, A. N. (1999). Long-term memory, forgetting, and deferred imitation in 12-month-old infants. *Developmental Science, 2,* 102–113.
Kleinspehn-Ammerlahn, A., Kotter-Grühn, D., & Smith, J. (2008). Self-perceptions of aging: Do subjective age and satisfaction with aging change during old age? *The Journals of Gerontology Series B: Psychological Sciences and Social Sciences, 63,* 377–385.
Klesges, L. M., Johnson, K. C., Ward, K. D., & Barnard, M. (2001). Smoking cessation in pregnant women. *Obstetrics and Gynecology Clinics of North America, 28,* 269–282.
Kliegel, M., Jäger, T., & Phillips, L. H. (2008). Adult age differences in event-based prospective memory: A meta-analysis on the role of focal versus nonfocal cues. *Psychology and Aging, 23,* 203–208.
Kliegman, R. M., Behrman, R. E., Jenson, H. B., & Stanton, B. F. (Eds.). (2008). *Nelson textbook of pediatrics e-dition.* Philadelphia: Saunders.
Kliewer, W., Fearnow, M. D., & Miller, P. A. (1996). Coping socialization in middle childhood: Tests of maternal and paternal influences. *Child Development, 67,* 2339–2357.
Klimes-Dougan, B., & Kistner, J. (1990). Physically abused preschoolers' responses to peers' distress. *Developmental Psychology, 26,* 599–602.
Klimstra, T. A., Hale, W. W., III, Raaijmakers, Q. A. W., Branje, S. J. T., & Meeus, W. H. J. (2010). Identity formation in adolescence: Change or stability? *Journal of Youth and Adolescence, 39,* 150–162.
Kline, G. H., Stanley, S. M., Markman, H. J., Olmos-Gallo, P. A., St. Peters, M., Whitton, S. W., & Prado, L. M. (2004). Timing is everything: Preengagement cohabitation and increased risk for poor marital outcomes. *Journal of Family Psychology, 18,* 311–318.
Klingman, A. (2006). Children and war trauma. In K. A. Renninger & I. E. Sigel (Eds.), *Handbook of child psychology: Vol. 4. Child psychology in practice* (6th ed., pp. 619–652). Hoboken, NJ: Wiley.
Kloep, M., & Hendry, L. B. (2007). Retirement: A new beginning? *The Psychologist, 20,* 742–745.
Kloep, M., & Hendry, L. B. (2011). A systemic approach to the transitions to adulthood. In J. J. Arnett, M. Kloep, L. B. Hendry, & J. L. Tanner (Eds.), *Debating emerging adulthood: Stage or process?* (pp. 53–75). New York: Oxford University Press.
Klomsten, A. T., Skaalvik, E. M., & Espnes, G. A. (2004). Physical self-concept and sports: Do gender differences exist? *Sex Roles, 50,* 119–127.
Klump, K. L., Kaye, W. H., & Strober, M. (2001). The evolving foundations of eating disorders. *Psychiatric Clinics of North America, 24,* 215–225.
Kluwer, E. S., & Johnson, M. D. (2007). Conflict frequency and relationship quality across the

transition to parenthood. *Journal of Marriage and Family, 69,* 1089–1106.
Knafo, A., Zahn-Waxler, C., Davidov, M., Hulle, C. V., Robinson, J. L., & Rhee, S. H. (2009). Empathy in early childhood: Genetic, environmental, and affective contributions. In O. Vilarroya, S. Altran, A. Navarro, K. Ochsner, & A. Tobena (Eds.), *Values, empathy, and fairness across social barriers* (pp. 103–114). New York: New York Academy of Sciences.
Knickmeyer, R. C., Gouttard, S., Kang, C., Evans, D., Wilber, K., Smith, J. K., et al. (2008). A structural MRI study of human brain development from birth to 2 years. *Journal of Neuroscience, 28,* 12176–12182.
Knight, B. J., & Sayegh, P. (2010). Cultural values and caregiving: The updated sociocultural stress and coping model. *Journal of Gerontology, 65B,* 5–13.
Knobloch, H., & Pasamanick, B. (Eds.). (1974). *Gesell and Amatruda's Developmental Diagnosis.* Hagerstown, MD: Harper & Row.
Knopf, M., Kraus, U., & Kressley-Mba, R. A. (2006). Relational information processing of novel unrelated actions by infants. *Infant Behavior and Development, 29,* 44–53.
Knox, D., Langehough, S. O., & Walters, C. (1998). Religiosity and spirituality among college students. *College Student Journal, 32,* 430–432.
Ko, K. J., Berg, C. A., Butner, J., Uchino, B. N., & Smith, T. W. (2007). Profiles of successful aging in middle-age and older adult married couples. *Psychology and Aging, 22,* 705–718.
Kobayashi, T., Hiraki, K., & Hasegawa, T. (2005). Auditory-visual intermodal matching of small numerosities in 6-month-old infants. *Developmental Science, 8,* 409–419.
Kobayashi, T., Kazuo, H., Ryoko, M., & Hasegawa, T. (2004). Baby arithmetic: One object plus one tone. *Cognition, 91,* B23–B34.
Kobayashi, Y. (1994). Conceptual acquisition and change through social interaction. *Human Development, 37,* 233–241.
Kochanska, G. (1991). Socialization and temperament in the development of guilt and conscience. *Child Development, 62,* 1379–1392.
Kochanska, G., & Aksan, N. (2006). Children's conscience and self-regulation. *Journal of Personality, 74,* 1587–1617.
Kochanska, G., Aksan, N., & Carlson, J. J. (2005). Temperament, relationships, and young children's receptive cooperation with their parents. *Developmental Psychology, 41*(4), 648–660.
Kochanska, G., Aksan, N., & Joy, M. E. (2007). Children's fearfulness as a moderator of parenting in early socialization: Two longitudinal studies. *Developmental Psychology, 43,* 222–237.
Kochanska, G., Aksan, N., & Nichols, K. E. (2003). Maternal power assertion in discipline and moral discourse contexts: Commonalities, differences, and implications for children's moral conduct and cognition. *Developmental Psychology, 39,* 949–963.
Kochanska, G., Aksan, N., Prisco, T. R., & Adams, E. E. (2008). Mother–child and father–child mutually responsive orientation in the first 2 years and children's outcomes at preschool age: Mechanisms of influence. *Child Development, 79,* 30–44.
Kochanska, G., Casey, R. J., & Fukumoto, A. (1995). Toddlers' sensitivity to standard violations. *Child Development, 66,* 643–656.
Kochanska, G., Forman, D. R., Aksan, N., & Dunbar, S. B. (2005). Pathways to conscience: Early mother–child mutually responsive orientation and children's moral emotion, conduct, and cognition. *Journal of Child Psychology and Psychiatry, 46,* 19–34.
Kochanska, G., Gross, J. N., Lin, M.-H., & Nichols, K. E. (2002). Guilt in young children: Development, determinants, and relations with broader system standards. *Child Development, 73,* 461–482.
Kochanska, G., & Knaack, A. (2003). Effortful control as a personality characteristic of young children: Antecedents, correlates, and consequences. *Journal of Personality, 71,* 1087–1112.
Kochanska, G., Murray, K. T., & Harlan, E. T. (2000). Effortful control in early childhood: Continuity and change, antecedents, and implications for social development. *Developmental Psychology, 36,* 220–232.
Kochanska, G., Philibert, R. A., & Barry, R. A. (2009). Interplay of genes and early other–child relationship in the development of self-regulation from toddler to preschool age. *Journal of Child Psychology and Psychiatry, 50,* 1331–1338.
Kochenderfer-Ladd, B. (2003). Identification of aggressive and asocial victims and the stability of their peer victimization. *Merrill-Palmer Quarterly, 49,* 401–425.
Koestner, R., Franz, C., & Weinberger, J. (1990). The family origins of empathic concern: A 26-year longitudinal study. *Journal of Personality and Social Psychology, 58,* 709–717.
Kohen, D. E., Leventhal, T., Dahinten, V. S., & McIntosh, C. N. (2008). Neighborhood disadvantage: Pathways of effects for young children. *Child Development, 79,* 156–169.
Kohlberg, L. (1969). Stage and sequence: The cognitive-developmental approach to socialization. In D. A. Goslin (Ed.), *Handbook of socialization theory and research* (pp. 347– 480). Chicago: Rand McNally.
Kohlberg, L., Levine, C., & Hewer, A. (1983). *Moral stages: A current formulation and a response to critics.* Basel, Switzerland: Karger.
Kohn, M. L. (2006). *Change and stability: A crossnational analysis of social structure and personality.* Greenbrae, CA: Paradigm Press.
Kohn, M. L., Naoi, A., Schoenbach, C., Schooler, C., & Slomczynski, K. M. (1990). Position in the class structure and psychological functioning in the United States, Japan, and Poland. *American Journal of Sociology, 95,* 964–1008.
Kohn, M. L., & Slomczynski, K. M. (1990). *Social structure and self-direction: A comparative analysis of the United States and Poland.* Cambridge, MA: Blackwell.
Komp, D. M. (1996). The changing face of death in children. In H. M. Spiro, M. G. M. Curnen, & L. P. Wandel (Eds.), *Facing death: Where culture, religion, and medicine meet* (pp. 66–76). New Haven: Yale University Press.
Konner, M. (2010). *The evolution of childhood: Relationships, emotion, mind.* Cambridge, MA: Harvard University Press.
Konold, T. R., & Pianta, R. C. (2005). Empirically derived, person-oriented patterns of school readiness in typically developing children: Description and prediction to first-grade achievement. *Applied Developmental Science, 9,* 174–187.
Kopp, C. B., & Neufeld, S. J. (2003). Emotional development during infancy. In R. Davidson, K. R. Scherer, & H. H. Goldsmith (Eds.), *Handbook of affective sciences* (pp. 347–374). Oxford, UK: Oxford University Press.
Kooijman, V., Hagoort, P., & Cutler, A. (2009). Prosodic structure in early word segmentation: ERP evidence from Dutch ten-month-olds. *Infancy, 14,* 591–612.
Kopeikina, K. J., Carlson, G. A., Pitstick, R., Ludvigson, A. E., Peters, A., et al. (2011). Tau accumulation causes mitochondrial distribution deficits in neurons in a mouse model of tauopathy and in human Alzheimer's disease brain. *American Journal of Pathology 179,* 2071–2082.
Korkman, M., Kettunen, S., & Autti-Raemoe, I. (2003). Neurocognitive impairment in early adolescence following prenatal alcohol exposure of varying duration. *Child Neurology, 9,* 117–128.
Kornhaber, M. L. (2004). Using multiple intelligences to overcome cultural barriers to identification for gifted education. In D. Boothe & J. C. Stanley (Eds.), *In the eyes of the beholder: Critical issues for diversity in gifted education* (pp. 215–225). Waco, TX: Prufrock Press.
Koropeckyj-Cox, T., & Pendell, G. (2007). The gender gap in attitudes about childlessness in the United States. *Journal of Marriage and Family, 69,* 899–915.
Koster, A., Penninx, B. W., Newman, A. B., Visser, M., van Gool, C. H., & Harris, T. B. (2007). Lifestyle factors and incident mobility limitation in obese and non-obese older adults. *Obesity, 15,* 3122–3132.
Kotkin, J. (2012, July 16). Are Millennials the screwed generation? *Newsweek.* Retrieved from www.thedailybeast.com/newsweek/2012/07/15/are-millennials-the-screwed-generation.html
Kotre, J. (1999). *Make it count: How to generate a legacy that gives meaning to your life.* New York: Free Press.
Kowalski, R. M., Limber, S. P., & Agatston, P. W. (2008). *Cyber bullying: Bullying in the digital age.* Malden, MA: Blackwell.
Kozer, E., Costei, A. M., Boskovic, R., Nulman, I., Nikfar, S., & Koren, G. (2003). Effects of aspirin consumption during pregnancy on pregnancy outcomes: Meta-analysis. *Birth Defects Research, Part B, Developmental and Reproductive Toxicology, 68,* 70–84.
Kozol, J. (2005). *The shame of the nation: The restoration of apartheid schooling in America.* New York: Three Rivers Press.
Kozulin, A. (Ed.). (2003). *Vygotsky's educational theory in cultural context.* Cambridge, U.K.: Cambridge University Press.
Krafft, K., & Berk, L. E. (1998). Private speech in two preschools: Significance of open-ended activities and make-believe play for verbal self-regulation. *Early Childhood Research Quarterly, 13,* 637–658.
Kragstrup, T. W., Kjaer, M., & Mackey, A. L. (2011). Structural, biochemical, cellular, and functional changes in skeletal muscle extracellular matrix with aging. *Scandinavian Journal of Medicine and Science in Sports, 21,* 749–757.
Krähenbühl, S., Blades, M., & Eiser, C. (2009). The effect of repeated questioning on children's accuracy and consistency in eyewitness testimony. *Legal and Criminological Psychology, 14,* 263–278.
Kral, T. V. E., & Faith, M. S. (2009). Influences on child eating and weight development from a behavioral genetics perspective. *Journal of Pediatric Psychology, 34,* 596–605.
Kramer, A. F., Fabiani, M., & Colcombe, S. J. (2006). Contributions of cognitive neuroscience to the understanding of behavior and aging. In J. E. Birren & K. W. Schaie (Eds.), *Handbook of the psychology of aging* (6th ed., pp. 57–83). Burlington, MA: Elsevier Academic Press.
Kramer, A. F., Hahn, S., & Gopher, D. (1998). Task coordination and aging: Explorations of executive control processes in the task switching paradigm. *Acta Psychologica, 101,* 339–378.
Kramer, A. F., & Kray, J. (2006). Aging and attention. In E. Bialystok & F. I. M. Fergus (Eds.), *Lifespan cognition: Mechanisms of change* (pp. 57–69). New York: Oxford University Press.
Kramer, A. F., & Madden, D. J. (2008). Attention. In F. I. M. Craik & T. A. Salthouse (Eds.), *Handbook of aging and cognition* (pp. 189–249). New York: Psychology Press.
Kramer, D. A. (2003). The ontogeny of wisdom in its variations. In J. Demick & C. Andreoletti (Eds.), *Handbook of adult development* (pp. 131–151). New York: Springer.
Kramer, S. E., Kapteyn, T. S., Kuik, D. J., & Deeg, D. J. (2002). The association of hearing impairment and chronic diseases with psychosocial health status in older age. *Journal of Aging and Health, 14,* 122–137.
Krampe, R. T., & Charness, N. (2007). Aging and expertise. In K. A. Ericsson, N. Charness, P. J. Feltovich, & R. R. Hoffman (Eds.), *Cambridge handbook of expertise*

and expert performance (pp. 723–742). New York: Cambridge University Press.
Krause, N. (2001). Social support. In R. H. Binstock & L. K. George (Eds.), *Handbook of aging and the social sciences* (5th ed., pp. 272–294). San Diego, CA: Academic Press.
Krause, N. (2004). Neighborhoods, health, and well-being in later life. In H.-W. Wahl, R. J. Scheidt, & P. G. Windley (Eds.), *Aging in context: Socio-physical environments* (pp. 223–249). New York: Springer.
Krause, N. (2005). God-mediated control and psychological well-being in late life. *Research on Aging, 27,* 136–164.
Krause, N. (2012). Religious involvement, humility, and change in self-rated health over time. *Journal of Psychology and Theology, 40,* 199–210.
Krcmar, M., Grela, B., & Linn, K. (2007). Can toddlers learn vocabulary from television? An experimental approach. *Media Psychology, 10,* 41–63.
Krebs, D., & Denton, K. (2005). Toward a more pragmatic approach to morality: A critical evaluation of Kohlberg's model. *Psychological Review, 112,* 629–649.
Krebs, D. L., Vermeulen, S. C., Carpendale, J. I., & Denton, K. (1991). Structural and situational influences on moral judgment: The interaction between stage and dilemma. In W. Kurtines & J. Gewirtz (Eds.), *Handbook of moral behavior and development: Theory, research, and application* (pp. 139–169). Hillsdale, NJ: Erlbaum.
Kreppner, J. M., Kumsta, R., Rutter, M., Beckett, C., Castle, J., Stevens, S., et al. (2010). Developmental course of deprivation specific psychological patterns: Early manifestations, persistence to age 15, and clinical features. *Monographs of the Society for Research in Child Development, 75*(1, Serial No. 295), 79–101.
Kreppner, J. M., Rutter, M., Beckett, C., Castle, J., Colvert, E., Groothues, C., Hawkins, A., & O'Connor, T. G. (2007). Normality and impairment following profound early institutional deprivation: A longitudinal follow-up into early adolescence. *Developmental Psychology, 43,* 931–946.
Krettenauer, T. (2005). The role of epistemic cognition in adolescent identity formation: Further evidence. *Journal of Youth and Adolescence, 34,* 185–198.
Krevans, J., & Gibbs, J. C. (1996). Parents' use of inductive discipline: Relations to children's empathy and prosocial behavior. *Child Development, 67,* 3263–3277.
Krishnamoorthy, J. S., Hart, C., & Jelalian, E. (2006). The epidemic of childhood obesity: Review of research and implications for public policy. *Social Policy Report of the Society for Research in Child Development, 9*(2).
Kroger, J. (2007). *Identity development: Adolescence through adulthood* (2nd ed.). Thousand Oaks, CA: Sage.
Kroger, J., Martinussen, M., & Marcia, J. E. (2010). Identity status change during adolescence and young adulthood: A meta-analysis. *Journal of Adolescence, 33,* 683–698.
Kropf, N. P., & Pugh, K. L. (1995). Beyond life expectancy: Social work with centenarians. *Journal of Gerontological Social Work, 23,* 121–137.
Krumhansl, C. L., & Jusczyk, P. W. (1990). Infants' perception of phrase structure in music. *Psychological Science, 1,* 70–73.
Kubicek, B., Korunka, C., Raymo, J. M., & Hoonakker, P. (2011). Psychological well-being in retirement: The effects of personal and gendered contextual resources. *Journal of Occupational Health Psychology, 16,* 230–246.
Kubik, M. Y., Lytle, L. A., Hannan, P. J., Perry, C. L., & Story, M. (2003). The association of the school food environment with dietary behaviors of young adolescents. *American Journal of Public Health, 93,* 1168–1173.
Kübler-Ross, E. (1969). *On death and dying.* New York: Macmillan.
Kubotera, T. (2004). Japanese religion in changing society: The spirits of the dead. In J. D. Morgan & P. Laungani (Eds.), *Death and bereavement around the world: Vol. 4. Asia, Australia, and New Zealand* (pp. 95–99). Amityville, NY: Baywood Publishing Company.
Kubzansky, L. D., Wright, R. J., Cohen, S., Weiss, S., Rosner, B., & Sparrow, D. (2002). Breathing easy: A prospective study of optimism and pulmonary function in the Normative Aging Study. *Annals of Behavioral Medicine, 24,* 345–353.
Kuchner, J. (1989, April). *Chinese-American and European-American mothers and infants: Cultural influences in the first three months of life.* Paper presented at the biennial meeting of the Society for Research in Child Development, Kansas City, MO.
Kuczynski, L. (1984). Socialization goals and mother–child interaction: Strategies for long-term and short-term compliance. *Developmental Psychology, 20,* 1061–1073.
Kuczynski, L., & Lollis, S. (2002). Four foundations for a dynamic model of parenting. In J. R. M. Gerris (Ed.), *Dynamics of parenting.* Hillsdale, NJ: Erlbaum.
Kudo, N., Nonaka, Y., Noriko, M., Katsumi, M., & Okanoya, K. (2011). On-line statistical segmentation of a non-speech auditory stream in neonates as demonstrated by event-related brain potentials. *Developmental Science, 14,* 1100–1106.
Kuebli, J., Butler, S., & Fivush, R. (1995). Mother–child talk about past emotions: Relations of maternal language and child gender over time. *Cognition and Emotion, 9,* 265–283.
Kugelmass, J., & Ainscow, M. (2004). Leadership for inclusion: A comparison of international practices. *Journal of Research in Special Educational Needs, 4,* 133–141.
Kuhl, P. K., Tsao, F.-M., & Liu, H.-M. (2003). Foreignlanguage experience in infancy: Effects of short-term exposure and social interaction on phonetic learning. *Proceedings of the National Academy of Sciences, 100,* 9096–9101.
Kuhn, D. (2000). Theory of mind, metacognition, and reasoning: A life-span perspective. In P. Mitchell & K. J. Riggs (Eds.), *Children's reasoning and the mind* (pp. 301–326). Hove, UK: Psychology Press.
Kuhn, D. (2002). What is scientific thinking, and how does it develop? In U. Goswami (Ed.), *Blackwell handbook of childhood cognitive development* (pp. 371–393). Malden, MA: Blackwell.
Kuhn, D. (2008). Formal operations from a twenty-first century perspective. *Human Development, 51,* 48–55.
Kuhn, D. (2009). Adolescent thinking. In R. M. Lerner & L. Steinberg (Eds.), *Handbook of adolescent psychology, Vol. 1: Individual bases of adolescent development* (3rd ed., pp. 152–186). Hoboken, NJ: Wiley.
Kuhn, D., Amsel, E., & O'Loughlin, M. (1988). *The development of scientific thinking skills.* Orlando, FL: Academic Press.
Kuhn, D., & Dean, D. (2004). Connecting scientific reasoning and causal inference. *Journal of Cognition and Development, 5,* 261–288.
Kuhn, D., & Franklin, S. (2006). The second decade: What develops (and how)? In D. Kuhn & R. S. Siegler (Eds.), *Handbook of child psychology: Vol. 2. Cognition, perception, and language* (6th ed.). Hoboken, NJ: Wiley.
Kuhn, D., Iordanou, K., Pease, M., & Wirkala, C. (2008). Beyond control of variables: What needs to develop to achieve skilled scientific thinking? *Cognitive Development, 23,* 435–451.
Kuhn, D., & Pearsall, S. (2000). Developmental origins of scientific thinking. *Journal of Cognition and Development, 1,* 113–129.
Kuhn, D., & Pease, M. (2006). Do children and adults learn differently? *Journal of Cognition and Development, 7,* 279–293.
Kuklinski, M. R., & Weinstein, R. S. (2001). Classroom and developmental differences in a path model of teacher expectancy effects. *Child Development, 72,* 1554–1578.
Kulik, K. (2001). Marital relationships in late adulthood: Synchronous versus asynchronous couples. *International Journal of Aging and Human Development, 52,* 323–339.
Kumar, S., & O'Brien, A. (2004). Recent developments in fetal medicine. *British Medical Journal, 328,* 1002–1006.
Kunemund, H., Motel-Klingebiel, A., & Kohli, M. (2005). Do intergenerational transfers from elderly parents increase social inequality among their middle-aged children? Evidence from the German Aging Survey. *Journal of Gerontology, 60B,* S30-S36.
Kunnen, E. S., & Bosma, H. A. (2003). Fischer's skill theory applied to identity development: A response to Kroger. *Identity, 3,* 247–270.
Kunnen, E. S., Sappa, V., van Gert, P. L. C., & Bonica, L. (2008). The shapes of commitment development in emerging adulthood. *Journal of Adult Development, 15,* 113–131.
Kuppens, S., Grietens, H., Onghena, P., & Michiels, D. (2009). Associations between parental control and children's overt and relational aggression. *British Journal of Developmental Psychology, 27,* 607–623.
Kurdek, L. A. (2005). Gender and marital satisfaction early in marriage: A growth curve approach. *Journal of Marriage and Family, 67,* 68–84.
Kurdek, L. A. (2006). Differences between partners from heterosexual, gay, and lesbian cohabiting couples. *Journal of Marriage and Family, 68,* 509–528.
Kurdek, L. A., & Fine, M. A. (1994). Family acceptance and family control as predictors of adjustment in young adolescents: Linear, curvilinear, or interactive effects? *Child Development, 65,* 1137–1146.
Kurganskaya, M. E. (2011). Manual asymmetry in children is related to parameters of early development and familial sinistrality. *Human Physiology, 37,* 654–657.
Kurtz-Costes, B., Rowley, S. J., Harris-Britt, A., & Woods, T. A. (2008). Gender stereotypes about mathematics and science and self-perceptions of ability in late childhood and early adolescence. *Merrill-Palmer Quarterly, 54,* 386–409.
Kwon, Y. H., Fingert, J. H., Kuehn, M. H., & Alward, W. L. (2009). Primary open-angle glaucoma. *New England Journal of Medicine, 360,* 1113–1124.
Kyratzis, A., & Guo, J. (2001). Preschool girls' and boys' verbal conflict strategies in the United States and China. *Research on Language and Social Interaction, 34,* 45–74.

L

Labouvie-Vief, G. (1980). Beyond formal operations: Uses and limits of pure logic in life-span development. *Human Development, 23,* 141–160.
Labouvie-Vief, G. (1985). Logic and self-regulation from youth to maturity: A model. In M. Commons, F. Richards, & C. Armon (Eds.), *Beyond formal operations: Late adolescent and adult cognitive development* (pp. 158–180). New York: Praeger.
Labouvie-Vief, G. (2003). Dynamic integration: Affect, cognition, and the self in adulthood. *Current Directions in Psychological Science, 12,* 201–206.
Labouvie-Vief, G. (2005). Self-with-other representations and the organization of the self. *Journal of Research in Personality, 39,* 185–205.
Labouvie-Vief, G. (2006). Emerging structures of adult thought. In J. J. Arnett & J. L. Tanner (Eds.), *Emerging adults in America: Coming of age in the 21st century* (pp. 59–84). Washington, DC: American Psychological Association.

Labouvie-Vief, G. (2008). When differentiation and negative affect lead to integration and growth. *American Psychologist, 63,* 564–565.

Labouvie-Vief, G., Chiodo, L. M., Goguen, L. A., Diehl, M., & Orwoll, L. (1995). Representations of self across the life span. *Psychology and Aging, 10,* 404–415.

Labouvie-Vief, G., DeVoe, M., & Bulka, D. (1989). Speaking about feelings: Conceptions of emotion across the life span. *Psychology and Aging, 4,* 425–437.

Labouvie-Vief, G., & Diehl, M. (1999). Self and personality development. In J. C. Kavanaugh & S. K. Whitbourne (Eds.*), Gerontology: An interdisciplinary perspective* (pp. 238–268). New York: Oxford University Press.

Labouvie-Vief, G., & Diehl, M. (2000). Cognitive complexity and cognitive-affective integration: Related or separate domains of adult development? *Psychology and Aging, 15,* 490–504.

Labouvie-Vief, G., Diehl, M., Jain, E., & Zhang, F. (2007). Six-year change in affect optimization and affect complexity across the adult life span: A further examination. *Psychology and Aging, 22,* 738–751.

Labouvie-Vief, G., Grühn, S., & Studer, J. (2010). Dynamic integration of emotion and cognition: Equilibrium regulation in development and aging. In W. Overton & R. M. Lerner (Eds.), *Handbook of life-span development: Vol. 2. Social and emotional development* (pp. 79–115). Hoboken, NJ: Wiley.

Lachance, J. A., & Mazzocco, M. M. M. (2006). A longitudinal analysis of sex differences in math and spatial skills in primary school age children. *Learning and Individual Differences, 16,* 195–216.

Lachance-Grzela, M., & Bouchard, G. (2010). Why do women do the lion's share of housework? A decade of research. *Sex Roles, 63,* 767–780.

Lachman, M. E. (2004). Development in midlife. *Annual Review of Psychology, 55,* 305–331.

Lachman, M. E., & Bertrand, R. M. (2002). Personality and self in midlife. In M. E. Lachman (Ed.), *Handbook of midlife development* (pp. 279–309). New York: Wiley.

Lachman, M. E., Neupert, S. D., & Agrigoroaei, S. (2011). The relevance of control beliefs for health and aging. In. K. W. Schaie & S. L. Willis (Eds.), *Handbook of the psychology of aging* (7th ed., pp. 175–190). San Diego, CA: Elsevier.

Lachs, M., Bachman, R., Williams, C. S., Kossack, A., Bove, C., & O'Leary, J. (2006). Violent crime victimization increases the risk of nursing home placement in older adults. *Gerontologist, 46,* 583–589.

Lacourse, E., Nagin, D., Tremblay, R. E., Vitaro, F., & Claes, M. (2003). Developmental trajectories of boys' delinquent group membership and facilitation of violent behaviors during adolescence. *Development and Psychopathology, 15,* 183–197.

Ladd, G. W. (2005). *Children's peer relationships and social competence: A century of progress.* New Haven, CT: Yale University Press.

Ladd, G. W., Birch, S. H., & Buhs, E. S. (1999). Children's social and scholastic lives in kindergarten: Related spheres of influence? *Child Development, 70,* 1373–1400.

Ladd, G. W., Buhs, E. S., & Seid, M. (2000). Children's initial sentiments about kindergarten: Is school liking an antecedent of early classroom participation and achievement? *Merrill-Palmer Quarterly, 46,* 255–279.

Ladd, G. W., & Burgess, K. B. (1999). Charting the relationship trajectories of aggressive, withdrawn, and aggressive/withdrawn children during early grade school. *Child Development, 70,* 910–929.

Ladd, G. W., Herald, S. L., & Kochel, K. P. (2006). School readiness: Are there social prerequisites? *Early Education and Development, 17,* 115–150.

Ladd, G. W., Kochenderfer-Ladd, B., Eggum, N. D., Kochel, K. P., & McConnell, E. M. (2011). Characterizing and comparing the friendships of anxious-solitary and unsociable preadolescents. *Child Development, 82,* 1434–1453.

Ladd, G. W., LeSieur, K., & Profilet, S. M. (1993). Direct parental influences on young children's peer relations. In S. Duck (Ed.), *Learning about relationships* (Vol. 2, pp. 152–183). London: Sage.

Ladd, G. W., & Pettit, G. S. (2002). Parenting and the development of children's peer relationships. In M. Bornstein (Ed.), *Handbook of parenting* (2nd ed.). Mahwah, NJ: Erlbaum.

Ladd, G. W., & Price, J. M. (1987). Predicting children's social and school adjustment following the transition from preschool to kindergarten. *Child Development, 58,* 1168–1189.

LaFraniere, S. (2011, April 6). As China ages, birthrate policy may prove difficult to reverse. *New York Times.* Retrieved from www.nytimes.com/2011/04/07/world/asia/07population.html?pagewanted=all

Lagattuta, K. H., Wellman, H. M., & Flavell, J. H. (1997). Preschoolers' understanding of the link between thinking and feeling: Cognitive cuing and emotional change. *Child Development, 68,* 1081–1104.

Lagnado, L. (2001, November 2). Kids confront Trade Center trauma. *Wall Street Journal,* pp. B1, B6.

Laible, D. (2004). Mother–child discourse in two contexts: Links with child temperament, attachment security, and socioemotional competence. *Developmental Psychology, 40,* 979–992.

Laible, D. (2007). Attachment with parents and peers in late adolescence: Links with emotional competence and social behavior. *Personality and Individual Differences, 43,* 1185–1197.

Laible, D., & Song, J. (2006). Constructing emotional and relational understanding: The role of affect and mother–child discourse. *Merrill-Palmer Quarterly, 52,* 44–69.

Laible, D., & Thompson, R. A. (2002). Mother–child conflict in the toddler years: Lessons in emotion, morality, and relationships. *Child Development, 73,* 1187–1203.

Laird, R. D., Jordan, K. Y., Dodge, K. A., Pettit, G. S., & Bates, J. E. (2001). Peer rejection in childhood, involvement with antisocial peers in early adolescence, and the development of externalizing behavior problems. *Development and Psychopathology, 13,* 337–354.

Laird, R. D., Pettit, G. S., Dodge, K. A., & Bates, J. E. (2005). Peer relationship antecedents of delinquent behavior in late adolescence: Is there evidence of demographic group differences in developmental processes? *Development and Psychopathology, 17,* 127–144.

Lalonde, C. E., & Chandler, M. J. (2002). Children's understanding of interpretation. *New Ideas in Psychology, 20,* 163–198.

Lalonde, C. E., & Chandler, M. J. (2005). Culture, selves, and time: Theories of personal persistence in native and non-native youth. In C. Lightfoot, C. Lalonde, & M. Chandler (Eds.), *Changing conceptions of psychological life* (pp. 207–229). Mahwah, NJ: Erlbaum.

Lamarche, V., Brendgen, M., Boivin, M., Vitaro, F., Perusse, D., & Dionne, G. (2006). Do friendships and sibling relationships provide protection against peer victimization in a similar way? *Social Development, 15,* 373–393.

Lamaze, F. (1958). *Painless childbirth.* London: Burke.

Lamb, M. E., & Ahnert, L. (2006). Nonparental child care: Context, concepts, correlates, and consequences. In K. A. Renninger & I. E. Sigel (Eds.), *Handbook of child psychology: Vol. 4. Child psychology in practice* (6th ed., pp. 700–778). Hoboken, NJ: Wiley.

Lamb, M. E., & Lewis, C. (2004). The development and significance of father–child relationships in two-parent families. In M. E. Lamb (Ed.), *The role of the father in child development* (4th ed., pp. 272–306). Hoboken, NJ: Wiley.

Lamb, M. E., & Oppenheim, D. (1989). Fatherhood and father–child relationships: Five years of research. In S. H. Cath, A. Gurwitt, & L. Gunsberg (Eds.), *Fathers and their families* (pp. 11–26). Hillsdale, NJ: Erlbaum.

Lamb, M. E., Thompson, R. A., Gardner, W., Charnov, E. L., & Connell, J. P. (1985). Infant–mother attachment: The origins and developmental significance of individual differences in the Strange Situation: Its study and biological interpretation. *Behavioral and Brain Sciences, 7,* 127–147.

Lamberg, L. (2007). Menopause not always to blame for sleep problems in midlife women. *Journal of the American Medical Association, 297,* 1865–1866.

Lambert, S. M., Masson, P., & Fisch, H. (2006). The male biological clock. *World Journal of Urology, 24,* 611–617.

Lampl, M. (1993). Evidence of saltatory growth in infancy. *American Journal of Human Biology, 5,* 641–652.

Lampl, M., Veldhuis, J. D., & Johnson, M. L. (1992). Saltation and stasis: A model of human growth. *Science, 258,* 801–803.

Landman, J., Vandewater, E. A., Stewart, A. J., & Malley, J. E. (1995). Missed opportunities: Psychological ramifications of counterfactual thought in midlife women. *Journal of Adult Development, 2,* 87–97.

Lang, F. R., & Baltes, M. M. (1997). Being with people and being alone in later life: Costs and benefits for everyday functioning. *International Journal of Behavioral Development, 21,* 729–749.

Lang, F. R., Featherman, D. L., & Nesselroade, J. R. (1997). Social self-efficacy and short-term variability in social relationships: The MacArthur Successful Aging Studies. *Psychology and Aging, 12,* 657–666.

Lang, F. R., Rohr, M. K., & Williger, B. (2010). Modeling success in life-span psychology: The principles of selection, optimization, and compensation. In L. Fingerman, C. A. Berg, J. Smith, & T. C. Antonucci (Eds.), *Handbook of life-span development* (pp. 57–85). New York: Springer.

Lang, F. R., Staudinger, U. M., & Carstensen, L. L. (1998). Perspectives on socioemotional selectivity in late life: How personality and social context do (and do not) make a difference. *Journal of Gerontology, 53B,* P21–P30.

Lang, I. A., Llewellyn, D. J., Langa, K. M., Wallace, R. B., Huppert, F. A., & Melzer, D. (2008). Neighborhood deprivation, individual socioeconomic status, and cognitive function in older people: Analyses from the English Longitudinal Study of Ageing. *Journal of the American Geriatric Society, 56,* 191–198.

Lang, M. (2010). Can mentoring assist in the school-to-work transition? *Education + Training, 52,* 359–367.

Langer, G. (2004). *ABC New Prime Time Live Poll: The American Sex Survey.* Retrieved from abcnews.go.com/Primetime/News/story?id=174461&page=1

Langer, J., Gillette, P., & Arriaga, R. I. (2003). Toddlers' cognition of adding and subtracting objects in action and in perception. *Cognitive Development, 18,* 233–246.

Langhinrichsen-Rohling, J., Friend, J., & Powell, A. (2009). Adolescent suicide, gender, and culture: A rate and risk factor analysis. *Aggression and Violent Behavior, 14,* 402–414.

Langosch, D. (2012). Grandparents parenting again: Challenges, strengths, and implications for practice. *Psychoanalytic Inquiry, 32,* 163–170.

Langsetmo, L., Hitchcock, C. L., Kingwell, E. J., Davison, K. S., Berger, C., Forsmo, S., et al., (2012). Physical activity, body mass index and bone mineral density-associations in a prospective population-based cohort of women and men: The Canadian Multicentre Osteoporosis Study. *Bone, 50,* 401–408.

Lansford, J. E. (2009). Parental divorce and children's adjustment. *Perspectives on Psychological Science, 4,* 140–152.

Lansford, J. E., Antonucci, T. C., Akiyama, H., & Takahashi, K. (2005). A quantitative and qualitative approach to social relationships and well-being in the United States and Japan. *Journal of Comparative Family Studies, 36,* 1–22.

Lansford, J. E., Criss, M. M., Dodge, K. A., Shaw, D. S., Pettit, G. S., & Bates, J. E. (2009). Trajectories of physical discipline: Early childhood antecedents and developmental outcomes. *Child Development, 80,* 1385–1402.

Lansford, J. E., Criss, M. M., Pettit, G. S., Dodge, K. A., & Bates, J. E. (2003). Friendship quality, peer group affiliation, and peer antisocial behavior as moderators of the link between negative parenting and adolescent externalizing behavior. *Journal of Research on Adolescence, 13,* 161–184.

Lansford, J. E., Deater-Deckard, K., Dodge, K. A., Bates, J. E., & Pettit, G. S. (2004). Ethnic differences in the link between physical discipline and later adolescent externalizing behaviors. *Journal of Child Psychology and Psychiatry, 45,* 801–812.

Lansford, J. E., Malone, P. S., Castellino, D. R., Dodge, K. A., Pettit, G., & Bates, J. E. (2006). Trajectories of internalizing, externalizing, and grades for children who have and have not experienced their parents' divorce or separation. *Journal of Family Psychology, 20,* 292–301.

Lapierr, S., Erlangsen, A., Waern, M., De Leo, D., Oyama, H., Scocco, P., et al. (2011). A systematic review of elderly suicide prevention programs. *Crisis, 32,* 88–98.

Larbi, A., Fülöp, T., & Pawelec, G. (2008). Immune receptor signaling, aging and autoimmunity. In A. B. Sigalov (Ed.), *Multichain immune recognition receptor signaling: From spatiotemporal organization to human disease* (pp. 312–324). New York: Springer.

Largo, R. H., Caflisch, J. A., Hug, F., Muggli, K., Molnar, A. A., & Molinari, L. (2001). Neuromotor development from 5 to 18 years. Part 1: Timed performance. *Developmental Medicine and Child Neurology, 43,* 436-443.

Larkin, S. (2010). *Metacognition in young children.* London: Routledge.

Larsen, J. A., & Nippold, M. A. (2007). Morphological analysis in school-age children: Dynamic assessment of a word learning strategy. *Language, Speech, and Hearing Services in Schools, 38,* 201–212.

Larsen, J. T., To, Y. M., & Fireman, G. (2007). Childen's understanding and experience of mixed emotions. *Psychological Science, 18,* 186–191.

Larsen, P. (2009, January). A review of cardiovascular changes in the older adult. *Gerontology Update, December 2008/January 2009,* 3, 9.

Larson, D. G., & Hoyt, W. T. (2007). What has become of grief counseling? An evaluation of the empirical foundations of the new pessimism. *Professional Psychology: Research and Practice, 38,* 347–355.

Larson, R. W. (2001). How U.S. children and adolescents spend time: What it does (and doesn't) tell us about their development. *Current Directions in Psychological Science, 10,* 160–164.

Larson, R. W., & Ham, M. (1993). Stress and "storm and stress" in early adolescence: The relationship of negative events with dysphoric affect. *Developmental Psychology, 29,* 130–140.

Larson, R. W., & Lampman-Petraitis, C. (1989). Daily emotional states as reported by children and adolescents. *Child Development, 60,* 1250–1260.

Larson, R. W., Mannell, R., & Zuzanek, J. (1986). Daily well-being of older adults with friends and family. *Psychology and Aging, 1,* 117–126.

Larson, R. W., Moneta, G., Richards, M. H., & Wilson, S. (2002). Continuity, stability, and change in daily emotional experience across adolescence. *Child Development, 73,* 1151–1165.

Larson, R. W., & Richards, M. (1998). Waiting for the weekend: Friday and Saturday night as the emotional climax of the week. In A. C. Crouter & R. Larson (Eds.), *Temporal rhythms in adolescence: Clocks, calendars, and the coordination of daily life* (pp. 37–51). San Francisco: Jossey-Bass.

Larson, R. W., Richards, M. H., Moneta, G., Holmbeck, G., & Duckett, E. (1996). Changes in adolescents' daily interactions with their families from ages 10 to 18: Disengagement and transformation. *Developmental Psychology, 32,* 744–754.

Larson, R. W., Richards, M. H., Sims, B., & Dworkin, J. (2001). How urban African-American young adolescents spend their time: Time budgets for locations, activities, and companionship. *American Journal of Community Psychology, 29,* 565–597.

Larsson, M., Öberg, C., & Bäckman, L. (2005). Odor identification in old age: Demographic, sensory and cognitive correlates. *Aging, Neuropsychology, and Cognition, 12,* 231–244.

Larzelere, R. E., Schneider, W. N., Larson, D. B., & Pike, P. L. (1996). The effects of discipline responses in delaying toddler misbehavior recurrences. *Child and Family Behavior Therapy, 18,* 35–57.

Lashley, F. R. (2007). Essentials of clinical genetics in nursing practice. New York: Springer.

Lattanzi-Licht, M., & Doka, K. J. (Eds.). (2003). *Living with grief: Coping with public tragedy*. New York: Brunner-Routledge.

Latz, S., Wolf, A. W., & Lozoff, B. (1999). Sleep practices and problems in young children in Japan and the United States. *Archives of Pediatric and Adolescent Medicine, 153,* 339–346.

Lau, C. Q. (2012). The stability of same-sex cohabitation, different-sex cohabitation, and marriage. *Journal of Marriage and Family, 74,* 973–988.

Laucht, M., Esser, G., & Schmidt, M. H. (1997). Developmental outcome of infants born with biological and psychosocial risks. *Journal of Child Psychology and Psychiatry, 38,* 843–853.

Lauer, P. A., Akiba, M., Wilkerson, S. B., Apthorp, H. S., Snow, D., & Martin-Glenn, M. (2006). Out-of-school time programs: A meta-analysis of effects for at-risk students. *Review of Educational Research, 76,* 275–313.

Laumann, E. O., Gagnon, J. H., Michael, R. T., & Michaels, S. (1994). *The social organization of sexuality.* Chicago: University of Chicago Press.

Laumann, E. O., & Mahay, J. (2002). The social organization of woman's sexuality. In G. M. Wingood & R. J. DiClemente (Eds.), *Handbook of women's sexual and reproductive health* (pp. 43–70). New York: Springer.

Laumann, E. O., Paik, A., & Rosen, R. C. (1999). Sexual dysfunction in the United States: Prevalence and predictors. *Journal of the American Medical Association, 281,* 537–544.

Laureys, S., & Boly, M. (2007). What is it like to be vegetative or minimally conscious? *Current Opinion in Neurology, 20,* 609–613.

Laursen, B., Bukowski, W. M., Aunola, K., & Nurmi, J.-E. (2007). Friendship moderates prospective associations between social isolation and adjustment problems in young children. *Child Development, 78,* 1395–1404.

Laursen, B., & Collins, W. A. (2009). Parent–child relationships during adolescence. In R. M. Lerner (Ed.), *Handbook of adolescent psychology: Vol. 2. Contextual influences on adolescent development* (3rd ed., pp. 3–42). Hoboken, NJ: Wiley.

Laursen, B., Coy, K., & Collins, W. A. (1998). Reconsidering changes in parent–child conflict across adolescence: A meta-analysis. *Child Development, 69,* 817–832.

Lautenschlager, N. T., Cox, K. L., Flicker, L., Foster, J. K., van Bockxmeer, F. M., Xiao, J., Greenop, K. R., & Almeida, O. P. (2008). Effect of physical activity on cognitive function in older adults at risk for Alzheimer disease: A randomized trial. *Journal of the American Medical Association, 300,* 1027–1037.

Lavelli, M., & Fogel, A. (2005). Developmental changes in the relationship between the infant's attention and emotion during early face-to-face communication: The 2-month transition. *Developmental Psychology, 41,* 265–280.

Lavner, J. A., & Bradbury, T. N. (2012). Why do even satisfied newlyweds eventually go on to divorce? *Journal of Family Psychology, 26,* 1–10.

Law, K. L., Stroud, L. R., Niaura, R., LaGasse, L. L., Giu, J., & Lester, B. M. (2003). Smoking during pregnancy and newborn neurobehavior. *Pediatrics, 111,* 1318–1323.

Lawn, J. E., Mwansa-Kambafwile J., Horta, B. L., Barros, F. C., & Cousens, S. (2010). Kangaroo mother care to prevent neonatal deaths due to preterm birth complications. *International Journal of Epidemiology, 39* (Supplement 1), i144—i154.

Lawrence, A. R., & Schigelone, A. R. S. (2002). Reciprocity beyond dyadic relationships: Aging-related communal coping. *Research on Aging, 24,* 684–704.

Lawrence, E., Rothman, A., Cobb, R. J., & Bradbury, T. N. (2010). Marital satisfaction across the transition to parenthood. In M. S. Schulz, M. K. Pruett, P. K. Kerig, & R. D. Parke (Eds.), *Strengthening couple relationships for optimal child development* (pp. 97–114). Washington, DC: American Psychological Association.

Lawrence, K., Kuntsi, J., Coleman, M., Campbell, R., & Skuse, D. (2003). Face and emotion recognition deficits in Turner syndrome: A possible role for X-linked genes in amygdala development. *Neuropsychology, 17,* 39–49.

Lawson, K. R., & Ruff, H. A. (2004). Early attention and negative emotionality predict later cognitive and behavioral function. *International Journal of Behavioral Development, 28,* 157–165.

Lawton, J. S. (2011). Sex and gender differences in coronary artery disease. *Seminars in Thoracic Surgery, 23,* 126–130.

Lawton, M. P. (1998). Environment and aging: Theory revisited. In R. J. Scheidt & P. G. Windley (Eds.), *Environment and aging theory: A focus on housing* (pp. 1–31). Westport, CT: Greenwood.

Lazar, I., & Darlington, R. (1982). Lasting effects of early education: A report from the Consortium for Longitudinal Studies. *Monographs of the Society for Research in Child Development, 47*(2–3, Serial No. 195).

Lazarus, R. S., & Lazarus, B. N. (1994). *Passion and reason.* New York: Oxford University Press.

Lazinski, M. J., Shea, A. K., & Steiner, M. (2008). Effects of maternal prenatal stress on offspring development: A commentary. *Archives of Women's Mental Health, 11,* 363–375.

Le, T. N. (2011). Life satisfaction, openness value, self-transcendence, and wisdom. *Journal of Happiness Studies, 12,* 171–182.

Leaper, C. (1994). Exploring the correlates and consequences of gender segregation: Social relationships in childhood, adolescence, and adulthood. In C. Leaper (Ed.), *New directions for child development* (No. 65, pp. 67–86). San Francisco: Jossey-Bass.

Leaper, C. (2000). Gender, affiliation, assertion, and the interactive context of parent–child play. *Developmental Psychology, 36,* 381–393.

Leaper, C., Anderson, K. J., & Sanders, P. (1998). Moderators of gender effects on parents' talk to their children: A meta-analysis. *Developmental Psychology, 34,* 3–27.

Leaper, C., & Friedman, C. K. (2007). The socialization of gender. In J. E. Grusec & P. D. Hastings (Eds.), *Handbook of socialization: Theory and research* (pp. 561–587). New York: Guilford.

Leaper, C., Tenenbaum, H. R., & Shaffer, T. G. (1999). Communication patterns of African-American girls

and boys from low-income, urban backgrounds. *Child Development, 70,* 1489–1503.
LeBlanc, L. A., Goldsmith, T., & Patel, D. R. (2003). Behavioral aspects of chronic illness in children and adolescents. *Pediatric Clinics of North America, 50,* 859–878.
Lecanuet, J.-P., Granier-Deferre, C., Jacquet, A.-Y., Capponi, I., & Ledru, L. (1993). Prenatal discrimination of a male and female voice uttering the same sentence. *Early Development and Parenting, 2,* 217–228.
Lecuyer, E., & Houck, G. M. (2006). Maternal limit-setting in toddlerhood: Socialization strategies for the development of self-regulation. *Infant Mental Health Journal, 27,* 344–370.
Lee, C.-Y. S., & Doherty, W. J. (2007). Marital satisfaction and father involvement during the transition to parenthood. *Fathering, 5,* 75–96.
Lee, E. E., & Farran, C. J. (2004). Depression among Korean, Korean American, and Caucasian American family caregivers. *Journal of Transcultural Nursing, 15,* 18–25.
Lee, E. O., & Sharpe, T. (2007). Understanding religious/spiritual coping and support resources among African American older adults: A mixed method approach. *Journal of Religion, Spirituality and Aging, 19,* 55–75.
Lee, J. C., Hasnain-Wynia, R., & Lau, D. T. (2011). Delay in seeing a doctor due to cost: Disparity between older adults with and without disabilities in the United States. *Health Services Research, 47,* 698–720.
Lee, J. M., Appulgiese, D., Kaciroti, N., Corwyn, R. F., Bradley, R. H., & Lumeng, J. C. (2007). Weight status in young girls and the onset of puberty. *Pediatrics, 119,* e624–e630.
Lee, K., Cameron, C., Xu, F., Fu, G., & Board, J. (1997). Chinese and Canadian children's evaluations of lying and truth telling: Similarities and differences in the context of pro- and antisocial behaviors. *Child Development, 68,* 924–934.
Lee, K., Xu, F., Fu, G., Cameron, C. A., & Chen, S. (2001). Taiwan and Mainland Chinese and Canadian children's categorization and evaluation of lieand truth-telling: A modesty effect. *British Journal of Developmental Psychology, 19,* 525–542.
Lee, M. M., Carpenter, B., & Meyers, L. S. (2006). Representations of older adults in television advertisements. *Journal of Aging Studies, 21,* 23–30.
Lee, S. J., Ralston, H. J., Partridge, J. C., & Rosen, M. A. (2005). Fetal pain: A systematic multidisciplinary review of the evidence. *Journal of the American Medical Association, 294,* 947–954.
Lee, V. E., & Burkam, D. T. (2002). *Inequality at the starting gate.* Washington, DC: Economic Policy Institute.
Leerkes, E. M. (2010). Predictors of maternal sensitivity to infant distress. *Parenting: Science and Practice, 10,* 219–239.
Leet, T., & Flick, L. (2003). Effect of exercise on birth weight. *Clinical Obstetrics and Gynecology, 46,* 423–431.
Lefkowitz, E. S., Vukman, S. N., & Loken, E. (2012). Young adults in a wireless world. In A. Booth, S. L. Brown, N. S. Landale, W. D. Manning, & S. M. McHale (Eds.), *Early adulthood in a family context* (pp. 45–57). New York: Springer.
Legacy Project. (2012). *Fast facts on grandparenting and intergenerational mentoring.* Retrieved from www.legacyproject.org/specialreports/fastfacts.html
Legge, G. E., Madison, C., Vaughn, B. N., Cheong, A. M. Y., and Miller, J. C. (2008). Retention of high tactile acuity throughout the life span in blindness. *Perception and Psychophysics, 70,* 1471–1488.
Le Grand, R., Mondloch, C. J., Maurer, D., & Brent, H. P. (2003). Expert face processing requires input to the right hemisphere during infancy. *Nature Neuroscience, 6,* 1108–1112.
Lehman, D. R., & Nisbett, R. E. (1990). A longitudinal study of the effects of undergraduate training on reasoning. *Developmental Psychology, 26,* 952–960.
Lehman, M., & Hasselhorn, M. (2007). Variable memory strategy use in children's adaptive intratask learning behavior: Developmental changes and working memory influences in free recall. *Child Development, 78,* 1068–1082.
Lehman, M., & Hasselhorn, M. (2010). The dynamics of free recall and their relation to rehearsal between 8 and 10 years of age. *Child Development, 81,* 1006–1020.
Lehr, V. T., Zeskind, P. S., Ofenstein, J. P., Cepeda, E., Warrier, I., & Aranda, J. V. (2007). Neonatal facial coding system scores and spectral characteristics of infant crying during newborn circumcision. *Clinical Journal of Pain, 23,* 417–424.
Lehrer, E. L., & Chen, Y. (2011). *Women's age at first marriage and marital instability: Evidence from the 2006–2008 National Survey of Family Growth.* Discussion Paper No. 5954. Chicago: University of Illinois at Chicago.
Lehrer, J. A., Pantell, R., Tebb, K., & Shafer, M. A. (2007). Forgone health care among U.S. adolescents: Associations between risk characteristics and confidentiality. *Journal of Adolescent Health, 40,* 218–226.
Leiter, M. P., Gascón, S., & Martínez-Jarreta, B. (2010). Making sense of work life: A structural model of burnout. *Journal of Applied Social Psychology, 40,* 57–75.
Lemaitre, H., Goldman, A. L., Sambataro, F., Verchinski, B. A., Meyer-Lindenberg, A., & Mattay, V. S. (2012). Normal age-related brain morphometric changes: Nonuniformity across cortical thickness, surface area and gray matter volume? *Neurobiology of Aging, 33,* 617.
Leman, P. J. (2005). Authority and moral reasons: Parenting style and children's perceptions of adult rule justifications. *International Journal of Behavioral Development, 29,* 265–270.
Lemche, E., Lennertz, I., Orthmann, C., Ari, A., Grote, K., Hafker, J., & Klann-Delius, G. (2003). Emotion-regulatory process in evoked play narratives: Their relation with mental representations and family interactions. *Praxis der Kinderpsychologie und Kinderpsychiatrie, 52,* 156–171.
Lempert, H. (1990). Acquisition of passives: The role of patient animacy, salience, and lexical accessibility. *Journal of Child Language, 17,* 677–696.
Lengua, L. J., Wolchik, S., Sandler, I. N., & West, S. G. (2000). The additive and interactive effects of parenting and temperament in predicting problems of children of divorce. *Journal of Clinical Psychology, 29,* 232–244.
Lenhart, A., Ling, R., Campbell, S., & Purcell, K. (2010). *Teens and mobile phones.* Washington, DC: Pew Internet & American Life Project.
Lenroot, R. K., & Giedd, J. N. (2006). Brain development in children and adolescents: Insights from anatomical magnetic resonance imaging. *Neuroscience and Biobehavioral Reviews, 30,* 718–729.
Leon, K. (2003). Risk and protective factors in young children's adjustment to parental divorce: A review of the research. *Family Relations, 52,* 258–270.
Leonesio, M. V., Bridges, B., Gesumaria, R., & Del Bene, L. (2012). The increasing labor force participation of older workers and its effect on the income of the aged. *Social Security Bulletin, 72*(1). Retrieved from www.ssa.gov/policy/docs/ssb/v72n1/v72n1p59.html
Lepage, J.-F., & Théoret, H. (2007). The mirror neuron system: Grasping others' actions from birth? *Developmental Science, 10,* 513–523.
Lerman, R. I. (2010). Capabilities and contributions of unwed fathers. *Future of Children, 20,* 63–85.
Lerner, R. M. (2006). Developmental science, developmental systems, and contemporary theories of human development. In R. M. Lerner (Ed.), *Handbook of child psychology: Vol. 1. Theoretical models of human development* (6th ed., pp. 1–17). Hoboken, NJ: Wiley.
Lerner, R. M., Leonard, K., Fay, K., & Issac, S. S. (2011). Continuity and discontinuity in development across the life span: A developmental systems perspective. In K. L. Fingerman, C. A. Berg, J. Smith, & T. C. Antonucci (Eds.), *Handbook of life-span development* (pp. 141–160). New York: Springer.
Lerner, R. M., & Overton, W. F. (2008). Exemplifying the integrations of the relational developmental system. *Journal of Adolescent Research, 23,* 245–255.
Leslie, A. M. (2004). Who's for learning? *Developmental Science, 7,* 417–419.
Lester, B. M. (1985). Introduction: There's more to crying than meets the ear. In B. M. Lester & C. F. Z. Boukydis (Eds.), *Infant crying* (pp. 1–27). New York: Plenum.
Lester, B. M., & Lagasse, L. L. (2010). Children of addicted women. *Journal of Addictive Diseases, 29,* 259–276.
Lester, B. M., & Tronick, E. Z. (2004). *NICU Network Neurobehavioral Scale (NNNS).* Baltimore, MD: Brookes.
Letherby, G. (2002). Childless and bereft? Stereotypes and realities in relation to "voluntary" and "involuntary" childlessness and womanhood. *Sociological Inquiry, 72,* 7–20.
Leuner, B., Glasper, E. R., & Gould, E. (2010). Parenting and plasticity. *Trends in Neurosciencess, 33,* 465–473.
Leung, M. C. M., Zhang, J., & Zhang, J. (2004). An economic analysis of life expectancy by gender with application to the United States. *Journal of Health Economics, 23,* 737–759.
LeVay, S. (1993). *The sexual brain.* Cambridge, MA: MIT Press.
Levendosky, A. A., Bogat, G. A., Huth-Bocks, A. C., Rosenblum, K., & von Eye, A. (2011). The effects of domestic violence on the stability of attachment from infancy to preschool. *Journal of Clinical Child and Adolescent Psychology, 40,* 398–410.
Levenson, R. W., Carstensen, L. L., & Gottman, J. M. (1993). Long-term marriage: Age, gender, and satisfaction. *Psychology and Aging, 8,* 301–313.
Leventhal, T., & Brooks-Gunn, J. (2003). Children and youth in neighborhood contexts. *Current Directions in Psychological Science, 12,* 27–31.
Leventhal, T., Dupere, V., & Brooks-Gunn, J. (2009). Neighborhood influences on adolescent development. In R. M. Lerner & L. Steinberg (Eds.), *Handbook of adolescent psychology: Vol. 2* (3rd ed., pp. 411–443). Hoboken, NJ: Wiley.
Levi, J., Vinter, S., Richardson, L., St. Laurent, R., & Segal, L. M. (2009). *F as in fat: How obesity policies are failing in America.* Washington, DC: Trust for America's Health.
Levine, B., Svoboda, E., Hay, J. F., Winocur, G., & Moscovitch, M. (2002). Aging and autobiographical memory: Dissociating episodic from semantic retrieval. *Psychology and Aging, 17,* 677–689.
Levine, L. J. (1995). Young children's understanding of the causes of anger and sadness. *Child Development, 66,* 697–709.
LeVine, R. A., Dixon, S., LeVine, S., Richman, A., Leiderman, P. H., Keefer, C. H., & Brazelton, T. B. (1994). *Child care and culture: Lessons from Africa.* New York: Cambridge University Press.
Levine, S. C., Huttenlocher, J., Taylor, A., & Langrock, A. (1999). Early sex differences in spatial skill. *Developmental Psychology, 35,* 940–949.
Levinson, D. J. (1978). *The seasons of a man's life.* New York: Knopf.
Levinson, D. J. (1996). *The seasons of a woman's life.* New York: Knopf.
Levitt, M. J., & Cici-Gokaltun, A. (2011). Close relationships across the lifespan. In K. Fingerman, C. A. Berg, J. Smith, & T. C. Antonucci (Eds.),

Handbook of life-span development (pp. 457–486). New York: Springer.
Levitt, T., Fugelsang, J., & Crossley, M. (2006). Processing speed, attentional capacity, and age-related memory change. *Experimental Aging Research, 32,* 263–295.
Levy, B. R., & Leifheit-Limson, E. (2009). The stereotype-matching effect: Greater influence on functioning when age stereotypes correspond to outcomes. *Psychology and Aging, 24,* 230–233.
Levy, B. R., Slade, M. D., & Gill, T. M. (2006). Hearing decline predicted by elders' stereotypes. *Journal of Gerontology, 61B,* P82–P87.
Levy, B. R., Slade, M. D., Kunkel, S. R., & Kasl, S. V. (2002). Longevity increased by positive self-perceptions of aging. *Journal of Personality and Social Psychology, 83,* 261–270.
Levy, G. D., Taylor, M. G., & Gelman, S. A. (1995). Traditional and evaluative aspects of flexibility in gender roles, social conventions, moral rules, and physical laws. *Child Development, 66,* 515–531.
Levy, S. R., & Dweck, C. S. (1999). The impact of children's static vs. dynamic conceptions of people on stereotype formation. *Child Development, 70,* 1163–1180.
Levy-Shiff, R., & Israelashvili, R. (1988). Antecedents of fathering: Some further exploration. *Developmental Psychology, 24,* 434–440.
Lewis, K. G. (2000). *With or without a man: Single women taking control of their lives.* New York: Bull Publishing.
Lewis, M. (1992). *Shame: The exposed self.* New York: Free Press.
Lewis, M. (1995). Embarrassment: The emotion of self-exposure and evaluation. In J. P. Tangney & K. W. Fischer (Eds.), *Self-conscious emotions* (pp. 198–218). New York: Guilford.
Lewis, M. (1998). Emotional competence and development. In D. Pushkar, W. M. Bukowski, A. E. Schwartzman, E. M. Stack, & D. R. White (Eds.), *Improving competence across the lifespan* (pp. 27–36). New York: Plenum.
Lewis, M., & Brooks-Gunn, J. (1979). *Social cognition and the acquisition of self.* New York: Plenum.
Lewis, M., & Ramsay, D. (2004). Development of self-recognition, personal pronoun use, and pretend play during the 2nd year. *Child Development, 75,* 1821–1831.
Lewis, M., Ramsay, D. S., & Kawakami, K. (1993). Differences between Japanese infants and Caucasian American infants in behavioral and cortisol response to inoculation. *Child Development, 64,* 1722–1731.
Lewis, M., Sullivan, M. W., Stanger, C., & Weiss, M. (1989). Self development and self-conscious emotions. *Child Development, 60,* 146–156.
Lewis, M. D. (2000). The promise of dynamic systems approaches for an integrated account of human development. *Child Development, 71,* 36–43.
Lewis, M. D. (2008). Emotional habits in brain and behavior: A window on personality development. In A. Fogel, B. J. King, & S. G. Shanker (Eds.), *Human Development in the twenty-first century* (pp. 72-80). New York: Cambridge University Press.
Lewis, T. L., & Maurer, D. (2005). Multiple sensitive periods in human visual development: Evidence from visually deprived children. *Developmental Psychobiology, 46,* 163–183.
Leyk, D., Rüther, T., Wunderlich, M., Sievert, A., Ebfeld, D., Witzki, A., et al. (2010). Physical performance in middle age and old age. *Deutsches Ärzteblatt International, 107,* 809–816.
Li, D.-K., Willinger, M., Petitti, D. B., Odouli, R., Liu, L., & Hoffman, H. J. (2006). Use of a dummy (pacifier) during sleep and risk of sudden infant death syndrome (SIDS): Population based case-control study. *British Medical Journal, 332,* 18–21.
Li, S.-C., Lindenberger, U., Hommel, B., Aschersleben, G., Prinz, W., & Baltes, P. B. (2004). Transformation in the couplings among intellectual abilities and constituent cognitive processes across the life span. *Psychological Science, 15,* 155–163.
Liang, J., Krause, N. M., & Bennett, J. M. (2001). Social exchange and well-being: Is giving better than receiving? *Psychology and Aging, 16,* 511–523.
Liben, L. S. (2006). Education for spatial thinking. In K. A. Renninger & I. E. Sigel (Eds.), *Handbook of child psychology: Vol. 4. Child psychology in practice* (6th ed., pp. 197–247). Hoboken, NJ: Wiley.
Liben, L. S. (2009). The road to understanding maps. *Current Directions in Psychological Science, 18,* 310–315.
Liben, L. S., & Bigler, R. S. (2002). The developmental course of gender differentiation: Conceptualizing, measuring, and evaluating constructs and pathways. *Monographs of the Society for Research in Child Development, 6*(4, Serial No. 271).
Liben, L. S., Bigler, R. S., & Krogh, H. R. (2001). Pink and blue collar jobs: Children's judgments of job status and job aspirations in relation to sex of worker. *Journal of Experimental Child Psychology, 79,* 346–363.
Liben, L. S., & Downs, R. M. (1993). Understanding person–space–map relations: Cartographic and developmental perspectives. *Developmental Psychology, 29,* 739–752.
Lidstone, J. S. M., Meins, E., & Fernyhough, C. (2010). The roles of private speech and inner speech in planning during middle childhood: Evidence from a dual task paradigm. *Journal of Experimental Child Psychology, 107,* 438–451.
Lidz, J. (2007). The abstract nature of syntactic representations. In E. Hoff & M. Shatz (Eds.), *Blackwell handbook of language development* (pp. 277–303). Malden, MA: Blackwell.
Lidz, J., Gleitman, H., & Gleitman, L. (2004). Kidz in the 'hood: Syntactic bootstrapping and the mental lexicon. In D. G. Hall & S. R. Waxman (Eds.), *Weaving a lexicon* (pp. 603–636). Cambridge, MA: MIT Press.
Lieven, E., Pine, J., & Baldwin, G. (1997). Lexically based learning and early grammatical development. *Journal of Child Language, 24,* 187–220.
Li-Grining, C. P. (2007). Effortful control among low-income preschoolers in three cities: Stability, change, and individual differences. *Developmental Psychology, 43,* 208–221.
Lilgendahl, J. P., & McAdams, D. P. (2011). Constructing stories of self-growth: How individual differences in patterns of autobiographical reasoning relate to well-being in midlife. *Journal of Personality, 79,* 391–428.
Lillard, A. (2003). Pretend play and cognitive development. In U. Goswami (Ed.), *Blackwell handbook of childhood cognitive development* (pp. 189–205). Malden, MA: Blackwell.
Lillard, A. (2007). *Montessori: The science behind the genius.* New York: Oxford University Press.
Lillard, A., & Else-Quest, N. (2006). Evaluating Montessori education. *Science, 313,* 1893–1894.
Lillard, A. S., & Witherington, D. (2004). Mothers' behavior modifications during pretense snacks and their possible signal value for toddlers. *Developmental Psychology, 40,* 95–113.
Lin, F. R., Ferrucci, L., Metter, E. J., An, Y., Zonderman, A. B., & Resnick, S. M. (2011). Hearing loss and cognition in the Baltimore Longitudinal Study of Aging. *Neuropsychology, 25,* 763–770.
Linares, T. J., Singer, L. T., Kirchner, H., Lester, H., Short, E. J., & Min, M. O. (2006). Mental health outcomes of cocaine-exposed children at 6 years of age. *Journal of Pediatric Psychology, 31,* 85–97.
Lindblad, F., & Hjern, A. (2010). ADHD after fetal exposure to maternal smoking. *Nicotine and Tobacco Research, 12,* 408–415.
Lindau, S. T., Schumm, L. P., Laumann, E. O., Levinson, W., O'Muircheartaigh, C. A., & Waite, L. J. (2007). A study of sexuality and health among older adults in the United States. *New England Journal of Medicine, 357,* 762–774.
Lindauer, M. S., Orwoll, L., & Kelley, M. C. (1997). Aging artists on the creativity of their old age. *Creativity Research Journal, 10,* 133–152.
Lindberg, S. M., Hyde, J. S., Linn, M. C., & Petersen, J. L. (2010). New trends in gender and mathematics performance: A meta-analysis. *Psychological Bulletin, 136,* 1123–1135.
Lindsay-Hartz, J., de Rivera, J., & Mascolo, M. F. (1995). Differentiating guilt and shame and their effects on motivation. In J. P. Tangney & K. W. Fischer (Eds.), *Self-conscious emotions* (pp. 274–300). New York: Guilford.
Lindsey, E. W., & Colwell, M. J. (2003). Preschoolers' emotional competence: Links to pretend and physical play. *Child Study Journal, 33,* 39–52.
Lindsey, E. W., Colwell, M. J., Frabutt, J. M., Chambers, J. C., & MacKinnon-Lewis, C. (2008). Mother–child dyadic synchrony in European-American families during early adolescence: Relations with self-esteem and prosocial behavior. *Merrill-Palmer Quarterly, 54,* 289–315.
Lindsey, E. W., & Mize, J. (2000). Parent–child physical and pretense play: Links to children's social competence. *Merrill-Palmer Quarterly, 46,* 565–591.
Linebarger, D. L., Kosanic, A. Z., Greenwood, C. R., & Doku, N. S. (2004). Effects of viewing the television program *Between the Lions* on the emergent literacy skills of young children. *Journal of Educational Psychology, 96,* 297–308.
Linebarger, D. L., & Piotrowski, J. T. (2010). Structure and strategies in children's educational television: The roles of program type and learning strategies in children's learning. *Child Development, 81,* 1582–1597.
Linebarger, J. S., Sahler, O. J., & Egan, K. A. Coping with death. *Pediatrics in Review, 30,* 350–355.
Linley, P. A. (2003). Positive adaptation to trauma: Wisdom as both process and outcome. *Journal of Traumatic Stress, 16,* 601–610.
Linn, M. C., & Petersen, A. C. (1985). Emergence and characterization of sex differences in spatial ability: A meta-analysis. *Child Development, 56,* 1479–1498.
Linn, R. L., & Welner, K. G. (2007). *Race-conscious policies for assigning students to schools: Social science research and the Supreme Court cases.* Washington, DC: National Academy Press.
Linver, M. R., Martin, A., & Brooks-Gunn, J. (2004). Measuring infants' home environment: The ITHOME for infants between birth and 12 months in four national data sets. *Parenting: Science and Practice, 4,* 115–137.
Lippe, T. van der (2010). Women's employment and housework. In J. Treas & S. Drobnic (Eds.), *Dividing the Domestic: Men, women, and household work in cross-national perspective* (pp. 41–58). Stanford, CA: Stanford University Press.
Lips, H. M. (2013). The gender pay gap: Challenging the rationalizations. Perceived equity, discrimination, and the limits of human capital models. *Sex Roles, 68,* 169–185.
Lipsitt, L. P. (2003). Crib death: A biobehavioral phenomenon? *Psychological Science, 12,* 164–170.
Lipton, J., & Spelke, E. (2004). Discrimination of large and small numerosities by human infants. *Infancy, 5,* 271–290.
Liszkowski, U., Carpenter, M., & Tomasello, M. (2007). Pointing out new news, old news, and absent referents at 12 months of age. *Developmental Science, 10,* F1–F7.
Little, T. D., Jones, S. M., Henrich, C. C., & Hawley, P. H. (2003). Disentangling the "whys" from the "whats" of aggressive behavior. *International Journal of Behavioral Development, 27,* 122–133.
Liu, C-C., Kanekiyo, T., Xu, H., & Bu, G. (2013). Apolipoprotein E and Alzheimer disease: Risk,

mechanisms and therapy. *Nature Reviews Neurology, 9,* 106–118.
Liu, J., Raine, A., Venables, P. H., Dalais, C., & Mednick, S. A. (2003). Malnutrition at age 3 years and lower cognitive ability at age 11 years. *Archives of Paediatric and Adolescent Medicine, 157,* 593–600.
Liu, J., Raine, A., Venables, P. H., & Mednick, S. A. (2004). Malnutrition at age 3 years and externalizing behavior problems at age 8, 11, and 17 years. *American Journal of Psychiatry, 161,* 2006–2013.
Liu, K., Daviglus, M. L., Loria, C. M., Colangelo, L. A., Spring, B., Moller, A. C., et al. (2012). Healthy lifestyle through young adulthood and the presence of low cardiovascular disease risk profile in middle age: The Coronary Artery Risk Development in (Young) Adults (CARDIA) study. *Circulation, 125,* 996–1004.
Liu, L., Drouet, V., Wu, J. W., Witter, M. P., Small, S. A., Clelland C., et al. (2012). Trans-synaptic spread of tau pathology in vivo. *PLoS One, 7,* e31302.
Liu, L. L., Uttal, D. H., Marulis, L. M., & Newcombe, N. S. (2008). Training spatial skills: What works for whom, why and for how long? Poster presented at the annual meeting of the Association for Psychological Science, Chicago.
Livingston, G., & Cohn, D. (2010). *Childlessness up among all women; down among women with advanced degrees.* Washington, DC: Pew Research Center. Retrieved from pewresearch.org/pubs/1642/more-women-without-children
Lleras, C., & Rangel, C. (2009). Ability grouping practices in elementary school and African American/Hispanic achievement. *American Journal of Education, 115,* 279–304.
Lloyd, L. (1999). Multi-age classes and high ability students. *Review of Educational Research, 69,* 187–212.
Lloyd, M. E., Doydum, A. O., & Newcombe, N. S. (2009). Memory binding in early childhood: Evidence for a retrieval deficit. *Child Development, 80,* 1321–1328.
Lochman, J. E., & Dodge K. A. (1998). Distorted perceptions in dyadic interactions of aggressive and nonaggressive boys: Effects of prior expectations, context, and boys' age. *Development and Psychopathology, 10,* 495–512.
Lock, J., & Kirz, N. (2008). Eating disorders: Anorexia nervosa. In W. E. Graighead, D. J. Miklowitz, & L. W. Craighead (Eds.), *Psychopathology: History, diagnosis, and empirical foundations* (pp. 467–494). Hoboken, NJ: Wiley.
Loeb, S., Fuller, B., Kagan, S. L., & Carrol, B. (2004). Child care in poor communities: Early learning effects of type, quality, and stability. *Child Development, 75,* 47–65.
Loehlin, J. C., Horn, J. M., & Willerman, L. (1997). Heredity, environment, and IQ in the Texas Adoption Project. In R. J. Sternberg & E. L. Grigorenko (Eds.), *Intelligence, heredity, and environment* (pp. 105–125). New York: Cambridge University Press.
Loehlin, J. C., Jonsson, E. G., Gustavsson, J. P., Stallings, M. C., Gillespie, N. A., Wright, M. J., & Martin, N. G. (2005). Psychological masculinity–femininity via the gender diagnosticity approach: Heritability and consistency across ages and populations. *Journal of Personality, 73,* 1295–1319.
Loehlin, J. C., & Martin, N. G. (2001). Age changes in personality traits and their heritabilities during the adult years: Evidence from Australian twin registry samples. *Personality and Individual Differences, 30,* 1147–1160.
Loganovskaja, T. K., & Loganovsky, K. N. (1999). EEG, cognitive and psychopathological abnormalities in children irradiated in utero. *International Journal of Psychophysiology, 34,* 211–224.
Loganovsky, K. N., Loganovskaja, T. K., Nechayev, S. Y., Antipchuk, Y. Y., & Bomko, M. A. (2008). Disrupted devlopment of the dominant hemisphere following prenatal irradiation. *Journal of Neuropsychiatry and Clinical Neurosciences, 20,* 274–291.
Lohman, D. F. (2000). Measures of intelligence: Cognitive theories. In A. E. Kazdin (Ed.), *Encyclopedia of psychology: Vol. 5* (pp. 147–150). Washington, DC: American Psychological Association.
Lohrmann, S., & Bambara, L. M. (2006). Elementary education teachers' beliefs about essential supports needed to successfully include students with developmental disabilities who engage in challenging behaviors. *Research and Practice for Persons with Severe Disabilities, 31,* 157–173.
Loman, M. M., & Gunnar, M. R. (2010). Early experience and the development of stress reactivity and regulation in children. *Neuroscience and Biobehavioral Reviews, 34,* 867–876.
Long, D. D. (1985). A cross-cultural examination of fears of death among Saudi Arabians. *Omega, 16,* 43–50.
Loock, C., Conry, J., Cook, J. L., Chudley, A. E., & Rosales, T. (2005). Identifying fetal alcohol spectrum disorder in primary care. *Canadian Medical Association Journal, 172,* 628–630.
Looker, D., & Thiessen, V. (2003). *The digital divide in Canadian schools: Factors affecting student access to and use of information technology.* Ottawa: Canadian Education Statistics Council.
Loomans, E. M. Van der Stelt, O., van Eijsden, M., Gemke, R. J., Vrijkotte, T., & den Bergh, B. R. (2011). Antenatal maternal anxiety is associated with problem behaviour at age five. *Early Human Development, 87,* 565–570.
Lopez, C. M., Driscoll, K. A., & Kistner, J. A. (2009). Sex differences and response styles: Subtypes of rumination and associations with depressive symptoms. *Journal of Clinical Child and Adolescent Psychology, 38,* 27–35.
Lorenz, K. (1952). *King Solomon's ring.* New York: Crowell.
Lou, E., Lalonde, R. N., & Giguère, B. (2012). Making the decision to move out: Bicultural young adults and the negotiation of cultural demands and family relationships. *Journal of Cross-Cultural Psychology, 43,* 663–670.
Louie, V. (2001). Parents' aspirations and investment: The role of social class in the educational experiences of 1.5- and second generation Chinese Americans. *Harvard Educational Review, 71,* 438–474.
Louis, J., Cannard, C., Bastuji, H., & Challemel, M. J. (1997). Sleep ontogenesis revisited: A longitudinal 24-hour home polygraphic study on 15 normal infants during the first two years of life. *Sleep, 20,* 323–333.
Lourenco, O. (2003). Making sense of Turiel's dispute with Kohlberg: The case of the child's moral competence. *New Ideas in Psychology, 21,* 43–68.
Lövdén, M., Bergman, L., Adolfsson, R., Lindenberger, U., & Nilsson, L.-G. (2005). Studying individual aging in an interindividual context: Typical paths of age-related, dementia-related, and mortality-related cognitive development in old age. *Psychology and Aging, 20,* 303–316.
Lövdén, M., Schmiedek, F., Kennedy, K. M., Rodrigue, K. M., Lindenberger, U., & Raz, N. (2012). Does variability in cognitive performance correlated with frontal brain volume? *NeuroImage, 64,* 209–215.
Love, J. M., Chazan-Cohen, R., & Raikes, H. (2007). Forty years of research knowledge and use: From Head Start to Early Head Start and beyond. In. J. L. Aber, S. J. Bishop-Josef, S. M. Jones, K. T. McLearn, & D. Phillips (Eds.), *Child development and social policy: Knowledge for action* (pp. 79–95). Washington, DC: American Psychological Association.
Love, J. M., Harrison, L., Sagi-Schwartz, A., van IJzendoorn, M. H., Ross, C., & Ungerer, J. A. (2003). Child care quality matters: How conclusions may vary with context. *Child Development, 74,* 1021–1033.
Love, J. M., Kisker, E. E., Ross, C., Raikes, H., Constantine, J., Boller, K., & Brooks-Gunn, J. (2005). The effectiveness of Early Head Start for 3-year-old children and their parents: Lessons for policy and programs. *Developmental Psychology, 41,* 885–901.
Love, J. M., Tarullo, L. B., Raikes, H., & Chazan-Cohen, R. (2006). Head Start: What do we know about its effectiveness? What do we need to know? In K. McCartney & D. Phillips (Eds.), *Blackwell handbook of early childhood development* (pp. 550–575). Malden, MA: Blackwell.
Low, S. M., & Stocker, C. (2012). Family functioning and children's adjustment: Associations among parents' depressed mood, marital hostility, parent–child hostility, and children's adjustment. *Journal of Family Psychology, 19,* 394–403.
Lowenstein, A., Katz, R., & Gur-Yaish, N. (2007). Reciprocity in parent–child exchange and life satisfaction among the elderly: A cross-national perspective. *Journal of Social Issues, 63,* 865–883.
Lown, A. E., Nayak, M. B., Korcha, R. A., & Greenfield, T. K. (2011). Child physical and sexual abuse: A comprehensive look at alcohol consumption patterns, consequences, and dependence from the National Alcohol Survey. *Alcoholism: Clinical and Experimental Research, 35,* 317–325.
Lubart, T. I. (2003). In search of creative intelligence. In R. J. Sternberg, J. Lautrey, & T. I. Lubart (Eds.), *Models of intelligence: International perspectives* (pp. 279–292). Washington, DC: American Psychological Association.
Lubart, T. I., Georgsdottir, A., & Besançon, M. (2009). The nature of creative giftedness and talent. In T. Balchin, B. Hymer, & D. J. Matthews (Eds.), *The Routledge international companion to gifted education* (pp. 42–49). New York: Routledge.
Lubart, T. I., & Sternberg, R. J. (1998). Life span creativity: An investment theory approach. In C. E. Adams-Price (Ed.), *Creativity and successful aging.* New York: Springer.
Luby, J., Belden, A., Sullivan, J., Hayen, R., McCadney, A., & Spitznagel, E. (2009). Shame and guilt in preschool depression: Evidence for elevations in self-conscious emotions in depression as early as age 3. *Journal of Child Psychology and Psychiatry, 50,* 1156–1166.
Lucas, R. E., Clark, A. E., Georgellis, Y., & Diener, E. (2003). Reexamining adaptation and the set point model of happiness: Reactions to changes in marital status. *Journal of Personality and Social Psychology, 84,* 803–805.
Lucas, S. R., & Behrends, M. (2002). Sociodemographic diversity, correlated achievement, and de facto tracking. *Sociology of Education, 75,* 328–348.
Lucas-Thompson, R., & Clarke-Stewart, K. A. (2007). Forecasting friendship: How marital quality, maternal mood, and attachment security are linked to children's peer relationships. *Journal of Applied Developmental Psychology, 28,* 499–514.
Luciana, M. (2003). The neural and functional development of the human prefrontal cortex. In M. de Haan & M. H. Johnson (Eds.), *The cognitive neuroscience of development* (pp. 157–180). New York: Psychology Press.
Luciana, M. (2007). Special issue: Developmental cognitive neuroscience. *Developmental Review, 27,* 277–282.
Ludemann, P. M. (1991). Generalized discrimination of positive facial expressions by seven-and ten-month-old infants. *Child Development, 62,* 55–67.
Luecken, L. J. (2008). Long-term consequences of parental death in childhood: Psychological and physiological manifestations. In M. S. Stroebe, R. O. Hansson, H. Schut, & W. Stroebe (Eds.), *Handbook of bereavement research and practice* (pp. 397–416).

Washington, DC: American Psychological Association.
Lugton, J. (2002). *Communicating with dying people.* Oxon, UK: Radcliffe Medical Press.
Lukas, C., & Seiden, H. M. (2007). *Silent grief: Living in the wake of suicide* (rev. ed.). London, U.K.: Jessica Kingsley.
Luke, A., Cooper, R. S., Prewitt, T. E., Adeyemo, A. A., & Forrester, T. E. (2001). Nutritional consequences of the African diaspora. *Annual Review of Nutrition, 21,* 47–71.
Lukowski, A. F., Koss, M., Burden, M. J., Jonides, J., Nelson, C. A., Kaciroti, N., et al. (2010). Iron deficiency in infancy and neurocognitive functioning at 19 years: Evidence of long-term deficits in executive function and recognition memory. *Nutritional Neuroscience, 13,* 54–70.
Luna, B., Garver, K. E., Urban, T. A., Lazar, N. A., & Sweeney, J. A. (2004). Maturation of cognitive processes from late childhood to adulthood. *Child Development, 75,* 1357–1372.
Luna, B., Thulborn, K. R., Monoz, D. P., Merriam, E. P., Garver, K. E., Minshew, N. J., Keshavan, M. S., Genovese, C. R., Eddy, W. F., & Sweeney, J. A. (2001). Maturation of widely distributed brain function subserves cognitive development. *Neuroimage, 13,* 786–793.
Lund, D., Caserta, M., Utz, R., & de Vries, B. (2010). Experiences and early coping of bereaved spouses/partners in an intervention based on the dual process model (DPM). *Omega, 61,* 291–313.
Lund, D. A. (1996). Bereavement and loss. In J. E. Birren (Ed.), *Encyclopedia of gerontology* (pp. 173–183). San Diego: Academic Press.
Lund, D. A. (1998). Statements and perspectives from leaders in the field of aging in Utah. In *Utah sourcebook on aging.* Salt Lake City: Empire Publishing.
Lund, D. A. (2005). *My journey* [Sue's letter]. Unpublished document. Salt Lake City, UT: University of Utah.
Lund, D. A., & Caserta, M. S. (2001). When the unexpected happens: Husbands coping with the deaths of their wives. In D. Lund (Ed.), *Men coping with grief* (pp. 147–166). Amityville, NY: Baywood.
Lund, D. A., & Caserta, M. S. (2004a). Facing life alone: Loss of a significant other in later life. In D. Doda (Ed), *Living with grief: Loss in later life* (pp. 207–223). Washington, DC: Hospice Foundation of America.
Lund, D. A., & Caserta, M. S. (2004b). Older men coping with widowhood. *Geriatrics and Aging, 7*(6), 29–33.
Lund, D. A., Caserta, M. S., de Vries, B., & Wright, S. (2004). Restoration after bereavement. *Generations Review, 14,* 9–15.
Lund, D. A., Caserta, M. S., & Dimond, M. F. (1993). The course of spousal bereavement in later life. In M. S. Stroebe, W. Stroebe, & R. O. Hansson (Eds.), *Handbook of bereavement* (pp. 240–245). New York: Cambridge University Press.
Lund, D. A., Hill, R. D., Caserta, M. S., & Wright, S. D. (1995). Video Respite™: An innovative resource for family, professional cargivers, and persons with dementia. *Gerontologist, 35,* 683–687.
Lund, D. A., Utz, R., Caserta, M., & de Vries, B. (2008–2009). Humor, laughter, and happiness in the daily lives of recently bereaved spouses. *Omega, 58,* 87–105.
Lund, D. A., Utz, R., Caserta, M. S., & Wright, S. D. (2009). Examining what caregivers do during respite time to make respite more effective. *Journal of Applied Gerontology, 28,* 109–131.
Lund, D. A., Wright, S. D., Caserta, M. S., Utz, R. L., Lindfelt, C., Bright, O., et al. (2010). *Respite services: Enhancing the quality of daily life for caregivers and care receivers.* San Bernardino, CA: California State University at San Bernardino.
Lund, N., Pedersen, L. H., & Henriksen, T. B. (2009). Selective serotonin reuptake inhibitor exposure in utero and pregnancy outcomes. *Archives of Pediatrics and Adolescent Medicine, 163,* 949–954.
Lundy, B. L. (2002). Paternal socio-psychological factors and infant attachment: The mediating role of synchrony in father–infant interactions. *Infant Behavior and Development, 25,* 221–236.
Lundy, B. L. (2003). Father– and mother–infant faceto-face interactions: Differences in mind-related comments and infant attachment? *Infant Behavior and Development, 26,* 200–212.
Luo, L., & Craik, F. I. M. (2008). Aging and memory: A cognitive approach. *Canadian Journal of Psychiatry, 53,* 346–353.
Luo, L. Z., Li, H., & Lee, K. (2011). Are children's faces really more appealing than those of adults? Testing the baby schema hypothesis beyond infancy. *Journal of Experimental Child Psychology, 110,* 115–124.
Luo, Y., & Baillargeon, R. (2005). When the ordinary seems unexpected: Evidence for incremental physical knowledge in young infants. *Cognition, 95,* 297–328.
Luong, G., Charles, S. T., & Fingerman, K. L. (2011). Better with age: Social relationships across adulthood. *Journal of Social and Personal Relationships, 28,* 9–23.
Luster, T., & Haddow, J. L. (2005). Adolescent mothers and their children: An ecological perspective. In T. Luster & J. L. Haddow (Eds.), *Parenting: An ecological perspective* (2nd ed., pp. 73–101). Mahwah, NJ: Erlbaum.
Luthar, S. S., & Becker, B. E. (2002). Privileged but pressured: A study of affluent youth. *Child Development, 73,* 1593–1610.
Luthar, S. S., & Goldstein, A. S. (2008). Substance use and related behaviors among suburban late adolescents: The importance of perceived parent containment. *Development and Psychopathology, 20,* 591–614.
Luthar, S. S., & Latendresse, S. J. (2005a). Children of the affluent: Challenges to well-being. *Current Directions in Psychological Science, 14,* 49–53.
Luthar, S. S., & Latendresse, S. J. (2005b). Comparable "risks" at the socioeconomic status extremes: Preadolescents' perceptions of parenting. *Development and Psychopathology, 17,* 207–230.
Luthar, S. S., & Sexton, C. (2004). The high price of affluence. In R. V. Kail (Ed.), *Advances in child development* (Vol. 32, pp. 126–162). San Diego, CA: Academic Press.
Luxembourg Income Study. (2011). *LIS key figures.* Retrieved from www.lisdatacenter.org/data-access/key-figures/download-key-figures
Luyckx, K., Goossens, L., & Soenens, B. (2006). A developmental contextual perspective on identity construction in emerging adulthood: Change dynamics in commitment formation and commitment evaluation. *Developmental Psychology, 42,* 366–380.
Luyckx, K., Goossens, L., Soenens, B., & Beyers, W. (2006). Unpacking commitment and exploration: Preliminary validation of an integrative model of late adolescent identity formation. *Journal of Adolescence, 29,* 361–378.
Luyckz, K., Soenens, B., Vansteenkiste, M., Goossens, L., & Berzonsky, M. D. (2007). Parental psychological control and dimensions of identity formation in emerging adulthood. *Journal of Family Psychology, 21,* 546–550.
Lynch, S. K., Turkheimer, E., D'Onofrio, B. M., Mendle, J., Emery, R. E., Slutske, W. S., & Martin, N. G. (2006). A genetically informed study of the association between harsh punishment and offspring behavioral problems. *Journal of Family Psychology, 20,* 190–198.
Lyness, K. S., & Heilman, M. E. (2006). When fit is fundamental: Performance evaluations and promotions of upper-level female and male managers. *Journal of Applied Psychology, 90,* 777–785.
Lyon, T. D., & Flavell, J. H. (1994). Young children's understanding of "remember" and "forget." *Child Development, 65,* 1357–1371.
Lyons-Ruth, K., Bronfman, E., & Parsons, E. (1999). Maternal frightened, frightening, or atypical behavior and disorganized infant attachment patterns. *Monographs of the Society for Research in Child Development, 64*(3, Serial No. 258), 67–96.
Lyons-Ruth, K., Easterbrooks, M. A., & Cibelli, C. (1997). Infant attachment strategies, infant mental lag, and maternal depressive symptoms: Predictors of internalizing and externalizing problems at age 7. *Developmental Psychology, 33,* 681–692.
Lytton, H., & Gallagher, L. (2002). Parenting twins and the genetics of parenting. In M. H. Bornstein (Ed.), *Handbook of parenting* (Vol. 1, pp. 227–253). Mahwah, NJ: Erlbaum.

M

Ma, F., Xu, F., Heyman, G. D., & Lee, K. (2011). Chinese children's evaluations of white lies: Weighing the consequences for recipients. *Journal of Experimental Child Psychology, 108,* 308–321.
Ma, L., & Lillard, A. S. (2006). Where is the real cheese? Young children's ability to discriminate between real and pretend acts. *Child Development, 77,* 1762–1777.
Maas, F. K. (2008). Children's understanding of promising, lying, and false belief. *Journal of General Psychology, 13,* 301–321.
Maas, F. K., & Abbeduto, L. J. (2001). Children's judgments about intentionally and unintentionally broken promises. *Journal of Child Language, 28,* 517–529.
Macaluso, A., & De Vito, G. (2004). Muscle strength, power and adaptations to resistance training in older people. *European Journal of Applied Physiology, 91,* 450–472.
Maccoby, E. E. (1984). Socialization and developmental change. *Child Development, 55,* 317–328.
Maccoby, E. E. (1998). *The two sexes: Growing up apart, coming together.* Cambridge, MA: Belknap.
Maccoby, E. E. (2002). Gender and group process: A developmental perspective. *Current Directions in Psychological Science, 11,* 54–58.
MacDonald, S. W. S., Hultsch, D. F., & Dixon, R. A. (2011). Aging and the shape of cognitive change before death: Terminal decline or terminal drop? *Journal of Gerontology, 66,* 292–301.
MacDonald, S. W. S., Li, S-C., & Bäckman, L. (2009). Neural underpinnings of within-person variability in cognitive functioning. *Psychology and Aging, 24,* 792–808.
MacDonald, W. L., & DeMaris, A. (1996). The effects of stepparent's gender and new biological children. *Journal of Family Issues, 17,* 5–25.
Macek, P., Bejček, J., & Vaníčková, J. (2007). Contemporary Czech emerging adults: Generation growing up in the period of social changes. *Journal of Adolescent Research, 22,* 444–475.
Machin, G. A. (2005). Multiple birth. In H. W. Taeusch, R. A. Ballard, & C. A. Gleason (Eds.), *Avery's diseases of the newborn* (8th ed., pp. 57–62). Philadelphia: Saunders.
Mackey, K., Arnold, M. L., & Pratt, M. W. (2001). Adolescents' stories of decision making in more and less authoritative families: Representing the voices of parents in narrative. *Journal of Adolescent Research, 16,* 243–268.
Mackie, S., Show, P., Lenroot, R., Pierson, R., Greenstein, D. K., & Nugent, T. F., III. (2007). Cerebellar development and clinical outcome in attention deficit hyperactivity disorder. *American Journal of Psychiatry, 164,* 647–655.
Mackinnon, S. P., Nosko, A., Pratt, M. W., & Norris, J. E. (2011). Intimacy in young adults' narratives of romance and friendship predicts Eriksonian

generativity: A mixed mother analysis. *Journal of Personality, 79,* 587–617.
MacLean, P. S., Bergouignan, A., Cornier, M-A., & Jackman, M. R. (2011). Biology's response to dieting: The impetus for weight gain. *American Journal of Physiology—Regular, Integrated, and Comparative Physiology, 301,* R581–R600.
Macpherson, A., & Spinks, A. (2007). Bicycle helmet legislation for the uptake of helmet use and prevention of head injuries. *Cochrane Database of Systematic Reviews,* Issue 3. Chichester, UK: Wiley.
MacWhinney, B. (2005). Language development. In M. H. Bornstein & M. E. Lamb (Eds.), *Developmental science: An advanced textbook* (5th ed., pp. 359–387). Mahwah, NJ: Erlbaum.
Maddi, S. R. (2005). On hardiness and other pathways to resilience. *American Psychologist, 60,* 261–262.
Maddi, S. R. (2006). Hardiness: The courage to be resilient. In J. C. Thomas, D. L. Segal, & M. Hersen (Eds.), *Comprehensive handbook of personality and psychopathology: Vol. 1. Personality and everyday functioning* (pp. 306–321). Hoboken, NJ: Wiley.
Maddi, S. R. (2007). The story of hardiness: Twenty years of theorizing, research, and practice. In A. Monat, R. S. Lazarus, & G. Reevy (Eds.), *Praeger handbook on stress and coping* (Vol. 2, pp. 327–340). Wastport, CT: Praeger.
Maddi, S. R. (2011). Personality hardiness as a pathway to resilience under educational stresses. In G. M. Reevy & E. Frydenberg (Eds.), *Personality, stress, and coping: Implications for education* (pp. 293–313). Charlotte, NC: Information Age Publishing.
Maddox, G. L. (1963). Activity and morale: A longitudinal study of selected elderly subjects. *Social Forces, 42,* 195–204.
Madey, S. F., & Rodgers, L. (2009). The effect of attachment and Sternberg's triangular theory of love on relationship satisfaction. *Individual Differences Research, 7,* 76–84.
Madigan, S., Bakermans-Kranenburg, M. J., van IJzendoorn, M. H., Moran, G., Pederson, D. R., & Benoit, D. (2006). Unresolved states of mind, anomalous parental behavior, and disorganized attachment: A review and meta-analysis of a transmission gap. *Attachment and Human Development, 8,* 89–111.
Madigan, S., Moran, G., & Pederson, D. R. (2006). Unresolved states of mind, disorganized attachment relationships, and disrupted interactions of adolescent mothers and their infants. *Developmental Psychology, 42,* 293–304.
Madnawat, A. V. S., & Kachhawa, P. S. (2007). Age, gender, and living circumstances: Discriminating older adults on death anxiety. *Death Studies, 31,* 763–769.
Madon, S., Jussim, L., & Eccles, J. (1997). In search of the powerful self-fulfilling prophecy. *Journal of Personality and Social Psychology, 72,* 791–809.
Madsen, S. A., & Juhl, T. (2007). Paternal depression in the postnatal period assessed with traditional and male depression scales. *Journal of Men's Health and Gender, 4,* 26–31.
Maglio, C. J., & Robinson, S. E. (1994). The effects of death education on death anxiety: A meta-analysis. *Omega, 29,* 319–335.
Magnuson, K., & Shager H. (2010). Early education: Progress and promise for children from low-income families. *Children and Youth Services Review, 32,* 1186–1198.
Magolda, M. B., Abes, E., & Torres, V. (2009). Epistemological, intrapersonal, and interpersonal development in the college years and young adulthood. In M. C. Smith & N. DeFrates-Densch (Eds.), *Handbook of research on adult learning and development* (pp. 183–219). New York: Routledge.
Mahady, G. B., Locklear, T. D., Doyle, B. J., Huang, Y., Perez, A. L., & Caceres, A. (2008). Menopause, a universal female experience: Lessons from Mexico and Central America. *Current Women's Health Reviews, 4,* 3–8.
Mahanran, L. G., Bauman, P. A., Kalman, D., Skolnik, H., & Pele, S. M. (1999). Master athletes: Factors affecting performance. *Sports Medicine, 28,* 273–285.
Mahay, J., & Lewin, A. C. (2007). Age and the desire to marry. *Journal of Family Issues, 28,* 706–723.
Mahon, M. M., Goldberg, E. Z., & Washington, S. K. (1999). Concept of death in a sample of Israeli kibbutz children. *Death Studies, 23,* 43–59.
Main, M., & Goldwyn, R. (1998). *Adult attachment classification system.* London: University College.
Main, M., & Solomon, J. (1990). Procedures for identifying infants as disorganized/disoriented during the Ainsworth Strange Situation. In M. Greenberg, D. Cicchetti, & M. Cummings (Eds.), *Attachment in the preschool years: Theory, research, and intervention* (pp. 121–160). Chicago: University of Chicago Press.
Maitland, S. B., Intrieri, R. C., Schaie, K. W., & Willis, S. L. (2000). Gender differences and changes in cognitive abilities across the adult life span. *Aging, Neuropsychology, and Cognition, 7,* 32–53.
Majdandžić, M., & van den Boom, D. C. (2007). Multimethod longitudinal assessment of temperament in early childhood. *Journal of Personality, 75,* 12.
Majnemer, A., & Barr, R. G. (2005). Influence of supine sleep positioning on early motor milestone acquisition. *Developmental Medicine and Child Neurology, 47,* 370–376.
Makishita, H., & Matsunaga, K. (2008). Differences of drivers' reaction times according to age and mental workload. *Accident Analysis Prevention, 40,* 567–575.
Makrantonaki, E., & Xouboulis, C. C. (2007). Molecular mechanisms of skin aging: State of the art. *Annals of the New York Academy of Sciences, 1119,* 40–50.
Malatesta, C. Z., Grigoryev, P., Lamb, C., Albin, M., & Culver, C. (1986). Emotion socialization and expressive development in preterm and full-term infants. *Child Development, 57,* 316–330.
Malina, R. M., & Bouchard, C. (1991). *Growth, maturation, and physical activity.* Champaign, IL: Human Kinetics.
Malone, M. M. (1982). Consciousness of dying and projective fantasy of young children with malignant disease. *Developmental and Behavioral Pediatrics, 3,* 55–60.
Mandara, J., Varner, F., Greene, N., & Richman, S. (2009). Intergenerational family predictors of the black–white achievement gap. *Journal of Educational Psychology, 101,* 867–878.
Mandler, J. M. (2004). Thought before language. *Trends in Cognitive Sciences, 8,* 508–513.
Mandler, J. M., & McDonough, L. (1998). On developing a knowledge base in infancy. *Developmental Psychology, 34,* 1274–1288.
Mangelsdorf, S. C., Schoppe, S. J., & Buur, H. (2000). The meaning of parental reports: A contextual approach to the study of temperament and behavior problems. In V. J. Molfese & D. L. Molfese (Eds.), *Temperament and personality across the life span* (pp. 121–140). Mahwah, NJ: Erlbaum.
Mani, T. M., Bedwell, J. S., & Miller, L. S. (2005). Age-related decrements in performance on a brief continuous performance task. *Archives of Clinical Neuropsychology, 20,* 575–586.
Manole, M. D., & Hickey, R. W. (2006). Preterminal gasping and effects on the cardiac function. *Critical Care Medicine, 34*(Suppl.), S438–S441.
Manzoli, L., Villari, P., Pirone, G. M., & Boccia, A. (2007). Marital status and mortality in the elderly: A systematic review and meta-analysis. *Social Science and Medicine, 64,* 77–94.
Mao, A., Burnham, M. M., Goodlin-Jones, B. L., Gaylor, E. E., & Anders, T. F. (2004). A comparison of the sleep–wake patterns of cosleeping and solitarysleeping infants. *Child Psychiatry and Human Development, 35,* 95–105.
Maquestiaux, F., Lagué-Beauvais, M., Ruthruff, E., Hartley, A., & Bherer, L. (2010). Learning to bypass the central bottleneck: Declining automaticity with advancing age. *Psychology and Aging, 25,* 177–192.
Maratsos, M. (2000). More overregularizations after all: New data and discussion on Marcus, Pinker, Ullman, Hollander, Rosen, & Xu. *Journal of Child Language, 27,* 183–212.
Marchman, V. A., & Thal, D. J. (2005). Words and grammar. In M. Tomasello & D. I. Slobin (Eds.), *Beyond nature–nurture: Essays in honor of Elizabeth Bates* (pp. 141–164). Mahwah, NJ: Erlbaum.
Marcia, J. E. (1980). Identity in adolescence. In J. Adelson (Ed.), *Handbook of adolescent psychology* (pp. 159–187). New York: Wiley.
Marcia, J. E. (2002). Identity and psychosocial development in adulthood. *Identity, 2,* 7–28.
Marcon, R. A. (1999a). Differential impact of preschool models on development and early learning of inner-city children: A three-cohort study. *Developmental Psychology, 35,* 358–375.
Marcon, R. A. (1999b). Positive relationships between parent–school involvement and public school inner-city preschoolers' development and academic performance. *School Psychology Review, 28,* 395–412.
Marcus, G. F. (1995). Children's overregularization of English plurals: A quantitative analysis. *Journal of Child Language, 22,* 447–459.
Marcus-Newhall, A., Thompson, S., & Thomas, C. (2001). Examining a gender stereotype: Menopausal women. *Journal of Applied Social Psychology, 31,* 698–719.
Mardh, P. A. (2002). Influence of infection with *Chlamydia trachomatis* on pregnancy outcome, infant health and life-long sequelae in infected offspring. *Best Practice and Research in Clinical Obstetrics and Gynaecology, 16,* 847–964.
Margrett, J. A., Daugherty, K., Martin, P., MacDonald, M., Davey, A., Woodard, J. L., et al. (2011). Affect and loneliness among centenarians and the oldest old: The role of individual and social resources. *Aging and Mental Health, 15,* 385–396.
Marian, V., Neisser, U., & Rochat, P. (1996). *Can 2-month-old infants distinguish live from videotaped interactions with their mothers?* (Emory Cognition Project, Report #33). Atlanta, GA: Emory University.
Mariano, K. A., & Harton, H. C. (2005). Similarities in aggression, inattention/hyperactivity, depression, and anxiety in middle childhood friendships. *Journal of Social and Clinical Psychology, 24,* 471–496.
Marjoribanks, J., Farquhar, C., Roberts, H., & Lethaby, A. (2012). Long term hormone therapy for perimenopausal and postmenopausal women. *Cochrane Database of Systematic Reviews, Issue 7,* Art. No.: CD004143.
Markey, P. M., & Markey, C. N. (2007). Romantic ideas, romantic obtainment, and relationship experiences: The complementarity of interpersonal traits among romantic partners. *Journal of Social and Personal Relationships, 24,* 517–533.
Markman, E. M. (1992). Constraints on word learning: Speculations about their nature, origins, and domain specificity. In M. R. Gunnar & M. P. Maratsos (Eds.), *Minnesota Symposia on Child Psychology* (Vol. 25, pp. 59–101). Hillsdale, NJ: Erlbaum.
Markova, G., & Legerstee, M. (2006). Contingency, imitation, and affect sharing: Foundations of infants' social awareness. *Developmental Psychology, 42,* 132–141.
Markovits, H., Benenson, J., & Dolensky, E. (2001). Evidence that children and adolescents have internal models of peer interactions that are gender differentiated. *Child Development, 72,* 879–886.

Markovits, H., & Vachon, R. (1990). Conditional reasoning, representation, and level of abstraction. *Developmental Psychology, 26,* 942–951.

Marks, G. N., Cresswell, J., & Ainley, J. (2006). Explaining socioeconomic inequalities in student achievement: The role of home and school factors. *Educational Research and Evaluation, 12,* 105–128.

Marks, N. F. (1996). Caregiving across the lifespan: National prevalence and predictors. *Family Relations, 45,* 27–36.

Marks, N. F., Bumpass, L. L., & Jun, H. (2004). Family roles and well-being during the middle life course. In O. G. Brim, C. D. Ryff, & R.C. Kessler (Eds.), *How healthy are we? A national study of well-being at midlife* (pp. 514–549). Chicago: University of Chicago Press.

Marks, N. F., & Greenfield, E. A. (2009). The influence of family relationships on adult psychological well-being and generativity. In M. C. Smith & N. DeFrates-Densch (Eds.), *Handbook of research on adult learning and development* (pp. 306–349). New York: Routledge.

Marks, N. F., & Lambert, J. D. (1998). Marital status continuity and change among young and midlife adults. *Journal of Family Issues, 19,* 652–686.

Marks, R. (2010). Hip fracture epidemiological trends, outcomes, and risk factors, 1970–2009. *International Journal of General Medicine, 3,* 1–17.

Markstrom, C. A., & Kalmanir, H. M. (2001). Linkages between the psychosocial stages of identity and intimacy and the ego strengths of fidelity and love. *Identity, 1,* 179–196.

Markstrom, C. A., Sabino, V., Turner, B., & Berman, R. (1997). The Psychosocial Inventory of Ego Strengths: Development and validation of a new Eriksonian measure. *Journal of Youth and Adolescence, 26,* 705–732.

Markus, H. R., & Herzog, A. R. (1992). The role of self-concept in aging. In K. W. Schaie & M. P. Lawton (Eds.), *Annual review of gerontology and geriatrics* (pp. 110–143). New York: Springer.

Marlier, L., & Schaal, B. (2005). Human newborns prefer human milk: Conspecific milk odor is attractive without postnatal exposure. *Child Development, 76,* 155–168.

Marra, R., & Palmer, B. (2004). Encouraging intellectual growth: Senior college student profiles. *Journal of Adult Development, 11,* 111–122.

Marsee, M. A., & Frick, P. J. (2010). Callous-unemotional traits and aggression in youth. In W. F. Arsenio & E. A. Lemerise (Eds.), *Emotions, aggression, and morality in children: Bridging development and psychopathology* (pp. 137–156). Washington, DC: American Psychological Association.

Marsh, H. W. (1990). The structure of academic self-concept: The Marsh/Shavelson model. *Journal of Educational Psychology, 82,* 623–636.

Marsh, H. W., & Ayotte, V. (2003). Do multiple dimensions of self-concept become more differentiated with age? The differential distinctiveness hypothesis. *Journal of Educational Psychology, 95,* 687–706.

Marsh, H. W., Craven, R., & Debus, R. (1998). Structure, stability, and development of young children's self-concepts: A multicohort–multioccasion study. *Child Development, 69,* 1030–1053.

Marsh, H. W., Ellis, L. A., & Craven, R. G. (2002). How do preschool children feel about themselves? Unraveling measurement and multidimensional self-concept structure. *Developmental Psychology, 38,* 376–393.

Marsh, H. W., Gerlach, E., Trautwein, U., Lüdtke, O., & Brettschneider, W.-D. (2007). Longitudinal study of predadolescent sport self-concept and performance: Reciprocal effects and causal ordering. *Child Development, 78,* 1640–1656.

Marsh, H. W., & Kleitman, S. (2002). Extracurricular school activities: The good, the bad, and the nonlinear. *Harvard Educational Review, 72,* 464–514.

Marsh, H. W., & Kleitman, S. (2005). Consequences of employment during high school: Character building, subversion of academic goals, or a threshold? *American Educational Research Journal, 42,* 331–369.

Marsh, H. W., Parada, R. H., & Ayotte, V. (2004). A multidimensional perspective of relations between self-concept (Self Description Questionnaire II) and adolescent mental health (Youth Self Report). *Psychological Assessment, 16,* 27–41.

Marsh, H. W., Trautwein, U., Lüdtke, O., Koller, O., & Baumert, J. (2005). Academic self-concept, interest, grades, and standardized test scores: Reciprocal effects models of causal ordering. *Child Development, 76,* 397–416.

Marshall, B. J., & Davies, B. (2011). Bereavement in children and adults following the death of a sibling. In R. Neimeyer, D. Harris, H. Winokuer, G. Thornton (Eds.), *Grief and bereavement in contemporary society: Bridging research and practice* (pp. 107–116). New York: Routledge.

Marshall, N. L. (1997). Combining work and family. In S. J. Gallant, G. P. Keita, & R. Royak-Schaler (Eds.), *Health care for women* (pp. 163–174). Washington, DC: American Psychological Association.

Marshall-Baker, A., Lickliter, R. & Cooper, R. P. (1998). Prolonged exposure to a visual pattern may promote behavioral organization in preterm infants. *Journal of Perinatal and Neonatal Nursing, 12,* 50–62.

Martin, C. L., & Fabes, R. A. (2001). The stability and consequences of young children's same-sex peer interactions. *Developmental Psychology, 37,* 431–446.

Martin, C. L., Fabes, R. A., Evans, S. M., & Wyman, H. (1999). Social cognition on the playground: Children's beliefs about playing with girls versus boys and their relations to sex segregated play. *Journal of Social and Personal Relationships, 16,* 751–771.

Martin, C. L., & Halverson, C. F. (1987). The role of cognition in sex role acquisition. In D. B. Carter (Ed.), *Current conceptions of sex roles and sex typing: Theory and research* (pp. 123–137). New York: Praeger.

Martin, C. L., & Ruble, D. (2004). Children's search for gender cues: Cognitive perspectives on gender development. *Current Directions in Psychological Science, 13,* 67–70.

Martin, C. L., Ruble, D. N., & Szkrybalo, J. (2002). Cognitive theories of early gender development. *Psychological Bulletin, 128,* 903–933.

Martin, G. L., & Pear, J. (2011). *Behavior modification: What it is and how to do it* (9th ed.). Upper Saddle River, NJ: Pearson.

Martin, K. A. (1996). *Puberty, sexuality and the self: Girls and boys at adolescence.* New York: Routledge.

Martin, P., Long, M. V., & Poon, L. W. (2002). Age changes and differences in personality traits and states of the old and very old. *Journal of Gerontology, 57B,* P144–P152.

Martin, R. (2008). Meiotic errors in human oogenesis and spermatogenesis. *Reproductive Biomedicine Online, 16,* 523–531.

Martinez-Frias, M. L., Bermejo, E., Rodríguez-Pinilla, E., & Frías, J. L. (2004). Risk for congenital anomalies associated with different sporadic and daily doses of alcohol consumption during pregnancy: A case-control study. *Birth Defects Research, Part A, Clinical and Molecular Teratology, 70,* 194–200.

Martinot, D., & Désert, M. (2007). Awareness of a gender stereotype, personal beliefs, and self-perceptions regarding math ability: When boys do not surpass girls. *Social Psychology of Education, 10,* 455–471.

Martinson, I. M., Davies, E., & McClowry, S. G. (1987). The long-term effect of sibling death on self-concept. *Journal of Pediatric Nursing, 2,* 227–235.

Martlew, M., & Connolly, K. J. (1996). Human figure drawings by schooled and unschooled children in Papua New Guinea. *Child Development, 67,* 2743–2762.

Maruna, S. (2001). *Making good: How ex-convicts reform and rebuild their lives.* Washington, DC: American Psychological Association.

Maruna, S., LeBel, T. P., & Lanier, C. S. (2004). Generativity behind bars: Some "redemptive truths" about prison society. In E. de St. Aubin, D. P. McAdams, & T.-C. Kim (Eds.), *The generative society* (pp. 131–151). Washington, DC: American Psychological Association.

Maruta, T., Colligan, R. C., Malinchoc, M., & Offord, K. P. (2002). Optimism–pessimism assessed in the 1960s and self-reported health status 30 years later. *Mayo Clinic Proceedings, 77,* 748–753.

Marzolf, D. P., & DeLoache, J. S. (1994). Transfer in young children's understanding of spatial representations. *Child Development, 65,* 1–15.

Masataka, N. (1996). Perception of motherese in a signed language by 6-month-old deaf infants. *Developmental Psychology, 32,* 874–879.

Mascolo, M. F., & Fischer, K. W. (2007). The codevelopment of self and sociomoral emotions during the toddler years. In C. A. Brownell & C. B. Kopp (Eds.), *Socioemotional development in the toddler years: Transitions and transformations* (pp. 66–99). New York: Guilford.

Mashburn, A. J. (2008). Quality of social and physical environments in preschools and children's development of academic, language, and literacy skills. *Applied Developmental Science, 12,* 113–127.

Mashburn, A. J., Pianta, R. C., Mamre, B. K., Downer, J. T., Barbarin, O. A., Bryant, D., et al. (2008). Measures of classroom quality in prekindergarten and children's development of academic, language, and social skills. *Child Development, 79,* 732–749.

Maslach, C., Schaufeli, W. B., & Leiter, M. P. (2001). Job burnout. *Annual Review of Psychology, 52,* 397–422.

Mason, M. G., & Gibbs, J. C. (1993a). Role-taking opportunities and the transition to advanced moral judgment. *Moral Education Forum, 18,* 1–12.

Mason, M. G., & Gibbs, J. C. (1993b). Social perspective taking and moral judgment among college students. *Journal of Adolescent Research, 8,* 109–123.

Masoro, E. J. (2011). Terminal weight loss, frailty, and mortality. In E. J. Masoro & S. N. Austad (Eds.), *Handbook of the biology of aging* (7th ed., pp. 321–331). San Diego, CA: Academic Press.

Massachusetts Expert Panel on End-of-Life Care. (2010, October). *Patient-centered care and human mortality: The urgency of health system reforms to ensure respect for patients' wishes and accountability for excellence in care.* Retrieved from www.mass.gov/hqcc/docs/expert-panel/final-expert-panel-report.pdf

Masten, A. S. (2001). Ordinary magic: Resilience processes in development. *American Psychologist, 56,* 227–238.

Masten, A. S., Burt, K. B., Roisman, G. I., Obradovic, J., Long, J. D., & Tellegen, A. (2004). Resources and resilience in the transition to adulthood: Continuity and change. *Development and Psychopathology, 16,* 1071–1094.

Masten, A. S., & Gewirtz, A. H. (2006). Vulnerability and resilience in early child development. In K. McCartney & D. Phillips (Eds.), *Blackwell handbook of early childhood development* (pp. 22–43). Malden, MA: Blackwell.

Masten, A. S., & Powell, J. L. (2003). A resilience framework for research, policy, and practice. In S. S. Luthar (Ed.), *Resilience and vulnerability* (pp. 1–25). New York: Cambridge University Press.

Masten, A. S., & Reed, M. J. (2002). Resilience in development. In C. R. Snyder & S. J. Lopez (Eds.),

Handbook of positive psychology (pp. 74–88). New York: Oxford University Press.

Masten, A. S., & Shaffer, A. (2006). How families matter in child development: Reflections from research on risk and resilience. In A. S. Masten & A. Shaffer (Eds.), *Families count: Effects on child and adolescent development* (pp. 5–25). New York: Cambridge University Press.

Masters, R. K. (2012). Uncrossing the U.S. black-white mortality crossover: The role of cohort forces in life course mortality risk. *Demography, 49,* 773–796.

Mastropieri, D., & Turkewitz, G. (1999). Prenatal experience and neonatal responsiveness to vocal expression of emotion. *Developmental Psychobiology, 35,* 204–214.

Masur, E. F., McIntyre, C. W., & Flavell, J. H. (1973). Developmental changes in apportionment of study time among items in a multi-trial free recall task. *Journal of Experimental Child Psychology, 15,* 237–246.

Masur, E. F., & Rodemaker, J. E. (1999). Mothers' and infants' spontaneous vocal, verbal, and action imitation during the second year. *Merrill-Palmer Quarterly, 45,* 392–412.

Mather, M. (2010, May). *U.S. children in single-mother families* (PRB Data Brief). Washington, DC: Population Reference Bureau.

Mather, M., & Carstensen, L. L. (2005). Aging and motivated cognition: The positivity effect in attention and memory. *Trends in Cognitive Sciences, 9,* 496–502.

Mathews, T. J., & MacDorman, M. F. (2008). Infant mortality statistics from the 2005 period linked birth/infant death data set. *National Vital Statistics Reports, 57*(2), 1–32.

Matthews, K. A., Gump, B. B., Harris, K. F., Haney, T. L., & Barefoot, J. C. (2004). Hostile behaviors predict cardiovascular mortality among men enrolled in the Multiple Risk Factor Intervention Trial. *Circulation, 109,* 66–70.

Mattison, J. A., Roth, G. S., Beasley, T. M., Tilmont, E. M., Handy, A. M., Herbert, R. L., et al. (2012). Impact of caloric restriction on health and survival in rhesus monkeys from the NIA study. *Nature, 489,* 318–321.

Mattson, S. N., Calarco, K. E., & Lang, A. R. (2006). Focused and shifting attention in children with heavy prenatal alcohol exposure. *Neuropsychology, 20,* 361–369.

Maume, D. J., Jr. (2004). Is the glass ceiling a unique form of inequality? *Work and Occupations, 31,* 250–274.

Maupin, R., Lyman, R., Fatsis, J., Prystowiski, E., Nguyen, A., & Wright, C. (2004). Characteristics of women who deliver with no prenatal care. *Journal of Maternal-Fetal and Neonatal Medicine, 16,* 45–50.

Maurer, D., Mondloch, C. J., & Lewis, T. L. (2007). Sleeper effects. *Developmental Science, 10,* 40–47.

Maurer, T. J. (2001). Career-relevant learning and development, worker age, and beliefs about self-efficacy for development. *Journal of Management, 27,* 123–140.

Maurer, T. J., Wrenn, K. A., & Weiss, E. M. (2003). Toward understanding and managing stereotypical beliefs about older workers' ability and desire for learning and development. In J. J. Martocchio & G. R. Ferris (Eds.), *Research in personnel and human resources management* (Vol. 22, pp. 253–285). Stamford, CT: JAI Press.

Mavroveli, S., Petrides, K. V., Sangareau, Y., & Furnham, A. (2009). Exploring the relationships between trait emotional intelligence and objective socio-emotional outcomes in childhood. *British Journal of Educational Psychology, 79,* 259–272.

Mayberry, R. I. (2010). Early language acquisition and adult language ability: What sign language reveals about the critical period for language. In M. Marshark & P. E. Spencer (Eds.), *Oxford handbook of deaf studies, language, and education* (Vol. 2, pp. 281–291). New York: Oxford University Press.

Mayer, J. D., Salovey, P., & Caruso, D. R. (2003). *Mayer–Salovey–Caruso Emotional Intelligence Test (MSCEIT): User's manual.* Toronto, Ontario: Multi-Health Systems.

Mayer, J. D., Salovey, P., & Caruso, D. R. (2008). Emotional intelligence: New ability or eclectic traits? *American Psychologist, 63,* 503–517.

Mayeux, L., & Cillessen, A. H. N. (2003). Development of social problem solving in early childhood: Stability, change, and associations with social competence. *Journal of Genetic Psychology, 164,* 153–173.

Maynard, A. E. (2002). Cultural teaching: The development of teaching skills in Maya sibling interactions. *Child Development, 73,* 969–982.

Maynard, A. E., & Greenfield, P. M. (2003). Implicit cognitive development in cultural tools and children: Lessons from Maya Mexico. *Cognitive Development, 18,* 489–510.

Maynard, A. E., Subrahmanyam, K., & Greenfield, P. M. (2005). Technology and the development of intelligence: From the loom to the computer. In R. J. Sternberg & D. D. Preiss (Eds.), *Intelligence and technology: The impact of tools in the nature and development of human abilities* (pp. 29–53). Mahwah, NJ: Erlbaum.

Mazerolle, M., Régner, I., Morisset, P., Rigalleau, F., & Huguet, P. (2012). Stereotype threat strengthens automatic recall and undermines controlled processes in older adults. *Psychological Science, 23,* 723–727.

McAdams, D. P. (2001). Generativity in midlife. In M. E. Lachman (Ed.), *Handbook of midlife development* (pp. 395–443). New York: Wiley.

McAdams, D. P. (2006). The redemptive self: Generativity and the stories Americans live by. *Research in Human Development, 3,* 81–100.

McAdams, D. P. (2011). Life narratives. In K. L. Fingerman, C. A. Berg, J. Smith, & T. C. Antonucci (Eds.), *Handbook of life-span development* (pp. 589–610). New York: Springer.

McAdams, D. P., & Cox, K. S. (2010). Self and identity across the life span. In M. Lamb & A. Freund (Eds.), *Handbook of life-span development: Vol. 2. Social and emotional development* (pp. 158–207). Hoboken, NJ: Wiley.

McAdams, D. P., & de St. Aubin, E. (1992). A theory of generativity and its assessment through self-report, behavioral acts, and narrative themes in autobiography. *Journal of Personality and Social Psychology, 62,* 1003–1015.

McAdams, D. P., Diamond, A., de St. Aubin, E., & Mansfield, E. (1997). Stories of commitment: The psychosocial construction of generative lives. *Journal of Personality and Social Psychology, 72,* 678–694.

McAdams, D. P., Hart, H. M., & Maruna, S. (1998). The anatomy of generativity. In D. P. McAdams & E. de St. Aubin (Eds.), *Generativity and adult development* (pp. 7–43). Washington, DC: American Psychological Association.

McAdams, D. P., & Logan, R. L. (2004). What is generativity? In E. de St. Aubin & D. P. McAdams (Eds.), *The generative society: Caring for future generations* (pp. 15–31). Washington, DC: American Psychological Association.

McAdams, D. P., Reynolds, J., Lewis, M., Patten, A. H., & Bowman, P. J. (2001). When bad things turn good and good things turn bad: Sequences of redemption and contamination in life narrative and their relation to psychosocial adaptation in midlife adults and children. *Personality and Social Psychology Bulletin, 27,* 474–485.

McAdoo, H. P., & Younge, S. N. (2009). Black families. In H. A. Neville, B. M. Tynes, & S. O. Utsey (Eds.), *Handbook of African American psychology* (pp. 103–115). Thousand Oaks, CA: Sage.

McAlister, A., & Peterson, C. C. (2006). Mental playmates: Siblings, executive functioning and theory of mind. *British Journal of Developmental Psychology, 24,* 733–751.

McAlister, A., & Peterson, C. C. (2007). A longitudinal study of child siblings and theory of mind development. *Cognitive Development, 22,* 258–270.

McArdle, J. J., Ferrer-Caja, E., Hamagami, F., & Woodcock, R. W. (2002). Comparative longitudinal structural analyses of the growth and decline of multiple intellectual abilities over the life span. *Developmental Psychology, 38,* 115–142.

McAuley, E., & Elavsky, S. (2008). Self-efficacy, physical activity, and cognitive function. In W. W. Spirduso, L. W. Poon, & W. Chodzko-Zajko (Eds.). *Exercise and its mediating effects on cognition* (pp. 69–84). Champaign, IL: Human Kinetics.

McBee, M. T. (2006). A descriptive analysis of referral sources for gifted identification screening by race and socioeconomic status. *Journal of Secondary Gifted Education, 17,* 103–111.

McBride-Chang, C., & Kail, R. V. (2002). Cross-cultural similarities in the predictors of reading acquisition. *Child Development, 73,* 1392–1407.

McCabe, A. (1997). Developmental and cross-cultural aspects of children's narration. In M. Bamberg (Ed.), *Narrative development: Six approaches* (pp. 137–174). Mahwah, NJ: Erlbaum.

McCall, R. B., & Carriger, M. S. (1993). A meta-analysis of infant habituation and recognition memory performance as predictors of later IQ. *Child Development, 64,* 57–79.

McCarthy, B., & McCarthy, E. J. (2004). *Getting it right the first time: Creating a healthy marriage.* New York: Brunner-Routledge.

McCartney, K., Dearing, E., Taylor, B., & Bub, K. (2007). Quality child care supports the achievement of low-income children: Direct and indirect pathways through caregiving and the home environment. *Journal of Applied Developmental Psychology, 28,* 411–426.

McCartney, K., Harris, M. J., & Bernieri, F. (1990). Growing up and growing apart: A developmental meta-analysis of twin studies. *Psychological Bulletin, 107,* 226–237.

McCartney, K., Owen, M., Booth, C., Clarke-Stewart, A., & Vandell, D. (2004). Testing a maternal attachment model of behavior problems in early childhood. *Journal of Child Psychology and Psychiatry, 45,* 765–778.

McCarton, C. (1998). Behavioral outcomes in low birth weight infants. *Pediatrics, 102,* 1293–1297.

McCarty, M. E., & Ashmead, D. H. (1999). Visual control of reaching and grasping in infants. *Developmental Psychology, 35,* 620–631.

McCarty, M. E., & Keen, R. (2005). Facilitating problem-solving performance among 9- and 12-month-old infants. *Journal of Cognition and Development, 6,* 209–228.

McClain, C. S., Rosenfeld, B., & Breitbart, W. (2003). Effect of spiritual well-being on end-of-life despair in terminally ill cancer patients. *Lancet, 361,* 1603–1607.

McClain-Jacobson, C., Rosenfeld, B., Kosinski, A., Pessin, H., Cimino, J. E., & Breitbart, W. (2004). Belief in an afterlife, spiritual well-being and end-of-life despair in patients with advanced cancer. *General Hospital Psychiatry, 26,* 484–486.

McClure, S., Laibson, D., Loewenstein, G., & Cohen, J. (2004). Separate neural systems value immediate and delayed monetary rewards. *Science, 306,* 503–507.

McColgan, K. L., & McCormack, T. (2008). Searching and planning: Young children's reasoning about past and future event sequences. *Child Development, 79,* 1477–1479.

McCrae, R., & Costa, P. T., Jr. (2003). *Personality in adulthood: A five-factor theory perspective* (2nd ed.). New York: Guilford.

McCrae, R., & Costa, P. T., Jr. (2006). Cross-cultural perspectives on adult personality trait development. In D. K. Mroczek & T. D. Little (Eds.), *Handbook of personality development* (pp. 129–146). Mahwah, NJ: Erlbaum.

McCrae, R. R. (2011). Personality theories for the 21st century. *Teaching of Psychology, 38,* 209–214.

McCune, L. (1993). The development of play as the development of consciousness. In M. H. Bornstein & A. O'Reilly (Eds.), *New directions for child development* (No. 59, pp. 67–79). San Francisco: Jossey-Bass.

McCurry, S. M., Logsdon, R. G., Teri, L., & Vitello, M. V. (2007). Evidence-based psychological treatments for insomnia in older adults. *Psychology and Aging, 22,* 18–27.

McDaniel, M. A., Einstein, G. O., & Rendell, P. G. (2007). The puzzle of inconsistent age-related declines in prospective memory: A multiprocess explanation. In M. Kliegel, M. A. McDaniel, & G. O. Einstein (Eds.), *Prospective memory: Cognitive, neuroscience, developmental, and applied perspectives* (pp. 141–160). Mahwah, NJ: Erlbaum.

McDaniel, M. A., Maier, S. F., & Einstein, G. O. (2002). "Brain-specific" nutrients: A memory cure? *Psychological Science in the Public Interest, 3,* 12–38.

McDill, T., Hall, S. K., & Turell, S. C. (2006). Aging and creating families: Never-married heterosexual women over forty. *Journal of Women and Aging, 18,* 37–50.

McDonagh, M. S., Osterweil, P., & Guise, J. M. (2005). The benefits and risks of inducing labour in patients with prior cesarean delivery: A systematic review. *BJOG, 112,* 1007–1015.

McDonald, L., & Robb, A. L. (2004). The economic legacy of divorce and separation for women in old age. *Canadian Journal on Aging, 23*(Suppl. 1), S83–S97.

McDonough, L. (1999). Early declarative memory for location. *British Journal of Developmental Psychology, 17,* 381–402.

McDowell, D. J., & Parke, R. D. (2000). Differential knowledge of display rules for positive and negative emotions: Influences from parents, influences on peers. *Social Development, 9,* 415–432.

McElhaney, K. B., & Allen, J. P. (2001). Autonomy and adolescent social functioning: The moderating effect of risk. *Child Development, 72,* 220–235.

McElhaney, K. B., Allen, J. P., Stephenson, J. C., & Hare, A. L. (2009). Attachment and autonomy during adolescence. In R. M. Lerner & L. Steiberg (Eds.), *Handbook of adolescent psychology: Vol. 1. Individual bases of adolescent development* (3rd ed., pp. 358–403). Hoboken, NJ: Wiley.

McElwain, N. L., & Booth-LaForce, C. (2006). Maternal sensitivity to infant distress and nondistress as predictors of infant–mother attachment security. *Journal of Family Psychology, 20,* 247–255.

McEwen, B. S. (2007). Physiology and neurobiology of stress an adaptation: Central role of the brain. *Physiological Reviews, 87,* 873–904.

McFarlane, J., Malecha, A., Watson, K., Gist, J., Batten, E., Hall, I., & Smith, S. (2005). Intimate partner assault against women: Frequency, health consequences, and treatment outcomes. *Obstetrics and Gynecology, 105,* 99–108.

McGee, L. M., & Richgels, D. J. (2004). *Literacy's beginnings* (4th ed.). Boston: Allyn and Bacon.

McGee, L. M., & Richgels, D. J. (2012). *Literacy's beginnings: Supporting young readers and writers* (6th ed.). Boston: Allyn and Bacon.

McGoldrick, M. (2004). Echoes from the past: Helping families deal with their ghosts. In F. Walsh & M. McGoldrick (Eds.), *Living beyond loss* (pp. 99–118). New York: Norton.

McGoldrick, M., Schlesinger, J. M., Lee, E., Hines, P. M., Chan, J., & Almeida, R. (2004). Mourning in different cultures. In F. Walsh & M. McGoldrick (Eds.), *Living beyond loss* (pp. 1119–160). New York: Norton.

McGoldrick, M., & Shibusawa, T. (2012). The family life cycle. In F. Walsh (Ed.), *Normal family processes: Growing diversity and complexity* (pp. 375–398). New York: Guilford.

McGrath, S. K., & Kennell, J. H. (2008). A randomized controlled trial of continuous labor support for middle-class couples: Effect on cesarean delivery rates. *Birth: Issues in Perinatal Care, 35,* 9–97.

McGue, M., Elkins, I., Walden, B., & Iacono, W. G. (2005). Perceptions of the parent–adolescent relationship: A longitudinal investigation. *Developmental Psychology, 41,* 971–984.

McHale, J. P., Kazali, C., Rotman, T., Talbot, J., Carleton, M., & Lieberson, R. (2004). The transition to coparenthood: Parents' prebirth expectations and early coparental adjustment at 3 months postpartum. *Development and Psychopathology, 16,* 711–733.

McHale, J. P., Khazan, I., Erera, P., Rotman, T., DeCourcey, W., & McConnell, M. (2002a). Coparenting in diverse family systems. In M. H. Bornstein (Ed.), *Handbook of parenting: Vol. 3* (2nd ed., pp. 75–107). Mahwah, NJ: Erlbaum.

McHale, J. P., Kuersten-Hogan, R., & Rao, N. (2004). Growing points for coparenting theory and research. *Journal of Adult Development, 11,* 221–234.

McHale, J. P., Lauretti, A., Talbot, J., & Pouquette, C. (2002b). Retrospect and prospect in the psychological study of coparenting and family group process. In J. P. McHale & W. S. Grolnick (Eds.), *Retrospect and prospect in the psychological study of families* (pp. 127–165). Mahwah, NJ: Erlbaum.

McHale, J. P., & Rotman, T. (2007). Is seeing believing? Expectant parents' outlooks on coparenting and later coparenting solidarity. *Infant Behavior and Development, 30,* 63–81.

McHale, S. M., Crouter, A. C., Kim, J.-Y., Burton, L. M., Davis, K. D., Dotterer, A. M., & Swanson, D. P. (2006). Mothers' and fathers' racial socialization in African-American families: Implications for youth. *Child Development, 77,* 1387–1402.

McIntosh, H., Metz, E., & Youniss, J. (2005). Community service and identity formation in adolescents. In J. S. Mahoney, R. W. Larson, & J. S. Eccles (Eds.), *Organized activities as contexts of development: Extracurricular activities, after-school and community programs* (pp. 331–351). Mahwah, NJ: Erlbaum.

McIntosh, W. D., Locker, L., Briley, K., Ryan, R., & Scott, A. J. (2011). What do older adults seek in their potential romantic partners? Evidence from online personal ads. *International Journal of Aging and Human Development, 72,* 67–82.

McKee-Ryan, F. M. (2011). "I have a job, but . . . ": A review of underemployment. *Journal of Management, 37,* 962–996.

McKee-Ryan, F. M., Virick, M., Prussia, G. E., Harvey, J., & Lilly, J. D. (2009). Life after the layoff: Getting a job worth keeping. *Journal of Organizational Behavior, 30,* 561–580.

McKenna, J. J. (2001). Why we never ask "Is it safe for infants to sleep alone?" *Academy of Breast Feeding Medicine News and Views, 7*(4), 32, 38.

McKenna, J. J. (2002, September/October). Breast-feeding and bedsharing still useful (and important) after all these years. *Mothering, 114.* Retrieved from www.mothering.com/articles/new_baby/sleep/mckenna.html

McKenna, J. J., & McDade, T. (2005). Why babies should never sleep alone: A review of the co-sleeping controversy in relation to SIDS, bedsharing, and breastfeeding. *Paediatric Respiratory Reviews, 6,* 134–152.

McKenna, J. J., & Volpe, L. E. (2007). Sleeping with baby: An Internet-based sampling of parental experiences, choices, perceptions, and interpretations in a Western industrialized context. *Infant and Child Development, 16,* 359–385.

McKeown, M. G., & Beck, I. L. (2009). The role of metacognition in understanding and supporting reading comprehension. In D. J. Hacker, J. Dunlosky, & A. C. Graesser (Eds.), *Handbook of metacognition in education* (pp. 7–25). New York: Routledge.

McKim, W. A., & Hancock, S. (2013). *Drugs and behavior* (7th ed.). Upper Saddle River, NJ: Pearson.

McKinney, C., Donnelly, R., & Renk, K. (2008). Perceived parenting, positive and negative perceptions of parents, and late adolescent emotional adjustment. *Child and Adolescent Mental health, 13,* 66–73.

McKown, C., & Strambler, M. J. (2009). Developmental antecedents and social and academic consequences of stereotype-consciousness in middle childhood. *Child Development, 80,* 1643–1659.

McKown, C., & Weinstein, R. S. (2003). The development and consequences of stereotype consciousness in middle childhood. *Child Development, 74,* 498–515.

McKown, C., & Weinstein, R. S. (2008). Teacher expectations, classroom context, and the achievement gap. *Journal of School Psychology, 46,* 235–261.

McKusick, V. A. (2011). *Online Mendelian inheritance in man.* Retrieved from www.nslij-genetics.org/search_omim.html

McLanahan, S. (1999). Father absence and the welfare of children. In E. M. Hetherington (Ed.), *Coping with divorce, single parenting, and remarriage: A risk and resiliency perspective* (pp. 117–145). Mahwah, NJ: Erlbaum.

McLaughlin, K. A., Fox, N. A., Zeanah, C. H., & Nelson, C. A. (2011). Adverse rearing environments and neural development in children: The development of frontal electroencephalogram asymmetry. *Biological Psychiatry, 70,* 1008–1015.

McLean, K. C. (2008). Stories of the young and the old: Personal continuity and narrative identity. *Developmental Psychology, 44,* 254–264.

McLoyd, V. C., Aikens, N. L., & Burton, L. M. (2006). Child poverty, policy, and practice. In K. A. Renninger & I. E. Sigel (Eds.), *Handbook of child psychology: Vol. 4. Child psychology in practice* (6th ed., pp. 700–778). Hoboken, NJ: Wiley.

McLoyd, V. C., Kaplan, R., Hardaway, C. R., & Wood, D. (2007). Does endorsement of physical discipline matter? Assessing moderating influences on the maternal and child psychological correlates of physical discipline in African-American families. *Journal of Family Psychology, 21,* 165–175.

McLoyd, V. C., & Smith, J. (2002). Physical discipline and behavior problems in African-American, European-American, and Hispanic children: Emotional support as a moderator. *Journal of Marriage and Family, 64,* 40–53.

McMahon, C. A., Barnett, B., Kowalenko, N. M., & Tennant, C. C. (2006). Maternal attachment state of mind moderates the impact of postnatal depression on infant attachment. *Journal of Child Psychology and Psychiatry, 47,* 660–669.

MCR Vitamin Study Research Group. (1991). Prevention of neural tube defects: Results of the Medical Research Council Vitamin Study. *Lancet, 338,* 131–137.

Mead, G. H. (1934). *Mind, self, and society.* Chicago: University of Chicago Press.

Mead, M. (1928). *Coming of age in Samoa.* Ann Arbor, MI: Morrow.

Mead, M., & Newton, N. (1967). Cultural patterning of perinatal behavior. In S. Richardson & A. Guttmacher (Eds.), *Childbearing: Its social and psychological aspects* (pp. 142–244). Baltimore: Williams & Wilkins.

Meade, C. S., Kershaw, T. S., & Ickovics, J. R. (2008). The intergenerational cycle of teenage motherhood: An ecological approach. *Health Psychology, 27,* 419–429.

Meadus, R. J., & Twomey, J. C. (2011). Men student nurses: The nursing education experience. *Nursing Forum, 46,* 269–279.

Meegan, S. P., & Berg, C. A. (2002). Contexts, functions, forms, and processes of collaborative everyday problem solving in older adulthood. *International Journal of Behavioral Development, 26,* 6–15.

Meeus, W., Oosterwegel, A., & Vollebergh, W. (2002). Parental and peer attachment and identity development in adolescence. *Journal of Adolescence, 25,* 93–106.

Meeus, W., van de Schoot, R., Keijsers, L., & Branje, S. (2012). Identity statuses as developmental trajectories: A five-wave longitudinal study in early-to-middle and middle-to-late adolescents. *Journal of Youth and Adolescence, 41,* 1008–1021.

Meeus, W. H. J., Branje, S. J. T., van der Valk, I., & de Wied, M. (2007). Relationships with intimate partner, best friend, and parents in adolescence and early adulthood: A study of the saliency of the intimate partnership. *International Journal of Behavioral Development, 31,* 569–580.

Mehlmadrona, L., & Madrona, M. M. (1997). Physician- and midwife-attended home births—effects of breech, twin, and post-dates outcome data on mortality rates. *Journal of Nurse-Midwifery, 42,* 91–98.

Mehlson, M., Platz, M., & Fromholt, P. (2003). Life satisfaction across the life course: Evaluations of the most and least satisfying decades of life. *International Journal of Aging and Human Development, 57,* 217–236.

Meier, A., & Allen, G. (2009). Romantic relationships from adolescence to young adulthood: Evidence from the National Longitudinal Study of Adolescent Health. *Sociological Quarterly, 50,* 308–335.

Meins, E., Fernyhough, C., Russell, J., & Clark-Carter, D. (1998). Security of attachment as a predictor of symbolic and mentalizing abilities: A longitudinal study. *Social Development, 7,* 1–24.

Meins, E., Fernyhough, C., Wainwright, R., Clark-Carter, D., Gupta, M. D., Fradley, E., & Tucker, M. (2003). Pathways to understanding mind: Construct validity and predictive validity of maternal mind-mindedness. *Child Development, 74,* 1194–1211.

Melby, M. K., Lock, M., & Kaufert, P. (2005). Culture and symptom reporting at menopause. *Human Reproduction Update, 11,* 495–512.

Melby-Lervag, M., & Hulme, C. (2010). Serial and free recall in children can be improved by training: Evidence for the importance of phonological and semantic representations in immediate memory tasks. *Psychological Science, 21,* 1694–1700.

Melenhorst, A. S., Fisk, A. D., Mynatt, E. D., & Rogers, W. A. (2004). Potential intrusiveness of aware home technology: Perceptions of older adults. In *Proceedings of the Human Factors and Ergonomics Society 48th annual meeting* (pp. 266–270). Santa Monica, CA: Human Factors and Ergonomics Society.

Melinder, A., Endestad, T., & Magnusson, S. (2006). Relations between episodic memory, suggestibility, theory of mind, and cognitive inhibition in the preschool child. *Scandinavian Journal of Psychology, 47,* 485–495.

Meltzoff, A. N. (2007). "Like me": A foundation for social cognition. *Developmental Science, 10,* 126–134.

Meltzoff, A. N., & Kuhl, P. K. (1994). Faces and speech: Intermodal processing of biologically relevant signals in infants and adults. In D. J. Lewkowicz & R. Lickliter (Eds.), *The development of intersensory perception* (pp. 335–369). Hillsdale, NJ: Erlbaum.

Meltzoff, A. N., & Moore, M. K. (1977). Imitation of facial and manual gestures by human neonates. *Science, 198,* 75–78.

Meltzoff, A. N., & Moore, M. K. (1994). Imitation, memory, and the representation of persons. *Infant Behavior and Development, 17,* 83–99.

Meltzoff, A. N., & Moore, M. K. (1999). Persons and representations: Why infant imitation is important for theories of human development. In J. Nadel & G. Butterworth (Eds.), *Imitation in infancy* (pp. 9–35). Cambridge, UK: Cambridge University Press.

Meltzoff, A. N., & Williamson, R. A. (2010). The importance of imitation for theories of social-cognitive development. In J. G. Bremner & T. D. Wachs (Eds.), *Wiley-Blackwell handbook of infant development* (2nd ed., pp. 345–364). Oxford, UK: Wiley.

Melzi, G., & Ely, R. (2009). Language development in the school years. In J. B. Gleason & N. B. Ratner (Eds.), *The development of language* (7th ed., pp. 391–435). Boston: Allyn and Bacon.

Mendle, J., Turkheimer, E., D'Onofrio, B. M., Lynch, S., Emery, R. E., & Slutske, W. S. (2006). Family structure and age at menarche: A children-of-twins approach. *Developmental Psychology, 42,* 533–542.

Mendle, J., Turkheimer, E., & Emery, R. E. (2007). Detrimental psychological outcomes associated with early pubertal timing in adolescent girls. *Developmental Review, 27,* 151–171.

Meneilly, G. S. (2006). Diabetes in the elderly. *Medical Clinics of North America, 90,* 909–923.

Mennella, J. A., & Beauchamp, G. K. (1998). Early flavor experiences: Research update. *Nutrition Reviews, 56,* 205–211.

Menon, U. (2001). Middle adulthood in cultural perspective: The imagined and the experienced in three cultures. In M. E. Lachman (Ed.), *Handbook of midlife development* (pp. 40–74). New York: Wiley.

Ment, L. R., Vohr, B., Allan, W., Katz, K. H., Schneider, K. C., Westerveld, M., Cuncan, C. C., & Makuch, R. W. (2003). Change in cognitive function over time in very low-birth-weight infants. *Journal of the American Medical Association, 289,* 705–711.

Mercer, C. H., Bailey, J. V., Johnson, A. M., Erens, B., Wellings, K., Fenton, K., & Copas, A. J. (2007). Women who report having sex with women: British national probability data on prevalence, sexual behaviors, and health outcomes. *Research and Practice, 97,* 1126–1133.

Mergenhagen, P. (1996). Her own boss. *American Demographics, 18,* 36–41.

Merikangas, K. R., He, J-P. Burstein, M., Swanson, S. A. Avenevoli, S., Cui, L., Benjet, C., et al. (2010). Lifetime prevalence of mental disorders in U.S. adolescents: Results from the National Comorbidity Survey Replication—Adolescent Supplement (NCS-A). *Journal of the American Academy of Child and Adolescent Psychiatry, 49,* 980–989.

Merriam, S. B. (1993). The uses of reminiscence in older adulthood. *Educational Gerontology, 8,* 275–290.

Messinger, D. S., & Fogel, A. (2007). The interactive development of social smiling. In R. Kail (Ed.), *Advances in child development and behavior* (Vol. 35, pp. 327–366). Oxford, UK: Elsevier.

Messman, S. J., Canary, D. J., & Hause, K. S. (2000). Motives to remain platonic, equity, and the use of maintenance strategies in opposite-sex friendships. *Journal of Social and Personal Relationships, 17,* 67–94.

Methven, L., Allen, V. J., Withers, C. A., & Gosney, M. A. (2012). Aging and taste. *Proceedings of the Nutrition Society, 71,* 556–565.

MetLife. (2011). *MetLife study of caregiving costs to working caregivers: Double jeopardy for baby boomers caring for their parents.* Westport, CT: National Alliance for Caregiving and MetLife Mature Market Institute.

Metheny, J., McWhirter, E. H., & O'Neil, M. E. (2008). Measuring perceived teacher support and its influence on adolescent career development. *Journal of Career Assessment, 16,* 218–237.

Metz, E. C., & Youniss, J. (2005). Longitudinal gains in civic development through school-based required service. *Political Psychology, 26,* 413–437.

Meyer, B. J. F., Russo, C., & Talbot, A. (1995). Discourse comprehension and problem solving: Decisions about the treatment of breast cancer by women across the lifespan. *Psychology and Aging, 10,* 84–103.

Meyer, B. J. F., Talbot, A. P., & Ranalli, C. (2007). Why older adults make more immediate treatment decisions about cancer than younger adults. *Psychology and Aging, 22,* 505–524.

Meyer, I. H. (2003). Prejudice, social stress, and mental health in lesbian, gay, and bisexual populations: Conceptual issues and research evidence. *Psychological Bulletin, 129,* 674–697.

Meyer, J. (2012*). Centenarians: 2010.* Washington, DC: U.S. Government Printing Office.

Meyer, R. (2009). Infant feeding in the first year. 1: Feeding practices in the first six months of life. *Journal of Family Health Care, 19,* 13–16.

Meyer-Bahlburg, H. F. L., Ehrhardt, A. A., Rosen, L. R., Gruen, R. S., Veridiano, N. P., Vann, F. H., & Neuwalder, H. F. (1995). Prenatal estrogens and the development of homosexual orientation. *Developmental Psychology, 31,* 12–21.

Mezei, L., & Murinson, B. B. (2011). Pain education in North American medical schools. *Journal of Pain, 12,* 1199–1208.

Mezulis, A. H., Hyde, J. S., & Clark, R. (2004). Father involvement moderates the effect of maternal depression during a child's infancy on child behavior problems in kindergarten. *Journal of Family Psychology, 18,* 575–588.

Michael, A., & Eccles, J. S. (2003). When coming of age means coming undone: Links between puberty and psychosocial adjustment among European American and African American girls. In C. Hayward (Ed.), *Gender differences at puberty* (pp. 277–303). New York: Cambridge University Press.

Michael, R. T., Gagnon, J. H., Laumann, E. O., & Kolata, G. (1994). *Sex in America.* Boston: Little, Brown.

Michalik, N. M., Eisenberg, N., Spinrad, T. L., Ladd, B., Thompson, M., & Valiente, C. (2007). Longitudinal relations among parental emotional expressivity and sympathy and prosocial behavior in adolescence. *Social Development, 16,* 286–309.

Michels, K. B., Willett, W. C., Graubard, B. I., Vaidya, R. L., Cantwell, M. M., Sansbury, L. B., & Forman, M. R. (2007). A longitudinal study of infant feeding and obesity throughout the life course. *International Journal of Obesity, 31,* 1078–1085.

Michiels, D., Grietens, H., Onghena, P., & Kuppens, S. (2010). Perceptions of maternal and paternal attachment security in middle childhood: Links with positive parental affection and psychological adjustment. *Early Child Development and Care, 180,* 211–225.

Midlin, M., Jenkins, R., & Law, C. (2009). Maternal employment and indicators of child health: A systematic review in pre-school children in OECD countries. *Journal of Epidemiology and Community Health, 63,* 340–350.

Mienaltowski, A. (2011). Everyday problem solving across the adult life span. *Annals of the New York Academy of Sciences, 1235,* 75–85.

Mikami, A. Y., Lerner, M. D., & Lun, J. (2010). Social context influences on children's rejection by their peers. *Child Development Perspectives, 4,* 123–130.

Mikulincer, M., Florian, V., & Hirschberger, G. (2003). The existential function of close relationships: Introducing death into the science of love. *Personality and Social Psychology Review, 7,* 20–40.

Mikulincer, M., & Shaver, P. R. (2008). An attachment perspective on bereavement. In M. S. Stroebe, R. O. Hansson, H. Schut, & W. Stroebe (Eds.), *Handbook of bereavement research and practice* (pp. 87–112).

Washington, DC: American Psychological Association.
Milevsky, A., Schlechter, M., Netter, S., & Keehn, D. (2007). Maternal and paternal parenting styles in adolescents: Associations with self-esteem, depression, and life satisfaction. *Journal of Child and Family Studies, 16,* 39–47.
Milkie, M. A., Bierman, A., & Schieman, S. (2008). How adult children influence older parents' mental health: Integrating stress-process and life-course perspectives. *Social Psychology Quarterly, 71,* 86–105.
Miller, D. I., Taler, V., Davidson, P. S. R., & Messier, C. (2012). Measuring the impact of exercise on cognitive aging: Methodological issues. *Neurobiology of Aging, 33,* 622.e29–622.e43.
Miller, D. N. (2011). *Child and adolescent suicidal behavior: School-based prevention, assessment, and intervention.* New York: Guilford.
Miller, J., Slomczynski, K. M., & Kohn, M. L. (1985). Continuity of learning-generalization: The effect of job on men's intellective process in the United States and Poland. *American Journal of Sociology, 91,* 593–615.
Miller, J. G. (2006). Insights into moral development from cultural psychology. In M. Killen & J. Smetana (Eds.), *Handbook of moral development* (pp. 375–398). Philadelphia: Erlbaum.
Miller, J. G., & Bersoff, D. M. (1995). Development in the context of everyday family relationships: Culture, interpersonal morality, and adaptation. In M. Killen & D. Hart (Eds.), *Morality in everyday life: Developmental perspectives* (pp. 259–282). Cambridge, UK: Cambridge University Press.
Miller, L. T., & Vernon, P. A. (1992). The general factor in short-term memory, intelligence, and reaction time. *Intelligence, 16,* 5–29.
Miller, P. H. (2009). *Theories of developmental psychology* (5th ed.). New York: Worth.
Miller, P. J., Fung, H., & Koven, M. (2007). Narrative reverberations: How participation in narrative practices co-creates persons and cultures. In S. Kitayama & D. Cohen (Eds.), *Handbook of cultural psychology* (pp. 595–614). New York: Guilford.
Miller, P. J., Fung, H., Lin, S., Chen, E. C., & Boldt, B. R. (2012). How socialization happens on the ground: Narrative practices as alternate socializing pathways in Taiwanese and European-American families. *Monographs of the Society for Research in Child Development, 77*(1, Serial No. 302).
Miller, P. J., Fung, H., & Mintz, J. (1996). Self-construction through narrative practices: A Chinese and American comparison of early socialization. *Ethos, 24,* 1–44.
Miller, P. J., Hengst, J. A., & Wang, S. (2003). Ethnographic methods: Applications from developmental cultural psychology. In P. M. Carnic & J. E. Rhodes (Eds.), *Qualitative research in psychology* (pp. 219–242). Washington, DC: American Psychological Association.
Miller, P. J., Wang, S., Sandel, T., & Cho, G. E. (2002). Self-esteem as folk theory: A comparison of European American and Taiwanese mothers' beliefs. *Parenting: Science and Practice, 2,* 209–239.
Miller, P. J., Wiley, A. R., Fung, H., & Liang, C. H. (1997). Personal storytelling as a medium of socialization in Chinese and American families. *Child Development, 68,* 557–568.
Miller, R. B. (2000). Do children make a marriage unhappy? *Family Science Review, 13,* 60–73.
Miller, S., Lansford, J. E., Costanzo, P., Malone, P. S., Golonka, M., & Killeya-Jones, L. A. (2009). Early adolescent romantic partner status, peer standing, and problem behaviors. *Journal of Early Adolescence, 29,* 839–861.
Miller, S. A., Hardin, C. A., & Montgomery, D. E. (2003). Young children's understanding of the conditions for knowledge acquisition. *Journal of Cognition and Development, 4,* 325–356.
Milligan, K., Astington, J. W., & Dack, L. A. (2007). Language and theory of mind: Meta-analysis of the relation between language ability and falsebelief understanding. *Child Development, 78,* 622–646.
Mills, D., Plunkett, K., Prat, C., & Schafer, G. (2005). Watching the infant brain learn words: Effects of language and experience. *Cognitive Development, 20,* 19–31.
Mills, R., & Grusec, J. (1989). Cognitive, affective, and behavioral consequences of praising altruism. *Merrill-Palmer Quarterly, 35,* 299–326.
Mills, R. S. L. (2005). Taking stock of the developmental literature on shame. *Developmental Review, 25,* 26–63.
Mills, T. L., Gomez-Smith, Z., & De Leon, J. M. (2005). Skipped generation families: Sources of psychological distress among grandmothers of grandchildren who live in homes where neither parent is present. *Marriage and Family Review, 37,* 191–212.
Miner-Rubino, K., Winter, D. G., & Stewart, A. J. (2004). Gender, social class, and the subjective experience of aging: Self-perceived personality change from early adulthood to late midlife. *Personality and Social Psychology Bulletin, 30,* 1599–1610.
Minkler, M., & Fuller-Thomson, E. (2005). African American grandparents raising grandchildren: A national study using the Census 2000 American Community Survey. *Journal of Gerontology, 60B,* S82–S92.
Misailidi, P. (2006). Young children's display rule knowledge: Understanding the distinction between apparent and real emotions and the motives underlying the use of display rules. *Social Behavior and Personality, 34,* 1285–1296.
Mischel, W., & Liebert, R. M. (1966). Effects of discrepancies between observed and imposed reward criteria on their acquisition and transmission. *Journal of Personality and Social Psychology, 3,* 45–53.
Mishra, G., & Kuh, D. (2006). Perceived change in quality of life during the menopause. *Social Science and Medicine, 62,* 93–102.
Mistry, R. S., Biesanz, J. C., Chien, N., Howes, C., & Benner, A. D. (2008). Socioeconomic status, parental investments, and the cognitive and behavioral outcomes of low-income children from immigrant and native households. *Early Childhood Research Quarterly, 23,* 193–212.
Mitchell, A., & Boss, B. J. (2002). Adverse effects of pain on the nervous systems of newborns and young children: A review of the literature. *Journal of Neuroscience Nursing, 34,* 228–235.
Mitchell, B. A., & Lovegreen, L. D. (2009). The empty nest syndrome in midlife families: A multimethod exploration of parental gender differences and cultural dynamics. *Journal of Family Issues, 30,* 1651–1670.
Mitchell, B. D., Hsueh, W. C., King, T. M., Pollin, T. I., Sorkin, J., Agarwala, R., Schäffer, A. A., & Shuldiner, A. R. (2001). Heritability of life span in the Old Order Amish. *American Journal of Medical Genetics, 102,* 346–352.
Mitchell, P., Teucher, U., Kikuno, H., & Bennett, M. (2010). Cultural variations in developing a sense of knowing your own mind: A comparison between British and Japanese children. *International Journal of Behavioral Development, 34,* 248–258.
Mitnick, D. M., Heyman, R. E., & Slep, A. M. S. (2009). Changes in relationship satisfaction across the transition to parenthood: A meta-analysis. *Journal of Family Psychology, 23,* 848–852.
Miura, I. T., & Okamoto, Y. (2003). Language supports for mathematics understanding and performance. In A. J. Baroody & A. Dowker (Eds.), *The development of arithmetic concepts and skills* (pp. 229–242). Mahwah, NJ: Erlbaum.
Mize, J., & Pettit, G. S. (2010). The mother–child playgroup as socialisation context: A short-term longitudinal study of mother–child–peer relationship dynamics. *Early Child Development and Care, 180,* 1271–1284.
Modrek, S., & Cullen, M. R. (2012). *Job demand and early retirement.* Chestnut Hill, MA: Center for Retirement Research at Boston College. Retrieved from ssrn.com/abstract=2127722
Moen, P., & Altobelli, J. (2007). Strategic selection as a retirement project: Will Americans develop hybrid arrangements? In J. B. James & P. Wink (Eds.), *Annual review of gerontology and geriatrics* (Vol. 26, pp. 61–82). New York: Springer.
Moen, P., & Roehling, P. V. (2005). *The career mystique.* Bolder, CO: Rowman & Littlefield.
Moen, P., Huang, Q., Plassmann, V., & Dentinger, E. (2006). Deciding the future: Do dual-earner couples plan together for retirement? *American Behavioral Scientist, 49,* 1422–1443.
Moens, E., Braet, C., & Soetens, B. (2007). Observation of family functioning at mealtime: A comparison between families of children with and without overweight. *Journal of Pediatric Psychology, 32,* 52–63.
Moffitt, T. E. (2007). Life-course-persistent vs. adolescence-limited antisocial behavior. In D. Cicchetti & D. J. Cohen (Eds.), *Developmental psychopathology* (2nd ed., pp. 570–598). Hoboken, NJ; Wiley.
Mohr, J. J., & Daly, C. A. (2008). Sexual minority stress and changes in relationship quality in same-sex couples. *Journal of Social and Personal Relationships, 25,* 989–1007.
Mohr, J. J., & Fassinger, R. E. (2006). Sexual orientation identity and romantic relationship quality in same-sex couples. *Personality and Social Psychology Bulletin, 32,* 1085–1099.
Mok, M. M. C., Kennedy, K. J., & Moore, P. J. (2011). Academic attribution of secondary students: Gender, year level and achievement level. *Educational Psychology, 31,* 87–104.
Mokdad, A. H., Bowman, B. A., Ford, E. S., Vinicor, F., Marks, J. S., & Koplan, J. P. (2001). The continuing epidemics of obesity and diabetes in the United States. *Journal of the American Medical Association, 286,* 1195–1200.
Moll, H., & Meltzoff, A. N. (2011). How does it look? Level 2 perspective-taking at 36 months of age. *Child Development, 82,* 661–673.
Moll, H., & Tomasello, M. (2006). Level I perspective-taking at 24 months of age. *British Journal of Developmental Psychology, 24,* 603–613.
Moll, I. (1994). Reclaiming the natural line in Vygotsky's theory of cognitive development. *Human Development, 37,* 333–342.
Mollenkopf, H., Hieber, A., & Wahl, H-W. (2011). Continuity and change in older adults' perceptions of out-of-home mobility over ten years: A qualitative–quantitative approach. *Ageing and Society, 31,* 782–802.
Moller, K., Hwang, C. P., & Wickberg, B. (2008). Couple relationship and transition to parenthood: Does workload at home matter? *Journal of Reproductive and Infant Psychology, 26,* 57–68.
Mondloch, C. J., Lewis, T., Budreau, D. R., Maurer, D., Dannemillier, J. L., Stephens, B. R., & Kleiner-Gathercoal, K. A. (1999). Face perception during early infancy. *Psychological Science, 10,* 419–422.
Monin, J. K., & Schulz, R. (2009). Interpersonal effects of suffering in older adult caregiving relationships. *Psychology and Aging, 24,* 681–695.
Monk, C., Sloan, R., Myers, M. M., Ellman, L., Werner, E., Jeon, J., et al. (2010). Neural circuitry of emotional face processing in autism spectrum disorders. *Journal of Psychiatry and Neuroscience, 35,* 105–114.
Monsour, M. (2002). *Women and men as friends.* Mahwah, NJ: Erlbaum.
Montague, D. P. F., & Walker-Andrews, A. S. (2001). Peekaboo: A new look at infants' perception of emotion expressions. *Developmental Psychology, 37,* 826–838.

Montemayor, R., & Eisen, M. (1977). The development of self-conceptions from childhood to adolescence. *Developmental Psychology, 37,* 826–838.

Montepare, J. M. (2006). Body consciousness across the adult years: Variations with actual and subjective age. *Journal of Adult Development, 13,* 102–107.

Montgomery, M. J. (2005). Psychosocial intimacy and identity: From early adolescence to emerging adulthood. *Journal of Adolescent Research, 20,* 346–374.

Montgomery, M. J., & Côté, J. E. (2003). College as a transition to adulthood. In G. R. Adams & M. D. Berzonsky (Eds.), *Blackwell handbook of adolescence* (pp. 149–172). Malden, MA: Blackwell.

Montgomery-Goodnough, A., & Gallagher, S. J. (2007). Review of research on spiritual and religious formation in higher education. In S. M. Nielsen & M. S. Plakhotnik (Eds.), *Proceedings of the sixth annual College of Education Research Conference: Urban and international education section* (pp. 60–65). Miami, FL: International University.

Montorsi, F. (2005). Assessment, diagnosis, and investigation of erectile dysfunction. *Clinical Cornerstone, 7,* 29–35.

Montoya, A. G., Sorrentino, R., Lukas, S. E., & Price, B. H. (2002). Long-term neuropsychiatric consequences of "ecstasy" (MDMA): A review. *Harvard Review of Psychiatry, 10,* 212–220.

Moon, C., Cooper, R. P., & Fifer, W. P. (1993). Two-day-old infants prefer their native language. *Infant Behavior and Development, 16,* 495–500.

Moon, R. Y., Horne, R. S. C., & Hauck, F. R. (2007). Sudden infant death syndrome. *Lancet, 370,* 1578–1587.

Moore, A., & Stratton, D. C. (2002). *Resilient widowers.* New York: Springer.

Moore, D. R., & Florsheim, P. (2001). Interpersonal processes and psychopathology among expectant and nonexpectant adolescent couples. *Journal of Consulting and Clinical Psychology, 69,* 101–113.

Moore, D. S., & Johnson, S. P. (2008). Mental rotation in human infants: A sex difference. *Psychological Science, 19,* 1063–1066.

Moore, E. G. J. (1986). Family socialization and the IQ test performance of traditionally and transracially adopted black children. *Developmental Psychology, 22,* 317–326.

Moore, K. A., Morrison, D. R., & Greene, A. D. (1997). Effects on the children born to adolescent mothers. In R. A. Maynard (Ed.), *Kids having kids* (pp. 145–180). Washington, DC: The Urban Institute.

Moore, K. L., & Persaud, T. V. N. (2008). *Before we are born* (7th ed.). Philadelphia: Saunders.

Moore, K. L., Persaud, T. V. N., & Torchia, M. G. (2013). *Before we are born: Essentials of embryology and birth defects* (8th ed.). Philadelphia, PA: Saunders.

Moore, M. K., & Meltzoff, A. N. (1999). New findings on object permanence: A developmental difference between two types of occlusion. *British Journal of Developmental Psychology, 17,* 563–584.

Moore, M. K., & Meltzoff, A. N. (2004). Object permanence after a 24-hr delay and leaving the locale of disappearance: The role of memory, space, and identity. *Developmental Psychology, 40,* 606–620.

Moore, M. K., & Meltzoff, A. N. (2008). Factors affecting infants' manual search for occluded objects and the genesis of object permanence. *Infant Behavior and Development, 31,* 168–180.

Moore, M. R., & Brooks-Gunn, J. (2002). Adolescent parenthood. In M. H. Bornstein (Ed.), *Handbook of parenting: Vol. 3* (2nd ed., pp. 173–214). Mahwah, NJ: Erlbaum.

Moore, W. S. (2002). Understanding learning in a postmodern world: Reconsidering the Perry scheme of ethical and intellectual development. In B. K. Hofer & P. R. Pintrich (Eds.), *Personal epistemology* (pp. 17–36). Mahwah, NJ: Erlbaum.

Moran, G., Forbes, L., Evans, E., Tarabulsy, G. M., & Madigan, S. (2008). Both maternal sensitivity and atypical maternal behavior independently predict attachment security and disorganization in adolescent mother–infant relationships. *Infant Behavior and Development, 31,* 321–325.

Moran, S., & Gardner, H. (2006). Extraordinary achievements: A developmental and systems analysis. In D. Kuhn & R. Siegler (Eds.), *Handbook of child psychology: Vol. 2. Cognition, perception, and language* (6th ed., pp. 905–949). Hoboken, NJ: Wiley.

Morawska, A., & Sanders, M. (2011). Parental use of time out revisited: A useful or harmful parenting strategy? *Journal of Child and Family Studies, 20,* 1–8.

Morelli, G., Rogoff, B., Oppenheim, D., & Goldsmith, D. (1992). Cultural variation in infants' sleeping arrangements: Questions of independence. *Developmental Psychology, 28,* 604–613.

Morelli, G. A., Rogoff, B., & Angelillo, C. (2003). Cultural variation in young children's access to work or involvement in specialized child-focused activities. *International Journal of Behavioral Development, 27,* 264–274.

Moreno, A. J., Klute, M. M., & Robinson, J. L. (2008). Relational and individual resources as predictors of empathy in early childhood. *Social Development, 17,* 613–637.

Morgan, B., Maybery, M., & Durkin, K. (2003). Weak central coherence, poor joint attention, and low verbal ability: Independent deficits in early autism. *Developmental Psychology, 39,* 646–656.

Morgan, J. D., Laungani, P., & Palmer, S. (2009). General introduction to series. In J. D. Morgan, P. Laungani, & S. Palmer (Eds.), *Death and bereavement around the world: Vol. 5. Reflective essays* (pp. 1–4). Amityville, NY: Baywood.

Morgan, P. L., Farkas, G., Hillemeier, M. M., & Maczuga, S. (2009). Risk factors for learning-related behavior problems at 24 months of age: Population-based estimates. *Journal of Abnormal Child Psychology, 37,* 401–413.

Moro-García, M. A., Alonso-Arias, R., López-Vázquez, A., Suárez-García, F. M., Solano-Jaurrieta, J. J., Baltar, J., et al. (2012). Relationship between functional ability in older people, immune system status, and intensity of response to CMV. *Age, 34,* 479–495.

Morrill, M. I., Hines, D. A., Mahmood, S., & Córdova, J. V. (2010). Pathways between marriage and parenting for wives and husbands: The role of coparenting. *Family Process, 49,* 59–73.

Morris, A. S., Silk, J. S., Morris, M. D. S., & Steinberg, L. (2011). The influence of mother–child emotion regulation strategies on children's expression of anger and sadness. *Developmental Psychology, 47,* 213–225.

Morris, G., & Baker-Ward, L. (2007). Fragile but real: Children's capacity to use newly acquired words to convey preverbal memories. *Child Development, 78,* 448–458.

Morris, J. (2011). Communication skills training in end-of-life care. *Nursing Times, 107,* 16–17.

Morris, W. L., DePaulo, B. M., Hertel, J., & Taylor, L. C. (2008). Singlism—another problem that has no name: Prejudice, stereotypes and discrimination against singles. In M. A. Morrison & T. G. Morrison (Eds.), *The psychology of modern prejudice* (pp. 165–194). Hauppauge, NY: Nova Science Publishers.

Morrison, V. (2008). Ageing and physical health. In B. Woods & L. Clare (Eds.), *Handbook of the clinical psychology of ageing* (2nd ed., pp. 57–74). Chichester, UK: Wiley.

Morrongiello, B. A., Fenwick, K. D., & Chance, G. (1998). Crossmodal learning in newborn infants: Inferences about properties of auditory-visual events. *Infant Behavior and Development, 21,* 543–554.

Morrongiello, B. A., Midgett, C., & Shields, R. (2001). Don't run with scissors: Young children's knowledge of home safety rules. *Journal of Pediatric Psychology, 26,* 105–115.

Morrongiello, B. A., Ondejko, L., & Littlejohn, A. (2004). Understanding toddlers' in-home injuries: I. Context, correlates, and determinants. *Journal of Pediatric Psychology, 29,* 415–431.

Morrow, D. F. (2006). Gay, lesbian, and transgender adolescents. In D. F. Morrow & L. Messinger (Eds.), *Sexual orientation and gender expression in social work practice* (pp. 177–195). New York: Columbia University Press.

Morse, S. B., Zheng, H., Tang, Y., & Roth, J. (2009). Early school-age outcomes of late preterm infants. *Pediatrics, 123,* e622–e629.

Mosby, L., Rawls, A. W., Meehan, A. J., Mays, E., & Pettinari, C. J. (1999). Troubles in interracial talk about discipline: An examination of African American child rearing narratives. *Journal of Comparative Family Studies, 30,* 489–521.

Mosca, L., Barrett-Connor, E., & Wenger, N. K. (2012). Sex/gender differences in cardiovascular disease prevention: What a difference a decade makes. *Circulation, 124,* 2145–2154.

Mosely-Howard, G. S., & Evans, C. B. (2000). Relationships and contemporary experiences of the African-American family: An ethnographic case study. *Journal of Black Studies, 30,* 428–451.

Moses, L. J., Baldwin, D. A., Rosicky, J. G., & Tidball, G. (2001). Evidence for referential understanding in the emotions domain at twelve and eighteen months. *Child Development, 72,* 718–735.

Mosher, W. D., Chandra, A., & Jones, J. (2005). *Sexual behavior and selected health measures: Men and women 15–44 years of age, United States 2002,* Vol. 362. Atlanta: U.S. Centers for Disease Control and Prevention.

Moshman, D. (1998). Identity as a theory of oneself. *Genetic Epistemologist, 26*(3), 1–9.

Moshman, D. (2003). Developmental change in adulthood. In J. Demick & C. Andreoletti (Eds.), *Handbook of adult development* (pp. 43–61). New York: Plenum.

Moshman, D. (2005). *Adolescent psychological development: Rationality, morality, and identity* (2nd ed.). Mahwah, NJ: Erlbaum.

Moshman, D. (2011). *Adolescent rationality and development: Cognition, morality, and identity* (3rd ed.). New York: Psychology Press.

Moshman, D., & Franks, B. A. (1986). Development of the concept of inferential validity. *Child Development, 57,* 153–165.

Moshman, D., & Geil, M. (1998). Collaborative reasoning: Evidence for collective rationality. *Thinking and Reasoning, 4,* 231–248.

Moss, E., Cyr, C., Bureau, J.-F., Tarabulsy, G. M., & Dubois-Comtois, K. (2005). Stability of attachment during the preschool period. *Developmental Psychology, 41,* 773–783.

Moss, E., Smolla, N., Guerra, I., Mazzarello, T., Chayer, D., & Berthiaume, C. (2006). Attachment and self-reported internalizing and externalizing behavior problems in a school period. *Canadian Journal of Behavioural Science, 38,* 142–157.

Mossey, P. A., Little, J., Munger, R. G., Dixon, M. J., & Shaw, W. C. (2009). Cleft lip and palate. *Lancet, 374,* 1773–1785.

Moss-Racusin, C. A., Dovidio, J. F., Brescoll, V. L., Graham, M. J., & Handelsman, J. (2012). Science faculty's subtle gender biases favor male students. *Proceedings of the National Academy of Sciences, 109,* 16474–16479.

Mosteller, F. (1995, Fall). The Tennessee Study of Class Size in the Early School Grades. *Future of Children, 5*(2), 113–127.

Motl, R. W., Dishman, R. K., Saunders, R. P., Dowda, M., Felton, G., Ward, D. S., & Pate, R. R. (2002).

Examining social–cognitive determinants of intention and physical activity among black and white adolescent girls using structural equation modeling. *Health Psychology, 21,* 459–467.
Mottus, R., Indus, K., & Allik, J. (2008). Accuracy of only children stereotype. *Journal of Research in Personality, 42,* 1047–1052.
Mounts, N. S., & Steinberg, L. (1995). An ecological analysis of peer influence on adolescent grade point average and drug use. *Developmental Psychology, 31,* 915–922.
Mounts, N. S., Valentiner, D. P., Anderson, K. L., & Boswell, M. K. (2006). Shyness, sociability, and parental support for the college transition: Relation to adolescents' adjustment. *Journal of Youth and Adolescence, 35,* 71–80.
Moxley, D. P., Najor-Durack, A., & Dumbrigue, C. (2001). *Keeping students in higher education.* London: Kogan Page.
Mroczek, D. K., & Spiro, A., III. (2005). Change in life satisfaction during adulthood: Findings from the Veterans Affairs Normative Aging Study. *Journal of Personality and Social Psychology, 88,* 189–202.
Mroczek, D. K., & Spiro, A., III. (2007). Personality change influences mortality in older men. *Psychological Science, 18,* 371–376.
Mroczek, D. K., Spiro, A., & Turiano, N. A. (2009). Do health behaviors explain the effect of neuroticism on mortality? *Journal of Research in Personality, 43,* 653–659.
Mrug, S., Hoza, B., & Gerdes, A. C. (2001). Children with attention-deficit/hyperactivity disorder: Peer relationships and peer-oriented interventions. In D. W. Nangle & C. A. Erdley (Eds.), *The role of friendship in psychological adjustment* (pp. 51–77). San Francisco: Jossey-Bass.
Mueller, C. M., & Dweck, C. S. (1998). Intelligence praise can undermine motivation and performance. *Journal of Personality and Social Psychology, 75,* 33–52.
Muenchow, S., & Marsland, K. W. (2007). Beyond baby steps: Promoting the growth and development of U.S. child-care policy. In J. L. Aber, S. J. Bishop-Josef, S. M. Jones, K. T. McLearn, & D. Phillips (Eds.), *Child development and social policy: Knowledge for action* (pp. 97–112). Washington, DC: American Psychological Association.
Müller, O., & Krawinkel, M. (2005). Malnutrition and health in developing countries. *Canadian Medical Association Journal, 173,* 279–286.
Müller, U., Liebermann-Finestone, D. P., Carpendale, J. I. M., Hammond, S. I., & Bibok, M. B. (2012). Knowing minds, controlling actions: The developmental relations between theory of mind and executive function from 2 to 4 years of age. *Journal of Experimental Child Psychology, 111,* 331–348.
Müller, U., Overton, W. F., & Reese, K. (2001). Development of conditional reasoning: A longitudinal study. *Journal of Cognition and Development, 2,* 27–49.
Mullett-Hume, E., Anshel, D., Guevara, V., & Cloitre, M. (2008). Cumulative trauma and posttraumatic stress disorder among children exposed to the 9/11 World Trade Center attack. *American Journal of Orthopsychiatry, 78,* 103–108.
Mullis, I. V. S., Martin, M. O., Kennedy, A. M., & Foy, P. (2007). *PIRLS 2006 international report: IEA's Progress in International Reading Literacy Study.* Boston: TIMSS & PIRLS International Study Center.
Mulvaney, M. K., McCartney, K., Bub, K. L., & Marshall, N. L. (2006). Determinants of dyadic scaffolding and cognitive outcomes in first graders. *Parenting: Science and Practice, 6,* 297–310.
Mumme, D. L., Bushnell, E. W., DiCorcia, J. A., & Lariviere, L. A. (2007). Infants' use of gaze cues to interpret others' actions and emotional reactions. In R. Flom, K. Lee, & D. Muir (Eds.), *Gaze-following: Its development and significance* (pp. 143–170). Mahwah, NJ: Erlbaum.
Munakata, Y. (2001). Task-dependency in infant behavior: Toward an understanding of the processes underlying cognitive development. In F. Lacerda, C. von Hofsten, & M. Heimann (Eds.), *Emerging cognitive abilities in early infancy* (pp. 29–52). Mahwah, NJ: Erlbaum.
Munakata, Y. (2006). Information processing approaches to development. In D. Kuhn & R. S. Siegler (Eds.), *Handbook of child psychology: Vol. 3. Cognition, perception, and language* (6th ed., pp. 426–463). Hoboken, NJ: Wiley.
Mundy, P., & Stella, J. (2000). Joint attention, social orienting, and nonverbal communication in autism. In A. M. Wetherby & B. M. Prizant (Eds.), *Autism spectrum disorders* (Vol. 9, pp. 55–77). Baltimore, MD: Paul H. Brookes.
Munnell, A. H., Webb, A., Delorme, L., & Golub-Sass, F. (2012). *National retirement risk index: How much longer do we need to work?* Chestnut Hill, MA: Center for Retirement Research at Boston College. Retrieved from crr.bc.edu/briefs/national-retirement-risk-index-how-much-longer-do-we-need-to-work
Munroe, R. L., & Romney, A. K. (2006). Gender and age differences in same-sex aggregation and social behavior. *Journal of Cross-Cultural Psychology, 37,* 3–19.
Muret-Wagstaff, S., & Moore, S. G. (1989). The Hmong in America: Infant behavior and rearing practices. In J. K. Nugent, B. M. Lester, & T. B. Brazelton (Eds.), *Biology, culture, and development* (Vol. 1, pp. 319–339). Norwood, NJ: Ablex.
Muris, P., Merckelbach, H., Ollendick, T. H., King, N. J., & Bogie, N. (2001). Children's nighttime fears: Parent–child ratings of frequency, content, origins, coping behaviors, and severity. *Behaviour Research and Therapy, 39,* 13–28.
Murphy, S. A. (2008). The loss of a child: Sudden death and extended illness perspectives. In M. S. Stroebe, R. O. Hansson, H. Schut, & W. Stroebe (Eds.), *Handbook of bereavement research and practice* (pp. 375–396). Washington, DC: American Psychological Association.
Murphy, T. H., & Corbett, D. (2009). Plasticity during recovery: From synapse to behaviour. *Nature Reviews Neuroscience, 10,* 861–872.
Murray, A. D. (1985). Aversiveness is in the mind of the beholder. In B. M. Lester & C. F. Z. Boukydis (Eds.), *Infant crying* (pp. 217–239). New York: Plenum.
Murray, S. L. (2008). Risk regulation in relationships: Self-esteem and the if–then contingencies of interdependent life. In J. V. Wood, A. Tesser, & J. G. Holmes (Eds.), *The self and social relationships* (pp. 3–25). New York: Psychology Press.
Murray, S. L., Griffin, D. W., Derrik, J. L., Harris, B., Aloni, M., & Leder, S. (2011). Tempting fate or inviting happiness? Unrealistic idealization prevents the decline of marital satisfaction. *Psychological Science, 22,* 619–626.
Mussen, P., & Eisenberg-Berg, N. (1977). *Roots of caring, sharing, and helping.* San Francisco: Freeman.
Mustanski, B. S., Viken, R. J., Kaprio, J., Pulkkinen, L., & Rose, R. J. (2004). Genetic and environmental influences on pubertal development: Longitudinal data from Finnish twins at ages 11 and 14. *Developmental Psychology, 40,* 1188–1198.
Mutchler, J. E., Burr, J. A., & Caro, F. G. (2003). From paid worker to volunteer: Leaving the paid workforce and volunteering in later life. *Social Forces, 81,* 1267–1293.
Mutran, E. J., Danis, M., Bratton, K. A., Sudha, S., & Hanson, L. (1997). Attitudes of the critically ill toward prolonging life: The role of social support. *Gerontologist, 37,* 192–199.
Muzzatti, B., & Agnoli, F. (2007). Gender and mathematics: Attitudes and stereotype threat susceptibility in Italian children. *Developmental Psychology, 43,* 747–759.
Myers, D. G. (2000). The funds, friends, and faith of happy people. *American Psychologist, 55,* 56–67.
Myers, M. G., Brown, S. A., Tate, S., Abrantes, A., & Tomlinson, K. (2001). *Adolescents, alcohol, and substance abuse* (pp. 275–296). New York: Guilford.
Myerson, J., Hale, S., Wagstaff, D., Poon, L. W., & Smith, G. A. (1990). The information-loss model: A mathematical theory of age-related cognitive slowing. *Psychological Review, 97,* 475–487.
Myowa-Yamakoshi, M., Tomonaga, M., Tanaka, M., & Matsuzawa, T. (2004). Imitation in neonatal chimpanzees *(Pan troglodytes). Developmental Science, 7,* 437–442.

N

Nadel, J., Prepin, K., & Okanda, M. (2005). Experiencing contingency and agency: First step toward self-understanding in making a mind? *Interaction Studies, 6,* 447–462.
Nader, K. (2002). Treating children after violence in schools and communities. In N. B. Webb (Ed.), *Helping bereaved children: A handbook for practitioners* (pp. 214–244). New York: Guilford.
Nader, P. R., Bradley, R. H., Houts, R. M., McRitchie, S. L., & O'Brien, M. (2008). Moderate-to-vigorous physical activity from ages 9 to 15 years. *Journal of the American Medical Association, 16,* 295–305.
Nagy, E., Compagne, H., Orvos, H., Pal, A., Molnar, P., & Janszky, I. (2005). Index finger movement imitation by human neonates: Motivation, learning, and left-hand preference. *Pediatric Research, 58,* 749–753.
Nagy, W. E., & Scott, J. A. (2000). Vocabulary processes. In M. L. Kamil & P. B. Mosenthal (Eds.), *Handbook of reading research* (Vol. 3, pp. 269–284). Mahwah, NJ: Erlbaum.
Naigles, L. G., & Gelman, S. A. (1995). Overextensions in comprehension and production revisited: Preferential-looking in a study of dog, cat, and cow. *Journal of Child Language, 22,* 19–46.
Naigles, L. R., & Swenson, L. D. (2007). Syntactic supports for word learning. In E. Hoff & M. Shatz (Eds.), *Blackwell handbook of language development* (pp. 212–231). Malden, MA: Blackwell.
Naito, M., & Seki, Y. (2009). The relationship between second-order false belief and display rules reasoning: Integration of cognitive and affective social understanding. *Developmental Science, 12,* 150–164.
Nakamura, J., & Csikszentmihalyi, M. (2009). Flow theory and research. In C. R. Snyder & S. J. Lopez (Eds.), *Oxford handbook of positive psychology* (2nd ed., pp. 195–206). New York: Oxford University Press.
Nánez, J., Sr., & Yonas, A. (1994). Effects of luminance and texture motion on infant defensive reactions to optical collision. *Infant Behavior and Development, 17,* 165–174.
Narayan, C. (2008). Is there a double standard of aging? Older men and women and ageism. *Educational Gerontology, 34,* 782–787.
Narr, K. L., Woods, R. P., Lin J., Kim, J., Phillips, O. R., Del'Homme, M., et al. (2009). Widespread cortical thinning is a robust anatomical marker for attention-deficit/hyperactivity disorder. *Journal of the American Academy of Child and Adolescent Psychiatry, 48,* 1014–1022.
Nastasi, B. K., & Clements, D. H. (1994). Effectance motivation, perceived scholastic competence, and higher-order thinking in two cooperative computer environments. *Journal of Educational Computing Research, 10,* 249–275.
Natale, K., Viljaranta, J., Lerkkanen, M.-K., Poikkeus, A.-M., & Nurmi, J.-E. (2009). Cross-lagged associations between kindergarten teachers' causal attributions and children's task motivation and performance in reading. *Educational Psychology, 29,* 603–619.

Natale, R., & Dodman, N. (2003). Birth can be a hazardous journey: Electronic fetal monitoring does not help. *JOGC, 25,* 1007–1009.

National Academies Committee on National Statistics. (2010, January). *Meeting on research issues in elder mistreatment and abuse and financial fraud: Meeting report.* Washington, DC: National Institute on Aging.

National Association for Sport and Physical Education. (2010). *2010 Shape of the nation report: Status of physical education in the USA.* Reston, VA: Author.

National Center for Biotechnology Information, National Institutes of Health. (2007). *Genes and disease: Sickle cell anemia.* Retrieved from www.ncbi.nlm.nih.gov/bookshelf/br.fcgi?book=gnd&part=anemiasicklecell

National Center for Injury Prevention and Control. (2012). *WISQAR fatal injury reports, national and regional, 1999–2010.* Retrieved from webappa.cdc.gov/sasweb/ncipc/mortrate10_us.html

National Center on Elder Abuse, U.S. Administration on Aging. (2013). *Frequently asked questions.* Retrieved from www.ncea.aoa.gov/faq/index.aspx

National Coalition for the Homeless. (2009). How many people experience homelessness? *National Coalition for the Homeless.* Retrieved from www.nationalhomeless.org/factsheets/How_Many.html

National Council of Youth Sports. (2008). *Report on trends and participation in organized youth sports.* Stuart, FL: Author.

National Federation of State High School Associations. (2012). *2010–2011 High School Athletics Participation Survey.* Retrieved from www.nfhs.org

National Institute on Aging. (2012). *2011–2012 Alzheimer's disease progress report: Intensifying the research effort.* Retrieved from www.nia.nih.gov/alzheimers/publication/2011-2012-alzheimers-disease-progress-report

National Institute on Drug Abuse. (2012). *Drug facts: MDMA (Ecstasy).* Retrieved from www.drugabuse.gov/publications/drugfacts/mdma-ecstasy

National Institutes of Health. (2011). *Dental caries (tooth decay) in children (age 2 to 11).* Retrieved from www.nidcr.nih.gov/DataStatistics/FindDataByTopic/DentalCaries/DentalCariesChildren2to11

National Institutes of Health. (2012). *Genes and disease.* Retrieved from www.ncbi.nlm.nih.gov/books/NBK22183

National Research Council. (2007). *Race conscious policies for assigning students to schools: Social science research and the Supreme Court cases.* Washington, DC: National Academy Press.

National Women's Law Center. (2007). *When girls don't graduate we all fail.* Washington, DC: Author.

Natsuaki, M. N., Biehl, M. C., & Ge, X. (2009). Trajectories of depressed mood from early adolescence to young adulthood: The effects of pubertal timing and adolescent dating. *Journal of Research on Adolescence,* 19, 47–74.

Naveh-Benjamin, M. (2000). Adult age differences in memory performance: Tests of an associative deficit hypothesis. *Journal of Experimental Psychology: Learning, Memory, and Cognition, 26,* 1170–1187.

Naveh-Benjamin, M. (2012). Age-related differences in explicit associative memory: Contributions of effortful-strategic and automatic processes. In M. Naveh-Benjamin & N. Ohta (Eds.), *Memory and aging: Current issues and future directions* (pp. 71–95). New York: Psychology Press.

Naveh-Benjamin, M., Brav, T. K., & Levy, D. (2007). The associative memory deficit of older adults: The role of strategy utilization. *Psychology and Aging, 22,* 202–208.

Naveh-Benjamin, M., Craik, F. I. M., Guez, J., & Kreuger, S. (2005). Divided attention in younger and older adults: Effects of strategy and relatedness on memory performance and secondary task costs. *Journal of Experimental Psychology: Learning, Memory, and Cognition, 31,* 520–537.

Naveh-Benjamin, M., Hussain, Z., Guez, J., & Bar-On, M. (2003). Adult age differences in episodic memory: Further support for an associative-deficit hypothesis. *Journal of Experimental Psychology: Learning, Memory, and Cognition, 29,* 826–837.

Neal, M. B., & Hammer, L. B. (2007). *Working couples caring for children and aging parents.* Mahwah, NJ: Erlbaum.

Needham, B. L., & Austin, E. L. (2010). Sexual orientation, parental support, and health during the transition to young adulthood. *Journal of Youth and Adolescence, 39,* 1189–1198.

Neff, K. D., & Helwig, C. C. (2002). A constructivist approach to understanding the development of reasoning about rights and authority within cultural contexts. *Cognitive Development, 17,* 1429–1450.

Neff, L. A., & Karney, B. R. (2008). Compassionate love in early marriage. In B. Fehr, S. Sprecher, & L. G. Underwood, (Eds.), *The science of compassionate love: Theory, research, and applications* (pp. 201–221). Malden, MA: Wiley-Blackwell.

Neimeyer, R., Currier, J. M., Coleman, R., Tomer, A., & Samuel, E. (2011). Confronting suffering and death at the end of life: The impact of religiosity, psychosocial factors, and life regret among hospice patients. *Death Studies, 35,* 777–800.

Neimeyer, R. A. (Ed.). (1994). *Death anxiety handbook.* Washington, DC: Taylor & Francis.

Neimeyer, R. A. (2001). The language of loss: Grief therapy as a process of meaning reconstruction. In R. A. Neimeyer (Ed.), *Meaning reconstruction and the experience of loss* (pp. 261–292). Washington, DC: American Psychological Association.

Neimeyer, R. A., Burke, L. A., Mackay, M. M., & Stringer, J G. van D. (2010). Grief therapy and the reconstruction of meaning: From principles to practice. *Journal of Contemporary Psychotherapy, 40,* 73–83.

Neimeyer, R. A., & Van Brunt, D. (1995). Death anxiety. In H. Waas & R. A. Neimeyer (Eds.), *Dying: Facing the facts* (3rd ed., pp. 49–88). Washington, DC: Taylor & Francis.

Neitzel, C., & Stright, A. D. (2003). Mothers' scaffolding of children's problem solving: Establishing a foundation of academic self-regulatory competence. *Journal of Family Psychology, 17,* 147–159.

Nelson, C. A. (1995). The ontogeny of human memory: A cognitive neuroscience perspective. *Developmental Psychology, 31,* 723–738.

Nelson, C. A. (2001). The development and neural bases of face recognition. *Infant and Child Development, 10,* 3–18.

Nelson, C. A. (2002). Neural development and lifelong plasticity. In R. M. Lerner, F. Jacobs, & D. Wertlieb (Eds.), *Handbook of applied developmental science* (Vol. 1, pp. 31–60). Thousand Oaks, CA: Sage.

Nelson, C. A. (2007a). A developmental cognitive neuroscience approach to the study of atypical development: A model system involving infants of diabetic mothers. In D. Coch, G. Dawson, & K. W. Fischer (Eds.), *Human behavior, learning, and the developing brain: Atypical development* (pp. 1–27). New York: Guilford.

Nelson, C. A. (2007b). A neurobiological perspective on early human deprivation. *Child Development Perspectives, 1,* 13–18.

Nelson, C. A. (2011). Neural development and lifelong plasticity. In D. P. Keating (Ed.), *Nature and nurture in early child development* (pp. 45–69). New York: Cambridge University Press.

Nelson, C. A., & Bosquet, M. (2000). Neurobiology of fetal and infant development: Implications for infant mental health. In C. H. Zeanah, Jr. (Ed.), *Handbook of infant mental health* (2nd ed., pp. 37–59). New York: Guilford.

Nelson, C. A., Thomas, K. M., & de Haan, M. (2006). Neural bases of cognitive development. In D. Kuhn & R. Siegler (Eds.), *Handbook of child psychology: Vol. 2. Cognition, perception, and language* (6th ed., pp. 3–57). Hoboken, NJ: Wiley.

Nelson, C. A., Zeanah, C. H., Fox, N. A., Marshall, P. J., Smyke, A. T., & Guthrie, D. (2007). Cognitive recovery in socially deprived young children: The Bucharest Early Intervention Project. *Science, 318,* 1937–1940.

Nelson, D. A., & Coyne, S. M. (2009). Children's intent attributions and feelings of distress: Associations with maternal and paternal parenting practices. *Journal of Abnormal Child Psychology, 37,* 223–237.

Nelson, D. A., Hart, C. H., Yang, C., Olsen, J. A., & Jin, S. (2006a). Aversive parenting in China: Associations with child physical and relational aggression. *Child Development, 77,* 554–572.

Nelson, D. A., Nelson, L. J., Hart, C. H., Yang, C., & Jin, S. (2006b). Parenting and peer-group behavior in cultural context. In X. Chen, D. French, & B. Schneider (Eds.), *Peer relations in cultural context* (pp. 213–246). New York: Cambridge University Press.

Nelson, D. A., Robinson, C. C., & Hart, C. H. (2005). Relational and physical aggression of preschool-age children: Peer status linkages across informants. *Early Education and Development, 16,* 115–139.

Nelson, H. D. (2008). Menopause. *Lancet, 371,* 760–770.

Nelson, K. (2003). Narrative and the emergence of a consciousness of self. In G. D. Fireman & T. E. McVay, Jr. (Eds.). *Narrative and consciousness: Literature, psychology, and the brain* (pp. 17–36). London: Oxford University Press.

Nelson, L. J. (2009). An examination of emerging adulthood in Romanian college students. *International Journal of Behavioral Development, 33,* 402–411.

Nelson, L. J., & Barry, C. M. (2005). Distinguishing features of emerging adulthood: The role of self-classification as an adult. *Journal of Adolescent Research, 20,* 242–262.

Nelson, L. J., & Chen, X. (2007). Emerging adulthood in China: The role of social and cultural factors. *Child Development Perspectives, 1,* 86–91.

Nelson, L. J., Padilla-Walker, L. M., Carroll, J. S., Madsen, S. D., Barry, C. M., & Badger, S. (2007). "If you want me to treat you like an adult, start acting like one!" Comparing the criteria that emerging adults and their parents have for adulthood. *Journal of Family Psychology, 21,* 665–674.

Nelson, L. J., Padilla-Walker, L. M., Christensen, K. J., Evans, C. A., & Carroll, J. S. (2011). Parenting in emerging adulthood: An examination of parenting clusters and correlates. *Journal of Youth and Adolescence, 40,* 730–743.

Nemet, D., Barkan, S., Epstein, Y., Friedland, O., Kowen, G., & Eliakim, A. (2005). Short- and long-term beneficial effects of a combined dietary–behavioral–physical activity intervention for the treatment of childhood obesity. *Pediatrics, 115,* e443–e449.

Nepomnyaschy, L., & Waldfogel, J. (2007). Paternity leave and fathers' involvement with their young children. *Community, Work and Family, 10,* 427–453.

Nerenberg, L. (2010). Elder abuse prevention: A review of the field. In J. C. Cavanaugh & C. K. Cavanaugh (Eds.), *Aging in America. Vol. 3: Societal issues* (pp. 53–80). Santa Barbara, CA: Praeger.

Neri, Q., Takeuchi, T., & Palermo, G. D. (2008). An update of assisted reproductive technologies in the United States. *Annals of the New York Academy of Sciences, 1127,* 41–48.

Nesdale, D., Durkin, K., Maas, A., & Griffiths, J. (2004). Group status, outgroup ethnicity, and children's ethnic attitudes. *Applied Developmental Psychology, 25,* 237–251.

Nesdale, D., Durkin, K., Maas, A., & Griffiths, J. (2005). Threat, group identification, and children's ethnic prejudice. *Social Development, 14,* 189–205.

Nettelbeck, T., & Burns, N. R. (2010). Processing speed, working memory and reasoning ability from childhood to old age. *Personality and Individual Differences, 48,* 379–384.

Netz, Y., Wu, M.-J., Becker, B. J., & Tenenbaum, G. (2005). Physical activity and psychological well-being in advanced age: A meta-analysis of intervention studies. *Psychology and Aging, 20,* 272–284.

Neugarten, B. L. (1968a). Adult personality: Toward a psychology of the life cycle. In B. Neugarten (Ed.), *Middle age and aging* (pp. 137–147). Chicago: University of Chicago Press.

Neugarten, B. L. (1968b). The awareness of middle aging. In B. L. Neugarten (Ed.), *Middle age and aging* (pp. 93–98). Chicago: University of Chicago Press.

Neugarten, B. L. (1979). Time, age, and the life cycle. *American Journal of Psychiatry, 136,* 887–894.

Neuhouser, M. L., Wasserthel-Smoller, S., Thomson, C., Aragaki, A., Anderson, G. L., & Manson, J. E. (2009). Multivitamin use and risk of cancer and cardiovascular disease in the Women's Health Initiative cohorts. *Archives of Internal Medicine, 169,* 294–304.

Neuman, S. B. (2003). From rhetoric to reality: The case for high-quality compensatory prekindergarten programs. *Phi Delta Kappan, 85*(4), pp. 286–291.

Neville, H. J., & Bavelier, D. (2002). Human brain plasticity: Evidence from sensory deprivation and altered language experience. In M. A. Hofman, G. J. Boer, A. J. G. D. Holtmaat, E. J. W. van Someren, J. Berhaagen, & D. F. Swaab (Eds.), *Plasticity in the adult brain: From genes to neurotherapy* (pp. 177–188). Amsterdam: Elsevier Science.

Newbury, J. (2011). The drama of end of life care at home. *Nursing Times, 107*(11), 20–23.

Newcomb, A. F., Bukowski, W. M., & Pattee, L. (1993). Children's peer relations: A meta-analytic review of popular, rejected, neglected, controversial, and average sociometric status. *Psychological Bulletin, 113,* 99–128.

Newcomb, M. D., Abbott, R. D., Catalano, R. F., Hawkins, J. D., Battin-Pearson, S., & Hill, K. (2002). Mediational and deviance theories of late high school failure: Process roles of structural strains, academic competence, and general versus specific problem behavior. *Journal of Counseling Psychology, 49,* 172–186.

Newcombe, N. S. (2007). Taking science seriously: Straight thinking about spatial sex differences. In S. J. Ceci & W. M. Williams (Eds.), *Why aren't more women in science?* (pp. 69–77). Washington, DC: American Psychological Association.

Newcombe, N. S., & Huttenlocher, J. (2006). Development of spatial cognition. In D. Kuhn & R. Siegler (Eds.), *Handbook of child psychology: Vol. 2. Cognition, perception, and language* (6th ed., pp. 734–776). Hoboken, NJ: Wiley.

Newcombe, N. S., Sluzenski, J., & Huttenlocher, J. (2005). Preexisting knowledge versus on-line learning: What do young infants really know about spatial location? *Psychological Science, 16,* 222–227.

Newland, L. A., Coyl, D. D., & Freeman, H. (2008). Predicting preschoolers' attachment security from fathers' involvement, internal working models, and use of social support. *Early Child Development and Care, 178,* 785–801.

Newnham, C. A., Milgrom, J., & Skouteris, H. (2009). Effectiveness of a modified mother–infant transaction program on outcomes for preterm infants from 3 to 24 months of age. *Infant Behavior and Development, 32,* 17–26.

Newport, E. L. (1991). Contrasting conceptions of the critical period for language. In S. Cary & R. Gelman (Eds.), *The epigenesis of mind: Essays on biology and cognition* (pp. 111–130). Hillsdale, NJ: Erlbaum.

Newsom, J. T. (1999). Another side to caregiving: Negative reactions to being helped. *Current Directions in Psychological Science, 8,* 183–187.

Newsom, J. T., & Schulz, R. (1998). Caregiving from the recipient's perspective: Negative reactions to being helped. *Health Psychology, 17,* 172–181.

Newton, N. J., & Stewart, A. J. (2010). The middle ages: Change in women's personalities and social roles. *Psychology of Women Quarterly, 34,* 75–84.

Newton, N. J., & Stewart, A. J. (2012). Personality development in adulthood. In S. K. Whitbourne & M. J. Sliwinski (Eds.), *Wiley-Blackwell handbook of adulthood and aging* (pp. 211–235). Malden, MA: Wiley-Blackwell.

Ng, F. F., Pomerantz, E. M., & Lam, S. (2007). European American and Chinese parents' responses to children's success and failure: Implications for children's responses. *Developmental Psychology, 43,* 1239–1255.

Ng, T. W. H., & Feldman, D. C. (2008). The relationship of age to ten dimensions of job performance. *Journal of Applied Psychology, 93,* 392–423.

Ngata, P. (2004). Death, dying, and grief: A Maori perspective. In J. D. Morgan & P. Laungani (Eds.), *Death and bereavement around the world: Vol. 4. Asia, Australia, and New Zealand* (pp. 95–99). Amityville, NY: Baywood.

Nguyen, U.-S. D. T., Rothman, K. J., Demissie, S., Jackson, D. J., Lang, J. M., & Ecker, J. L. (2010). Epidural analgesia and risks of cesarean and operative vaginal deliveries in nulliparous and multiparous women. *Maternal and Child Health Journal, 14,* 705–712.

NHPCO (National Hospice and Palliative Care Organization). (2005). 83% of Americans want to die at home. Retrieved from www.nhpco.org/templates/1/homepage.cfm

NHPCO (National Hospice and Palliative Care Organization). (2012). *Hospice care in America.* Retrieved from www.nhpco.org/sites/default/files/public/Statistics_Research/2012_Facts_Figures.pdf

Ni, Y. (1998). Cognitive structure, content knowledge, and classificatory reasoning. *Journal of Genetic Psychology, 159,* 280–296.

Niccolai, L. M., Ethier, K. A., Kershaw, T. S., Lewis, J. B., Meade, C. S., & Ickovics, J. R. (2004). New sex partner acquisition and sexually transmitted disease risk among adolescent females. *Journal of Adolescent Health, 34,* 216–223.

NICHD (National Institute of Child Health and Human Development) Early Child Care Research Network. (1997). The effects of infant child care on infant–mother attachment security: Results of the NICHD Study of Early Child Care. *Child Development, 68,* 860–879.

NICHD (National Institute of Child Health and Human Development) Early Child Care Research Network. (1998). Relations between family predictors and child outcomes: Are they weaker for children in child care? *Developmental Psychology, 34,* 1119–1128.

NICHD (National Institute of Child Health and Human Development) Early Child Care Research Network. (1999). Child care and mother–child interaction in the first 3 years of life. *Developmental Psychology, 35,* 1399–1413.

NICHD (National Institute of Child Health and Human Development) Early Child Care Research Network. (2000a). Characteristics and quality of child care for toddlers and preschoolers. *Applied Developmental Science, 4,* 116–135.

NICHD (National Institute of Child Health and Human Development) Early Child Care Research Network. (2000b). The relation of child care to cognitive and language development. *Child Development, 71,* 960–980.

NICHD (National Institute of Child Health and Human Development) Early Child Care Research Network. (2001). Before Head Start: Income and ethnicity, family characteristics, child care experiences, and child development. *Early Education and Development, 12,* 545–575.

NICHD (National Institute of Child Health and Human Development) Early Child Care Research Network. (2002a). Child-care structure → process → outcome: Direct and indirect effects of childcare quality on young children's development. *Psychological Science, 13,* 199–206.

NICHD (National Institute of Child Health and Human Development) Early Child Care Research Network. (2002b). The interaction of child care and family risk in relation to child development at 24 and 36 months. *Applied Developmental Science, 6,* 144–156.

NICHD (National Institute of Child Health and Human Development) Early Child Care Research Network. (2003a). Does amount of time spent in child care predict socioemotional adjustment during the transition to kindergarten? *Child Development, 74,* 976–1005.

NICHD (National Institute of Child Health and Human Development) Early Child Care Research Network. (2003b). Does quality of child care affect child outcomes at age 4½? *Developmental Psychology, 39,* 451–469.

NICHD (National Institute of Child Health and Human Development) Early Child Care Research Network. (2004). Trajectories of physical aggression from toddlerhood to middle childhood. *Monographs of the Society for Research in Child Development, 69*(4, Serial No. 278).

NICHD (National Institute of Child Health and Human Development) Early Child Care Research Network. (2006). Child-care effect sizes for the NICHD Study of Early Child Care and Youth Development. *American Psychologist, 61,* 99–116.

Nichols, W. C., & Pace-Nichols, M. A. (2000). Childless married couples. In W. C. Nichols, M. A. Pace-Nichols, D. S. Becvar, & A. Y. Napier (Eds.), *Handbook of family development and intervention* (pp. 171–188). New York: Wiley.

Nicholson, J. M., Sanders, M. R., Halford, W. K., Phillips, M., & Whitton, S. W. (2008). The prevention and treatment of children's adjustment problems in stepfamilies. In J. Pryor (Ed.), *International handbook of stepfamilies: Policy and practice in legal, research, and clinical environments* (pp. 485–521). Hoboken, NJ: Wiley.

Nickman, S. L., Rosenfeld, A. A., Fine, P., MacIntyre, J. C., Pilowsky, D. J., & Howe, R. A. (2005). Children in adoptive families: Overview and update. *Journal of the American Academy of Child and Adolescent Psychiatry, 44,* 987–995.

Niehaus, M. D., Moore, S. R., Patrick, P. D., Derr, L. L., Lorntz, B., Lima, A. A., & Gurerrant, R. L. (2002). Early childhood diarrhea is associated with diminished cognitive function 4 to 7 years later in children in a northeast Brazilian shanty-town. *American Journal of Tropical Medicine and Hygiene, 66,* 590–593.

Nielsen, L. S., Danielsen, K. V., & Sørensen, T. I. (2011). Short sleep duration as a possible cause of obesity: Critical analysis of the epidemiological evidence. *Obesity Reviews, 12,* 78–92.

Nielsen, N. M., Hansen, A. V., Simonsen, J., & Hviid, A. (2011). Prenatal stress and risk of infectious diseases in offspring. *American Journal of Epidemiology, 173,* 990–997.

Nielsen, S. J., & Popkin, B. M. (2003). Patterns and trends in food portion sizes. *Journal of the American Medical Association, 289,* 450–453.

Nielson, D. (2012). Discussing death with pediatric patients: Implications for nurses. *Journal of Pediatric Nursing, 27,* e59–e64.

Nievar, M. A., & Becker, B. J. (2008). Sensitivity as a privileged predictor of attachment: A second

perspective on De Wolff & van IJzendoorn's meta-analysis. *Social Development, 17,* 102–114.
Nippold, M. A., Taylor, C. L., & Baker, J. M. (1996). Idiom understanding in Australian youth: A cross-cultural comparison. *Journal of Speech and Hearing Research, 39,* 442–447.
Nisbett, R. E. (2009). *Intelligence and how to get it.* New York: Norton.
Nishitani, S., Miyamura, T., Tagawa, M., Sumi, M., Takase, R., Doi, H., et al. (2009). The calming effect of a maternal breast milk odor on the human newborn infant. *Neuroscience Research, 63,* 66–71.
Noble, K. G., Fifer, W. P., Rauh, V. A., Nomura, Y., & Andrews, H. F. (2012). Academic achievement varies with gestational age among children born at term. *Pediatrics, 130,* e257–e264.
Noble, K. G., McCandliss, B. D., & Farah, M. J. (2007). Socioeconomic gradients predict individual differences in neurocognitive abilities. *Developmental Science, 10,* 464–480.
Noguera, P. (2010, June 14). A new vision for school reform. *The Nation,* pp. 11–14.
Noice, H., & Noice, T. (2006). What studies of actors and acting can tell us about memory and cognitive functioning. *Current Directions in Psychological Science, 15,* 14–18.
Noice, H., Noice, T., & Staines, G. (2004). A short-term intervention to enhance cognitive and affective functioning in older adults. *Journal of Aging and Health, 16,* 562–585.
Nolen-Hoeksema, S. (2006). The etiology of gender differences in depression. In C. M. Mazure & G. Puryear (Eds.), *Understanding depression in women: Applying empirical research to practice and policy* (pp. 9–43). Washington, DC: American Psychological Association.
Nolen-Hoeksema, S., & Aldao, A. (2011). Gender and age differences in emotion regulation and their relationship to depressive symptoms. *Personality and Individual Differences, 51,* 704–708.
Noller, P., Feeney, J. A., Sheehan, G., Darlington, Y., & Rogers, C. (2008). Conflict in divorcing and continuously married families: A study of marital, parent–child and sibling relationships. *Journal of Divorce and Remarriage, 49,* 1–24.
Nomaguchi, K. M., & Brown, S. L. (2011). Parental strains and rewards among mothers: The role of education. *Journal of Marriage and Family, 73,* 621–636.
Nomaguchi, K. M., & Milkie, M. A. (2003). Costs and rewards of children: The effects of becoming a parent on adults' lives. *Journal of Marriage and Family, 65,* 356–374.
Noppe, I. C., & Noppe, L. D. (1997). Evolving meanings of death during early, middle, and later adolescence. *Death Studies, 21,* 253–275.
Noppe, L. D., & Noppe, I. C. (1996). Ambiguity in adolescent understandings of death. In C. A. Corr & D. E. Balk (Eds.), *Handbook of adolescent death and bereavement* (pp. 25–41). New York: Springer.
Nordhus, I. H. (2008). Manifestations of depression and anxiety in older adults. In B. Woods & L. Clare (Eds.), *Handbook of the clinical psychology of ageing* (pp. 97–110). Hoboken, NJ: Wiley-Interscience.
Nosarti, C., Walshe, M., Rushe, T. M., Rifkin, L., Wyatt, J., Murray, R. M., et al. (2011). Neonatal ultrasound results following very preterm birth predict adolescent behavioral and cognitive outcome. *Developmental Neuropsychology, 36,* 118–135.
Nosek, B. A., Smyth, F. L., Siriram, N., Lindner, N. M., Devos, T., Ayala, A., et al. (2009). National differences in gender–science stereotypes predict national sex differences in science and math achievement. *Proceedings of the National Academy of Sciences, 106,* 10593–10597.
Noterdaeme, M., Mildenberger, K., Minow, F., & Amorosa, H. (2002). Evaluation of neuromotor deficits in children with autism and children with a specific speech and language disorder. *European Child and Adolescent Psychiatry, 11,* 219–225.
Nucci, L. (2008). *Nice is not enough: Facilitating moral development.* Upper Saddle River, NJ: Prentice Hall.
Nucci, L. P. (1996). Morality and the personal sphere of action. In E. Reed, E. Turiel, & T. Brown (Eds.), *Values and knowledge* (pp. 41–60). Hillsdale, NJ: Erlbaum.
Nucci, L. P. (2001). *Education in the moral domain.* New York: Cambridge University Press.
Nucci, L. P. (2002). The development of moral reasoning. In U. Goswami (Ed.), *Blackwell handbook of childhood cognitive development* (pp. 303–325). Malden, MA: Blackwell.
Nucci, L. P. (2005). Culture, context, and the psychological sources of human rights concepts. In W. Edelstein & G. Nunner-Winkler (Eds.), *Morality in context* (pp. 365–394). Amsterdam, Netherlands: Elsevier.
Nuland, S. B. (1993). *How we die.* New York: Random House.
Numan, M., & Insel, T. (2003). *Neurobiology of parental behavior.* New York: Springer-Verlag.
Nunez-Smith, M., Wolf, E., Huang, H. M., Chen, P. G., Lee, L., Emanuel, E. J., et al. (2008). *The impact of media on child and adolescent health.* Retrieved from www.commonsensemedia.org/sites/default/files/media_child_health_exec_summary_0.pdf
Nuttall, R. L., Casey, M. B., & Pezaris, E. (2005). Spatial ability as a mediator of gender differences on mathematics tests: A biological–environmental framework. In A. M. Gallagher & J. C. Kaufman (Eds.), *Gender differences in mathematics: An integrated psychological approach* (pp. 121–142). New York: Cambridge University Press.
Nye, B., Hedges, L. V., & Konstantopoulos, S. (2001). Are effects of small classes cumulative? Evidence from a Tennessee experiment. *Journal of Educational Research, 94,* 336–345.

O

Oakes, L. M., Coppage, D. J., & Dingel, A. (1997). By land or by sea: The role of perceptual similarity in infants' categorization of animals. *Developmental Psychology, 33,* 396–407.
Oakes, L. M., Horst, J. S., Kovack-Lesh, K. A., & Perone, S. (2009). How infants learn categories. In A. Woodward & A. Needham (Eds.), *Learning and the infant mind* (pp. 144–171). New York: Oxford University Press.
Oberecker, R., & Friederici, A. D. (2006). Syntactic event-related potential components in 24-month-olds' sentence comprehension. *NeuroReport, 17,* 1017–1021.
Oberecker, R., Friedrich, M., & Friederici, A. D. (2005). Neural correlates of syntactic processing in two-year-olds. *Journal of Cognitive Neuroscience, 17,* 1667–1678.
Obermeyer, C. M. (2000). Menopause across cultures: A review of the evidence. *Menopause, 7,* 184–192.
Obradović, J., Long, J. D., Cutuli, J. J., Chan, C. K., Hinz, E., Heistad, D., & Masten, A. S. (2009). Academic achievement of homeless and highly mobile children in an urban school district: Longitudinal evidence on risk, growth, and resilience. *Development and Psychopathology, 21,* 493–518.
Obradović, J., & Masten, A. S. (2007). Developmental antecedents of young adult civic engagement. *Applied Developmental Science, 11,* 2–19.
O'Brien, M. A., Hsing, C., & Konrath, S. (2010, May). *Empathy is declining in American college students.* Poster presented at the annual meeting of the Association for Psychological Science, Boston.
O'Connor, A. R., Stephenson, T., Johnson, A., Tobin, M. J., Ratib, S., Ng, Y., & Fielder, A. R. (2002). Long-term ophthalmic outcome of low birth weight children with and without retinopathy of prematurity. *Pediatrics, 109,* 12–18.
O'Connor, E., & McCartney, K. (2007). Examining teacher–child relationships and achievement as part of an ecological model of development. *American Educational Research Journal, 44,* 340–369.
O'Connor, P. (2003). Dying in the hospital. In I. Corless, B. B. Germino, & M. A. Pitman (Eds.), *Dying, death, and bereavement: A challenge for the living* (2nd ed., pp. 87–103). New York: Springer.
O'Connor, P. G. (2012). Alcohol abuse and dependence. In L. Goldman & D. A. Ausiello (Eds.), *Cecil Medicine* (23rd ed.), Philadelphia, PA: Elsevier.
O'Connor, T. G., Rutter, M., Beckett, C., Keaveney, L., Dreppner, J. M., & the English and Romanian Adoptees Study Team. (2000). The effects of global severe privation on cognitive competence: Extension and longitudinal follow-up. *Child Development, 71,* 376–390.
O'Dea, J. A. (2003). Why do kids eat healthful food? Perceived benefits of and barriers to healthful eating and physical activity among children and adolescents. *Journal of the American Dietetic Association, 103,* 497–501.
OECD (Organisation for Economic Cooperation and Development). (2006). *Starting strong II: Early childhood education and care.* Paris: OECD Publishing. Retrieved from www.sourceoecd.org/education/9264035451
OECD (Organisation for Economic Cooperation and Development). (2010a). *Education at a glance 2010: OECD indicators*. Paris: Author. Retrieved from www.oecd.org/document/52/0,3746,en_2649_39263238_45897844_1_1_1_1,00.html
OECD (Organisation for Economic Cooperation and Development). (2010b). *OECD Health data: 2010.* Retrieved from www.oecd.org/document/44/0,3746,en_2649_37407_2085228_1_1_1_37407,00.html
OECD (Organisation for Economic Cooperation and Development). (2011a). *Education at a glance 2011: OECD indicators.* Paris: Author.
OECD (Organisation for Economic Cooperation and Development). (2011b). *OECD health data 2011.* Retrieved from stats.oecd.org/index.aspx?DataSetCode=HEALTH_STAT
OECD (Organisation for Economic Cooperation and Development). (2012a). *Education at a glance 2012: OECD indicators.* Paris: Author.
OECD (Organisation for Economic Cooperation and Development). (2012b). *Health data: 2012.* Retrieved from www.oecd.org/health/healthpoliciesanddata/oecdhealthdata2012.htm
Ogan, A., & Berk, L. E. (2009, April). *Effects of two approaches to make-believe play training on self-regulation in Head Start children.* Paper presented at the biennial meeting of the Society for Research in Child Development, Denver, CO.
Ogawa, J. R., Sroufe, L. A., Weinfield, N. S., Carlson, E. A., & Egeland, B. (1997). Development and the fragmented self: Longitudinal study of dissociative symptomatology in a nonclinical sample. *Development and Psychopathology, 9,* 855–879.
Ogbu, J. U. (2003). *Black American students in an affluent suburb: A study of academic disengagement.* Mahwah, NJ: Erlbaum.
Ogden, C. L., Carroll, M. D., Curtin, L. R., Lamb, M. M., & Flegal, K. M. (2010). Prevalence of high body mass index in U.S. children and adolescents, 2007–2008. *Journal of the American Medical Association, 303,* 242–249.
Oh, J.-H., & Kim, S. (2009). Aging, neighborhood attachment, and fear of crime: Testing reciprocal effects. *Journal of Community Psychology, 37,* 21–40.
O'Halloran, C. M., & Altmaier, E. M. (1996). Awareness of death among children: Does a life-threatening illness alter the process of discovery? *Journal of Counseling and Development, 74,* 259–262.
Ohannessian, C. M., & Hesselbrock, V. M. (2008). Paternal alcoholism and youth substance abuse: The

indirect effects of negative affect, conduct problems, and risk taking. *Journal of Adolescent Health, 42,* 198–200.

Ohgi, S., Arisawa, K., Takahashi, T., Kusumoto, T., Goto, Y., Akiyama, T., & Saito, H. (2003a). Neonatal behavioral assessment scale as a predictor of later developmental disabilities of low-birth-weight and/or premature infants. *Brain and Development, 25,* 313–321.

Ohgi, S., Takahashi, T., Nugent, J. K., Arisawa, K., & Akiyama, T. (2003b). Neonatal behavioral characteristics and later behavioral problems. *Clinical Pediatrics, 42,* 679–686.

Ohlemiller, K. K. (2008). Recent findings and emerging questions in cochlear noise injury. *Hearing Research, 245,* 5–17.

Okagaki, L., & Sternberg, R. J. (1993). Parental beliefs and children's school performance. *Child Development, 64,* 36–56.

Okami, P., Weisner, T., & Olmstead, R. (2002). Outcome correlates of parent–child bedsharing: An eighteen-year longitudinal study. *Developmental and Behavioral Pediatrics, 23,* 244–253.

Okamoto, K., & Tanaka, Y. (2004). Subjective usefulness and 6-year mortality risks among elderly persons in Japan. *Journal of Gerontology, 59B,* P246–P249.

O'Keefe, M. J., O'Callaghan, M., Williams, G. M., Najman, J. M., & Bor, W. (2003). Learning, cognitive, and attentional problems in adolescents born small for gestational age. *Pediatrics, 112,* 301–307.

O'Laughlin, E. M., & Anderson, V. N. (2001). Perceptions of parenthood among young adults: Implications for career and family planning. *American Journal of Family Therapy, 29,* 95–108.

Old, S. R., & Naveh-Benjamin, M. (2008a). Age-related changes in memory: Experimental approaches. In S. M. Hofer & D. F. Alwin (Eds.), *Handbook of cognitive aging: Interdisciplinary perspectives* (pp. 151–167). Thousand Oaks, CA: Sage.

Olds, D. L., Kitzman, H., Cole, R., Robinson, J., Sidora, K., Luckey, D. W., et al. (2004). Effects of nurse home-visiting on maternal life course and child development: Age 6 follow-up results of a randomized trial. *Pediatrics, 114,* 1550–1559.

Olds, D. L., Kitzman, H., Hanks, C., Cole, R., Anson, E., Sidora-Arcoleo, K., et al. (2007). Effects of nurse home visiting on maternal and child functioning: Age-9 follow-up of a randomized trial. *Pediatrics, 120,* e832–e845.

Olds, D. L., Robinson, J., O'Brien, R., Luckey, D. W., Pettitt, L. M., Henderson, C. R., Jr., et al. (2002). Home visiting by paraprofessionals and by nurses: A randomized, controlled trial. *Pediatrics, 110,* 486–496.

Olfman, S., & Robbins, B. D. (Eds.). (2012). *Drugging our children.* New York: Praeger.

Olineck, K. M., & Poulin-Dubois, D. (2007). Imitation of intentional actions and internal state language in infancy predict preschool theory of mind skills. *European Journal of Developmental Psychology, 4,* 14–30.

Olineck, K. M., & Poulin-Dubois, D. (2009). Infants' understanding of intention from 10 to 14 months: Interrelations among violation of expectancy and imitation tasks. *Infant Behavior and Development, 32,* 404–415.

Oliveira, F. L., Patin, R. V., & Escrivao, M. A. (2010). Atherosclerosis prevention and treatment in children and adolescents. *Expert Review of Cardiovascular Therapy, 8,* 513–528.

Ollendick, T. H., King, N. J., & Muris, P. (2002). Fears and phobias in children: Phenomenology, epidemiology, and aetiology. *Child and Adolescent Mental Health, 7,* 98–106.

Ollendick, T. H., Yang, B., King, N. J., Dong, Q., & Akande, A. (1996). Fears in American, Australian, Chinese, and Nigerian children and adolescents: A cross-cultural study. *Journal of Child Psychology and Psychiatry, 37,* 213–220.

Oller, D. K. (2000). *The emergence of the speech capacity.* Mahwah, NJ: Erlbaum.

Olshansky, S. J. (2011). Trends in longevity and prospects for the future. In R. H. Binstock & L. K. George (Eds.), *Handbook of aging and the social sciences* (7th ed., pp. 47–56). San Diego, CA: Academic Press.

Olshansky, S. J., Hayflick, L., & Perls, T. T. (2004). Antiaging medicine: The hype and the reality—Part II. *Journal of Gerontology, 59A, 649*–651.

Olson, D., Sikka, R. S., Hayman, J., Novak, M., & Stavig, C. (2009). Exercise in pregnancy. *Current Sports Medicine Reports, 8,* 147–153.

O'Malley, P. (2006). Viagra and vision loss: What is known and unknown. *Clinical Nurse Specialist, 20,* 227–228.

Omar, H., McElderry, D., & Zakharia, R. (2003). Educating adolescents about puberty: What are we missing? *International Journal of Adolescent Medicine and Health, 15,* 79–83.

Ondrusek, N., Abramovitch, R., Pencharz, P., & Koren, G. (1998). Empirical examination of the ability of children to consent to clinical research. *Journal of Medical Ethics, 24,* 158–165.

O'Neill, M., Bard, K. A., Kinnell, M., & Fluck, M. (2005). Maternal gestures with 20-month-old infants in two contexts. *Developmental Science, 8,* 352–359.

O'Neill, R., Welsh, M., Parke, R. D., Wang, S., & Strand, C. (1997). A longitudinal assessment of the academic correlates of early peer acceptance and rejection. *Journal of Clinical Child Psychology, 26,* 290–303.

Ong, A. D., Bergeman, C. S., & Bisconti, T. L. (2004). The role of daily positive emotions during conjugal bereavement. *Journal of Gerontology, 59B,* 168–176.

Ong, A. D., Mroczek, D. K., & Riffin, C. (2011). The health significance of positive emotions in adulthood and later life. *Social and Personality Psychology Compass, 5/8,* 538–551.

Ong, W., Allison, J., & Haladyna, T. M. (2000). Student achievement of third graders in comparable single-age and multiage classrooms. *Journal of Research in Childhood Education, 14,* 205–215.

Ontai, L. L., & Thompson, R. A. (2008). Attachment, parent–child discourse and theory-of-mind development. *Social Development, 17,* 47–60.

Onwuteaka-Philipsen, B. D., van der Heide, A., Muller, M. T., Rurup, M., Rietjens, J. A. C., & Georges, J.-J. (2005). Dutch experience of monitoring euthanasia. *British Medical Journal, 331,* 691–693.

Ophir, E., Nass, C., & Wagner, A. D. (2009). Cognitive control in media multitaskers. *Proceedings of the National Academy of Sciences, 106,* 15583–15587.

Oosterwegel, A., & Oppenheimer, L. (1993). *The self-system: Developmental changes between and within self-concepts.* Hillsdale, NJ: Erlbaum.

Opinion Research Corporation. (2009). *American teens say they want quality time with parents.* Retrieved from www.napsnet.com/pdf_archive/47/68753.pdf

O'Rahilly, R., & Müller, F. (2001). *Human embryology and teratology.* New York: Wiley-Liss.

Orbio de Castro, B., Veerman, J. W., Koops, W., Bosch, J. D., & Monshouwer, H. J. (2002). Hostile attribution of intent and aggressive behavior: A meta-analysis. *Child Development, 73,* 916–934.

Ordonana, J. R., Caspi, A., & Moffitt, T. E. (2008). Unintentional injuries in a twin study of preschool children: Environmental, not genetic risk factors. *Journal of Pediatric Psychology, 33,* 185–194.

Oregon Department of Human Services. (2009). *Death with Dignity Act annual report: 2008 summary.* Retrieved from oregon.gov/DHS/ph/pas/ar-index.shtml

Oregon Public Health Division. (2013). *Oregon's Death with Dignity Act—2012.* Retrieved from public.health.oregon.gov/ProviderPartnerResources/EvaluationResearch/DeathwithDignityAct/Documents/year15.pdf

O'Reilly, A. W. (1995). Using representations: Comprehension and production of actions with imagined objects. *Child Development, 66,* 999–1010.

Ormel, J., Petukhova, M., Chatterji, S., Aguilar-Gaxiola, S., Alonso, J., & Angermeyer, M. C. (2008). Disability and treatment of specific mental and physical disorders across the world. *British Journal of Psychiatry, 192,* 368–375.

Ornstein, P. A., Haden, C. A., & Elischberger, H. B. (2006). Children's memory development: Remembering the past and preparing for the future. In E. Bialystok & F. I. M. Craik (Eds.), *Lifespan cognition: Mechanisms of change* (pp. 143–161). New York: Oxford University Press.

O'Rourke, N., Cappeliez, P., & Claxton, A. (2011). Functions of reminiscence and the psychological well-being of young–old and older adults over time. *Aging and Mental Health, 15,* 272–281.

Orth, U., Robins, R. W., & Widaman, K. F. (2012). Life-span development of self-esteem and its effects on important life outcomes. *Personality Processes and Individual Differences, 102,* 1271–1288.

Orth, U., Trzesniewski, K. H., & Robins, R. W. (2010). Self-esteem development from young adulthood to old age: A cohort-sequential longitudinal study. *Journal of Personality and Social Psychology, 98,* 645–658.

Osherson, D. N., & Markman, E. M. (1975). Language and the ability to evaluate contradictions and tautologies. *Cognition, 2,* 213–226.

Ostir, G. V., Carlson, J. E., Black, S. A., Rudkin, L., Goodwin, J. S., & Markides, K. S. (1999). Disability in older adults 1: Prevalence, causes, and consequences. *Behavioral Medicine, 24,* 147–156.

Ostrov, J. M., Crick, N. R., & Stauffacher, K. (2006). Relational aggression in sibling and peer relationships during early childhood. *Applied Developmental Psychology, 27,* 241–253.

Ostrov, J. M., Gentile, D. A., & Crick, N. R. (2006). Media exposure, aggression, and prosocial behavior during early childhood: A longitudinal study. *Social Development, 15,* 612–627.

Oswald, F., Jopp, D., Rott, C., & Wahl, H.-W. (2010). Is aging in place a resource for or risk to life satisfaction? *Gerontologist, 51,* 238–250.

Oswald, F., & Wahl, H.-W. (2013). Creating and sustaining homelike places in residential living. In G. D. Rowles & M. Bernard (Eds.), *Environmental gerontology: Making meaningful places in old age* (pp. 53–78). New York: Springer.

Otis, N., Grouzet, F. M. E., & Pelletier, L. G. (2005). Latent motivational change in an academic setting: A three-year longitudinal study. *Journal of Educational Psychology, 97,* 170–183.

Otto, M. W., Henin, A., Hirshfeld-Becker, D. R., Pollack, M. H., Biederman, J., & Rosenbaum, J. (2007). Posttraumatic stress disorder symptoms following media exposure to tragic events: Impact of 9/11 on children at risk for anxiety disorders. *Journal of Anxiety Disorders, 21,* 888–902.

Oude, L. H., Baur, L., Jansen, H., Shrewsbury, V. A., O'Malley, C., Stolk, R. P., & Summerbell, C. D. (2009). Interventions for treating obesity in children. *Cochrane Database of Systematic Reviews, Issue 4.* Chichester, UK: Wiley.

Ouko, L. A., Shantikumar, K., Knezovich, J., Haycock, P., Schnugh, D. J., & Ramsay, M. (2009). Effect of alcohol consumption on CpG methylation in the differentially methylated regions of H19 and IG-DMR in male gametes: Implications for fetal alcohol spectrum disorders. *Alcoholism, Clinical and Experimental Research, 33,* 1615–1627.

Ovando, C. J., & Collier, V. P. (1998). *Bilingual and ESL classrooms: Teaching in multicultural contexts.* Boston: McGraw-Hill.

Overton, W. F. (2010). Life-span development: Concepts and issues. In W. F. Overton (Ed.), *Handbook of life-span development: Cognition, biology, and methods* (pp. 1–29). Hoboken, NJ: Wiley.

Owen, C. G., Whincup, P. H., Kaye, S. J., Martin, R. M., Smith, G. D., Cook, D. G., et al. (2008). Does initial breastfeeding lead to lower blood cholesterol in adult life? A quantitative review of the evidence. *American Journal of Clinical Nutrition, 88,* 305–314.

Owen-Kostelnik, J., Reppucci, N. D., & Meyer, J. R. (2006). Testimony and interrogation of minors: Assumptions about maturity and morality. *American Psychologist, 61,* 286–304.

Owsley, C. (2011). Aging and vision. *Vision Research, 51,* 1610–1622.

Oyserman, D., Bybee, D., Mowbray, C., & Hart-Johnson, T. (2005). When mothers have serious mental health problems: Parenting as a proximal mediator. *Journal of Adolescence, 28,* 443–463.

Özçaliskan, S. (2005). On learning to draw the distinction between physical and metaphorical motion: Is metaphor an early emerging cognitive and linguistic capacity? *Journal of Child Language, 32,* 291–318.

Özçaliskan, S., & Goldin-Meadow, S. (2005). Gesture is at the cutting edge of early language development. *Cognition, 96,* B101–B113.

Ozer, E. M., & Irwin, C. E., Jr. (2009). Adolescent and young adult health: From basic health status to clinical interventions. In R. M. Lerner & L. Steinberg (Eds.), *Handbook of adolescent psychology: Vol. 1. Individual bases of adolescent development* (pp. 618–641). Hoboken, NJ: Wiley.

P

Pacella, R., McLellan, M., Grice, K., Del Bono, E. A., Wiggs, J. L., & Gwiazda, J. E. (1999). Role of genetic factors in the etiology of juvenile-onset myopia based on a longitudinal study of refractive error. *Optometry and Vision Science, 76,* 381–386.

Padilla-Walker, L. M., & Nelson, L. J. (2012). Black Hawk down?: Establishing helicopter parenting as a distinct construct from other forms of parental control during emerging adulthood. *Journal of Adolescence, 35,* 1177–1190.

Padula, M. A., & Miller, D. L. (1999). Understanding graduate women's reentry experiences. *Psychology of Women Quarterly, 23,* 327–343.

Pagani, L. S., Japel, C., Vitaro, F., Tremblay, R. E., Larose, S., & McDuff, P. (2008). When predictions fail: The case of unexpected pathways toward high school dropout. *Journal of Social Issues, 64,* 175–193.

Pager, D., & Shepherd, H. (2008). The sociology of discrimination: Racial discrimination in employment, housing, credit, and consumer markets. *Annual Review of Sociology, 34,* 181–209.

Pager, D., Western, B., & Bonkowski, B. (2009), Discrimination in a low-wage labor market: A field experiment, *American Sociological Review, 74,* 777–799.

Paik, A. (2010). "Hookups," dating, and relationship quality: Does the type of sexual involvement matter? *Social Science Research, 39,* 739–753.

Painter, J. A., Allison, L., Dhingra, P., Daughtery, J., Cogdill, K., & Trujillo, L. G. (2012). Fear of falling and its relationship with anxiety, depression, and activity engagement among community-dwelling older adults. *American Journal of Occupational Therapy, 66,* 169–176.

Palincsar, A. S. (2003). Advancing a theoretical model of learning and instruction. In B. J. Zimmerman (Ed.), *Educational psychology: A century of contributions* (pp. 459–475). Mahwah, NJ: Erlbaum.

Palmore, E. (2001). The ageism survey: First findings. *Gerontologist, 41,* 572–575.

Palop, J. J., Chin, J., Roberson, E. D., Wang, J., Thwin, M. T., & Bien-Ly, N. (2007). Aberrant excitatory neuronal activity and compensatory remodeling of inhibitory hippocampal circuits in mouse models of Alzheimer's disease. *Neuron, 55,* 697–711.

Pan, B. A., & Snow, C. E. (1999). The development of conversation and discourse skills. In M. Barrett (Ed.), *The development of language* (pp. 229–249). Hove, UK: Psychology Press.

Pan, C. W. Ramamurthy, D., & Saw, S. M. (2012). Worldwide prevalence and risk factors for myopia. *Ophthalmic and Physiological Optics, 32,* 3–16.

Pan, H. W. (1994). Children's play in Taiwan. In J. L. Roopnarine, J. E. Johnson, & F. H. Hooper (Eds.), *Children's play in diverse cultures* (pp. 31–50). Albany, NY: SUNY Press.

Panish, J. B., & Stricker, G. (2002). Perceptions of childhood and adult sibling relationships. *NYS Psychologist, 14,* 33–36.

Papadakis, A. A., Prince, R. P., Jones, N. P., & Strauman, T. J. (2006). Self-regulation, rumination, and vulnerability to depression in adolescent girls. *Development and Psychopathology, 18,* 815–829.

Paquette, D. (2004). Theorizing the father–child relationship: Mechanisms and developmental outcomes. *Human Development, 47,* 193–219.

Paradis, J. (2007). Second language acquisition in childhood. In E. Hoff & M. Shatz (Eds.), *Blackwell handbook of language development* (pp. 387–405). Malden, MA: Blackwell.

Paradise, R., & Rogoff, B. (2009). Side by side: Learning by observing and pitching in. *Ethos, 27,* 102–138.

Paramei, G. V. (2012). Color discrimination across four life decades assessed by the Cambridge Color Test. *Journal of the Optical Society of America, 29,* A290–A297.

Parameswaran, G. (2003). Experimenter instructions as a mediator in the effects of culture on mapping one's neighborhood. *Journal of Environmental Psychology, 23,* 409–417.

Pardeck, J. T. (2005). An exploration of child maltreatment among homeless families: Implications for family policy. *Early Child Development and Care, 175,* 335–342.

Pardini, D. A., Fite, P. J., & Burke, J. D. (2008). Bidirectional associations between parenting practices and conduct problems in boys from childhood to adolescence: The moderating effect of age and African-American ethnicity. *Journal of Abnormal Child Psychology, 36,* 647–662.

Parent, A., Teilmann, G., Juul, A., Skakkebaek, N. E., Toppari, J., & Bourguingnon, J. (2003). The timing of normal puberty and the age limits of sexual precocity: Variations around the world, secular trends, and changes after migration. *Endocrine Reviews, 24,* 668–693.

Paris, S. G., & Paris, A. H. (2006). Assessments of early reading. In K. A. Renninger & I. E. Sigel (Eds.), *Handbook of child psychology: Vol. 4. Child psychology in practice* (6th ed., pp. 48–74). Hoboken, NJ: Wiley.

Park, D. C. (2002). Judging meaning improves function in the aging brain. *Trends in Cognitive Sciences, 6,* 227–229.

Park, D. C., Lautenschlager, G., Hedden, T., Davidson, N. S., Smith, A. D., & Smith, P. K. (2002). Models of visuospatial and verbal memory across the adult life span. *Psychology and Aging, 17,* 299–320.

Park, W. (2009). Acculturative stress and mental health among Korean adolescents in the United States. *Journal of Human Behavior in the Social Environment, 19,* 626–634.

Parke, R. D. (2002). Fathers and families. In M. H. Bornstein (Ed.), *Handbook of parenting: Vol. 3* (2nd ed., pp. 27–73). Mahwah, NJ: Erlbaum.

Parke, R. D., & Buriel, R. (2006). Socialization in the family: Ethnic and ecological perspectives. In N. Eisenberg (Ed.), *Handbook of child psychology: Vol. 3. Social, emotional, and personality development* (6th ed., pp. 429–504). Hoboken, NJ: Wiley.

Parke, R. D., Simpkins, S. D., McDowell, D. J., Kim, M., Killian, C., Dennis, J., Flyr, M. L., Wild, M., & Rah, Y. (2004b). Relative contributions of families and peers to children's social development. In P. K. Smith & C. H. Hart (Eds.), *Blackwell handbook of childhood social development* (pp. 156–177). Malden, MA: Blackwell.

Parker, F. L., Boak, A. Y., Griffin, K. W., Ripple, C., & Peay, L. (1999). Parent–child relationship, home learning environment, and school readiness. *School Psychology Review, 28,* 413–425.

Parker, J. G., Low, C. M., Walker, A. R., & Gamm, B. K. (2005). Friendship jealousy in young adolescents: Individual differences and links to sex, self-esteem, aggression, and social adjustment. *Developmental Psychology, 41,* 235–250.

Parker, P. D., Schoon, I., Tsai, Y-M., Nagy, G., Trautwein, U., & Eccles, J. (2012). Achievement, agency, gender, and socioeconomic background as predictors of postschool choices: A multicontext study. *Developmental Psychology, 48,* 1629–1642.

Parten, M. (1932). Social participation among preschool children. *Journal of Abnormal and Social Psychology, 27,* 243–269.

Pascalis, O., de Haan, M., & Nelson, C. A. (1998). Long-term recognition memory for faces assessed by visual paired comparison in 3- and 6-month-old infants. *Journal of Experimental Psychology: Learning, Memory, and Cognition, 24,* 249–260.

Pascalis, O., de Haan, M., & Nelson, C. A. (2002). Is face processing species-specific during the first year of life? *Science, 296,* 1321–1323.

Pascarella, E. T. (2001). Cognitive growth in college: Surprising and reassuring findings from the National Study of Student Learning. *Change, 22*(6), 20–27.

Pascarella, E. T., & Terenzini, P. T. (1991). *How college affects students.* San Francisco: Jossey-Bass.

Pascarella, E. T., & Terenzini, P. T. (2005). *How college affects students: Vol. 2. A third decade of research.* San Francisco: Jossey-Bass.

Pasterski, V. L., Geffner, M. E., Brain, C., Hindmarsh, P., & Brook, C. (2005). Prenatal hormones and postnatal socialization by parents as determinants of male-typical toy play in girls with congenital adrenal hyperplasia. *Child Development, 76,* 264–278.

Patel, K. V., Coppin, A. K., Manini, T. M., Lauretani, F., Bandinelli, S., Ferrucci, L., & Guralnik, J. M. (2006). Midlife physical activity and mobility in older age: The InCHIANTI Study. *American Journal of Preventive Medicine, 31,* 217–224.

Patock-Peckam, J. A., & Morgan-Lopez, A. A. (2009). Mediational links among parenting styles, perceptions of parental confidence, self-esteem, and depression on alcohol-related problems in emerging adulthood. *Journal of Studies on Alcohol and Drugs, 70,* 215–226.

Patrick, R. B., & Gibbs, J. C. (2011). Inductive discipline, parental expression of disappointed expectations, and moral identity in adolescence. *Journal of Youth and Adolescence, 41,* 973–983.

Pattenden, S., Antova, T., Neuberger, M., Nikiforov, B., De Sario, M., Grize, L., & Heinrich, J. (2006). Parental smoking and children's respiratory health: Independent effects of prenatal and postnatal exposure. *Tobacco Control, 15,* 294–301.

Patterson, C. J., & Riskind, R. G. (2010). To be a parent: Issues in family formation among gay and lesbian adults. *Journal of GLBT Family Studies, 6,* 326–340.

Patterson, G. R., & Fisher, P. A. (2002). Recent developments in our understanding of parenting: Bidirectional effects, causal models, and the search for parsimony. In M. H. Bornstein (Ed.), *Handbook of parenting* (Vol. 5, pp. 59–88). Mahwah, NJ: Erlbaum.

Patterson, G. R., & Yoerger, K. (2002). A developmental model for early-and late-onset delinquency. In J. B.

Reid & G. R. Patterson (Eds.), *Antisocial behavior in children and adolescents* (pp. 147–172). Washington, DC: American Psychological Association.
Paukner, A., Ferrari, P. F., & Suomi, S. J. (2011). Delayed imitation of lipsmacking gestures by infant rhesus macaques (*Macaca mulatta*). *PLoS ONE 6*(12), e28848.
Paul, J. J., & Cillessen, A. H. N. (2003). Dynamics of peer victimization in early adolescence: Results from a four-year longitudinal study. *Journal of Applied School Psychology, 19,* 25–43.
Pauli, S. A., Berga, S. L., Shang, W., & Session, D. R. (2009). Current status of the approach to assisted reproduction. *Pediatric Clinics of North America, 56,* 467–488.
Paulussen-Hoogeboom, M. C., Stams, G. J. J. M., Hermanns, J. M. A., & Peetsma, T. T. D. (2007). Child negative emotionality and parenting from infancy to preschool: A meta-analytic review. *Developmental Psychology, 43,* 438–453.
Payne, B. R., Gao, X., Noh, S. R., Anderson, C. J., & Stine-Morrow, E. A. L. (2012). The effects of print exposure on sentence processing and memory in older adults: Evidence for efficiency and reserve. *Aging, Neuropsychology, and Cognition, 19,* 122–149.
Pea, R., Nass, C., Meheula, L., Rance, M., Kumar, A., Bamford, H., et al. (2012). Media use, face-to-face communication, media multitasking, and social well-being among 8- to 12-year-old girls. *Developmental Psychology, 48,* 327–336.
Peake, A., & Harris, K. L. (2002). Young adults' attitudes toward multiple role planning: The influence of gender, career traditionality, and marriage plans. *Journal of Vocational Behavior, 60,* 405–421.
Pearlman, D. N., Zierler, S., Meersman, S., Kim, H. K., Viner-Brown, S. I., & Caron, C. (2006). Race disparities in childhood asthma: Does where you live matter? *Journal of the National Medical Association, 98,* 239–247.
Peck, R. C. (1968). Psychological developments in the second half of life. In B. L. Neugarten (Ed.), *Middle age and aging* (pp. 88–92). Chicago: University of Chicago Press.
Pedersen, S., Vitaro, F., Barker, E. D., & Anne, I. H. (2007). The timing of middle-childhood peer rejection and friendship: Linking early behavior to early adolescent adjustment. *Child Development, 78,* 1037–1051.
Pederson, D. R., & Moran, G. (1996). Expressions of the attachment relationship outside of the Strange Situation. *Child Development, 67,* 915–927.
Peets, K., Hodges, E. V. E., Kikas, E., & Salmivalli, C. (2007). Hostile attributions and behavioral strategies in children: Does relationship type matter? *Developmental Psychology, 43,* 889–900.
Peirano, P., Algarin, C., & Uauy, R. (2003). Sleep–wake states and their regulatory mechanisms throughout early human development. *Journal of Pediatrics, 43,* S70–S79.
Peiró, J., Tordera, N., & Potocnik, K. (2012). Retirement practices in different countries. In M. Wang (Ed.), *Oxford handbook of retirement* (pp. 509–540). New York: Oxford University Press.
Pellegrini, A. D. (1992). Kindergarten children's social cognitive status as a predictor of first grade success. *Early Childhood Research Quarterly, 7,* 565–577.
Pellegrini, A. D. (2003). Perceptions and functions of play and real fighting in early adolescence. *Child Development, 74,* 1522–1533.
Pellegrini, A. D. (2004). Rough-and-tumble play from childhood through adolescence: Development and possible functions. In P. K. Smith & C. H. Hart (Eds.), *Blackwell handbook of childhood social development* (pp. 438–453). Malden, MA: Blackwell.
Pellegrini, A. D., & Holmes, R. M. (2006). The role of recess in primary school. In D. G. Singer, R. M. Golinkoff, & K. Hirsh-Pasek (Eds.), *Play = learning* (pp. 36–53). New York: Oxford University Press.
Pellegrini, A. D., Huberty, P. D., & Jones, I. (1995). The effects of recess timing on children's playground and classroom behaviors. *American Educational Research Journal, 32,* 845–864.
Pellegrini, A. D., Kato, K., Blatchford, P., & Baines, E. (2002). A short-term longitudinal study of children's playground games across the first year of school: Implications for social competence and adjustment to school. *American Educational Research Journal, 39,* 991–1015.
Pellegrini, A. D., & Smith, P. K. (1998). Physical activity play: The nature and function of a neglected aspect of play. *Child Development, 69,* 577–598.
Pellicano, E., Maybery, M., Durkin, K., & Maley, A. (2006). Multiple cognitive capabilities/deficits in children with an autism spectrum disorder: "Weak" central coherence and its relationship to theory of mind and executive control. *Development and Psychopathology, 18,* 77–98.
Pendlebury, S. T., Rothwell, P. M. (2009). Prevalence, incidence, and factors associated with pre-stroke and post-stroke dementia: A systematic review and meta-analysis. *Lancet Neurology, 8,* 1006–1018.
Penner, A. M. (2003). International gender item difficulty interactions in mathematics and science achievement tests. *Journal of Educational Psychology, 95,* 650–655.
Pennington, B. F., Snyder, K. A., & Roberts, R. J., Jr. (2007). Developmental cognitive neuroscience: Origins, issues, and prospects. *Developmental Review, 27,* 428–441.
Penny, H., & Haddock, G. (2007). Anti-fat prejudice among children: The 'mere proximity' effect in 5–10 year olds. *Journal of Experimental Social Psychology, 43,* 678–683.
Pepler, D. J., Craig, W. M., Connolly, J. A., Yuile, A., McMaster, L., & Jiang, D. (2006). A developmental perspective on bullying. *Aggressive Behavior, 32,* 376–384.
Peralta de Mendoza, O. A., & Salsa, A. M. (2003). Instruction in early comprehension and use of a symbol–referent relation. *Cognitive Development, 18,* 269–284.
Perelli-Harris, B., & Gassen, N. S. (2012). How similar are cohabitation and marriage? Legal approaches to cohabitation across Western Europe. *Population and Development Review, 38,* 435–467.
Perkins, H. W. (1991). Religious commitment, yuppie values, and well-being in post-collegiate life. *Review of Religious Research, 32,* 244–251.
Perlmutter, M. (1984). Continuities and discontinuities in early human memory: Paradigms, processes, and performances. In R. V. Kail, Jr., & N. R. Spear (Eds.), *Comparative perspectives on the development of memory* (pp. 253–287). Hillsdale, NJ: Erlbaum.
Perlmutter, M., Kaplan, M., & Nyquist, L. (1990). Development of adaptive competence in adulthood. *Human Development, 33,* 185–197.
Perls, T., Levenson, R., Regan, M., & Puca, A. (2002). What does it take to live to 100? *Mechanisms of Ageing and Development, 123,* 231–242.
Perls, T., & Terry, D. (2003). Understanding the determinants of exceptional longevity. *Annals of Internal Medicine, 139,* 445–449.
Perls, T., Terry, D. F., Silver, M., Shea, M., Bowen, J., & Joyce, E. (2000). Centenarians and the genetics of longevity. *Results and Problems in Cell Differentiation, 29,* 1–20.
Perone, S., Madole, K. L., Ross-Sheehy, S., Carey, M., & Oakes, L. M. (2008). The relation between infants' activity with objects and attention to object appearance. *Developmental Psychology, 44,* 1242–1248.
Perry, W. G., Jr. (1981). Cognitive and ethical growth. In A. Chickering (Ed.), *The modern American college* (pp. 76–116). San Francisco: Jossey-Bass.
Perry, W. G., Jr. (1998). *Forms of intellectual and ethical development in the college years: A scheme.* San Francisco: Jossey-Bass. (Originally published 1970)
Perry-Jenkins, M., Repetti, R. L., & Crouter, A. C. (2000). Work and family in the 1990s. *Journal of Marriage and the Family, 62,* 981–998.
Peshkin, A. (1997). *Places of memory: Whiteman's schools and Native American communities.* Mahwah, NJ: Erlbaum.
Pesonen, A.-K., Räikkönen, K., Heinonen, K., & Komsi, N. (2008). A transactional model of temperamental development: Evidence of a relationship between child temperament and maternal stress over five years. *Social Development, 17,* 326–340.
Petch, J., & Halford, W. K. (2008). Psychoeducation to enhance couples' transition to parenthood. *Clinical Psychology Review, 28,* 1125–1137.
Peters, L., Cant, R., Payne, S., O'Connor, M., McDermott, F., Hood, K., et al. (2013). How death anxiety impacts nurses' caring for patients at the end of life: A review of literature. *Open Nursing Journal, 7,* 14–21.
Peters, R. D. (2005). A community-based approach to promoting resilience in young children, their families, and their neighborhoods. In R. D. Paters, B. Leadbeater, & R. J. McMahon (Eds.), *Resilience in children, families, and communities: Linking context to practice and policy* (pp. 157–176). New York: Kluwer Academic.
Peters, R. D., Bradshaw, A. J., Petrunka, K., Nelson, G., Herry, Y., Craig, W. M., et al. (2010). The Better Beginnings, Better Futures Project: Findings from grade 3 to grade 9. *Monographs of the Society for Research in Child Development, 75*(3, Serial No. 297).
Peters, R. D., Petrunka, K., & Arnold, R. (2003). The Better Beginnings, Better Futures Project: A universal, comprehensive, community-based prevention approach for primary school children and their families. *Journal of Clinical Child and Adolescent Psychology, 32,* 215–227.
Peterson, B. E. (2002). Longitudinal analysis of midlife generativity, intergenerational roles, and caregiving. *Psychology and Aging, 17,* 161–168.
Peterson, B. E. (2006). Generativity and successful parenting: An analysis of young adult outcomes. *Journal of Personality, 74,* 847–869.
Peterson, B. E., & Duncan, L. E. (2007). Midlife women's generativity and authoritarianism: Marriage, motherhood, and 10 years of aging. *Psychology and Aging, 22,* 411–419.
Peterson, B. E., Smirles, K. A., & Wentworth, P. A. (1997). Generativity and authoritarianism: Implications for personality, political involvement, and parenting. *Journal of Personality and Social Psychology, 72,* 1202–1216.
Peterson, C., Parsons, T., & Dean, M. (2004). Providing misleading and reinstatement information a year after it happened: Effects on long-term memory. *Memory, 12,* 1–13.
Peterson, C., & Rideout, R. (1998). Memory for medical emergencies experienced by 1- and 2-year-olds. *Developmental Psychology, 34,* 1059–1072.
Peterson, C., & Roberts, C. (2003). Like mother, like daughter: Similarities in narrative style. *Developmental Psychology, 39,* 551–562.
Peterson, C., Warren, K. L., & Short, M. M. (2011). Infantile amnesia across the years: A 2-year follow-up of children's earliest memories. *Child Development, 82,* 1092–1105.
Peter-Wight, M., & Martin, M. (2011). Older spouses' individual and dyadic problem solving. *European Psychologist, 16,* 288–294.
Petitto, L. A., Holowka, S., Sergio, L. E., Levy, B., & Ostry, D. J. (2004). Baby hands that move to the rhythm of language: Hearing babies acquiring sign languages babble silently on the hands. *Cognition, 93,* 43–73.

Petitto, L. A., Holowka, S., Sergio, L. E., & Ostry, D. (2001, September 6). Language rhythms in babies' hand movements. *Nature, 413,* 35–36.

Petitto, L. A., & Marentette, P. F. (1991). Babbling in the manual mode: Evidence for the ontogeny of language. *Science, 251,* 1493–1496.

Petrides, K. V., Sangareau, Y., Furnham, A., & Fredrickson, N. (2006). Trait emotional intelligence and children's peer relations at school. *Social Development, 15,* 537–547.

Petrill, S. A., & Deater-Deckard, K. (2004). The heritability of general cognitive ability: A within-family adoption design. *Intelligence, 32,* 403–409.

Petrofsky, J., Berk, L., & Al-Nakhli, H. (2012). The influence of autonomic dysfunction associated with aging and type 2 diabetes on daily life activities. *Experimental Diabetes Research,* Article ID 657103.

Pettigrew, T. F., & Tropp, L. R. (2006). A meta-analytic test of intergroup contact theory. *Journal of Personality and Social Psychology, 90,* 751–783.

Pettit, G. S. (2004). Violent children in developmental perspective. *Current Directions in Psychological Science, 13,* 194–197.

Pettit, G. S., Brown, E. G., Mize, J., & Lindsey, E. (1998). Mothers' and fathers' socializing behaviors in three contexts: Links with children's peer competence. *Merrill-Palmer Quarterly, 44,* 173–193.

Pettit, G. S., Keiley, M. K., Laird, R. D., Bates, J. E., & Dodge, K. A. (2007). Predicting the developmental course of mother-reported monitoring across childhood and adolescence from early proactive parenting, child temperament, and parents' worries. *Journal of Family Psychology, 21,* 206–217.

Pew Forum on Religion and Public Life. (2010). *Religion among the Millennials.* Washington, DC: Pew Research Center.

Pew Research Center. (2006). *Strong public support for right to die.* Retrieved from http://people-press.org/reports

Pew Research Center. (2010a). *The decline of marriage and rise of new families.* Washington, DC: Author.

Pew Research Center. (2010b). *Religion among the millennials.* Washington, DC: Pew Form on Religion and Public Life.

Pew Research Center. (2013). *Growing support for gay marriage: Changed minds and changing demographics.* Washington, DC: Author. Retrieved from www.people-press.org/files/legacy-pdf/3-20-13%20Gay%20Marriage%20Release%20UPDATE.pdf

Pfeffer, C. R., Altemus, M., Heo, M., & Jiang, H. (2007). Salivary cortisol and psychopathology in children bereaved by the September 11, 2001, terror attacks. *Biological Psychiatry, 61,* 957–965.

Pfeifer, J. H., Ruble, D. N., Bachman, M. A., Alvarez, J. M., Cameron, J. A., & Fuligni, A. J. (2007). Social identities and intergroup bias in immigrant and nonimmigrant children. *Developmental Psychology, 43,* 496–507.

Pharo, H., Sim, C., Graham, M., Gross, J., & Hayne, H. (2011). Risky business: Executive function, personality, and reckless behavior during adolescence and emerging adulthood. *Behavioral Neuroscience, 125,* 970–978.

Philips, S. U. (1983). *The invisible culture: Communication in classroom and community on the Warm Springs Indian Reservation.* Prospect Heights, IL: Waveland.

Phinney, J. S. (2007). Ethnic identity exploration in emerging adulthood. In J. J. Arnett & J. L. Tanner (Eds.), *Emerging adults in America: Coming of age in the 21st century* (pp. 117–134). Washington, DC: American Psychological Association.

Phinney, J. S., & Chavira, V. (1995). Parental ethnic socialization and adolescent outcomes in ethnic minority families. *Journal of Research on Adolescence, 5,* 31–53.

Phinney, J. S., Horenczyk, G., Liebkind, K., & Vedder, P. (2001). Ethnic identity, immigration, and well-being: An interactional perspective. *Journal of Social Issues, 57,* 493–510.

Phinney, J. S., & Ong, A. (2001). *Family obligations and life satisfaction among adolescents from immigrant and non-immigrant families: Direct and moderated effects.* Unpublished manuscript, California State University.

Phinney, J. S., Ong, A., & Madden, T. (2000). Cultural values and intergenerational value discrepancies in immigrant and non-immigrant families. *Child Development, 71,* 528–539.

Phuong, D. D., Frank, R., & Finch, B. R. (2012). Does SES explain more of the black/white health gap than we thought? Revisiting our approach toward understanding racial disparities in health. *Social Science and Medicine, 74,* 1385–1393.

Piaget, J. (1926). *The language and thought of the child.* New York: Harcourt, Brace & World. (Original work published 1923)

Piaget, J. (1930). *The child's conception of the world.* New York: Harcourt, Brace, & World. (Original work published 1926)

Piaget, J. (1951). *Play, dreams, and imitation in childhood.* New York: Norton. (Original work published 1945)

Piaget, J. (1952). *The origins of intelligence in children.* New York: International Universities Press. (Original work published 1936)

Piaget, J. (1967). *Six psychological studies.* New York: Vintage.

Piaget, J. (1971). *Biology and knowledge.* Chicago: University of Chicago Press.

Pianta, R., Egeland, B., & Erickson, M. F. (1989). The antecedents of maltreatment: Results of the Mother–Child Interaction Research Project. In D. Cicchetti & V. Carlson (Eds.), *Child maltreatment* (pp. 203–253). New York: Cambridge University Press.

Pianta, R. C., Hamre, B., & Stuhlman, M. (2003). Relationships between teachers and children. In W. M. Reynolds & G. E. Miller (Eds.), *Handbook of psychology: Educational psychology* (Vol. 7, pp. 199–234). New York: Wiley.

Pickens, J., Field, T., & Nawrocki, T. (2001). Frontal EEG asymmetry in response to emotional vignettes in preschool age children. *International Journal of Behavioral Development, 25,* 105–112.

Pickett, K. E., Luo, Y., & Lauderdale, D. S. (2005). Widening social inequalities in risk for sudden infant death syndrome. *American Journal of Public Health, 95,* 1976–1981.

Pierce, S. H., & Lange, G. (2000). Relationships among metamemory, motivation and memory performance in young school-age children. *British Journal of Developmental Psychology, 18,* 121–135.

Pierroutsakos, S. L., & Troseth, G. L. (2003). Video verité: Infants' manual investigation of objects on video. *Infant Behavior and Development, 26,* 183–199.

Pietz, J., Peter, J., Graf, R., Rauterberg, R. I., Rupp, A., & Sontheimer, D. (2004). Physical growth and neurodevelopmental outcome of nonhandicapped low-risk children born preterm. *Early Human Development, 79,* 131–143.

Piirto, J. (2007). *Talented children and adults* (3rd ed.). Waco, TX: Prufrock Press.

Pillemer, K., & Suitor, J. (2002). Explaining mothers' ambivalence toward their adult children. *Journal of Marriage and the Family, 64,* 602–613.

Pillow, B. (2002). Children's and adults' evaluation of the certainty of deductive inferences, inductive inferences, and guesses. *Child Development, 73,* 779–792.

Pilz, K. S., Bennett, P. J., & Sekuler, A. B. (2010). Effects of aging on biological motion discrimination. *Vision Research, 50,* 211–219.

Pimentel, A. E., Gentiel, C. L., Tanaka, H., Seals, D. R., & Gates, P. E. (2003). Greater rate of decline in maximal aerobic capacity with age in endurancetrained vs. sedentary men. *Journal of Applied Physiology, 94,* 2406–2413.

Ping, R. M., & Goldin-Meadow, S. (2008). Hands in the air: Using ungrounded iconic gestures to teach children conservation of quantity. *Developmental Psychology, 44,* 1277–1287.

Pinker, S. (1999). *Words and rules: The ingredients of language.* New York: Basic Books.

Pinquart, M. (2003). Loneliness in married, widowed, divorced, and never-married older adults. *Journal of Social and Personal Relationships, 20,* 31–53.

Pinquart, M., & Schindler, I. (2009). Change of leisure satisfaction in the transition to retirement: A latent-class analysis. *Leisure Sciences, 31,* 311–329.

Pinquart, M., & Sörensen, S. (2001). Gender differences in self-concept and psychological well-being in old age: A meta-analysis. *Journal of Gerontology, 56B,* P195–P213.

Pinquart, M., & Sörensen, S. (2006). Gender differences in caregiver stressor, social resources, and health: An updated meta-analysis. *Journal of Gerontology, 61B,* P33–P45.

Pirie, K., Peto, R., Reeves, G. K., Green, J., Beral, V., & the Million Women Study Collaborators. (2012). The 21st century hazards of smoking and benefits of stopping: A prospective study of one million women in the UK. *Lancet, 308,* 133–141.

Pitkala, K. H., Laakkonen, M. L., Strandberg, T. E., & Tilvis, R. S. (2004). Positive life orientation as a predictor of 10-year outcome in an aged population. *Journal of Clinical Epidemiology, 57,* 409–414.

Pitkin, J. (2010). Cultural issues and the menopause. *Menopause International, 16,* 156–161.

Pizarro, D. A., & Bloom, P. (2003). The intelligence of the moral intuitions: Comment on Haidt (2001). *Psychological Review, 110,* 193–196.

Plante, I., Théoret, M., & Favreau, O. E. (2009). Student gender stereotypes: Contrasting the perceived maleness and femaleness of mathematics and language. *Educational Psychology, 29,* 385–405.

Pleck, J. H., & Masciadrelli, B. P. (2004). Paternal involvement by U.S. residential fathers: Levels, sources, and consequences. In M. E. Lamb (Ed.), *The role of the father in child development* (4th ed., pp. 222–271). Hoboken, NJ: Wiley.

Ploeg, J., Campbell, L., Denton, M., Joshi, A., & Davies, S. (2004). Helping to build and rebuild secure lives and futures: Financial transfers from parents to adult children and grandchildren. *Canadian Journal on Aging, 23,* S131–S143.

Plomin, R. (1994). *Genetics and experience: The interplay between nature and nurture.* Thousand Oaks, CA: Sage.

Plomin, R. (2003). General cognitive ability. In R. Plomin & J. C. DeFries (Eds.), *Behavioral genetics in the postgenomic era* (pp. 183–201). Washington, DC: American Psychological Association.

Plomin, R. (2009). The nature of nurture. In K. McCartney & R. A. Weinberg (Eds.), *Experience and development: A festschrift in honor of Sandra Wood Scarr* (pp. 61–80). New York: Psychology Press.

Plomin, R., & Davis, O. S. P. (2009). The future of genetics in psychology and psychiatry: Microarrays, genome-wide association, and non-coding RNA. *Journal of Child Psychology and Psychiatry, 50* , 63–71.

Plomin, R., DeFries, J. C., McClearn, G. E., & McGuffin, P. (2001). *Behavioral genetics* (4th ed.). New York: Worth.

Plomin, R., & Spinath, F. M. (2004). Intelligence: Genetics, genes, and genomics. *Journal of Personality and Social Psychology, 86,* 112–129.

Plucker, J. A., & Makel, M. C. (2010). Assessment of creativity. In J. C. Kaufman & R. J. Sternberg (Eds.), *Cambridge handbook of creativity* (pp. 48–73). New York: Cambridge University Press.

Plude, D. J., & Doussard-Roosevelt, J. A. (1989). Aging, selective attention, and feature integration. *Psychology and Aging, 4,* 98–105.

Pluess, M., & Belsky, J. (2011). Prenatal programming of postnatal plasticity? *Development and Psychopathology, 23,* 29–38.

Poehlmann, J., & Fiese, B. H. (2001). The interaction of maternal and infant vulnerabilities on developing attachment relationships. *Development and Psychopathology, 13,* 1–11.

Poehlmann, J., Schwichtenberg, A. J. M., Shlafer, R. J., Hahn, E., Bianchi, J.-P., & Warner, R. (2011). Emerging self-regulation in toddlers born preterm or low birth weight: Differential susceptibility to parenting. *Developmental and Psychopathology, 23,* 177–193.

Pogarsky, G., Thornberry, T. P., & Lizotte, A. J. (2006). Developmental outcomes for children of young mothers. *Journal of Marriage and Family, 68,* 332–344.

Polderman, T. J. C., de Geus, J. C., Hoekstra, R. A., Bartels, M., van Leeuwen, M., Verhulst, F. C., et al. (2009). Attention problems, inhibitory control, and intelligence index overlapping genetic factors: A study in 9-, 12-, and 18-year-old twins. *Neuropsychology, 23,* 381–391.

Polka, L., & Werker, J. F. (1994). Developmental changes in perception of non-native vowel contrasts. *Journal of Experimental Psychology: Human Perception and Performance, 20,* 421–435.

Pollitt, E. (1996). A reconceptualization of the effects of undernutrition on children's biological, psychosocial, and behavioral development. *Social Policy Report of the Society for Research in Child Development, 10*(5).

Pomerantz, E. M., & Dong, W. (2006). Effects of mothers' perceptions of children's competence: The moderating role of mothers' theories of competence. *Developmental Psychology, 42,* 950–961.

Pomerantz, E. M., & Eaton, M. M. (2000). Developmental differences in children's conceptions of parental control: "They love me, but they make me feel incompetent." *Merrill-Palmer Quarterly, 46,* 140–167.

Pomerantz, E. M., Ng, F. F., & Wang, Q. (2008). Culture, parenting, and motivation: The case of East Asia and the United States. In M. L. Maehr, S. A., Karabenick, & T. C. Urdan (Eds.), *Advances in motivation and achievement: Social psychological perspectives* (Vol. 15, pp. 209–240). Bingley, UK: Emerald Group.

Pomerantz, E. M., & Ruble, D. N. (1998). The multidimensional nature of control: Implications for the development of sex differences in self-evaluation. In J. Heckhausen & C. S. Dweck (Eds.), *Motivation and self-regulation across the lifespan* (pp. 159–184). New York: Cambridge University Press.

Pomerantz, E. M., & Saxon, J. L. (2001). Conceptions of ability as stable and self-evaluative processes: A longitudinal examination. *Child Development, 72,* 152–173.

Pomerleau, A., Scuccimarri, C., & Malcuit, G. (2003). Mother–infant behavioral interactions in teenage and adult mothers during the first six months postpartum: Relations with infant development. *Infant Mental Health Journal, 24,* 495–509.

Pong, S., Johnston, J., & Chen, V. (2010). Authoritarian parenting and Asian adolescent school performance. *International Journal of Behavioral Development, 34,* 62–72.

Pong, S., & Landale, N. S. (2012). Academic achievement of legal immigrants' children: The roles of parents' pre- and postmigration characteristics in origin-group differences. *Child Development, 83,* 1543–1559.

Ponnappan, S., & Ponnappan, U. (2011). Aging and immune function: Molecular mechanisms to interventions. *Antioxidants & Redox Signaling, 14,* 1551–1585.

Pons, F., Lawson, J., Harris, P. L., & de Rosnay, M. (2003). Individual differences in children's emotion understanding: Effects of age and language. *Scandinavian Journal of Psychology, 44,* 347–353.

Poobalan, A. S., Aucott, L. S., Precious, E., Crombie, I. K., & Smith, W. C. S. (2010). Weight loss interventions in young people (18 to 25 year olds): A systematic review. *Obesity Reviews, 11,* 580–592.

Poon, S., Goodman, S. G., Bugiardini, R., Bierman, A. S., Eagle, K. A., Johnston, N., et al. (2012). Bridging the gender gap: Insights from a contemporary analysis of sex-related differences in the treatment and outcomes of patients with acute coronary syndromes. *American Heart Journal, 163,* 66–73.

Popenoe, D. (2006). *Debunking divorce myths.* Retrieved from health.discovery.com/centers/loverelationships/articles/divorce.html

Portes, A., & Rumbaut, R. G. (2005), Introduction: The second generation and the Children of Immigrants Longitudinal Study. *Ethnic and Racial Studies, 28,* 983–999.

Posner, M. I., & Rothbart, M. K. (2007). Temperament and learning. In M. I. Posner & M. K. Rothbart (Eds.), *Educating the human brain* (pp. 121–146). Washington, DC: American Psychological Association.

Posthuma, R. A., & Campion, M. A. (2009). Age stereotypes in the workplace: Common stereotypes, moderators, and future research directions. *Journal of Management, 35,* 158–188.

Poti, J. M., & Popkin, B. M. (2011). Trends in energy intake among U.S. children by eating location and food source, 1977–2006. *Journal of the American Dietetic Association, 111,* 1156–1164.

Poudevigne, M., & O'Connor, P. J. (2006). A review of physical activity patterns in pregnant women and their relationship to psychological health. *Sports Medicine, 36,* 19–38.

Poulin-Dubois, D., Serbin, L. A., Eichstedt, J. A., Sen, M. G., & Beissel, C. F. (2002). Men don't put on make-up: Toddlers' knowledge of the gender stereotyping of household activities. *Social Development, 11,* 166–181.

Povinelli, D. J. (2001). The self—Elevated in consciousness and extended in time. In C. Moore & K. Lemmon (Eds.), *The self in time: Developmental perspectives* (pp. 75–95). Mahwah, NJ: Erlbaum.

Powdthavee, N. (2008). Putting a price tag on friends, relatives, and neighbors: Using surveys of life satisfaction to value social relationships. *Journal of Socio-economics, 37,* 1459–1480.

Power, T. G. (2000). *Play and exploration in children and animals.* Mahwah, NJ: Erlbaum.

Powlishta, K. K., Serbin, L. A., & Moller, L. C. (1993). The stability of individual differences in gender typing: Implications for understanding gender segregation. *Sex Roles, 29,* 723–737.

Prager, K. J., & Bailey, J. M. (1985). Androgyny, ego development, and psychological crisis resolution. *Sex Roles, 13,* 525–535.

Pratt, M. W., Norris, J. E., Hebblethwaite, S., & Arnold, M. L. (2008). Intergenerational transmission of values: Family generativity and adolescents' narratives of parent and grandparent value teaching. *Journal of Personality, 76,* 171–198.

Pratt, M. W., Skoe, E. E., & Arnold, M. L. (2004). Care reasoning development and family socialization patterns in later adolescence: A longitudinal analysis. *International Journal of Behavioral Development, 28,* 139–147.

Prechtl, H. F. R., & Beintema, D. (1965). *The neurological examination of the full-term newborn infant.* London: Heinemann Medical Books.

Preece, J., & Findsen, B. (2007). Keeping people active: Continuing education programs that work. In M. Robinson, W. Novelli, C. Pearson, & L. Norris (Eds.), *Global health and global aging* (pp. 313–322). San Francisco: Jossey-Bass.

Preissler, M. A., & Carey, S. (2004). Do both pictures and words function as symbols for 18- and 24-month-old children? *Journal of Cognition and Development, 5,* 185–212.

Pressley, M., & Hilden, D. (2006). Cognitive strategies. In D. Kuhn & R. Siegler (Eds.), *Handbook of child psychology: Vol. 2. Cognition, perception, and language* (6th ed., pp. 511–556). Hoboken, NJ: Wiley.

Pressley, M., Wharton-McDonald, R., Raphael, L. M., Bogner, K., & Roehrig, A. (2002). Exemplary firstgrade teaching. In B. M. Taylor & P. D. Pearson (Eds.), *Teaching reading: Effective schools, accomplished teachers* (pp. 73–88). Mahwah, NJ: Erlbaum.

Prevatt, F. (2003). Dropping out of school: A review of intervention programs. *Journal of School Psychology, 41,* 377–399.

Previc, F. H. (1991). A general theory concerning the prenatal origins of cerebral lateralization. *Psychological Review, 98,* 299–334.

Price, J., Jordan, J., Prior, L., & Parkes, J. (2011). Living through the death of a child: A qualitative study of bereaved parents' experiences. *International Journal of Nursing Studies, 48,* 1384–1392.

Priess, H. A., Lindberg, S. M., & Hyde, J. S. (2009). Adolescent gender-role identity and mental health: Gender intensification revisited. *Child Development, 80,* 1531–1544.

Prince, M., Bryce, R., Albanese, E., Wimo, A., Ribeiro, W., & Ferri, C. P. (2013). The global prevalence of dementia: A systematic review and meta-analysis. *Alzheimer's and Dementia, 9,* 63–75.

Prinstein, M. J., Boergers, J., & Vernberg, E. M. (2001). Overt and relational aggression in adolescents: Social–psychological adjustment of aggressors and victims. *Journal of Clinical Child Psychology, 30,* 479–491.

Prinstein, M. J., & Cillessen, A. H. N. (2003). Forms and functions of adolescent peer aggression associated with high levels of peer status. *Merrill-Palmer Quarterly, 49,* 310–342.

Prinstein, M. J., & La Greca, A. M. (2002). Peer crowd affiliation and internalizing distress in childhood and adolescence: A longitudinal follow-back study. *Journal of Research on Adolescence, 12,* 325–351.

Prinstein, M. J., & La Greca, A. (2004). Childhood peer rejection and aggression as predictors of adolescent girls' externalizing and health risk behaviors: A 6-year longitudinal study. *Journal of Consulting and Clinical Psychology, 72,* 103–112.

Proctor, M. H., Moore, L. L., Gao, D., Cupples, L. A., Bradlee, M. L., Hood, M. Y., & Ellison, R. C. (2003). Television viewing and change in body fat from preschool to early adolescence: The Framingham Children's Study. *International Journal of Obesity, 27,* 827–833.

Programme for International Student Assessment. (2009). *PISA profiles by country/economy.* Retrieved from stats.oecd.org/PISA2009Profiles

Proulx, K., & Jacelon, C. (2004). Dying with dignity: The good patient versus the good death. *American Journal of Hospice and Palliative Care, 21,* 116–120.

Pruden, S. M., Hirsh-Pasek, K., Golinkoff, R. M., & Hennon, E. A. (2006). The birth of words: Ten-month-olds learn words through perceptual salience. *Child Development, 77,* 266–280.

Pryor, J. H., Hurtado, S., DeAngelo, L., Blake, L. P., & Tran, S. (2009). *The American freshman: National norms for fall 2009.* Los Angeles: Higher Education Research Institute, UCLA.

Prysak, M., Lorenz, R. P., & Kisly, A. (1995). Pregnancy outcome in nulliparous women 35 years and older. *Obstetrics and Gynecology, 85,* 65–70.

Pudrovska, T. (2009). Parenthood, stress, and mental health in late midlife and early old age. *International*

Journal of Aging and Human Development, 68, 127–147.

Puhl, R. M., & Heuer, C. A. (2010). Obesity stigma: Important considerations for public health. *American Journal of Public Health, 100,* 1019–1028.

Puhl, R. M., Heuer, C. A., & Brownell, D. K. (2010). Stigma and social consequences of obesity. In P. G. Kopelman, I. D. Caterson, & W. H. Dietz (Eds.), *Clinical obesity in adults and children* (3rd ed., pp. 25–40). Hoboken, NJ: Wiley.

Puhl, R. M., & Latner, J. D. (2007). Stigma, obesity, and the health of the nation's children. *Psychological Bulletin, 133,* 557–580.

Pujol, J., Soriano-Mas, C., Ortiz, H., Sebastián-Gallés, N., Losilla, J. M., & Deus, J. (2006). Myelination of language-related areas in the developing brain. *Neurology, 66,* 339–343.

Punamaki, R. L. (2006). Ante-and perinatal factors and child characteristics predicting parenting experience among formerly infertile couples during the child's first year: A controlled study. *Journal of Family Psychology, 20,* 670–679.

Putallaz, M., Grimes, C. L., Foster, K. J., Kupersmidt, J. B., Coie, J. D., & Dearing, K. (2007). Overt and relational aggression and victimization: Multiple perspectives within the school setting. *Journal of School Psychology, 45,* 523–547.

Putnam, S. P., Samson, A. V., & Rothbart, M. K. (2000). Child temperament and parenting. In V. J. Molfese & D. L. Molfese (Eds.), *Temperament and personality across the life span* (pp. 255–277). Mahwah, NJ: Erlbaum.

Pyka, G., Lindenberger, E., Charette, S., & Marcus, R. (1994). Muscle strength and fiber adaptations to a year-long resistance training program in elderly men and women. *Journal of Gerontology, 49,* M22–27.

Pyszczynski, T., Greenberg, J., Solomon, S., Arndt, J., & Schimel, J. (2004). Why do people need self-esteem? A theoretical and empirical view. *Psychological Bulletin, 130,* 435–468.

Q

Qian, Z., & Lichter, D. T. (2011). Changing patterns of interracial marriage in a multiracial society. *Journal of Marriage and Family, 73,* 1065–1084.

Quas, J. A., Malloy, L. C., Melinder, A., Goodman, G. S., & D'Mello, M. (2007). Developmental differences in the effects of repeated interviews and interviewer bias on young children's event memory and false reports. *Developmental Psychology, 43,* 823–837.

Quill, T. E. (1991). Death and dignity: A case of individualized decision making. *New England Journal of Medicine, 324,* 691–694.

Quine, S., Wells, Y., de Vaus, D., & Kendig, H. (2007). When choice in retirement decisions is missing: Qualitative and quantitative findings of impact on well-being. *Australasian Journal on Ageing, 26,* 173–179.

Quinn, P. C. (2008). In defense of core competencies, quantitative change, and continuity. *Child Development, 79,* 1633–1638.

Quinn, P. C., Kelly, D. J, Lee, K., Pascalis, O., & Slater, A. (2008). Preference for attractive faces extends beyond conspecifics. *Developmental Science, 11,* 76–83.

Quinn, P. C., & Liben, L. S. (2008). A sex difference in mental rotation in young infants. *Psychological Science, 19,* 1067–1070.

Quinn, P. C., Yahr, J., Kuhn, A., Slater, A. M., & Pascalis, O. (2002). Representation of the gender of human faces by infants: A preference for female. *Perception, 31,* 1109–1121.

R

Raaijmakers, Q. A. W., Engels, R. C. M. E., & van Hoof, A. (2005). Delinquency and moral reasoning in adolescence and young adulthood. *International Journal of Behavioral Development, 29,* 247–258.

Rabbitt, P., Lunn, M., & Wong, D. (2008). Death, dropout, and longitudinal measurements of cognitive change in old age. *Journal of Gerontology, 63B,* P271–P278.

Rabig, J., Thomas, W., Kane, R., Cutler, L. J., & McAlilly, S. (2006). Radical redesign of nursing homes: Applying the Green House concept in Tupelo, Mississippi. *Gerontologist, 46,* 533–539.

Radler, B. T., & Ryff, C. D. (2010). Who participates? Accounting for longitudinal retention in the MIDUS national study of health and well-being. *Journal of Aging and Health, 22,* 307–331.

Raevuori, A., Hoek, H. W., Susser, E., Kaprio, J., Rissanen, A., & Keski-Rahkonen, A. (2009). Epidemiology of anorexia nervosa in men: A nationwide study of Finnish twins. *PLoS ONE, 4,* e4402.

Ragow-O'Brien, D., Hayslip, B., Jr., & Guarnaccia, C. A. (2000). The impact of hospice on attitudes toward funerals and subsequent bereavement adjustment. *Omega, 41,* 291–305.

Rahi, J. S., Cumberland, P. M., & Peckham, C. S. (2011). Myopia over the life course: Prevalence and early life influences in the 1958 British birth cohort *Ophthalmology, 118,* 797–804.

Rahman, Q., & Wilson, G. D. (2003). Born gay? The psychobiology of human sexual orientation. *Personality and Individual Differences, 34,* 1337–1382.

Raikes, H. A., Robinson, J. L., Bradley, R. H., Raikes, H. H., & Ayoub, C. C. (2007). Developmental trends in self-regulation among low-income toddlers. *Social Development, 16,* 128–149.

Raikes, H. A., & Thompson, R. A. (2005). Links between risk and attachment security: Models of influence. *Journal of Applied Developmental Psychology, 26,* 440–455.

Raikes, H. A., & Thompson, R. A. (2006). Family emotional climate, attachment security, and young children's emotion knowledge in a high-risk sample. *British Journal of Developmental Psychology, 24,* 89–104.

Raikes, H. H., Chazan-Cohen, R., Love, J. M., & Brooks-Gunn, J. (2010). Early Head Start impacts at age 3 and a description of the age 5 follow-up study. In A. J. Reynolds, A. J. Rolnick, M. M. Englund, & J. Temple (Eds.), *Childhood programs and practices in the first decade of life: A human capital integration* (pp. 99–118). New York: Cambridge University Press.

Räikkönen, K., Matthews, K. A., Flory, J. D., Owens, J. F., & Gump, B. B. (1999). Effects of optimism, pessimism, and trait anxiety on ambulatory blood pressure and mood during everyday life. *Journal of Personality and Social Psychology, 76,* 104–113.

Räikkönen, K., Matthews, K. A., Sutton-Tyrrell, K., & Kuller, L. H. (2004). Trait anger and the metabolic syndrome predict progression of carotid atherosclerosis in healthy middle-aged women. *Psychosomatic Medicine, 66,* 903–908.

Rait, G., Walters, K., Bottomley, C., Petersen, I., Iliffe, S., & Nazareth, I. (2010). Survival of people with clinical diagnosis of dementia in primary care: Cohort study. *British Medical Journal, 341,* c3584.

Rakison, D. H. (2005). Developing knowledge of objects' motion properties in infancy. *Cognition, 96,* 183–214.

Rakison, D. H. (2006). Make the first move: How infants learn about self-propelled objects. *Developmental Psychology, 42,* 900–912.

Rakison, D. H. (2010). Perceptual categorization and concepts. In J. G. Bremner & T. D. Wachs (Eds.), *Wiley-Blackwell handbook of infant development* (2nd ed., pp. 243–270). Oxford, UK: Wiley.

Rakison, D. H., & Lupyan, G. (2008). Developing object concepts in infancy: An associative learning perspective. *Monographs of the Society for Research in Child Development, 73*(1, Serial No. 289).

Rakoczy, H., Tomasello, M., & Striano, T. (2004). Young children know that trying is not pretending: A test of the "behaving-as-if " construal of children's early concept of pretense. *Developmental Psychology, 40,* 388–399.

Rakoczy, H., Tomasello, M., & Striano, T. (2005). How children turn objects into symbols: A cultural learning account. In L. Namy (Ed.), *Symbol use and symbol representation* (pp. 67–97). New York: Erlbaum.

Ralston, S. H., & Uitterlinden, A. G. (2010). Genetics of osteoporosis. *Endocrine Reviews, 31,* 629–662.

Ramaswami, A., & Dreher, G. F. (2007). The benefits associated with workplace mentoring relationships. In T. D. Allen & L. T. Eby (Eds.), *Blackwell handbook of mentoring: A multiple perspectives approach* (pp. 211–231). Malden, MA: Blackwell.

Ramaswami, A., Dreher, G. F., Bretz, R., & Wiethoff, C. (2010). Gender, mentoring, and career success: The importance of organizational context. *Personnel Psychology, 63,* 385–405.

Ramchandani, P. G., Stein, A., O'Connor, T. G., Heron, J., Murray, L., & Evans, J. (2008). Depression in men in the postnatal period and later child psychopathology: A population cohort study. *Journal of the American Academy of Child and Adolescent Psychiatry, 47,* 390–398.

Ramey, C. T., Ramey, S. L., & Lanzi, R. G. (2006). Children's health and education. In K. A. Renninger & I. E. Sigel (Eds.), *Handbook of child psychology: Vol. 4. Child psychology in practice* (6th ed., pp. 864–892). Hoboken, NJ: Wiley.

Ramirez, A., & Zhang, S. (2007). When online meets offline: The effect of modality switching on relational communication. *Communication Monographs, 74,* 287–310.

Ramos, E., Frontera, W. R., Llorpart, A., & Feliciano, D. (1998). Muscle strength and hormonal levels in adolescents: Gender related differences. *International Journal of Sports Medicine, 19,* 526–531.

Ramos, M. C., Guerin, D. W., Gottfried, A. W., Bathurst, K., & Oliver, P. H. (2005). Family conflict and children's behavior problems: The moderating role of child temperament. *Structural Equation Modeling, 12,* 278–298.

Rampell, C. (2010, March 9). The gender wage gap, around the world. *New York Times online*. Retrieved from economix.blogs.nytimes.com/2010/03/09/the-gender-wage-gap-around-the-world

Ramsey-Rennels, J. L., & Langlois, J. H. (2006). Differential processing of female and male faces. *Current Directions in Psychological Science, 15,* 59–62.

Ramus, F. (2002). Language discrimination by newborns: Teasing apart phonotactic, rhythmic, and intonational cues. *Annual Review of Language Acquisition, 2,* 85–115.

Rando, T. A. (1995). Grief and mourning: Accommodating to loss. In H. Wass & R. A. Neimeyer (Eds.), *Dying: Facing the facts* (3rd ed., pp. 211–241). Washington, DC: Taylor & Francis.

Raqib, R., Alam, D. S., Sarker, P., Ahmad, S. M., Ara, G., & Yunus, M. (2007). Low birth weight is associated with altered immune function in rural Bangladeshi children: A birth cohort study. *American Journal of Clinical Nutrition, 85,* 845–852.

Rasmussen, C., Ho, E., & Bisanz, J. (2003). Use of the mathematical principle of inversion in young children. *Journal of Experimental Child Psychology, 85,* 89–102.

Rasmussen, E. R., Neuman, R. J., Heath, A. C., Levy, F., Hay, D. A., & Todd, R. D. (2004). Familial clustering of latent class and DSM-IV defined attention-deficit hyperactivity disorder (ADHD) subtypes. *Journal of Child Psychology and Psychiatry, 45,* 589–598.

Rathunde, K., & Csikszentmihalyi, M. (2005). The social context of middle school: Teachers, friends, and activities in Montessori and traditional school environments. *Elementary School Journal, 106,* 59–79.

Rauber, M. (2006, May 18). Parents aren't sitting still as recess disappears. *Parents in Action.* Retrieved from http://healthyschoolscampaign.org/news/media/food/2006-05_recess_disappears.php

Raver, C. C. (2003). Does work pay psychologically as well as economically? The role of employment in predicting depressive symptoms and parenting among low-income families. *Child Development, 74,* 1720–1736.

Ravid, D., & Tolchinsky, L. (2002). Developing linguistic literacy: A comprehensive model. *Journal of Child Language, 29,* 417–447.

Ravitch, D. (2010). *The death and life of the great American school system: How testing and choice are undermining education.* New York: Basic Books.

Rawlins, W. K. (2004). Friendships in later life. In J. F. Nussbaum & J. Coupland (Eds.), *Handbook of communication and aging research* (2nd ed., pp. 273–299). Mahwah, NJ: Erlbaum.

Rayner, K., Pollatsek, A., & Starr, M. S. (2003). Reading. In A. F. Healy & R. W. Proctor (Eds.), *Handbook of psychology: Experimental psychology* (Vol. 4, pp. 549–574). New York: Wiley.

Raz, N., Ghisletta, P., Rodrigue, K. M., Kennedy, K. M., & Lindenberger, U. (2010). Trajectories of brain aging in middle-aged and older adults: Regional and individual differences. *NeuroImage, 51,* 501–511.

Raz, N., Rodrigue, K. M., Kennedy, K. M., & Acker, J. D. (2007). Vascular health and longitudinal changes in brain and cognition in middle-aged and older adults. *Neuropsychology, 21,* 149–157.

Reay, A. C., & Browne, K. D. (2008). Elder abuse and neglect. In B. Woods & L. Clare (Eds.), *Handbook of the clinical psychology of ageing* (pp. 311–322). Chichester, UK: Wiley.

Reddin, J. (1997). High-achieving women: Career development patterns. In H. S. Farmer (Ed.), *Diversity and women's career development* (pp. 95–126). Thousand Oaks, CA: Sage.

Redman, L. M., Martin, C. K., Williamson, D. A., & Ravussin, E. (2008). Effect of caloric restriction in non-obese humans on physiological, psychological and behavioral outcomes. *Physiology and Behavior, 94,* 643–648.

Redman, L. M., & Ravussin, E. (2011). Caloric restriction in humans: Impact on physiological, psychological, and behavioral outcomes. *Antioxidants & Redox Signaling, 14,* 275–287.

Regan, P. C., Medina, R., Joshi, A. (2001). Partner preferences among homosexual men and women: What is desirable in a sex partner is not necessarily desirable in a romantic partner. *Social Behavior and Personality, 29,* 625–634.

Regnerus, M., Smith, C., & Fritsch, M. (2003). *Religion in the lives of American adolescents: A review of the literature.* Chapel Hill, NC: National Study of Youth and Religion.

Reich, S. M., Subrahmanyam, K., & Espinoza, G. (2012). Friending, IMing, and hanging out face-to-face: Overlap in adolescents' online and offline social networks. *Developmental Psychology, 48,* 356–368.

Reid, H. M., & Fine, A. (1992). Self-disclosure in men's friendships: Variations associated with intimate relations. In P. M. Nardi (Ed.), *Men's friendships* (pp. 153–171). Newbury Park, CA: Sage.

Reid, K. F., & Fielding, R. A. (2012). Skeletal muscle power: A critical determinant of physical functioning in older adults. *Exercise and Sports Sciences Reviews, 40,* 4–12.

Reilly, J. S., Bates, E. A., & Marchman, V. A. (1998). Narrative discourse in children with early focal brain injury. *Brain and Language, 61,* 335–375.

Reilly, J. S., Losh, M., Bellugi, U., & Wulfeck, B. (2004). "Frog, where are you?" Narratives in children with specific language impairment, early focal brain injury, and Williams syndrome. *Brain and Language, 88,* 229–247.

Reis, O., & Youniss, J. (2004). Patterns in identity change and development in relationships with mothers and friends. *Journal of Adolescent Research, 19,* 31–44.

Reis, S. M. (2004). We can't change what we don't recognize: Understanding the special needs of gifted females. In S. Baum (Ed.), *Twice-exceptional and special populations of gifted students* (pp. 67–80). Thousand Oaks, CA: Corwin Press.

Reisman, J. E. (1987). Touch, motion, and proprioception. In P. Salapatek & L. Cohen (Eds.), *Handbook of infant perception: Vol. 1. From sensation to perception* (pp. 265–303). Orlando, FL: Academic Press.

Reiss, D. (2003). Child effects on family systems: Behavioral genetic strategies. In A. C. Crouter & A. Booth (Eds.), *Children's influence on family dynamics: The neglected side of family relationships* (pp. 3–36). Mahwah, NJ: Erlbaum.

Reiss, N. S., & Tishler, C. L. (2008a). Suicidality in nursing home residents: Part I. Prevalence, risk factors, methods, assessment, and management. *Professional Psychology: Research and Practice, 39,* 264–270.

Reiss, N. S., & Tishler, C. L. (2008b). Suicidality in nursing home residents: Part II. Prevalence, risk factors, methods, assessment, and management. *Professional Psychology: Research and Practice, 39,* 271–275.

Reitzes, D. C., & Mutran, E. J. (2002). Self-concept as the organization of roles: Importance, centrality, and balance. *Sociological Quarterly, 43,* 647–667.

Reitzes, D. C., & Mutran, E. J. (2004). Grandparenthood: Factors influencing frequency of grandparent–grandchildren contact and grandparent role satisfaction. *Journal of Gerontology, 59,* S9–S16.

Renninger, K. A. (1998). Developmental psychology and instruction: Issues from and for practice. In I. Sigel & K. A. Renninger (Eds.), *Handbook of child psychology: Vol. 4. Child psychology and practice* (pp. 211–274). New York: Wiley.

Repacholi, B. M., & Gopnik, A. (1997). Early reasoning about desires: Evidence from 14- and 18-month-olds. *Developmental Psychology, 33,* 12–21.

Repetti, R., & Wang, S. (2010). Parent employment and chaos in the family. In G. W. Evans & T. D. Wachs (Eds.), *Chaos and its influence on children's development: An ecological perspective* (pp. 191–208). Washington, DC: American Psychological Association.

Reppucci, N. D., Meyer, J. R., & Kostelnik, J. O. (2011). Tales of terror from juvenile justice and education. In M. S. Aber, K. I. Maton, & E. Seidman (Eds.), *Empowering settings and voices for social change* (pp. 155–172). New York: Oxford University Press.

Resnick, M., & Silverman, B. (2005). *Some reflections on designing construction kits for kids.* Proceedings of the Conference on Interaction Design and Children, Boulder, CO.

Resnick, M. B., Gueorguieva, R. V., Carter, R. L., Ariet, M., Sun, Y., Roth, J., Bucciarelli, R. L., Curran, J. S., & Mahan, C. S. (1999). The impact of low birth weight, perinatal conditions, and sociodemographic factors on educational outcome in kindergarten. *Pediatrics, 104,* e74.

Rest, J. R. (1979). *Development in judging moral issues.* Minneapolis: University of Minnesota Press.

Resta, R., Biesecker, B. B., Bennett, R. L., Blum, S., Hahn, S. E., Strecker, M. N., & Williams, J. L. (2006). A new definition of genetic counseling: National Society of Genetic Counselors' Task Force Report. *Journal of Genetic Counseling, 15,* 77–83.

Reuter-Lorenz, P. A., & Cappell, K. A. (2008). Neurocognitive aging and the compensation hypothesis. *Current Directions in Psychological Science, 17,* 177–182.

Reyes-Ortiz, C. A., Kuo, Y.-F., DiNuzzo, A. R., Ray, L. A., Raji, M. A., & Markides, K. S. (2005). Near vision impairment predicts cognitive decline: Data from the Hispanic established populations for epidemiologic studies of the elderly. *Journal of the American Geriatric Society, 53,* 681–686.

Reyna, V. F., & Farley, F. (2006). Risk and rationality in adolescent decision making: Implications for theory, practice, and public policy. *Psychological Science in the Public Interest, 7,* 1–44.

Reynolds, A. J., & Temple, J. A. (1998). Extended early childhood intervention and school achievement: Age 13 findings from the Chicago Longitudinal Study. *Child Development, 69,* 231–246.

Rhoades, B. L., Greenberg, M. T., & Domitrovich, C. E. (2009). The contribution of inhibitory control to preschoolers' social-emotional competence. *Journal of Applied Developmental Psychology, 30,* 310–320.

Rhoades, G. K., Stanley, S. M., & Markman, H. J. (2006). Pre-engagement cohabitation and gender asymmetry in marital commitment. *Journal of Family Psychology, 20,* 553–560.

Rhone, M., & Basu, A. (2008). Phytochemicals and age-related eye diseases. *Nutrition Reviews, 66,* 465–472.

Richard, C. A., & Brown, A. H. (2006). Configurations of informal social support among older lesbians. *Journal of Women and Aging, 18,* 49–65.

Richardson, H. L., Walker, A. M., & Horne, R. S. C. (2008). Sleep position alters arousal processes maximally at the high-risk age for sudden infant death syndrome. *Journal of Sleep Research, 17,* 450–457.

Richardson, H. L., Walker, A. M., & Horne, R. S. C. (2009). Maternal smoking impairs arousal patterns in sleeping infants. *Pediatric Sleep, 32,* 515–521.

Richardson, V. E. (2007). A dual process model of grief counseling: Findings from the changing lives of older couples (CLOC) study. *Journal of Gerontological Social Work, 48,* 311–329.

Richie, B. S., Fassinger, R. E., Linn, S. G., Johnson, J., Prosser, J., & Robinson, S. (1997). Persistence, connection, and passion: A qualitative study of the career development of highly achieving African American–black and white women. *Journal of Counseling Psychology, 44,* 133–148.

Richler, J., Luyster, R., Risi, S., Hsu, W.-L., Dawson, G., & Bernier, R. (2006). Is there a "regressive phenotype" of autism spectrum disorder associated with the measles-mumps-rubella vaccine? A CPEA study. *Journal of Autism and Developmental Disorders, 36,* 299–316.

Richmond, J., Colombo, M., & Hayne, H. (2007). Interpreting visual preferences in the visual paired-comparison task. *Journal of Experimental Psychology: Learning, Memory, and Cognition, 33,* 823–831.

Ridenour, T. A. (2000). Genetic epidemiology of antisocial behavior. In D. H. Fishbein (Ed.), *The science, treatment, and prevention of antisocial behaviors* (pp. 7.1–7.24). Kingston, NJ: Civic Research Institute.

Rideout, V., & Hamel, E. (2006). *The media family: Electronic media in the lives of infants, toddlers, preschoolers and their parents.* Menlo Park, CA: Henry J. Kaiser Family Foundation.

Rideout, V. J., Foehr, U. G., & Roberts, D. F. (2010). *Generation M^2: Media in the lives of 8- to 18-year-olds.* Menlo Park. CA: Henry J. Kaiser Family Foundation.

Riediger, M., Li, S.-C., & Lindenberger, U. (2006). Selection, optimization, and compensation as developmental mechanisms of adaptive resource allocation: Review and preview. In J. E. Birren & K. W., Schaire (Eds.), *Handbook of the psychology of aging* (6th ed.) (pp. 289–313). Burlington, MA: Academic Press.

Riley, J. R., & Masten, A. S. (2004). Resilience in context. In R. D. Peters, B. Leadbeater, & R. McMahon (Eds.), *Resilience in children, families, and communities: Linking context to practice and policy* (pp. 13–25). New York: Kluwer Academic.

Riley, L. D., & Bowen, C. P. (2005). The sandwich generation: Challenges and coping strategies of

multigenerational families. *Counseling and Therapy for Couples and Families, 13,* 52–58.
Rinaldo, L. A., & Ferraro, K. F. (2012). Inequality, health. In G. Ritzer (Ed.), *Wiley-Blackwell encylopedia of globalization.* Hoboken, NJ: Wiley-Blackwell.
Ringbäck, W. G., Eliasson, M., & Rosén, M. (2008). Underweight, overweight and obesity as risk factors for mortality and hospitalization. *Scandinavian Journal of Public Health, 36,* 169–176.
Ripperger, T., Gadzicki, D., Meindl, A. & Schlegelberger, B. (2009). Breast cancer susceptibility: Current knowledge and implications for genetic counseling. *European Journal of Human Genetics, 17,* 722–731.
Ripple, C. H., & Zigler, E. (2003). Research, policy, and the federal role in prevention initiatives for children. *American Psychologist, 58,* 482–490.
Ritchey, L. H., Ritchey, P. N., & Dietz, B. E. (2001). Clarifying the measurement of activity. *Activities, Adaptation, and Aging, 26,* 1–21.
Ritchie, L. D., Spector, P., Stevens, M. J., Schmidt, M. M., Schreiber, G. B., Striegel-Moore, R. H., et al. (2007). Dietary patterns in adolescence are related to adiposity in young adulthood in black and white females. *Journal of Nutrition, 137,* 399–406.
Riva, D., & Giorgi, C. (2000). The cerebellum contributes to higher functions during development: Evidence from a series of children surgically treated for posterior fossa tumours. *Brain, 123,* 1051–1061.
Rivkees, S. A. (2003). Developing circadian rhythmicity in infants. *Pediatrics, 112,* 373–381.
Rivlin, R. S. (2007). Keeping the young–elderly healthy: Is it too late to improve our health through nutrition? *American Journal of Clinical Nutrition, 86*(Suppl.), 1572S–1576S.
Rizvi, S. I., & Jha, R. (2011). Strategies for the discovery of anti-aging compounds. *Expert Opinion on Drug Discovery, 6,* 89–102.
Rizzolatti, G., & Craighero, L. (2004). The mirror-neuron system. *Annual Review of Neuroscience, 27,* 169–192.
Robb, A. S., & Dadson, M. J. (2002). Eating disorders in males. *Child and Adolescent Psychiatric Clinics of North America, 11,* 399–418.
Roberto, K. A., & Jarrott, S. E. (2008). Family caregivers of older adults: A life span perspective. *Family Relations, 57,* 100–111.
Roberts, B. W., & DelVecchio, W. E. (2000). The rank-order consistency of personality traits from childhood to old age: A quantitative review of longitudinal studies. *Psychological Bulletin, 126,* 3–25.
Roberts, B. W., Kuncel, N., Shiner, R., Caspi, A., & Goldberg, L. R. (2007). The power of personality: A comparative analysis of the predictive validity of personality traits, SES, and IQ. *Perspectives on Psychological Science, 2,* 313–345.
Roberts, B. W., & Mroczek, D. (2008). Personality and trait change in adulthood. *Current Directions in Psychological Science, 17,* 31–35.
Roberts, B. W., Walton, K. E., & Viechtbauer, W. (2006). Patterns of mean-level change in personality traits across the life course: A meta-analysis of longitudinal studies. *Psychological Bulletin, 132,* 3–25.
Roberts, D. F., Henriksen, L., & Foehr, U. G. (2004). Adolescents and media. In R. M. Lerner & L. Steinberg (Eds.), *Handbook of adolescent psychology* (2nd ed., pp. 627–664). Hoboken, NJ: Wiley.
Roberts, D. F., Henriksen, L., & Foehr, U. G. (2009). Adolescence, adolescents, and media. In R. M. Lerner & L. Steinberg (Eds.), *Handbook of adolescent psychology: Vol. 2. Contextual influences on adolescent development* (3rd ed., pp. 314–344). Hoboken, NJ: Wiley.
Roberts, J. E., Burchinal, M. R., & Durham, M. (1999). Parents' report of vocabulary and grammatical development of American preschoolers: Child and environment associations. *Child Development, 70,* 92–106.
Roberts, P. (2006). From my space to our space: The functions of Web memorials in bereavement. *The Forum, 32,* 1–4.
Robertson, J. (2008). Stepfathers in families. In J. Pryor (Ed.), *International handbook of stepfamilies: Policy and practice in legal, research, and clinical environments* (pp. 125–150). Hoboken, NJ: Wiley.
Robertson, K. F., Smeets, S., Lubinski, D., & Benbow, C. P. (2010). Beyond the threshold hypothesis: Even among the gifted and top math/science graduate students, cognitive abilities, vocational interests, and lifestyle preferences matter for career choice, performance, and persistence. *Current Directions in Psychological Science, 19,* 346–351.
Robin, A. L., & Le Grange, D. (2010). Family therapy for adolescents with anorexia nervosa. In J. R. Weisz & A. E. Kazdin (Eds.), *Evidence-based psychotherapies for children and adolescents* (2nd ed., pp. 359–374). New York: Guilford.
Robine, J.-M., & Allard, M. (1999). Jeanne Louise Calment: Validation of the duration of her life. In B. Jeune & J. W. Vaupel (Ed.), *Validation of exceptional longevity.* Odense, Denmark: Odense University Press.
Robins, R. W., Tracy, J. L., Trzesniewski, K., Potter, J., & Gosling, S. D. (2001). Personality correlates of self-esteem. *Journal of Research in Personality, 35,* 463–482.
Robins, R. W., & Trzesniewski, K. H. (2005). Self-esteem development across the lifespan. *Current Directions in Psychological Science, 14,* 158–162.
Robinson, C. C., Anderson, G. T., Porter, C. L., Hart, C. H., & Wouden-Miller, M. (2003). Sequential transition patterns of preschoolers' social interactions during child-initiated play: Is parallel-aware play a bi-directional bridge to other play states? *Early Childhood Research Quarterly, 18,* 3–21.
Robinson, K. M. (2010). Policy issues in mental health among the elderly. *Nursing Clinics of North America, 45,* 627–634.
Robinson, S., Goddard, L., Dritschel, B., Wisley, M., & Howlin, P. (2009). Executive functions in children with autism spectrum disorders. *Brain and Cognition, 71,* 362–368.
Robles, T. F., & Carroll, J. E. (2011). Restorative biological processes and health. *Social and Personality Psychology Compass, 5,* 518–537.
Roca, A. Carcia-Esteve, L., Imaz, M. L., Torres, A., Hernández, S., & Botet, F. (2011). Obstetrical and neonatal outcomes after prenatal exposure to selective serotonin reuptake inhibitors: The relevance of dose. *Journal of Affective Disorders, 135,* 208–215.
Rochat, P. (1989). Object manipulation and exploration in 2- to 5-month-old infants. *Developmental Psychology, 25,* 871–884.
Rochat, P. (1998). Self-perception and action in infancy. *Experimental Brain Research, 123,* 102–109.
Rochat, P. (2001). *The infant's world.* Cambridge, MA: Harvard University Press.
Rochat, P. (2003). Five levels of self-awareness as they unfold early in life. *Consciousness and Cognition, 12,* 717–731.
Rochat, P., & Goubet, N. (1995). Development of sitting and reaching in 5- to 6-month-old infants. *Infant Behavior and Development, 18,* 53–68.
Rochat, P., & Hespos, S. J. (1997). Differential rooting responses by neonates: Evidence for an early sense of self. *Early Development and Parenting, 6,* 105–112.
Rochat, P., Querido, J. G., & Striano, T. (1999). Emerging sensitivity to the timing and structure of proto-conversation. *Developmental Psychology, 35,* 950–957.
Rochat, P., & Striano, T. (2002). Who's in the mirror? Self–other discrimination in specular images by four- and nine-month-old infants. *Infant and Child Development, 11,* 289–303.
Rochat, P., Striano, T., & Blatt, L. (2002). Differential effects of happy, neutral, and sad still-faces on 2-, 4-, and 6-month-old infants. *Infant and Child Development, 11,* 289–303.
Rodkin, P. C., Farmer, T. W., Pearl, R., & Van Acker, R. (2000). Heterogeneity of popular boys: Antisocial and prosocial configurations. *Developmental Psychology, 36,* 14–24.
Rodkin, P. C., Farmer, T. W., Pearl, R., & Van Acker, R. (2006). They're cool: Social status and peer group supports for aggressive boys and girls. *Social Development, 15,* 175–204.
Rodrigue, K. M., & Kennedy, K. M. (2011). The cognitive consequences of structural changes to the aging brain. In K. W. Schaie & S. L. Willis (Eds.), *Handbook of the psychology of aging* (7th ed., pp. 73–91). San Diego, CA: Academic Press.
Rodriguez, A., & Waldenström, U. (2008). Fetal origins of child non-right-handedness and mental health. *Child Psychology and Psychiatry, 49,* 967–976.
Rodríguez, B., & López, M. J. R. (2011). El "nido repleto": La resolución de conflictos familiares cuando los hijos mayores se quedan en el hogar. [The 'full nest': The resolution of family conflicts when older children remain in the home.] *Cultura y Educación, 23,* 89–104.
Roebers, C. M., & Schneider, W. (2001). Individual differences in children's eyewitness recall: The influence of intelligence and shyness. *Applied Developmental Science, 5,* 9–20.
Roelfsema, N. M., Hop, W. C., Boito, S. M., & Wladimiroff, J. W. (2004). Three-dimensional sonographic measurement of normal fetal brain volume during the second half of pregnancy. *American Journal of Obstetrics and Gynecology, 190,* 275–280.
Roeser, R. W., Eccles, J. S., & Freedman-Doan, C. (1999). Academic functioning and mental health in adolescence: Patterns, progressions, and routes from childhood. *Journal of Adolescent Research, 14,* 135–174.
Rogers, W. A., & Fisk, A. D. (2005). Aware home technology: Potential benefits for older adults. *Public Policy and Aging Report, 15*(4), 28–30.
Rogoff, B. (1998). Cognition as a collaborative process. In D. Kuhn & R. S. Siegler (Eds.), *Handbook of child psychology: Vol. 2. Cognition, perception, and language* (5th ed., pp. 679–744). New York: Wiley.
Rogoff, B. (2003). *The cultural nature of human development.* New York: Oxford University Press.
Rogoff, B., & Chavajay, P. (1995). What's become of research on the cultural basis of cognitive development? *American Psychologist, 50,* 859–877.
Rogoff, B., Malkin, C., & Gibride, K. (1984). Interaction with babies as guidance in development. In B. Rogoff & J. V. Wertsch (Eds.), *Children's learning in the "zone of proximal development" (New directions for child development,* No. 23, pp. 31–44). San Francisco: Jossey-Bass.
Rogoff, B., Paradise, R., Arauz, R. M., Correa-Chávez, M., & Angelillo, C. (2003). Firsthand learning through intent participation. *Annual Review of Psychology, 54,* 175–203.
Rogoff, B., & Waddell, K. J. (1982). Memory for information organized in a scene by children from two cultures. *Child Development, 53,* 1224–1228.
Rogol, A. D., Roemmich, J. N., & Clark, P. A. (2002). Growth at puberty. *Journal of Adolescent Health, 31,* 192–200.
Rohner, R. P., & Veneziano, R. A. (2001). The importance of father love: History and contemporary evidence. *Review of General Psychology, 5,* 382–405.
Roid, G. (2003). *The Stanford-Binet Intelligence Scales, Fifth Edition, interpretive manual.* Itasca, IL: Riverside Publishing.
Roisman, G. I., & Fraley, R. C. (2008). Behavior-genetic study of parenting quality, infant-attachment security, and their covariation in a nationally

representative sample. *Developmental Psychology, 44,* 831–839.
Roisman, G. I., Madsen, S. D., Hennighausen, K. H., Sroufe, L. A., & Collins, W. A. (2001). The coherence of dyadic behavior across parent–child and romantic relationships as mediated by the internalized representation of experience. *Attachment and Human Development, 3,* 156–172.
Roisman, G. I., Padron, E., Sroufe, L. A., & Egeland, B. (2002). Earned-secure attachment status in retrospect and prospect. *Child Development, 73,* 1204–1219.
Rokach, A. (2001). Perceived causes of loneliness in adulthood. *Journal of Social Behavior and Personality, 15,* 67–84.
Rokach, A. (2003). Strategies of coping with loneliness throughout the lifespan. In N. J. Pallone (Ed.), *Love, romance, sexual interaction: Research perspectives from current psychology* (pp. 225–344). New Brunswick, NJ: Transaction.
Rokach, A., & Neto, F. (2006). Age, culture, and coping with loneliness. *Psychology and Education, 43,* 1–21.
Rokach, R., Cohen, O., & Dreman, S. (2004). Who pulls the trigger? Who initiates divorce among over 45-year-olds. *Journal of Divorce and Remarriage, 42,* 61–83.
Romano, E., Babchishin, L., Pagani, L. S., & Kohen, D. (2010). School readiness and later achievement: Replication and exgtension using a nationwide Canadian survey. *Developmental Psychology, 46,* 995–1007.
Rome-Flanders, T., & Cronk, C. (1995). A longitudinal study of infant vocalizations during mother–infant games. *Journal of Child Language, 22,* 259–274.
Romero, A. J., & Roberts, R. E. (2003). The impact of multiple dimensions of ethnic identity on discrimination and adolescents' self-esteem. *Journal of Applied Social Psychology, 33,* 2288–2305.
Rönnqvist, L., & Domellöf, E. (2006). Quantitative assessment of right and left reaching movements in infants: A longitudinal study from 6 to 36 months. *Developmental Psychobiology, 48,* 444–459.
Roopnarine, J. L., & Evans, M. E. (2007). Family structural organization, mother–child and father–child relationships and psychological outcomes in English-speaking African Caribbean and Indo Caribbean families. In M. Sutherland (Ed.), *Psychological of development in the Caribbean.* Kingston, Jamaica: Ian Randle.
Roopnarine, J. L., Hossain, Z., Gill, P., & Brophy, H. (1994). Play in the East Indian context. In J. L. Roopnarine, J. E. Johnson, & F. H. Hooper (Eds.), *Children's play in diverse cultures* (pp. 9–30). Albany: State University of New York Press.
Roopnarine, J. L., Krishnakumar, A., Metindogan, A., & Evans, M. (2006). Links between parenting styles, parent–child academic interaction, parent–school interaction, and early academic skills and social behaviors in young children of English-speaking Caribbean immigrants. *Early Childhood Research Quarterly, 21,* 238–252.
Roopnarine, J. L., Talukder, E., Jain, D., Joshi, P., & Srivastav, P. (1990). Characteristics of holding, patterns of play, and social behaviors between parents and infants in New Delhi, India. *Developmental Psychology, 26,* 667–673.
Rosander, K., & von Hofsten, C. (2002). Development of gaze tracking of small and large objects. *Experimental Brain Research, 146,* 257–264.
Rosander, K., & von Hofsten, C. (2004). Infants' emerging ability to represent occluded object motion. *Cognition, 91,* 1–22.
Rose, A. J., Carlson, W., & Waller, E. M. (2007). Prospective associations of co-rumination with friendship and emotional adjustment: Considering the socioemotional trade-offs of corumination. *Developmental Psychology, 43,* 1019–1031.
Rose, A. J., Swenson, L. P., & Waller, E. M. (2004). Overt and relational aggression and perceived popularity: Developmental differences in concurrent and prospective relations. *Developmental Psychology, 40,* 378–387.
Rose, S. A., Feldman, J. F., & Jankowski, J. J. (2001). Attention and recognition memory in the 1st year of life: A longitudinal study of preterm and full-term infants. *Developmental Psychology, 37,* 135–151.
Rose, S. A., Jankowski, J. J., & Senior, G. J. (1997). Infants' recognition of contour-deleted figures. *Journal of Experimental Psychology: Human Perception and Performance, 23,* 1206–1216.
Rosen, A. B., & Rozin, P. (1993). Now you see it, now you don't: The preschool child's conception of invisible particles in the context of dissolving. *Developmental Psychology, 29,* 300–311.
Rosen, C. S., & Cohen, M. (2010). Subgroups of New York City children at high risk of PTSD after the September 11 attacks: A signal detection analysis. *Psychiatric Services, 61,* 64–69.
Rosen, D. (2003). Eating disorders in children and young adolescents: Etiology, classification, clinical features, and treatment. *Adolescent Medicine: State of the Art Reviews, 14,* 49–59.
Rosen, S., Bergman, M., & Plester, D. (1962). Presbycusis study of a relatively noise-free population in the Sudan. *Transactions of the American Otological Society, 50,* 135–152.
Rosenbaum, J. E. (2009). Patient teenagers? A comparison of the sexual behavior of virginity pledgers and matched nonpledgers. *Pediatrics, 123,* e110–e120.
Rosenblatt, P. C. (2008). Grief across cultures: A review and research agenda. In M. S. Stroebe, R. O. Hansson, H. Schut, & W. Stroebe (Eds.), *Handbook of bereavement research and practice* (pp. 207–222). Washington, DC: American Psychological Association.
Rosengren, K. S., & Hickling, A. K. (2000). The development of children's thinking about possible events and plausible mechanisms. In K. S. Rosengren, C. N. Johnson, & P. L. Harris (Eds.), *Imagining the impossible* (pp. 75–98). Cambridge, UK: Cambridge University Press.
Rosenman, R. H., Brand, R. J., Jenkins, C. D., Friedman, M., Strauss, R., & Wurm, M. (1975). Coronary heart disease in the Western Collaborative Group Study: Final follow-up experience of 8½ years. *Journal of the American Medical Association, 223,* 872–877.
Rosenstein, D. L. (2011). Depression and end-of-life care for patients with cancer. *Dialogues in Clinical Neuroscience, 13,* 101–108.
Roseth, C. J., Pellegrini, A. D., Bohn, C. M., van Ryzin, M., & Vance, N. (2007). Preschoolers' aggression, affiliation, and social dominance relationships: An observational, longitudinal study. *Journal of School Psychology, 45,* 479–497.
Rosetta, L., & Baldi, A. (2008). On the role of breastfeeding in health promotion and the prevention of allergic diseases. *Advances in Experimental Medicine and Biology, 606,* 467–483.
Ross, C. E., & Sastry, J. (1999). The sense of personal control: Social-structural causes and emotional consequences. In C. S. Aneshensel & J. C. Phelan (Eds.), *Handbook of the sociology of mental health* (pp. 369–394). New York: Springer.
Rossen, E. K., Knafl, K. A., & Flood, M. (2008). Older women's perceptions of successful aging. *Activities, Adaptation and Aging, 32,* 73–88.
Rossi, A. S. (2001). (Ed.). *Caring and doing for others: Social responsibility in the domains of family, work, and community.* Chicago: University of Chicago Press.
Rossi, A. S. (2004). Social responsibility to family and community. In O. G. Brim, C. D. Ryff, & R. C. Kessler (Eds.), *How healthy are we? A national study of well-being at midlife* (pp. 550–585). Chicago: University of Chicago Press.
Rossi, A. S. (2005). The menopausal transition and aging processes. In O. G. Brim, C. D. Ryff, & R. C. Kessler (Eds.), *How healthy are we? A national study of well-being at midlife* (pp. 153–201). Chicago: University of Chicago Press.
Rostosky, S. S., Danner, F., & Riggle, E. (2007). Is religiosity a protective factor against substance use in young adulthood? Only if you're straight! *Journal of Adolescent Health, 40,* 440–447.
Rothbart, M. K. (2003). Temperament and the pursuit of an integrated developmental psychology. *Merrill-Palmer Quarterly, 50,* 492–505.
Rothbart, M. K., Ahadi, S. A., & Evans, D. E. (2000). Temperament and personality: Origins and outcome. *Journal of Personality and Social Psychology, 78,* 122–135.
Rothbart, M. K., & Bates, J. E. (2006). Temperament. In N. Eisenberg (Ed.), *Handbook of child psychology: Vol. 3. Social, emotional, and personality development* (6th ed., pp. 99–166). Hoboken, NJ: Wiley.
Rothbart, M. K., & Mauro, J. A. (1990). Questionnaire approaches to the study of infant temperament. In J. W. Fagen & J. Colombo (Eds.), *Individual differences in infancy: Reliability, stability and prediction* (pp. 411–429). Hillsdale, NJ: Erlbaum.
Rothbart, M. K., Posner, M. I., & Kieras, J. (2006). Temperament, attention, and the development of self-regulation. In K. McCartney & D. Phillips (Eds.), *Blackwell handbook of early childhood development* (pp. 338–357). Malden, MA: Blackwell.
Rothbaum, F., Kakinuma, M., Nagaoka, R., & Azuma, H. (2007). Attachment and amae: Parent–child closeness in the United States and Japan. *Journal of Cross-Cultural Psychology, 38,* 465–486.
Rothbaum, F., Pott, M., Azuma, H., Miyake, K., & Weisz, J. (2000a). The development of close relationships in Japan and the United States: Paths of symbiotic harmony and generative tension. *Child Development, 71,* 1121–1142.
Rothblum, E. D., Balsam, K. F., & Solomon, S. E. (2011). The longest "legal" U.S. same-sex couples reflect on their relationships. *Journal of Social Issues, 67,* 302–315.
Rothman, S. M., & Mattson, M. P. (2012). Sleep disturbances in Alzheimer's and Parkinson's diseases. *Neuromolecular Medicine, 14,* 194–204.
Rouselle, L., Palmers, E., & Noël, M.-P. (2004). Magnitude comparison in preschoolers: What counts? Influence of perceptual variables. *Journal of Experimental Child Psychology, 87,* 57–84.
Rousseau, P. (2000). Death denial. *Journal of Clinical Oncology, 18,* 3998–3999.
Routledge, C., & Juhl, J. (2010). When death thoughts lead to death fears: Mortality salience increases death anxiety for individuals who lack meaning in life. *Cognition and Emotion, 24,* 848–854.
Rovee-Collier, C. K. (1999). The development of infant memory. *Current Directions in Psychological Science, 8,* 80–85.
Rovee-Collier, C. K., & Barr, R. (2001). Infant learning and memory. In G. Bremner & A. Fogel (Eds.), *Blackwell handbook of infant development* (pp. 139–168). Oxford, UK: Blackwell.
Rovee-Collier, C. K., & Bhatt, R. S. (1993). Evidence of long-term memory in infancy. *Annals of Child Development, 9,* 1–45.
Rovee-Collier, C. K., & Cuevas, K. (2009). Multiple memory systems are unnecessary to account for infant memory development: An ecological model. *Developmental Psychology, 45,* 160–174.
Rowe, C. C., Ng, S., Ackermann, U., Gong, S. J., Pike, K., & Savage, G. (2007). Hippocampal expression analyses reveal selective association of immediate-early, neuroenergetic, and myelinogenic pathways with cognitive impairment in aged rats. *Journal of Neuroscience, 27,* 3098–3110.
Rowe, M. L. (2008). Child-directed speech: Relation to socioeconomic status, knowledge of child development and child vocabulary skill. *Journal of Child Language, 35,* 185–205.

Rowe, M. L., & Goldin-Meadow, S. (2009). Early gesture selectively predicts later language learning. *Developmental Science, 12,* 182–187.

Rowland, C. F. (2007). Explaining errors in children's questions. *Cognition, 104,* 106–134.

Rowland, C. F., & Pine, J. M. (2000). Subject-auxiliary inversion errors and wh-question acquisition: "What children do know?" *Journal of Child Language, 27,* 157–181.

Rowley, S. J., Kurtz-Costes, B., Mistry, R., & Feagans, L. (2007). Social status as a predictor of race and gender stereotypes in late childhood and early adolescence. *Social Development, 16,* 150–168.

Roy, K. M., & Lucas, K. (2006). Generativity as second chance: Low-income fathers and transformation of the difficult past. *Research in Human Development, 3,* 139–159.

Rubenstein, L. Z., Stevens, J. A., & Scott, V. (2008). Interventions to prevent falls among older adults. In L. S. Doll, S. E. Bonzo, D. A. Sleet, J. A. Mercy, & E. N. Haas (Eds.), *Handbook of injury and violence prevention* (pp. 37–53). New York: Springer.

Rubin, C., Maisonet, M., Kieszak, S., Monteilh, C., Holmes A., Flanders, D., et al. (2009). Timing of maturation and predictors of menarche in girls enrolled in a contemporary British cohort. *Paediatric and Perinatal Epidemiology, 23,* 492–504.

Rubin, D., Downes, K., O'Reilly, A., Mekonnen, R., Luan, X., & Localio, R. (2008). Impact of kinship care on behavioral well-being for children in out of home care. *Archives of Pediatrics and Adolescent Medicine, 162,* 550–556.

Rubin, D. C. (2002). Autobiographical memory across the lifespan. In P. Graf & N. Ohta (Eds.), *Lifespan development of human memory* (pp. 159–184). Cambridge, MA: MIT Press.

Rubin, D. C., Rahhal, T. A., & Poon, L. W. (1998). Things learned in early adulthood are remembered best. *Memory and Cognition, 26,* 3–19.

Rubin, D. M., O'Reilly, A. L., Luan, X., Dai, D., Localio, A. R., et al. (2011). Variation in pregnancy outcomes following statewide implementation of a prenatal home visitation program. *Archives of Pediatrics and Adolescent Medicine, 165,* 198–204.

Rubin, K. H., Bowker, J., & Gazelle, H. (2010). Social withdrawal in childhood and adolescence: Peer relationships and social competence. In K. H. Rubin & R. J. Coplan (Eds.), *The development of shyness and social withdrawal* (pp. 131–156). New York: Guilford.

Rubin, K. H., Bukowski, W. M., & Parker, J. G. (2006). Peer interactions, relationships, and groups. In N. Eisenberg (Ed.), *Handbook of child psychology: Vol. 3. Social, emotional, and personality development* (6th ed., pp. 571–645). Hoboken, NJ: Wiley.

Rubin, K. H., & Burgess, K. B. (2002). Parents of aggressive and withdrawn children. In M. Bornstein (Ed.), *Handbook of parenting* (2nd ed., pp. 383–418). Hillsdale, NJ: Erlbaum.

Rubin, K. H., Burgess, K. B., & Coplan, R. (2002). Social withdrawal and shyness. In P. K. Smith & C. H. Hart (Eds.), *Blackwell handbook of child social development* (pp. 329–352). Oxford, UK: Blackwell.

Rubin, K. H., Coplan, J., Chen, X., Buskirk, A. A., & Wojslawowicz, J. C. (2005). Peer relationships in childhood. In M. H. Bornstein & M. E. Lamb (Eds.), *Developmental science: An advanced textbook* (pp. 469–512). Mahwah, NJ: Erlbaum.

Rubin, K. H., Fein, G. G., & Vandenberg, B. (1983). Play. In E. M. Hetherington (Ed.), *Handbook of child psychology: Vol. 4. Socialization, personality, and social development* (4th ed., pp. 693–744). New York: Wiley.

Rubin, K. H., Watson, K. S., & Jambor, T. W. (1978). Free-play behaviors in preschool and kindergarten children. *Child Development, 49,* 539–536.

Rubin, S. E., & Wooten, H. R. (2007). Highly educated stay-at-home mothers: A study of commitment and conflict. *Counseling and Therapy for Couples and Families, 15,* 336–345.

Ruble, D. N., Alvarez, J., Bachman, M., Cameron, J., Fuligni, A., García Coll, C., & Rhee, E. (2004). The development of a sense of "we": The emergence and implications of children's collective identity. In M. Bennett & F. Sani (Eds.), *The development of the social self* (pp. 29–76). Hove, UK: Psychology Press.

Ruble, D. N., Martin, C. L., & Berenbaum, S. A. (2006). Gender development. In N. Eisenberg (Ed.), *Handbook of child psychology: Vol. 3. Social, emotional, and personality development* (6th ed., pp. 226–299). Hoboken, NJ: Wiley.

Ruble, D. N., Taylor, L. J., Cyphers, L., Greulich, F. K., Lurye, L. E., & Shrout, P. E. (2007). The role of gender constancy in early gender development. *Child Development, 78,* 1121–1136.

Rudolph, K. D., Caldwell, M. S., & Conley, C. S. (2005). Need for approval and children's well-being. *Child Development, 76,* 309–323.

Rudolph, K. D., Lambert, S. F., Clark, A. G., & Kurlakowsky, K. D. (2001). Negotiating the transition to middle school: The role of self-regulatory processes. *Child Development, 72,* 929–946.

Ruff, H. A., & Capozzoli, M. C. (2003). Development of attention and distractibility in the first 4 years of life. *Developmental Psychology, 39,* 877–890.

Ruffman, T., & Langman, L. (2002). Infants' reaching in a multi-well A not B task. *Infant Behavior and Development, 25,* 237–246.

Ruffman, T., Perner, J., Olson, D. R., & Doherty, M. (1993). Reflecting on scientific thinking: Children's understanding of the hypothesis– evidence relation. *Child Development, 64,* 1617–1636.

Ruffman, T., Slade, L., Devitt, K., & Crowe, E. (2006). What mothers say and what they do: The relation between parenting, theory of mind, language, and conflict/cooperation. *British Journal of Developmental Psychology, 24,* 105–124.

Ruitenberg, A., Ott, A., van Swieten, J. C., Hofman, A., & Breteler, M. M. B. (2001). Incidence of dementia: Does gender make a difference? *Neurobiology of Aging, 22,* 575–580.

Ruiz, J. R., Morán, M., Arenas, J., & Lucia, A. (2011). Strenuous endurance exercise improves life expectancy: It's in our genes. *British Journal of Sports Medicine, 45,* 159–161.

Runco, M. A. (1992). Children's divergent thinking and creative ideation. *Developmental Review, 12,* 233–264.

Runco, M. A., Cramond, B., & Pagnani, A. R. (2010). Gender and creativity. In J. C. Chrisler & D. R. McCreary (Eds.), *Handbook of gender research in psychology* (Vol. 1, pp. 343–357). New York: Springer.

Rurup, M. L., Muller, M. T., Onwuteaka-Philipsen, B. D., van der Heide, A., van der Wal, G., & van der Maas, P. J. (2005). Requests for euthanasia or physician-assisted suicide from older persons who do not have a severe disease: An interview study. *Psychological Medicine, 35,* 665–671.

Rusconi, A. (2004). Different pathways out of the parental home: A comparison of West Germany and Italy. *Journal of Comparative Family Studies, 35,* 627–649.

Rushton, J. L., Forcier, M., & Schectman, R. M. (2002). Epidemiology of depressive symptoms in the National Longitudinal Study of Adolescent Health. *Journal of the American Academy of Child and Adolescent Psychiatry, 41,* 199–205.

Rushton, J. P., & Bons, T. A. (2005). Mate choice and friendship in twins. *Psychological Science, 16,* 555–559.

Rushton, J. P., & Jensen, A. R. (2005). Thirty years of research on race differences in cognitive ability. *Psychology, Public Policy, and Law, 11,* 235–294.

Rushton, J. P., & Jensen, A. R. (2006). The totality of available evidence shows the race IQ gap still remains. *Psychological Science, 17,* 921–924.

Rushton, J. P., & Jensen, A. R. (2010). The rise and fall of the Flynn effect as a reason to expect a narrowing of the black–white IQ gap. *Intelligence, 38,* 213–219.

Russac, R. J., Gatliff, C., Reece, M., & Spottswood, D. (2007). Death anxiety across the adult years: An examination of age and gender effects. *Death Studies, 31,* 549–561.

Russell, A., Mize, J., & Bissaker, K. (2004). Parent–child relationships. In P. K. Smith & C. H. Hart (Eds.), *Blackwell handbook of childhood social development* (pp. 204–222). Malden, MA: Blackwell.

Russell, J. A. (1990). The preschooler's understanding of the causes and consequences of emotion. *Child Development, 61,* 1872–1881.

Russell, J. A., Douglas, A. J., & Ingram, C. D. (2001). Brain preparations for maternity—adaptive changes in behavioral and neuroendocrine systems during pregnancy and lactation. *Progress in Brain Research, 133,* 1–38.

Russell, R. B., Petrini, J. R., Damus, K., Mattison, D. R., & Schwarz, R. H. (2003). The changing epidemiology of multiple births in the United States. *Obstetrics and Gynecology, 101,* 129–135.

Russell, S. T., Elder, G. H., & Conger, R. D. (1997). *School transitions and academic achievement.* Paper presented at the annual meeting of the American Sociological Association, Toronto, Canada.

Rutland, A., Killen, M., & Abrams, D. (2010). A new social-cognitive developmental perspective on prejudice: The interplay between morality and group identity. *Perspectives on Psychological Science, 5,* 279–291.

Rutter, M. (2007). Gene–environment interdependence. *Developmental Science, 10,* 12–18.

Rutter, M. (2011). Biological and experiential influences on psychological development. In D. P. Keating (Ed.), *Nature and nurture in early child development* (pp. 7–44). New York: Cambridge University Press.

Rutter, M., Colvert, E., Kreppner, J., Beckett, C., Castle, J., & Groothues, C. (2007). Early adolescent outcomes for institutionally deprived and nondeprived adoptees. I: Disinhibited attachment. *Journal of Child Psychology and Psychiatry, 48,* 17–30.

Rutter, M., & the English and Romanian Adoptees Study Team. (1998). Developmental catch-up, and deficit, following adoption after severe global early privation. *Journal of Child Psychology and Psychiatry, 39,* 465–476.

Rutter, M., O'Connor, T. G., & English and Romanian Adoptees (ERA) Study Team. (2004). Are there biological programming effects for psychological development? Findings from a study of Romanian adoptees. *Developmental Psychology, 40,* 81–94.

Rutter, M., Pickles, A., Murray, R., & Eaves, L. (2001). Testing hypotheses on specific environmental causal effects on behavior. *Psychological Bulletin, 127,* 291–324.

Rutter, M., Sonuga-Barke, E. J, Beckett, C., Castle, J., Kreppner, J., Kumsta, R., et al. (2010). Deprivation-specific psychological patterns: Effects of institutional deprivation. *Monographs of the Society for Research in Child Development, 75*(1, Serial No. 295), 48–78.

Ryan, E. B., Jin, Y., Anas, A. P., & Luh, J. J. (2004). Communication beliefs about youth and old age in Asia and Canada. *Journal of Cross-Cultural Gerontology, 19,* 343–360.

Ryan, R. M., Fauth, R. C., & Brooks-Gunn, J. (2006). Childhood poverty: Implications for school readiness and early childhood education In B. Spodek & O. N. Saracho (Eds.), *Handbook of research on the education of young children* (2nd ed., pp. 323–346). Mahwah, NJ: Erlbaum.

Rybash, J. M., & Hrubi-Bopp, K. L. (2000). Isolating the neural mechanisms of age-related changes in

human working memory. *Nature Neuroscience, 3,* 509–515.
Ryding, M., Konradsson, K., Kalm, O., & Prellner, K. (2002). Auditory consequences of recurrent acute purulent otitis media. *Annals of Otology, Rhinology, and Laryngology, 111*(3, Pt. 1), 261–266.
Ryff, C. D. (1991). Possible selves in adulthood and old age: A tale of shifting horizons. *Psychology and Aging, 6,* 286–295.
Ryff, C. D., Friedman, E., Fuller-Rowell, T., Love, G., Miyamoto, Y., Morozink, J., et al. (2012). Varieties of resilience in MIDUS. *Social and Personality Psychology Compass, 6,* 792–806.
Ryff, C. D., & Keyes, C. L. M. (1995). The structure of psychological well-being revisited. *Journal of Personality and Social Psychology, 69,* 719–727.
Ryff, C. D., & Singer, B. H. (2002). From social structure to biology. In S. J. L. C. R. Snyder (Ed.), *Handbook of positive psychology* (pp. 541–555). Oxford: Oxford University Press.
Ryff, C. D., Singer, B. H., & Seltzer, M. M. (2002). Pathways through challenge: Implications for well-being and health. In L. Pulkkinen & A. Caspi (Eds.), *Paths to successful development* (pp. 302–328). Cambridge, UK: Cambridge University Press.
Rynearson, E. K., & Salloum, A. (2011). Restorative retelling: Revising the narrative of violent death. In R. A. Neimeyer, D. L. Harris, H. R. Winokuer, & G. F. Thornton (Eds.), *Grief and bereavement in contemporary society: Bridging research and practice* (pp. 177–188). New York: Routledge.

S

Saarni, C. (1999). *The development of emotional competence.* New York: Guilford.
Saarni, C. (2000). Emotional competence: A developmental perspective. In R. Bar-On & J. D. A. Parker (Eds.), *Handbook of emotional intelligence* (pp. 68–91). San Francisco: Jossey-Bass.
Saarni, C., Campos, J. J., Camras, L. A., & Witherington, D. (2006). Emotional development: Action, communication, and understanding. In N. Eisenberg (Ed.), *Handbook of child psychology: Vol. 3. Social, emotional, and personality development* (6th ed., pp. 226–299). Hoboken, NJ: Wiley.
Sabo, D. and Veliz, P. (2011). *Progress without equity: The provision of high school athletic opportunity in the United States, by gender 1993–94 through 2005–06.* East Meadow, NY: Women's Sports Foundation.
Sacca, S. C., Bolognesi, C., Battistella, A., Bagnis, A., & Izzotti, A. (2009). Gene–environment interactions in ocular diseases. *Mutation Research, 667,* 98–117.
Sacks, P. (2005). "No child left": What are schools for in a democratic society? In S. Olfman (Ed.), *Childhood lost: How American culture is failing our kids* (pp. 185–202). Westport, CT: Praeger.
Sadeh, A. (1997). Sleep and melatonin in infants: A preliminary study. *Sleep, 20,* 185–191.
Sadeh, A., Flint-Ofir, E., Tirosh, T., & Tikotzky, L. (2007). Infant sleep and parental sleep-related cognitions. *Journal of Family Psychology, 21,* 74–87.
Sadler, P., Ethier, N., & Woody, E. (2011). Interpersonal complementarity. In L. M. Horowitz & S. Strack (Eds.), *Handbook of interpersonal psychology* (pp. 123–156). Hoboken, NJ: Wiley.
Sadler, T. W. (2010). *Langman's medical embryology* (11th ed.). Baltimore, MD: Lippincott Williams & Wilkins.
Safe Kids USA. (2008). *Report to the nation: Trends in unintentional childhood injury mortality and parental views on child safety.* Retrieved from www.safekids.org/assets/docs/ourwork/research/research-report-safe-kids-week-2008.pdf
Safe Kids USA. (2011a). *A look inside American family vehicles: National study of 79,000 car seats, 2009–2010.* Retrieved from www.safekids.org/assets/docs/safety-basics/safety-tips-by-risk-area/sk-car-seat-report-2011.pdf
Safe Kids USA. (2011b). *Injury trends fact sheet.* Retrieved from www.safekids.org/our-work/research/fact-sheets/injury-trends-fact-sheet.html
Saffran, J. R. (2009). Acquiring grammatical patterns: Constraints on learning. In J. Colombo, P. McCardle, & L. Freund (Eds.), *Infant pathways to language: Methods, models, and research disorders* (pp. 31–47). New York: Psychology Press.
Saffran, J. R., Aslin, R. N., & Newport, E. L. (1996). Statistical learning by 8-month-old infants. *Science, 27,* 1926–1928.
Saffran, J. R., & Thiessen, E. D. (2003). Pattern induction by infant language learners. *Developmental Psychology, 39,* 484–494.
Saffran, J. R., Werker, J. F., & Werner, L. A. (2006). The infant's auditory world: Hearing, speech, and the beginnings of language. In D. Kuhn & R. Siegler (Eds.), *Handbook of child psychology: Vol. 2. Cognition, perception, and language* (6th ed., pp. 58–108). Hoboken, NJ: Wiley.
Safren, S. A., & Pantalone, D. W. (2006). Social anxiety and barriers to resilience among lesbian, gay, and bisexual adolescents. In A. M. Omoto & H. S. Kurtzman (Eds.), *Sexual orientation and mental health: Examining identity and development in lesbian, gay, and bisexual young people* (pp. 55–71). Washington, DC: American Psychological Association.
Saginak, K. A., & Saginak, M. A. (2005). Balancing work and family: Equity, gender, and marital satisfaction. *Counseling and Therapy for Couples and Families, 13,* 162–166.
Sahathevan, R., Brodtmann, A., & Donnan, G. (2011). Dementia, stroke, and vascular risk factors: A review. *International Journal of Stroke, 7,* 61–73.
Sahlberg, P. (2010). Educational change in Finland. In A. Hargreaves, M. Fullan, A. Lieberman, & D. Hopkins (Eds.), *Second international handbook of educational change.* New York: Springer.
Saito, Y., Auestad, R. A., & Waerness, K. (2010). *Meeting the challenges of elder care: Japan and Norway.* Kyoto, Japan: Kyoto University Press.
Sakraida, T. J. (2005). Divorce transition differences of midlife women. *Issues in Mental Health Nursing, 26,* 225–249.
Salari, S. (2011). Elder mistreatment. In R. A. Settersten, Jr., & J. L. Angel (Eds.), *Handbook of sociology of aging* (pp. 415–430). New York: Springer.
Sale, A., Berardi, N., & Maffei, L. (2009). Enrich the environment to empower the brain. *Trends in Neurosciences, 32,* 233–239.
Salerno, M., Micillo, M., Di Maio, S., Capalbo, D., Ferri, P., & Lettiero, T. (2001). Longitudinal growth, sexual maturation and final height in patients with congenital hypothyroidism detected by neonatal screening. *European Journal of Endocrinology, 145,* 377–383.
Salihu, H. M., Shumpert, M. N., Slay, M., Kirby, R. S., & Alexander, G. R. (2003). Childbearing beyond maternal age 50 and fetal outcomes in the United States. *Obstetrics and Gynecology, 102,* 1006–1014.
Salisbury, A. L., Ponder, K. L., Padbury, J. F., & Lester, B. M. (2009). Fetal effects of psychoactive drugs. *Clinics in Perinatology, 36,* 595–619.
Salley, B. J., & Dixon, W. E., Jr. (2007). Temperamental and joint attentional predictors of language development. *Merrill-Palmer Quarterly, 53,* 131–154.
Salmivalli, C., & Voeten, M. (2004). Connections between attitudes, group norms, and behaviour in bullying situations. *International Journal of Behavioral Development, 28,* 246–258.
Salomon, J. A., Wang, H., Freeman, M. K., Vos, T., Flaxman, A. D., Lopez, A. D., et al. (2012). Healthy life expectancy for 187 countries, 1990–2010: A systematic analysis for the Global Burden Disease Study 2010. *Lancet, 380,* 2144–2162.
Salovey, P., & Pizarro, D. A. (2003). The value of emotional intelligence. In R. J. Sternberg, J. Lautrey, & T. I. Lubart (Eds.), *Models of intelligence: International perspectives* (pp. 263–278). Washington, DC: American Psychological Association.
Salter, D., McMillan, D., Richards, M., Talbot, T., Hodges, J., Bentovim, A., & Hastings, R. (2003). Development of sexually abusive behavior in sexually victimized males: A longitudinal study. *Lancet, 361,* 471–476.
Salthouse, T. A. (1984). Effects of age and skill in typing. *Journal of Experimental Psychology: General, 113,* 345–371.
Salthouse, T. A. (1996). Constraints on theories of cognitive aging. *Psychonomic Bulletin and Review, 3,* 287–299.
Salthouse, T. A. (2006). Aging of thought. In E. Bialystok & F. I. M. Craik (Eds.), *Lifespan cognition: Mechanisms of change* (pp. 274–284). New York: Oxford University Press.
Salthouse, T. A. (2011). Neuroanatomical substrates of age-related cognitive decline. *Psychological Bulletin, 137,* 753–784.
Salthouse, T. A., & Caja, S. J. (2000). Structural constraints on process explanations in cognitive aging. *Psychology and Aging, 15,* 44–55.
Salvioli, S., Capri, M., Santoro, A., Raule, N., Sevini, F., & Lukas, S. (2008). The impact of mitochondrial DNA on human lifespan: A view from studies on centenarians. *Biotechnology Journal, 3,* 740–749.
Samarel, N. (1991). *Caring for life and death.* Washington, DC: Hemisphere.
Samarel, N. (1995). The dying process. In H. Wass & R. A. Neimeyer (Eds.), *Dying: Facing the facts* (3rd ed., pp. 89–116). Washington, DC: Taylor & Francis.
Samek, D. R., & Rueter, M. A. (2011). Considerations of elder sibling closeness in predicting younger sibling substance use: Social learning versus social bonding explanations. *Journal of Family Psychology, 25,* 931–941.
Sameroff, A. (2006). Identifying risk and protective factors for healthy child development. In A. Clarke-Stewart & J. Dunn (Eds.), *Families count: Effects on child and adolescent development* (pp. 53–76). New York: Cambridge University Press.
Sampselle, C. M., Harris, V., Harlow, S. D., & Sowers, M. (2002). Midlife development and menopause in African-American and Caucasian women. *Health Care for Women International, 23,* 351–363.
Samuolis, J., Griffin, K. W., Williams, C., Cesario, B., & Botvin, G. J. (2011). Work intensity and substance use among adolescents employed part-time in entry-level jobs. *International Journal of Child and Adolescent Health, 4,* 67–73.
Sanchez, M. M., & Pollak, S. D. (2009). Socioemotional development following early abuse and neglect: Challenges and insight from translational research. In M. de Haan & M. R. Gunnar (Eds.), *Handbook of developmental social neuroscience* (pp. 497–520). New York: Guilford.
Sanders, O. (2006). *Evaluating the Keeping Ourselves Safe Programme.* Wellington, NZ: Youth Education Service, New Zealand Police. Retrieved from www.nzfvc.org.nz/accan/papers-presentations/abstract11v.shtml
Sanderson, C. A., Rahm, K. B., & Beigbeder, S. A. (2005). The link between the pursuit of intimacy goals and satisfaction in close same-sex friendships: An examination of the underlying processes. *Journal of Social and Personal Relationships, 22,* 75–98.
Sanderson, J. A., & Siegal, M. (1988). Conceptions of moral and social rules in rejected and nonrejected preschoolers. *Journal of Clinical Child Psychology, 17,* 66–72.
Sandler, J. C. (2006). Alternative methods of child testimony: A review of law and research. In C. R. Bartol & A. M. Bartol (Eds.), *Current perspectives in forensic psychology and criminal justice* (pp. 203–212). Thousand Oaks, CA: Sage.

Sandnabba, N. K., & Ahlberg, C. (1999). Parents' attitudes and expectations about children's crossgender behavior. *Sex Roles, 40,* 249–263.

Sandström, A., Rhodin, N., Lundberg, M., Olsson, T., & Nyberg, L. (2005). Impaired cognitive performance in patients with chronic burnout syndrome. *Biological Psychology, 69,* 271–279.

Sangrigoli, S., Pallier, C., Argenti, A. M., Ventureyra, V. A. G., & de Schonen, S. (2005). Reversibility of the other-race effect in face recognition during childhood. *Psychological Science, 16,* 440–444.

San Juan, V., & Astington, J. W. (2012). Bridging the gap between implicit and explicit understanding: How language development promotes the processing and representation of false belief. *British Journal of Developmental Psychology, 30,* 105–122.

Sann, C., & Streri, A. (2007). Perception of object shape and texture in human newborns: Evidence from cross-modal transfer tasks. *Developmental Science, 10,* 399–410.

Sann, C., & Streri, A. (2008). The limits of newborn's grasping to detect texture in a cross-modal transfer task. *Infant Behavior and Development, 31,* 523–531.

Sansavini, A., Bertoncini, J., & Giovanelli, G. (1997). Newborns discriminate the rhythm of multisyllabic stressed words. *Developmental Psychology, 33,* 3–11.

Santoloupo, S., & Pratt, M. (1994). Age, gender, and parenting style variations in mother–adolescent dialogues and adolescent reasoning about political issues. *Journal of Adolescent Research, 9,* 241–261.

Santtila, P., Wager, I., Witting, K., Harlaar, N., Jern, P., Johansson, A., Varjonen, M., & Sandnabba, K. (2008). Discrepancies between sexual desire and sexual activity: Gender differences and associations with relationship satisfaction. *Journal of Sex and Marital Therapy, 34,* 31–44.

Sanz, A., Pamplona, R., & Barja, G. (2006). Is the mitochondrial free radical theory of aging intact? *Antioxidants and Redox Signaling, 8,* 582–599.

Sarason, S. B. (1977). *Work, aging, and social change.* New York: Free Press.

Sarnecka, B. W., & Gelman, S. A. (2004). Six does not just mean a lot: Preschoolers see number words as specific. *Cognition, 92,* 329–352.

Sasser-Coen, J. A. (1993). Qualitative changes in creativity in the second half of life: A life-span developmental perspective. *Journal of Creative Behavior, 27,* 18–27.

Satin, J. R., Linden, W., Phillips, M. J. (2009). Depression as a predictor of disease progression and mortality in cancer patients. *Cancer, 115,* 5349–5361.

Sato, T., Matsumoto, T., Kawano, H., Watanabe, T., Uematsu, Y., & Semine, K. (2004). Brain masculinization requires androgen receptor function. *Proceedings of the National Academy of Sciences, 101,* 1673–1678.

Saucier, J. F., Sylvestre, R., Doucet, H., Lambert, J., Frappier, J. Y., Charbonneau, L., & Malus, M. (2002). Cultural identity and adaptation to adolescence in Montreal. In F. J. C. Azima & N. Grizenko (Eds.), *Immigrant and refugee children and their families: Clinical, research, and training issues* (pp. 133–154). Madison, WI: International Universities Press.

Saudino, K. J. (2003). Parent ratings of infant temperament: Lessons from twin studies. *Infant Behavior and Development, 26,* 100–107.

Saudino, K. J., & Plomin, R. (1997). Cognitive and temperamental mediators of genetic contributions to the home environment during infancy. *Merrill-Palmer Quarterly, 43,* 1–23.

Saunders, B. E. (2012). Determining best practice for treating sexually victimized children. In P. Goodyear-Brown (Ed.), *Handbook of child sexual abuse: Identification, assessment, and treatment* (pp. 173–198). Hoboken, NJ: Wiley.

Sautter, J. M., Thomas, P. A., Dupre, M., & George, L. K. (2012). Socioeconomic status and the black–white mortality crossover. *American Journal of Public Health, 102,* 1566–1571.

Sautter, J. M., Tippett, R. M., & Morgan, S. P. (2010). The social demography of internet dating in the United States. *Social Science Quarterly, 91,* 554–575.

Savin-Williams, R. C. (2001). A critique of research on sexual minority youths. *Journal of Adolescence, 24,* 5–13.

Savin-Williams, R. C., & Diamond, L. M. (2004). Sex. In R. M. Lerner & L. Steinberg (Eds.), *Handbook of adolescent development* (2nd ed., pp. 189–231). Hoboken, NJ: Wiley.

Savin-Williams, R. C., & Ream, G. L. (2003). Sex variations in the disclosure to parents of same-sex attractions. *Journal of Family Psychology, 17,* 429–438.

Sawyer, A. M., & Borduin, C. M. (2011). Effects of multisystemic therapy through midlife: A 21.9-year follow-up to a randomized clinical trial with serious and violent juvenile offenders. *Journal of Consulting and Clinical Psychology, 79,* 643–652.

Saxe, G. B. (1988, August–September). Candy selling and math learning. *Educational Researcher, 17*(6), 14–21.

Saxton, M., Backley, P., & Gallaway, C. (2005). Negative input for grammatical errors: Effects after a lag of 12 weeks. *Journal of Child Language, 32,* 643–672.

Sayer, L. C. (2010). Trends in housework. In J. Treas & S. Drobnic (Eds.), *Dividing the domestic: Men, women, and household work in cross-national perspective* (pp. 19–38). Stanford, CA: Stanford University Press.

Saygin, A. P., Leech, R., & Dick, F. (2010). Nonverbal auditory agnosia with lesion to Wernicke's area. *Neuropsychologia, 48,* 107–113.

Saygin, A. P., Wilson, S. M., Dronkers, N. F., & Bates, E. (2004). Action comprehension in aphasia: Linguistic and non-linguistic deficits and their lesion correlates. *Neuropsychologia, 42,* 1788–1804.

Saylor, M. M. (2004). Twelve- and 16-month-old infants recognize properties of mentioned absent things. *Developmental Science, 7,* 599–611.

Saylor, M. M., Baldwin, D. A., & Sabbagh, M. A. (2005). Word learning: A complex product. In G. Hall & S. Waxman (Eds.), *Weaving a lexicon.* Cambridge, MA: MIT Press.

Saylor, M. M., & Troseth, G. L. (2006). Preschoolers use information about speakers' desires to learn new words. *Cognitive Development, 21,* 214–231.

Saywitz, K. J., Goodman, G. S., & Lyon, T. D. (2002). Interviewing children in and out of court: Current research and practice implications. In J. E. B. Myers & L. Berliner (Eds.), *The APSAC handbook on child maltreatment* (2nd ed., pp. 349–377). Thousand Oaks, CA: Sage.

Scarlett, W. G., & Warren, A. E. A. (2010). Religious and spiritual development across the life span: A behavioral and social science perspective. In M. Lamb & A. Freund (Eds.), *Handbook of life-span development: Vol. 2. Social and emotional development* (pp. 631–682). Hoboken, NJ: Wiley.

Scarmeas, N., Luchsinger, J. A., Mayeux, R., & Stern, Y. (2007). Mediterranean diet and Alzheimer disease mortality. *Neurology, 69,* 1084–1093.

Scarr, S., & McCartney, K. (1983). How people make their own environments: A theory of genotype environment effects. *Child Development, 54,* 424–435.

Scarr, S., & Weinberg, R. A. (1983). The Minnesota Adoption Studies: Genetic differences and malleability. *Child Development, 54,* 260–267.

Schaal, B., Marlier, L., & Soussignan, R. (2000). Human fetuses learn odours from their pregnant mother's diet. *Chemical Senses, 25,* 729–737.

Schacht, P. M., Cummings, E. M., & Davies, P. T. (2009). Fathering in family context and child adjustment: A longitudinal analysis. *Journal of Family Psychology, 23,* 790–797.

Schäfer, S., Huxhold, O., & Lindenberger, U. (2006). Healthy mind in healthy body? A review of sensorimotor–cognitive interdependencies in old age. *European Review of Aging and Physical Activity, 3,* 45–54.

Schaie, K. W. (1994). The course of adult intellectual development. *American Psychologist, 49,* 304–313.

Schaie, K. W. (1996). *Intellectual development in adulthood: The Seattle Longitudinal Study.* New York: Cambridge University Press.

Schaie, K. W. (1998). The Seattle Longitudinal Studies of Adult Intelligence. In M. P. Lawton & T. A. Salthouse (Eds.*), Essential papers on the psychology of aging* (pp. 263–271). New York: New York University Press.

Schaie, K. W. (2000). The impact of longitudinal studies on understanding development from young adulthood to old age. *International Journal of Behavioral Development, 24,* 257–266.

Schaie, K. W. (2005). *Developmental influences on adult intelligence: The Seattle Longitudinal Study.* New York: Oxford University Press.

Schaie, K. W. (2011). Historical influences on aging and behavior. In K. W. Schaie & S. L. Willis (Eds.), *Handbook of the psychology of aging* (7th ed., pp. 41–55). San Diego, CA: Academic Press.

Schalet, A. (2007). Adolescent sexuality viewed through two different cultural lenses. In M. S. Tepper & A. F. Owens (Eds.), *Sexual health: Vol. 3. Moral and cultural foundations* (pp. 365–387). Westport, CT: Praeger.

Scheibe, S., Freund, A. M., & Baltes, P. B. (2007). Toward a developmental psychology of Sehnsucht (life longings): The optimal (utopian) life. *Developmental Psychology, 43,* 778–795.

Scher, A., Epstein, R., & Tirosh, E. (2004). Stability and changes in sleep regulation: A longitudinal study from 3 months to 3 years. *International Journal of Behavioral Development, 28,* 268–274.

Scher, A., Tirosh, E., Jaffe, M., Rubin, L., Sadeh, A., & Lavie, P. (1995). Sleep patterns of infants and young children in Israel. *International Journal of Behavioral Development, 18,* 701–711.

Schewe, P. A. (2007). Interventions to prevent sexual violence. In L. S. Doll, S. E. Bonzo, D. A. Sleet, & J. A. Mercy (Eds.), *Handbook of injury and violence prevention* (pp. 223–240). New York: Springer Science + Business Media.

Schiamberg, L. B., Barboza, G. G., Oehmke, J., Zhang, Z., Griffore, R. J., Weatherhill, R. P., et al. (2011). Elder abuse in nursing homes: An ecological perspective. *Journal of Elder Abuse and Neglect, 23,* 190–211.

Schieman, S., Bierman, A., & Ellison, C. G. (2010). Religious involvement, beliefs about God, and the sense of mattering among older adults. *Journal for the Scientific Study of Religion, 49,* 517–535.

Schieman, S., & Plickert, G. (2007). Functional limitations and changes in levels of depression among older adults: A multiple-hierarchy stratification perspective. *Journal of Gerontology, 62B,* S36–S42.

Schindler, H. S. (2010). The importance of parenting and financial contributions in promoting fathers' psychological health. *Journal of Marriage and Family, 72,* 318–332.

Schlaggar, B. L., & McCandliss, B. D. (2007). Development of neural systems for reading. *Annual Review of Neuroscience, 30,* 475–503.

Schlagmüller, M., & Schneider, W. (2002). The development of organizational strategies in children: Evidence from a microgenetic longitudinal study. *Journal of Experimental Child Psychology, 81,* 298–319.

Schlegel, A., & Barry, H., III. (1991). *Adolescence: An anthropological inquiry.* New York: Free Press.

Schlossberg, N. (2004). *Retire smart, retire happy: Finding your true path in life.* Washington, DC: American Psychological Association.

Schmidt, K.-H., Neubach, B., & Heuer, H. (2007). Self-control demands, cognitive control deficits, and burnout. *Work and Stress, 21,* 142–154.

Schmidt, L. A., Fox, N. A., Rubin, K. H., Sternberg, E. M., Gold, P. W., & Smith, C. C. (1997). Behavioral and neuroendocrine responses in shy children. *Developmental Psychobiology, 35,* 119–135.

Schmidt, L. A., Fox, N. A., Schulkin, J., & Gold, P. W. (1999). Behavioral and psychophysiological correlates of self-presentation in temperamentally shy children. *Developmental Psychobiology, 30,* 127–140.

Schmidt, L. A., Santesso, D. L., Schulkin, J., & Segalowitz, S. J. (2007). Shyness is a necessary but not sufficient condition for high salivary cortisol in typically developing 10-year-old children. *Personality and Individual Differences, 43,* 1541–1551.

Schmidt, M. E., Crawley-Davis, A. M., & Anderson, D. R. (2007). Two-year-olds' object retrieval based on television: Testing a perceptual account. *Media Psychology, 9,* 389–409.

Schmitt, D. P., Allik, J., McCrae, R. R., & Benet-Martínez, V. (2007). The geographic distribution of the Big Five personality traits: Patterns and profiles of human self-description across 56 countries. *Journal of Cross-Cultural Psychology, 38,* 173–212.

Schmitz, S., Fulker, D. W., Plomin, R., Zahn-Waxler, C., Emde, R. N., & DeFries, J. C. (1999). Temperament and problem behaviour during early childhood. *International Journal of Behavioural Development, 23,* 333–355.

Schneewind, K. A., & Gerhard, A. (2002). Relationship personality, conflict resolution, and marital satisfaction in the first 5 years of marriage. *Family Relations, 51,* 63–71.

Schneider, B. H., Atkinson, L., & Tardif, C. (2001). Child–parent attachment and children's peer relations: A quantitative review. *Developmental Psychology, 37,* 87–100.

Schneider, W. (2002). Memory development in childhood. In U. Goswami (Ed.), *Blackwell handbook of childhood cognitive development* (pp. 236–256). Malden, MA: Blackwell.

Schneider, W., & Bjorklund, D. F. (1992). Expertise, aptitude, and strategic remembering. *Child Development, 63,* 461–473.

Schneider, W., & Bjorklund, D. F. (1998). Memory. In D. Kuhn & R. S. Siegler (Eds.), *Handbook of child psychology: Vol. 2. Cognition, perception, and language* (5th ed., pp. 467–521). New York: Wiley.

Schneider, W., & Pressley, M. (1997). *Memory development between two and twenty* (2nd ed.). Mahwah, NJ: Erlbaum.

Schneiders, J., Nicolson, N. A., Berkhof, J., Feron, F. J., van Os, J., & deVries, M. W. (2006). Mood reactivity to daily negative events in early adolescence: Relationship to risk for psychopathology. *Developmental Psychology, 42,* 543–554.

Schneller, D. P., & Arditti, J.A. (2004). After the breakup: Interpreting divorce and rethinking intimacy. *Journal of Divorce and Remarriage, 42,* 1–37.

Schnohr, P., Nyboe, J., Lange, P., & Jensen, G. (1998). Longevity and gray hair, baldness, facial wrinkles, and arcus senilis in 13,000 men and women: The Copenhagen City Heart Study. *Journal of Gerontology, 53,* M347–350.

Schnohr, P., Scharling, H., & Jensen, J. S. (2003). Changes in leisure-time physical activity and risk of death: An observational study of 7,000 men and women. *American Journal of Epidemiology, 158,* 639–644.

Scholl, B. J., & Leslie, A. M. (2000). Minds, modules, and meta-analysis. *Child Development, 72,* 696–701.

Scholl, T. O., Hediger, M. L., & Belsky, D. H. (1996). Prenatal care and maternal health during adolescent pregnancy: A review and meta-analysis. *Journal of Adolescent Health, 15,* 444–456.

Scholnick, E. K. (1995, Fall). Knowing and constructing plans. *SRCD Newsletter,* pp. 1–2, 17.

Schonberg, R. L., & Tifft, C. J. (2007). Birth defects and prenatal diagnosis. In M. L. Batshaw, L. Pellegrino, & N. J. Roizen (Eds.), *Children with disabilities* (6th ed., pp. 83–96). Baltimore: Paul H. Brookes.

Schöner, G., & Thelen, E. (2006). Using dynamic field theory to rethink infant habituation. *Psychological Review, 113,* 273–299.

Schonert-Reichl, K. A. (1999). Relations of peer acceptance, friendship adjustment, and social behavior to moral reasoning during early adolescence. *Journal of Early Adolescence, 19,* 249–279.

Schooler, C., Mulatu, M. S., & Oates, G. (1999). The continuing effects of substantively complex work on the intellectual functioning of older workers. *Psychology and Aging, 14,* 483–506.

Schooler, C., Mulatu, M. S., & Oates, G. (2004). Occupational self-direction, intellectual functioning, and self-directed orientation in older workers: Findings and implications for individuals and societies. *American Journal of Sociology, 110,* 161–197.

Schoon, L., & Parsons, S. (2002). Teenage aspirations for future careers and occupational outcomes. *Journal of Vocational Behavior, 60,* 262–288.

Schoppe-Sullivan, S. J., Brown, G. L., Cannon, E. A., Mangelsdorf, S. C., & Sokolowski, M. S. (2008). Maternal gatekeeping, coparenting quality, and fathering behavior in families with infants. *Journal of Family Psychology, 22,* 389–398.

Schoppe-Sullivan, S. J., Mangelsdorf, S. C., Frosch, C. A., & McHale, J. (2004). Associations between coparenting and marital behavior from infancy to the preschool years. *Journal of Family Psychology, 18,* 194–207.

Schor, J. B. (2002). Time crunch among American parents. In S. A. Hewlett, N. Rankin, & C. West (Eds.), *Taking parenting public* (pp. 83–102). Boston: Rowman & Littlefield.

Schott, J. M., & Rossor, M. N. (2003). The grasp and other primitive reflexes. *Journal of Neurological and Neurosurgical Psychiatry, 74,* 558–560.

Schroeder, R. D., Bulanda, R. E., Giordano, P. C., & Cernkovich, S. A. (2010). Parenting and adult criminality: An examination of direct and indirect effects by race. *Journal of Adolescent Research, 25,* 64–98.

Schroots, J. J. F., van Dijkum, C., & Assink, M. H. J. (2004). Autobiographical memory from a life span perspective. *International Journal of Aging and Human Development, 58,* 69–85.

Schuckit, M. A. (2009). Alcohol-use disorders. *Lancet, 373,* 492–501.

Schuetze, P., & Eiden, R. D. (2006). The association between maternal cocaine use during pregnancy and physiological regulation in 4- to 8-week-old infants: An examination of possible mediators and moderators. *Journal of Pediatric Psychology, 31,* 15–26.

Schull, W. J. (2003). The children of atomic bomb survivors: A synopsis. *Journal of Radiological Protection, 23,* 369–394.

Schulte-Ruther, M., Markowitsch, H. J., Fink, G. R., & Piefke, M. (2007). Mirror neuron and theory of mind mechanisms involved in face-to-face interactions: A functional magnetic resonance imaging approach to empathy. *Journal of Cognitive Neuroscience, 19,* 1354–1372.

Schultz, R., Burgio, L., Burns, R., Eisdorfer, C., Gallagher-Thompson, D., Gitlin, L. N., & Mahoney, D. F. (2003). Resources for enhancing Alzheimer's caregiver health (REACH): Overview, site-specific outcomes, and future directions. *Gerontologist, 43,* 514–520.

Schulz, M. S., Cowan, C. P., & Cowan, P. A. (2006). Promoting healthy beginnings: A randomized controlled trial. *Journal of Consulting and Clinical Psychology, 74,* 20–31.

Schulz, R., & Curnow, C. (1988). Peak performance and age among superathletes: Track and field, swimming, baseball, tennis, and golf. *Journal of Gerontology, 43,* P113–P120.

Schumann, C. M., & Amaral, D. G. (2010). The human amygdala in autism. In P. J. Whalen & E. A. Phelps (Eds.), *The human amygdala* (pp. 362–381). New York: Guilford.

Schumann, C. M., Barnes, C. C., Lord, C., & Courchesne, E. (2009). Amygdala enlargement in toddlers and autism related to severity of social and communication impairments. *Biological Psychiatry, 66,* 942–949.

Schwanenflugel, P. J., Henderson, R. L., & Fabricius, W. V. (1998). Developing organization of mental verbs and theory of mind in middle childhood: Evidence from extensions. *Developmental Psychology, 34,* 512–524.

Schwarte, A. R. (2008). Fragile X syndrome. *School Psychology Quarterly, 23,* 290–300.

Schwartz, B. L., & Frazier, L. D. (2005). Tip-of-the-tongue states and aging: Contrasting psycholinguistic and metacognitive perspectives. *Journal of General Psychology, 132,* 377–391.

Schwartz, C. E., Wright, C. I., Shin, L. M., Kagan, J., & Rauch, S. L. (2003). Inhibited and uninhibited infants "grown up": Adult amygdalar response to novelty. *Science, 300,* 1952–1953.

Schwartz, J. P., & Waldo, M. (2004). Group work with men who have committed partner abuse. In J. L. DeLucia-Waack, D. A. Gerrity, C. R. Kalodner, & M. T. Riva (Eds.), *Handbook of group counseling and psychotherapy* (pp. 576–592). Thousand Oaks, CA: Sage.

Schwartz, S. J., Beyers, W., Luyckz, K., Soenens, B. Zamboanga, B. L., Forthun, L. F., et al. (2011). Examining the light and dark sides of emerging adults' identity: A study of identity status differences in positive and negative psychosocial functioning. *Journal of Youth and Adolescence, 40,* 839–859.

Schwartz, S. J., Côté, J. E., & Arnett, J. J. (2005). Identity and agency in emerging adulthood: Two developmental routes in the individualization process. *Youth and Society, 37,* 201–229.

Schwartz, S. J., Pantin, H., Prado, G., Sullivan, S., & Szapocznik, J. (2005). Family functioning, identity, and problem behavior: Immigrant early adolescents. *Journal of Early Adolescence, 25,* 392–420.

Schwarz, N. (1999). Self-reports: How the questions shape the answers. *American Psychologist, 54,* 93–105.

Schwebel, D. C., & Bounds, M. L. (2003). The role of parents and temperament on children's estimation of physical ability: Links to unintentional injury prevention. *Journal of Pediatric Psychology, 28,* 505–516.

Schwebel, D. C., & Brezausek, C. M. (2007). Father transitions in the household and young children's injury risk. *Psychology of Men and Masculinity, 8,* 173–184.

Schwebel, D. C., & Gaines, J. (2007). Pediatric unintentional injury: Behavioral risk factors and implications for prevention. *Journal of Developmental and Behavioral Pediatrics, 28,* 245–254.

Schwebel, D. C., Roth, D. L., Elliott, M. N., Chien, A. T., Mrug, S., Shipp, E., et al. (2012). Marital conflict and fifth-graders' risk for injury. *Accident Analysis and Prevention, 47,* 30–35.

Schwebel, D. C., Roth, D. L., Elliott, M. N., Windle, M., Grunbaum, J. A., Low, B., et al. (2011). The association of activity level, parent mental distress, and parental involvement and monitoring with unintentional injury risk in fifth graders. *Accident Analysis and Prevention, 43,* 848–852.

Schweiger, W. K., & O'Brien, M. (2005). Special needs adoption: An ecological systems approach. *Family Relations, 54,* 512–522.

Schweinhart, L. J. (2010). The challenge of the High/Scope Perry Preschool study. In A. J. Reynolds, A. J. Rolnick, M. M. Englund, & J. Temple (Eds.), *Childhood programs and practices in the first decade of life: A human capital integration* (pp. 199–213). New York: Cambridge University Press.

Schweinhart, L. J., Montie, J., Xiang, Z., Barnett, W. S., Belfield, C. R., & Nores, M. (2005). *Lifetime effects:*

The High/Scope Perry Preschool Study through age 40. Ypsilanti, MI: High/Scope Press.
Schweizer, K., Moosbrugger, H., & Goldhammer, F. (2006). The structure of the relationship between attention and intelligence. *Intelligence, 33,* 589–611.
Schwenck, C., Bjorklund, D. F., & Schneider, W. (2007). Factors influencing the incidence of utilization deficiencies and other patterns of recall/strategy-use relations in a strategic memory task. *Child Development, 22,* 197–212.
Schwier, C., van Maanen, C., Carpenter, M., & Tomasello, M. (2006). Rational imitation in 12-month-old infants. *Infancy, 10,* 303–311.
Scocco, P., Rapattoni, M., & Fantoni, G. (2006). Nursing home institutionalization: A source of eustress or distress for the elderly? *International Journal of Geriatric Psychiatry, 21,* 281–287.
Scott, L. D. (2003). The relation of racial identity and racial socialization to coping with discrimination among African Americans. *Journal of Black Studies, 20,* 520–538.
Scott, L. S., & Monesson, A. (2009). The origin of biases in face perception. *Psychological Science, 20,* 676–680.
Scrutton, D. (2005). Influence of supine sleep positioning on early motor milestone acquisition. *Developmental Medicine and Child Neurology, 47,* 364.
Scullin, M. K., Bugg, J. M., McDaniel, M. A., & Einstein, G. O. (2011). Prospective memory and aging: Preserved spontaneous retrieval, but impaired deactivation, in older adults. *Memory and Cognition, 39,* 1232–1240.
Seale, C. (2009). Legalisation of euthanasia or physician-assisted suicide: Survey of doctors' attitudes. *Palliative Medicine, 23,* 205–212.
Seaton, E. K., Scottham, K. M., & Sellers, R. M. (2006). The status model of racial identity development in African American adolescents: Evidence of structure, trajectories, and well-being. *Child Development, 77,* 1416–1426.
Seeman, E. (2008). Structural basis of growth-related gain and age-related loss of bone strength. *Rheumatology, 47,* iv2–iv8.
Seeman, T. E., Huang, M.-H., Bretsky, P., Crimmins, E., Launer, L., & Guralnik, J. M. (2005). Education and APOE-e4 in longitudinal cognitive decline: MacAurthur Studies of Successful Aging. *Journal of Gerontology, 60B,* P74–P83.
Seiberling, K. A., & Conley, D. B. (2004). Aging and olfactory and taste function. *Otolaryngologic Clinics of North America, 37,* 1209–1228.
Seibert, A. C., & Kerns, K. A. (2009). Attachment figures in middle childhood. *International Journal of Behavioral Development, 33,* 347–355.
Seidman, E., Aber, J. L., & French, S. E. (2004). Assessing the transitions to middle and high school. *Journal of Adolescent Research, 19,* 3–30.
Seidman, E., Lambert, L. E., Allen, L., & Aber, J. L. (2003). Urban adolescents' transition to junior high school and protective family transactions. *Journal of Early Adolescence, 23,* 166–193.
Seifer, R., & Schiller, M. (1995). The role of parenting sensitivity, infant temperament, and dyadic interaction in attachment theory and assessment. In E. Waters, B. E. Vaughn, G. Posada, & K. Kondo-Ikemura (Eds.), Caregiving, cultural, and cognitive perspectives on secure-base behavior and working models: New growing points of attachment theory and research. *Monographs of the Society for Research in Child Development, 60*(2–3, Serial No. 244).
Seitz, V., & Apfel, N. H. (2005). Creating effective school-based interventions for pregnant teenagers. In R. DeV. Peters, B. Leadbeater, & R. J. McMahon (Eds.), *Resilience in children, families, and communities: Linking context to practice and policy* (pp. 65–82). New York: Kluwer Academic.
Sekita, A., Ninomiya, T., Tanizaki, Y., Doi, Y., Hata, J., Yonemoto, K., et al. (2010). Trends in prevalence of Alzheimer's disease and vascular dementia in a Japanese community: the Hisayama Study. *Acta Psychiatrica Scandivavica, 122,* 319–325.
Selfhout, M. H. W., Branje, S. J. T., & Meeus, W. H. J. (2008). The development of delinquency and perceived friendship quality in adolescent best friendship dyads. *Journal of Abnormal Child Psychology, 36,* 471–485.
Selwood, A., & Cooper, C. (2009). Abuse of people with dementia. *Reviews in Clinical Gerontology, 19,* 35–43.
Selwood, A., Johnston, K., Katona, C., Lyketsos, C., & Livingston, G. (2007). Systematic review of the effect of psychological interventions on family caregivers of people with dementia. *Journal of Affective Disorders, 101,* 75–89.
Selwyn, P. A. (1996). Before their time: A clinician's reflections on death and AIDS. In H. M. Spiro, M. G. M. Curnen, & L. P. Wandel (Eds.), *Facing death: Where culture, religion, and medicine meet* (pp. 33–37). New Haven, CT: Yale University Press.
Semanik, P. A., Chang, R. W., & Dunlop, D. D. (2012). Aerobic activity in prevention and symptom control of osteoarthritis. *PM&R, 4,* S37–S44.
Senechal, M., & LeFevre, J. (2002). Parental involvement in the development of children's reading skill: A five-year longitudinal study. *Child Development, 73,* 445–460.
Senju, A., Csibra, G., & Johnson, M. H. (2008). Understanding the referential nature of looking: Infants' preference for object-directed gaze. *Cognition, 108,* 303–319.
Senju, A., Southgate, V., Snape, C., Leonard, M., & Csibra, G. (2011). Do 18-month-olds really attribute mental states to others? A critical test. *Psychological Science, 22,* 878–880.
Serafini, T. E., & Adams, G. R. (2002). Functions of identity: Scale construction and validation. *Identity: An International Journal of Theory and Research, 2,* 361–389.
Serbin, L. A., Powlishta, K. K., & Gulko, J. (1993). The development of sex typing in middle childhood. *Monographs of the Society for Research in Child Development, 58*(2, Serial No. 232).
Sergeant, J. F., Ekerdt, D. J., & Chapin, R. (2008). Measurement of late-life residential relocation: Why are rates for such a manifest event so varied? *Journal of Gerontology, 63B,* S92–S98.
Sermon, K., Van Steirteghem, A., & Liebaers, I. (2004). Preimplantation genetic diagnosis. *Lancet, 363,* 1633–1641.
Serpell, R., Sonnenschein, S., Baker L., & Ganapathy, H. (2002). Intimate culture of families in the early socialization of literacy. *Journal of Family Psychology, 16,* 391–405.
Serra, L., Perri, R., Cercignani, M., Spano, B., Fadda, L., Marra, C. et al. (2010). Are behavioral symptoms of Alzheimer's disease directly associated with neurodegeneration? *Journal of Alzheimer's Disease, 21,* 627–639.
Service Canada. (2009). *Guide to Canada Pension Plan disability benefits.* Retrieved from www.servicecanada.gc.ca/eng/isp/pub/cpp/disability/guide/sectionb.shtml
Sesame Workshop. (2009). *Sesame Workshop Annual Report 2009.* Retrieved from www.sesameworkshop.org/assets/290/src/Annual%20Report%202009.pdf
Settersten, R. A. (2003). Age structuring and the rhythm of the life course. In J. T. Mortimer & M. J. Shanahan (Eds.), *Handbook of the life course* (pp. 81–98). New York: Kluwer Academic.
Settersten, R. A. (2007). The new landscape of adult life: Road maps, signposts, and speed lines. *Research in Human Development, 4,* 239–252.
Settles, I. H., Cortina, L. M., Malley, J., & Stewart, A. J. (2006). The climate for women in academic science: The good, the bad, and the changeable. *Psychology of Women Quarterly, 30,* 47–58.
Sevigny, P. R., & Loutzenhiser, L. (2010). Predictors of parenting self-efficacy in mothers and fathers of toddlers. Child Care, *Health and Development, 36,* 179–189.
Seymour, S. C. (1999). *Women, family, and child care in India.* Cambridge, UK: Cambridge University Press.
Shaeer, O., & Shaeer, K. (2012). The Global Online Sexual Survey (GOSS): The United States of America in 2011. Chapter I: Erectile dysfunction among English-speakers. *Journal of Sexual Medicine, 9,* 3018–3027.
Shafer, V. L., & Garrido-Nag, K. (2007). The neurodevelopmental bases of language. In E. Hoff & M. Shatz (Eds.), *Blackwell handbook of language development* (pp. 21–45). Malden, MA: Blackwell.
Shah, T., Sullivan, K., & Carter, J. (2006). Sudden infant death syndrome and reported maternal smoking during pregnancy. *American Journal of Public Health, 96,* 1757–1759.
Shalev, I. (2012). Early life stress and telomere length: Investigating the connection and possible mechanisms. *BioEssays, 34,* 943–952.
Shanahan, L., McHale, S. M., Crouter, A. C., & Osgood, D. W. (2007). Warmth with mothers and fathers from middle childhood to late adolescence: Within- and between-families comparisions. *Developmental Psychology, 43,* 551–563.
Shapka, J. D., & Keating, D. P. (2005). Structure and change in self-concept during adolescence. *Canadian Journal of Behavioural Science, 37,* 83–96.
Sharp, E. A., & Ganong, L. (2011). "I'm a loser, I'm not married, let's just all look at me": Ever-single women's perceptions of their social environment. *Journal of Family Issues, 32,* 956–980.
Shatz, M. (2007). On the development of the field. In E. Hoff & M. Shatz (Eds.), *Blackwell handbook of language development* (pp. 1–20). Malden, MA: Blackwell.
Shaver, P., Furman, W., & Buhrmester, D. (1985). Transition to college: Network changes, social skills, and loneliness. In S. Duck & D. Perlman (Eds.), *Understanding personal relationships: An interdisciplinary approach* (pp. 193–219). London: Sage.
Shaw, B. A. (2005). Anticipated support from neighbors and physical functioning during later life. *Research on Aging, 27,* 503–525.
Shaw, D. S., Gilliom, M., Ingoldsby, E. M., & Nagin, D. S. (2003). Trajectories leading to school-age conduct problems. *Developmental Psychology, 39,* 189–200.
Shaw, P., Eckstrand, K., Sharp, W., Blumenthal, J., Lerch, J. P., & Greenstein, D. (2007, November 16). Attention-deficit/hyperactivity disorder is characterized by a delay in cortical maturation. *Proceedings of the National Academy of Sciences Online.* Retrieved from www.pnas.org/cgi/content/abstract/0707741104v1
Shay, J. W., & Wright, W. E. (2011). Role of telomeres and telomerase in cancer. *Seminars in Cancer Biology, 21,* 349–353.
Shea, J. L. (2006). Cross-cultural comparison of women's midlife symptom-reporting: A China study. *Culture, Medicine, and Psychiatry, 30,* 331–362.
Shedler, J., & Block, J. (1990). Adolescent drug use and psychological health: A longitudinal inquiry. *American Psychologist, 45,* 612–630.
Sheehan, G., Darlington, Y., Noller, P., & Feeney, J. (2004). Children's perceptions of their sibling relationships during parental separation and divorce. *Journal of Divorce and Remarriage, 41,* 69–94.
Sheehan, N. W., & Petrovic, K. (2008). Grandparents and their adult grandchildren: Recurring themes from the literature. *Marriage and Family Review, 44,* 99–124.

Sherman, A. M., de Vries, B., & Lansford, J. E. (2000). Friendship in childhood and adulthood: Lessons across the life span. *International Journal of Aging and Human Development, 51,* 31–51.

Sherman, A. M., Lansford, J. E., & Volling, B. L. (2006). Sibling relationships and best friendships in young adulthood: Warmth, conflict, and well-being. *Personal Relationships, 13,* 151–165.

Sherman, C. W., Rosenblatt, D. E., & Antonucci, T. C. (2008). Elder abuse and mistreatment: A life span and cultural context. *Indian Journal of Gerontology, 22.*

Sherman, S. L., Freeman, S. B., Allen, E. G., & Lamb, N. E. (2005). Risk factors for nondisjunction of trisomy 21. *Cytogenetic Genome Research, 111,* 273–280.

Sherrod, L. R., & Spiewak, G. S. (2008). Possible interrelationships between civic engagement, positive youth development, and spirituality/religiosity. In R. M. Lerner, R. W. Roeser, & E. Phelps (Eds.), *Positive youth development and spirituality: From theory to research* (pp. 322–338). West Conshohocken, PA: Templeton Foundation Press.

Sherry, B., McDivitt, J., Brich, L. L., Cook, F. H., Sanders, S., Prish, J. L., Francis, L. A., & Scanlon, K. S. (2004). Attitudes, practices, and concerns about child feeding and child weight status among socioeconomically diverse white, Hispanic, and African-American mothers. *Journal of the American Dietetic Association, 104,* 215–221.

Shield, R. R., Wetle, T., Teno, J., Miller, S. C., & Welch, L. C. (2010). Vigilant at the end of life: Family advocacy in the nursing home. *Journal of Palliative Medicine, 13,* 573–579.

Shields, G., King, W., Fulks, S., & Fallon, L. F. (2002). Determinants of perceived safety among the elderly: An exploratory study. *Journal of Gerontological Social Work, 38,* 73–83.

Shierholz, H., Sabadish, N., & Wething, H. (2012, May 3). *The class of 2012: Labor market for young graduates remains grim*. EPI Briefing Paper #340. Washington, DC: Economic Policy Institute.

Shifren, J. L., Monz, B. U., Russo, P. A., Segreti, A., & Johannes, C. B. (2008). Sexual problems and distress in United States women. *Obstetrics and Gynecology, 112,* 970–978.

Shimada, S., & Hiraki, K. (2006). Infant's brain responses to live and televised action. *NeuroImage, 32,* 930–939.

Shimizu, H. (2001). Japanese adolescent boys' senses of empathy (omoiyari) and Carol Gilligan's perspectives on the morality of care: A phenomenological approach. *Culture and Psychology, 7,* 453–475.

Shin, J. S., Hong, A., Solomon, M. J., & Lee, C. S. (2006). The role of telomeres and telomerase in the pathology of human cancer and aging. *Pathology, 38,* 103–113.

Shinn, M., Schteingart, J. S., Williams, N. C., Carlin-Mathis, J., Bialo-Karagis, N., Becker-Klein, R., & Weitzman, B. C. (2008). Long-term associations of homelessness with children's well-being. *American Behavioral Scientist, 51,* 789–809.

Shipman, K. L., Zeman, J., Nesin, A. E., & Fitzgerald, M. (2003). Children's strategies for displaying anger and sadness: What works with whom? *Merrill-Palmer Quarterly, 49,* 100–122.

Shonkoff, J. P., & Bales, S. N. (2011). Science does not speak for itself: Translating child development research for the public and its policymakers. *Child Development, 82,* 17–32.

Shonkoff, J. P., & Phillips, D. (Eds.). (2001). *Neurons to neighborhoods: The science of early childhood development.* Washington, DC: National Academy Press.

Shor, E., Roelfs, D. J., Curreli, M., Clemow, L., Burg, M. M., & Schwartz, J. E. (2012). Widowhood and mortality: A meta-analysis and meta-regression. *Demography, 49,* 575–606.

Shuey, K., & Hardy, M. A. (2003). Assistance to aging parents and parents-in-law: Does lineage affect family allocation decisions? *Journal of Marriage and Family, 65,* 418–431.

Shultz, K. S., & Wang, M. (2007). The influence of specific physical health conditions on retirement decisions. *International Journal of Aging and Human Development, 65,* 149–161.

Shure, M. B., & Aberson, B. (2005). Enhancing the process of resilience through effective thinking. In S. Goldstein & R. B. Brooks (Eds.), *Handbook of resilience in children* (pp. 373–394). New York: Kluwer Academic.

Shuwairi, S. M., Albert, M. K., & Johnson, S. P. (2007). Discrimination of possible and impossible objects in infancy. *Psychological Science, 18,* 303–307.

Shwalb, D. W., Nakawaza, J., Yamamoto, T., & Hyun, J.-H. (2004). Fathering in Japanese, Chinese, and Korean cultures: A review of the research literature. In M. E. Lamb (Ed.), *The role of the father in child development* (4th ed., pp. 146–181). Hoboken, NJ: Wiley.

Shweder, R. A., Goodnow, J. J., Hatano, G., LeVine, R. A., Markus, H. R., & Miller, P. J. (2006). The cultural psychology of development: One mind, many mentalities. In R. M. Lerner (Ed.), *Handbook of child psychology: Vol. 1. Theoretical models of human development* (6th ed., pp. 716–792). Hoboken, NJ: Wiley.

Sibley, C. G., & Overall, N. C. (2010). Modeling the hierarchical structure of personality–attachment associations: Domain diffusion versus domain differentiation. *Journal of Social and Personal Relationships, 27,* 47–70.

Sidebotham, P., Heron, J., & the ALSPAC Study Team. (2003). Child maltreatment in the "children of the nineties": The role of the child. *Child Abuse and Neglect, 27,* 337–352.

Siebenbruner, J., Zimmer-Gembeck, M. J., & Egeland, B. (2007). Sexual partners and contraceptive use: A 16-year prospective study predicting abstinence and risk behavior. *Journal of Research on Adolescence, 17,* 179–206.

Siebert, A. C., & Kerns, K. A. (2009). Attachment figures in middle childhood. *International Journal of Behavioral Development, 33,* 347–355.

Siegal, M., Iozzi, L., & Surian, L. (2009). Bilingualism and conversational understanding in young children. *Cognition, 110,* 115–122.

Siega-Riz, A. M., Deming, D. M., Reidy, K. C., Fox, M. K., Condon, E., & Briefel, R. R. (2010). Food consumption patterns of infants and toddlers: Where are we now? *Journal of the American Dietetic Association, 110,* S38–S51.

Siegel, R., Naishadham, D., & Jemal, A. (2012). Cancer statistics, 2012. *CA: A Cancer Journal for Clinicians, 62,* 10–29.

Sieger, K., & Renk, K. (2007). Pregnant and parenting adolescents: A study of ethnic identity, emotional and behavioral functioning, child characteristics, and social support. *Journal of Youth and Adolescence, 36,* 567–581.

Siegler, R. S. (1996). *Emerging minds: The process of change in children's thinking.* New York: Oxford University Press.

Siegler, R. S. (2007). Cognitive variability. *Developmental Science, 10,* 104–109.

Siegler, R. S. (2009). Improving preschoolers' number sense using information-processing theory. In O. A. Barbarin & B. H. Wasik (Eds.), *Handbook of child development and early education* (pp. 429–454). New York: Guilford.

Siegler, R. S., & Mu, Y. (2008). Chinese children excel on novel mathematics problems even before elementary school. *Psychological Science, 19,* 759–763.

Siegler, R. S., & Svetina, M. (2006). What leads children to adopt new strategies? A microgenetic/cross-sectional study of class inclusion. *Child Development, 77,* 997–1015.

Siervogel, R. M., Maynard, L. M., Wisemandle, W. A., Roche, A. F., Guo, S. S., Chumlea, W. C., & Towne, B. (2000). Annual changes in total body fat and fat-free mass in children from 8 to 18 years in relation to changes in body mass index: The Fels Longitudinal Study. *Annals of the New York Academy of Sciences, 904,* 420–423.

Silk, J. S., Morris, A. S., Kanaya, T., & Steinberg, L. (2003). Psychological control and autonomy granting: Opposite ends of a continuum or distinct constructs? *Journal of Research on Adolescence, 13,* 113–128.

Silvén, M. (2001). Attention in very young infants predicts learning of first words. *Infant Behavior and Development, 24,* 229–237.

Silver, M. H., & Perls, T. T. (2000). Is dementia the price of a long life? An optimistic report from centenarians. *Journal of Geriatric Psychiatry, 33,* 71–79.

Silverberg, S. B. (1996). Parents' well-being at their children's transition to adolescence. In C. D. Ryff & M. M. Seltzer (Eds.), *The parental experience in midlife* (pp. 215–254). Chicago: University of Chicago Press.

Silverman, I., Choi, J., & Peters, M. (2007). The hunter-gatherer theory of sex differences in spatial abilities. *Archives of Sexual behavior, 36,* 261–268.

Silverman, P. R. (2004). Dying and bereavement in historical perspective. In J. Berzoff & P. R. Silverman (Eds.), *Living with dying: A handbook for end-of-life healthcare practitioners* (pp. 128–149). New York: Columbia University Press.

Silverman, P. R., & Nickman, S. L. (1996). Children's construction of their dead parents. In D. Klass, P. R. Silverman, & S. L. Nickman (Eds.), *Continuing bonds: New understandings of grief* (pp. 73–86). Washington, DC: Taylor & Francis.

Silverman, W. K., & Pina, A. A. (2008). Psychosocial treatments for phobic and anxiety disorders in youth. In R. G. Steele, T. D. Elkin, & M. Roberts (Eds.), *Handbook of evidence-based therapies for children and adolescents: Bridging science and practice* (pp. 65–82). New York: Springer.

Silverstein, M., Conroy, S., Wang, H., Giarrusso, R., & Bengtson, V. L. (2002). Reciprocity in parent–child relations over the adult life course. *Journal of Gerontology, 57B,* S3–S13.

Silverstein, M., & Giarrusso, R. (2010). Aging and family life: A decade review. *Journal of Marriage and Family, 72,* 1039–1058.

Silverstein, M., & Marenco, A. (2001). How Americans enact the grandparent role across the family life course. *Journal of Family Issues, 22,* 493–522.

Simcock, G., & DeLoache, J. (2006). Get the picture? The effects of iconicity on toddlers' reenactment from picture books. *Developmental Psychology, 42,* 1352–1357.

Simcock, G., & Hayne, H. (2002). Breaking the barrier? Children fail to translate their preverbal memories into language. *Psychological Science, 13,* 225–231.

Simcock, G., & Hayne, H. (2003). Age-related changes in verbal and nonverbal memory during early childhood. *Developmental Psychology, 39,* 805–814.

Simmons, R. G., & Blyth, D. A. (1987). *Moving into adolescence.* New York: Aldine De Gruyter.

Simon, N. M., Smoller, J. W., McNamara, K. L., Maser, R. S., Zlata, A. K., & Pollack, M. H. (2006). Telomere shortening and mood disorders: Preliminary support for a chronic stress model of accelerated aging. *Biological Psychiatry, 60,* 432–435.

Simoneau, M., & Markovits, H. (2003). Reasoning with premises that are not empirically true: Evidence for the role of inhibition and retrieval. *Developmental Psychology, 39,* 964–975.

Simons, J. S., Dodson, C. S., Bell, D., & Schachter, D. L. (2004). Specific-and partial-source memory: Effects of aging. *Psychology and Aging, 19,* 689–694.

Simons, L. G., Chen, Y. F., Simons, R. L., Brody, G., & Cutrona, C. (2006). Parenting practices and child adjustment in different types of households: A study

of African-American families. *Journal of Family Issues, 27,* 803–825.
Simons, R. L., Whitbeck, L. B., Conger, R. D., & Wu, C. -I. (1991). Intergenerational transmission of harsh parenting. *Developmental Psychology, 27,* 159–171.
Simonton, D. K. (2000). Creativity: Cognitive, personal, developmental, and social aspects. *American Psychologist, 55,* 151–158.
Simonton, D. K. (2006). Historiometric methods. In K. A. Ericsson, N. Charness, P. J. Feltovich, & R. R. Hoffman (Eds.), *The Cambridge handbook of expertise and expert performance* (pp. 319–335). New York: Cambridge University Press.
Simonton, D. K. (2012). Creative productivity and aging. In S. K. Whitbourne & M. J. Sliwinski (Eds.), *Wiley–Blackwell handbook of adulthood and aging* (pp. 477–496). Malden, MA: Blackwell Publishing.
Simpson, E. A., Varga, K., Frick, J. E., & Fragaszy, D. (2011). Infants experience perceptual narrowing for nonprimate faces. *Infancy, 16,* 318–328.
Simpson, J. A., & Harris, B. A. (1994). Interpersonal attraction. In A. L. Weber & J. H. Harvey (Eds.), *Perspectives on close relationships* (pp. 45–66). Boston: Allyn and Bacon.
Simpson, J. A., Rholes, W. S., Campbell, L., Tran, S., & Wilson, C. L. (2003). Adult attachment, the transition to parenthood, and depressive symptoms. *Journal of Personality and Social Psychology, 84,* 1172–1187.
Simpson, J. L., de la Cruz, F., Swerdloff, R. S., Samango-Sprouse, C., Skakkebaek, N. E., & Graham, J. M., Jr. (2003). Klinefelter syndrome: Expanding the phenotype and identifying new research directions. *Genetic Medicine, 5,* 460–468.
Simpson, R. (2004). Masculinity at work: The experiences of men in female dominated occupations. *Work, Employment and Society, 18,* 349–368.
Simpson, R. (2005). Men in non-traditional occupations: Career entry, career orientation and experience of role strain. *Gender, Work and Organization, 12,* 363–380.
Singer, D. G., & Singer, J. L. (2005). *Imagination and play in the electronic age.* Cambridge, MA: Harvard University Press.
Singer, Y., Bachner, Y. G., Shvartzman, P., & Carmel, S. (2005). Home death—the caregivers' experiences. *Journal of Pain and Symptom Management, 30,* 70–74.
Singleton, J. L., & Newport, E. L. (2004). When learners surpass their models: The acquisition of American Sign Language from inconsistent input. *Cognitive Psychology, 49,* 370–407.
Sinkkonen, J., Anttila, R., & Siimes, M. A. (1998). Pubertal maturation and changes in self-image in early adolescent Finnish boys. *Journal of Youth and Adolescence, 27,* 209–218.
Sinnott, J. D. (1998). *The development of logic in adulthood: Postformal thought and its applications.* New York: Plenum.
Sinnott, J. D. (2003). Postformal thought and adult development: Living in balance. In J. Demick & C. Andreoletti (Eds.), *Handbook of adult development* (pp. 221–238). New York: Kluwer Academic.
Sinnott, J. D. (2008). Cognitive and representational development in adults. In K. B. Cartwright (Ed.), *Literacy processes: Cognitive flexibility in learning and teaching* (pp. 42–61). New York: Guilford.
Sirois, S., & Jackson, I. R. (2012). Pupil dilation and object permanence in infants. *Infancy, 17,* 61–78.
Sirsch, U., Erher, E., Mayr, E., & Willinger, U. (2009). What does it take to be an adult in Austria? *Journal of Adolescent Research, 24,* 275–292.
Skaff, M. M. (2006). The view from the driver's seat: Sense of control in the baby boomers at midlife. In. S. K. Whitbourne & S. L. Willis (Eds.), *The baby boomers grow up: Contemporary perspectives on midlife* (pp. 185–204). Mahwah, NJ: Erlbaum.
Skinner, E. A., Zimmer-Gembeck, M. J., & Connell, J. P. (1998). Individual differences and the development of perceived control. *Monographs of the Society for Research in Child Development, 63*(2–3, Serial No. 254).
Skoe, E. E. A. (1998). The ethic of care: Issues in moral development. In E. E. A. Skoe & A. L. von der Lippe (Eds.), *Personality development in adolescence* (pp. 143–171). London: Routledge.
Skully, R., & Saleh, A. S. (2011). Aging and the effects of vitamins and supplements. *Clinical Geriatric Medicine, 27,* 591–607.
Slack, K. S., & Yoo, J. (2005). Food Hardship and child behavior problems among low-income children. *Social Service Review, 79,* 511–536.
Slater, A., Brown, E., Mattock, A., & Bornstein, M. H. (1996). Continuity and change in habituation in the first 4 months from birth. *Journal of Reproductive and Infant Psychology, 14,* 187–194.
Slater, A., Quinn, P. C., Kelly, D. J., Lee, K., Longmore, C. A., McDonald, P. R., & Pascalis, O. (2011). The shaping of the face space in early infancy: Becoming a native face processor. *Child Development Perspectives, 4,* 205–211.
Slater, A., Riddell, P., Quinn, P. C., Pascalis, O., Lee, K., & Kelly, D. J. (2010). Visual perception. In J. G. Bremner & T. D. Wachs (Eds.), *Wiley-Blackwell handbook of infant development: Vol. 1. Basic research* (2nd ed., pp. 40–80). Chichester, UK: Wiley-Blackwell.
Slaughter, V., & Griffiths, M. (2007). Death understanding and fear of death in young children. *Clinical Child Psychology and Psychiatry, 12,* 525–535.
Slaughter, V., Jaakkola, R., & Carey, S. (1999). Constructing a coherent theory: Children's biological understanding of life and death. In M. Siegel & C. C. Petersen (Eds.), *Children's understanding of biology and health* (pp. 71–96). Cambridge, UK: Cambridge University Press.
Slaughter, V., & Lyons, M. (2003). Learning about life and death in early childhood. *Cognitive Psychology, 46,* 1–30.
Sleet, D. A., & Mercy, J. A. (2003). Promotion of safety, security, and well-being. In M. H. Bornstein, L. Davidson, C. M. M. Keyes, K. A. Moore, & the Center for Child Well-Being (Eds.), *Well-being: Positive development across the life course* (pp. 81–97). Mahwah, NJ: Erlbaum.
Slobin, D. I. (1985). Crosslinguistic evidence for the language-making capacity. In D. I. Slobin (Ed.), *The crosslinguistic study of language acquisition: Vol. 2. Theoretical issues.* Hillsdale, NJ: Erlbaum.
Slobin, D. I. (1997). *The crosslinguistic study of language acquisition: Vol. 5. Expanding the contexts.* Mahwah, NJ: Erlbaum.
Slonims, V., & McConachie, H. (2006). Analysis of mother-infant interaction in infants with Down syndrome and typically developing infants. *American Journal of Mental Retardation, 111,* 273–289.
Sloter, E., Schmid, T. E., Marchetti, F., Eskenazi, B., & Nath, J. (2006). Quantitative effects of male age on sperm motion. *Human Reproduction, 21,* 2868–2875.
Slusher, M. P., Mayer, C. J., & Dunkle, R. E. (1996). Gays and lesbians older and wiser (GLOW): A support group for older gay people. *Gerontologist, 36,* 118–123.
Slutske, W. S., Hunt-Carter, E. E., Nabors-Oberg, R. E., Sher, K. J., Bucholz, K. K., & Madden, P. A. F. (2004). Do college students drink more than their non-college-attending peers? Evidence from a population-based longitudinal female twin study. *Journal of Abnormal Psychology, 113,* 530–540.
Smahel, D., Brown, B. B. , & Blinka, L. (2012). Associations between online friendship and Internet addiction among adolescents and emerging adults. *Developmental Psychology, 48,* 381–388.
Small, B. J., Rawson, K. S., Eisel, S., & McEvoy, C. L. (2012). Memory and aging. In S. K. Whitbourne & M. J. Sliwinski (Eds.), *Wiley-Blackwell handbook of adulthood and aging* (pp. 174–189). Malden, MA: Wiley-Blackwell.
Small, M. (1998). *Our babies, ourselves.* New York: Anchor.
Smart, J., & Hiscock, H. (2007). Early infant crying and sleeping problems: A pilot study of impact on parental well-being and parent-endorsed strategies for management. *Journal of Paediatrics and Child Health, 43,* 284–290.
Smetana, J. G. (2002). Culture, autonomy, and personal jurisdiction in adolescent–parent relationships. In R. V. Kail & H. W. Reese (Eds.), *Advances in child development and behavior* (Vol. 29, pp. 51–87). San Diego, CA: Academic Press.
Smetana, J. G. (2006). Social-cognitive domain theory: Consistencies and variations in children's moral and social judgments. In M. Killen & J. G. Smetana (Eds.), *Handbook of moral development* (pp. 119–154). Mahwah, NJ: Erlbaum.
Smetana, J. G., & Daddis, C. (2002). Domain-specific antecedents of parental psychological control and monitoring: The role of parenting beliefs and practices. *Child Development, 73,* 563–580.
Smetana, J. G., Metzger, A., & Campione-Barr, N. (2004). African-American late adolescents' relationships with parents: Developmental transitions and longitudinal patterns. *Child Development, 75,* 932–947.
Smith, A. N., Brief, A. P., & Colella, A. (2010). Bias in organizations. In J. F. Dovidio, M. Hewstone, P. Glick, & V. M. Esses (Eds.), *Treatment of childhood disorders* (3rd ed., pp. 65–136). New York: Guilford.
Smith, B. H., Barkley, R. A., & Shapiro, C. J. (2006). Attention-deficit/hyperactivity disorder. In E. J. Mash & R. A. Barkley (Eds.), *Treatment of childhood disorders* (3rd ed., pp. 65–136). New York: Guilford.
Smith, C., Perou, R., & Lesesne, C. (2002). Parent education. M. H. Bornstein (Ed.), *Handbook of parenting* (Vol. 4, pp. 389–410). Mahwah, NJ: Erlbaum.
Smith, C., & Snell, P. (2009). *Souls in transition: The religious & spiritual lives of emerging adults.* New York: Oxford University Press.
Smith, C. D., Chebrolu, H., Wekstein, D. R., Schmitt, F. A., & Markesbery, W. R. (2007). Age and gender effects on human brain anatomy: A voxel-based morphometric study in healthy elderly. *Neurobiology of Aging, 28,* 1075–1087.
Smith, C. L., Calkins, S. D., Keane, S. P., Anastopoulos, A. D., & Shelton, T. L. (2004). Predicting stability and change in toddler behavior problems: Contributions of maternal behavior and child gender. *Developmental Psychology, 40,* 29–42.
Smith, C. M., & Cotter, V. T. (2008). Age-related changes in health. In E. Capezuti, D. Zwicker, M. Mezey, T. T. Fulmer, & D. Gray-Miceli (Eds.), *Evidence-based geriatric nursing protocols for best practice* (3rd ed., pp. 431–458). New York: Springer.
Smith, D. G., Xiao, L., & Bechara, A. (2012). Decision making in children and adolescents: Impaired Iowa gambling task performance in early adolescence. *Developmental Psychology, 48,* 1180–1187.
Smith, G. C., Rodriguez, J. M., & Palmieri, P. A. (2010). Patterns and predictors of support group use by custodial grandmothers and grandchildren. *Families in Society,* 91, 385–393.
Smith, J., & Baltes, P. B. (1999). Life-span perspectives on development. In M. H. Bornstein & M. E. Lamb (Eds.), *Developmental psychology: An advanced textbook* (4th ed., pp. 275–311). Mahwah, NJ: Erlbaum.
Smith, J., & Freund, A. M. (2002). The dynamics of possible selves in old age. *Journal of Gerontology, 57B,* P492–P500.
Smith, J., & Infurna, F. J. (2011). Early precursors of later health. In K. L. Fingerman, C. A. Berg, J. Smith, & T. C. Antonucci (Eds.), *Handbook of life-span development* (pp. 213–238). New York: Springer.

Smith, J. C., Nielson, K. A., Woodard, J. L., Seidenberg, M., & Rao, S. M. (2013). Physical activity and brain function in older adults at increased risk for Alzheimer's disease. *Brain Science, 3,* 54–83.

Smith, L. B., Jones, S. S., Gershkoff-Stowe, L., & Samuelson, L. (2002). Object name learning provides on-the-job training for attention. *Psychological Science, 13,* 13–19.

Smith, N., Young, A., & Lee, C. (2004). Optimism, health-related hardiness and well-being among older Australian women. *Journal of Health Psychology, 9,* 741–752.

Smith, T. W. (2006). Personality as risk and resilience in physical health. *Current Directions in Psychological Science, 15,* 227–231.

Smith, T. W. (2011a). *Cross-national differences in attitudes toward homosexuality.* Chicago: National Opinion Research Center/University of Chicago.

Smith, T. W. (2011b). *Public attitudes toward homosexuality.* Chicago: National Opinion Research Center/University of Chicago.

Smith, T. W., & Cundiff, J. M. (2011). An interpersonal perspective on risk for coronary heart disease. In L. Horowitz & S. Strack (Eds.), *Handbook of interpersonal psychology: Theory, research, assessment, and therapeutic interventions* (pp. 471–489). Hoboken, NJ: Wiley.

Smith, T. W., Gallo, L. C., & Ruiz, J. M. (2003). Toward a social psychophysiology of cardiovascular reactivity: Interpersonal concepts and methods in the study of stress and coronary disease. In J. Suls & K. Wallston (Eds.), *Social psychological foundations of health and illness* (pp. 335–366). Oxford, U.K.: Blackwell.

Smith, T. W., Glazer, K., Ruiz, J. M., & Gallo, L. C. (2004). Hostility, anger, aggressiveness, and coronary heart disease: An interpersonal perspective on personality, emotion, and health. *Journal of Personality, 72,* 1217–1270.

Smith, T. W., & Mackenzie, J. (2006). Personality and risk of physical illness. *Annual Review of Clinical Psychology, 2,* 435–467.

Smith, T. W., Uchino, B. N., Berg, C. A., & Florsheim, P. (2012). Marital discord and coronary artery disease: A comparison of behaviorally defined discrete groups. *Journal of Consulting and Clinical Psychology, 80,* 87–92.

Smyke, A. T., Zeanah, C. H., Fox, N. A., & Nelson, C. A. (2009). A new model of foster care for young children: The Bucharest Early Intervention Project. *Child and Adolescent Psychiatric Clinics of North America, 18,* 721–734.

Smyke, A. T., Zeanah, C. H., Fox, N. A., Nelson, C. A., & Guthrie, D. (2010). Placement in foster care enhances quality of attachment among young institutionalized children. *Child Development, 81,* 212–223.

Snarey, J., Son, L., Kuehne, V. S., Hauser, S., & Vaillant, G. (1987). The role of parenting in men's psychosocial development: A longitudinal study of early adulthood infertility and midlife generativity. *Developmental Psychology, 23,* 593–603.

Sneed, J. R., Whitbourne, S. K., & Culang, M. E. (2006). Trust, identity, and ego integrity: Modeling Erikson's core stages over 34 years. *Journal of Adult Development, 13,* 148–157.

Sneed, J. R., Whitbourne, S. K., Schwartz, S. J., & Huang, S. (2012). The relationship between identity, intimacy, and midlife well-being: Findings from the Rochester Adult Longitudinal Study. *Psychology and Aging, 27,* 318–323.

Snidman, N., Kagan, J., Riordan, L., & Shannon, D. C. (1995). Cardiac function and behavioral reactivity. *Psychophysiology, 32,* 199–207.

Snow, C. E., & Beals, D. E. (2006). Mealtime talk that supports literacy development. In R. W. Larson, A. R. Wiley, & K. R. Branscomb (Eds.), *Family mealtime as a context of development and socialization* (pp. 51–66). San Francisco: Jossey-Bass.

Snow, C. E., & Kang, J. Y. (2006). Becoming bilingual, biliterate, and bicultural. In K. A. Renninger & I. E. Sigel (Eds.), *Handbook of child psychology: Vol. 4. Child psychology in practice* (6th ed., pp. 75–102). Hoboken, NJ: Wiley.

Snyder, J., Brooker, M., Patrick, M. R., Snyder, A., Schrepferman, L., & Stoolmiller, M. (2003). Observed peer victimization during early elementary school: Continuity, growth, and relation to risk for child antisocial and depressive behavior. *Child Development, 74,* 1881–1898.

Snyder, J. S., & Cameron, H. A. (2012). Could adult hippocampal neurogenesis be relevant for human behavior? *Behavioural Brain Research, 227,* 384–390.

Soares, C. N. (2007). Menopausal transition and depression: Who is at risk and how to treat it? *Expert Review of Neurotherapeutics, 7,* 1285–1293.

Sobel, D. M. (2006). How fantasy benefits young children's understanding of pretense. *Developmental Science, 9,* 63–75.

Society for Research in Child Development. (2007). *SRCD ethical standards for research with children.* Retrieved from www.srcd.org/index.php?option=com_content&task=view&id=68&Itemid=110

Soderstrom, M., Dolbier, C., Leiferman, J., & Steinhardt, M. (2000). The relationship of hardiness, coping strategies, and perceived stress to symptoms of illness. *Journal of Behavioral Medicine, 23,* 311–328.

Soderstrom, M., Seidl, A., Nelson, D. G. K., & Jusczyk, P. W. (2003). The prosodic bootstrapping of phrases: Evidence from prelinguistic infants. *Journal of Memory and Language, 49,* 249–267.

Sofi, F., Cesari, F., Abbate, R., Gensini, G. F., & Casini, A. (2008). Adherence to Mediterranean diet and health status: Meta-analysis. *British Medical Journal, 337,* a1344.

Soli, A. R., McHale, S. M., & Feinberg, M. E. (2009). Risk and protective effects of sibling relationships among African American adolescents. *Family Relations, 58,* 578–592.

Solomon, J. C., & Marx, J. (1995). "To grandmother's house we go": Health and school adjustment of children raised solely by grandparents. *Gerontologist, 35,* 386–394.

Son, J., & Wilson, J. (2011). Generativity and volunteering. *Sociological Forum, 26,* 644–667.

Sondergaard, C., Henriksen, T. B., Obel, C., & Wisborg, K. (2002). Smoking during pregnancy and infantile colic. *Journal of the American Academy of Child and Adolescent Psychiatry, 41,* 147.

Sophian, C. (1995). Representation and reasoning in early numerical development: Counting, conservation, and comparisons between sets. *Child Development, 66,* 559–577.

Sörensen, S., & Pinquart, M. (2005). Racial and ethnic differences in the relationship of caregiving stressors, resources, and sociodemographic variables to caregiver depression and perceived physical health. *Aging and Mental Health, 9,* 482–495.

Sosa, R., Kennell, J., Klaus, M., Robertson, S., & Urrutia, J. (1980). The effect of a supportive companion on perinatal problems, length of labor, and mother–infant interaction. *New England Journal of Medicine, 303,* 597–600.

Soska, K. C., Adolph, K. E., & Johnson, S. P. (2010). Systems in development: Motor skill acquisition facilitates three-dimensional object completion. *Developmental Psychology, 46,* 129–138.

Soto, C. J., John, O. P., Gosling, S. D., & Potter, J. (2011). Age differences in personality traits from 10 to 65: Big five domains and facets in a large cross-sectional sample. *Journal of Personality and Social Psychology, 100,* 330–348.

South African Department of Health. (2009). *2008 National Antenatal Sentinel HIV and Syphilis Prevalence Survey.* Retrieved from www.info.gov.za/view/DownloadFileAction?id=109007

Sowell, E. R., Thompson, P. M., Welcome, S. E., Henkenius, A. L., Toga, A. W., & Peterson, B. S. (2003). Cortical abnormalities in children and adolescents with attention-deficit hyperactivity disorder. *Lancet, 362,* 1699–1707.

Sowell, E. R., Trauner, D. A., Gamst, A., & Jernigan, T. (2002). Development of cortical and subcortical brain structures in childhood and adolescence: A structural MRI study. *Developmental Medicine and Child Neurology, 44,* 4–16.

Sowers, M. F., Zheng, H., Tomey, K., Karvonen-Gutierrez, M. J., Li, X., Matheos, Y., & Symons, J. (2007). Changes in body composition in women over six years at midlife: Ovarian and chronological aging. *Journal of Clinical Endocrinology and Metabolism, 92,* 895–901.

Speakman, J. R., & Selman, C. (2011). The free-radical damage theory: Accumulating evidence against a simple link of oxidative stress to ageing and lifespan. *Bioessays, 33,* 255–259.

Speece, D. L., Ritchey, K. D., Cooper, D. H., Roth, F. P., & Schatschneider, C. (2004). Growth in early reading skills from kindergarten to third grade. *Contemporary Educational Psychology, 29,* 312–332.

Speece, M. W., & Brent, S. B. (1996). The development of children's understanding of death. In C. A. Corr & D. M. Corr (Eds.), *Handbook of childhood death and bereavement* (pp. 29–50). New York: Springer.

Spelke, E. S. (2000). Core knowledge. *American Psychologist, 55,* 1233–1242.

Spelke, E. S. (2004). Core knowledge. In N. Kanwisher & J. Duncan (Eds.), *Attention and performance* (Vol. 20, pp. 29–56). Oxford, UK: Oxford University Press.

Spelke, E. S., & Kinzler, K. D. (2007). Core knowledge. *Developmental Science, 10,* 89–96.

Spelke, E. S., Phillips, A. T., & Woodward, A. L. (1995). Infants' knowledge of object motion and human action. In A. Premack (Ed.), *Causal understanding in cognition and culture* (pp. 4–78). Oxford, UK: Clarendon Press.

Spence, I., & Feng, J. (2010). Video games and spatial cognition. *Review of General Psychology, 14,* 92–104.

Spence, M. J., & DeCasper, A. J. (1987). Prenatal experience with low-frequency maternal voice sounds influences neonatal perception of maternal voice samples. *Infant Behavior and Development, 10,* 133–142.

Spencer, J. P., & Perone, S. (2008). Defending qualitative change: The view from dynamical systems theory. *Child Development, 79,* 1639–1647.

Spencer, J. P., Verejiken, B., Diedrich, F. J., & Thelen, E. (2000). Posture and the emergence of manual skills. *Developmental Science, 3,* 216–233.

Spera, C. (2005). A review of the relationship among parenting practices, parenting styles, and adolescent school achievement. *Educational Psychology Review, 17,* 125–146.

Spere, K. A., Schmidt, L. A., Theall-Honey, L. A., & Martin-Chang, S. (2004). Expressive and receptive language skills of temperamentally shy preschoolers. *Infant and Child Development, 13,* 123–133.

Sperling R. A., Aisen, P. S., Beckett, L. A., Bennett D. A., Craft, S., Fagan, A. M., et al. (2011). Toward defining the preclinical stages of Alzheimer's disease: Recommendations from the National Institute on Aging–Alzheimer's Association workgroups on diagnostic guidelines for Alzheimer's disease. *Alzheimer's and Dementia, 7,* 280–292.

Spielmann, G., McFarlin, B. K., O'Connor, D. P., Smith, P. J., Pircher, H., & Simpson, R. J. (2011). Aerobic fitness is associated with lower proportions of senescent blood T-cells in man. *Brain, Behavior, and Immunity, 25,* 1521–1529.

Spinrad, T. L., & Eisenberg, N. (2009). Empathy, prosocial behavior, and positive development in schools. In R. Gilman, E. S. Huebner, & M. J.

Furlong (Eds.), *Handbook of positive psychology in schools* (pp. 119–129). New York: Routledge
Spirito, A., & Esposito-Smythers, C. (2006). Attempted and completed suicide. *Annual Review of Clinical Psychology, 2,* 237–266.
Spitze, G., & Gallant, M. P. (2004). "The bitter with the sweet": Older adults' strategies for handling ambivalence in relations with their adult children. *Research on Aging, 26,* 387–412.
Spock, B., & Needlman, R. (2012). *Dr. Spock's baby and child care* (9th ed.). New York: Gallery Books.
Spokane, A. R., & Cruza-Guet, M. C. (2005). Holland's theory of vocational personalities in work environments. In S. D. Brown & R. W. Lent (Eds.), *Career development and counseling* (pp. 24–41). Hoboken, NJ: Wiley.
Sprecher, S. (1999). "I love you more today than yesterday": Romantic partners' perceptions of changes in love and related affect over time. *Journal of Personality and Social Psychology, 76,* 46–53.
Sprecher, S. (2011). The influence of social networks on romantic relationships: Through the lens of the social network. *Personal Relationships, 18,* 630–644.
Sprecher, S., & Fehr, B. (2011). Dispositional attachment and relationship-specific attachment as predictors of compassionate love for partner. *Journal of Social and Personal Relationships, 28,* 558–574.
Srivastava, S., John, O. P., Gosling, S. D., & Potter, J. (2003). Development of personality in early and middle adulthood: Set like plaster or persistent change? *Journal of Personality and Social Psychology, 84,* 1041–1053.
Sroufe, L. A. (2002). From infant attachment to promotion of adolescent autonomy: Prospective, longitudinal data on the role of parents in development. In J. G. Borkowski & S. L. Ramey (Eds.), *Parenting and the child's world* (pp. 187–202). Mahwah, NJ: Erlbaum.
Sroufe, L. A., Coffino, B., & Carlson, E. A. (2010). Conceptualizing the role of early experience: Lessons from the Minnesota Longitudinal Study. *Developmental Review, 30,* 36–51.
Sroufe, L. A., Egeland, B., Carlson, E., & Collins, W. (2005). *Minnesota Study of Risk and Adaptation from birth to maturity: The development of the person*. New York: Guilford.
Sroufe, L. A., & Waters, E. (1976). The ontogenesis of smiling and laughter: A perspective on the organization of development in infancy. *Psychological Review, 83,* 173–189.
Sroufe, L. A., & Wunsch, J. P. (1972). The development of laughter in the first year of life. *Child Development, 43,* 1324–1344.
Stacey, J., & Biblarz, T. (2001). (How) Does the sexual orientation of parents matter? *American Sociological Review, 66,* 159–183.
Stackert, R. A., & Bursik, K. (2003). Why am I unsatisfied? Adult attachment style, gendered irrational relationship beliefs, and young adult romantic relationship satisfaction. *Personality and Individual Differences, 34,* 1419–1429.
Staff, J., & Uggen, C. (2003). The fruits of good work: Early work experiences and adolescent deviance. *Journal of Research in Crime and Delinquency, 40,* 263–290.
Stahl, S. A., & Miller, P. D. (2006). Whole language and language experience approaches for beginning reading: A quantitative research synthesis. In K. A. Dougherty Stahl & M. C. McKenna (Eds.), *Reading research at work: Foundations of effective practice* (pp. 9–35). New York: Guilford.
Stams, G. J. M., Brugman, D., Deković, M., van Rosmalen, L., van der Laan, P., & Gibbs, J. C. (2006). The moral judgment of juvenile delinquents: A meta-analysis. *Journal of Abnormal Child Psychology, 34,* 697–713.
Stams, G. J. M., Juffer, F., & van IJzendoorn, M. H. (2002). Maternal sensitivity, infant attachment, and temperament in early childhood predict adjustment in middle childhood: The case of adopted children and their biologically unrelated parents. *Developmental Psychology, 38,* 806–821.
Stanovich, K. E. (2013). *How to think straight about psychology* (10th ed.). Upper Saddle River, NJ: Pearson.
Starr, J. M., Deary, I. J., Fox, H. C., & Whalley, L. J. (2007). Smoking and cognitive change from age 11 to 66: A confirmatory investigation. *Addictive Behaviors, 32,* 63–68.
Starr, R. J. (1999). Music therapy in hospice care. *American Journal of Hospice and Palliative Care, 16,* 739–742.
Stattin, H., & Magnusson, D. (1990). *Pubertal maturation in female development.* Hillsdale, NJ: Erlbaum.
Staudinger, U. M. (1996). Wisdom and the social-interactive foundation of the mind. In P. B. Baltes & U. M. Staudinger (Eds.), *Interactive minds: Life-span perspectives on the social foundation of cognition* (pp. 276–315). New York: Cambridge University Press.
Staudinger, U. M. (2008). A psychology of wisdom: History and recent developments. *Research in Human Development, 5,* 107–120.
Staudinger, U. M., & Bowen, C. E. (2010). Life-span perspectives on positive personality development in adulthood and old age. In M. E. Lamb, A. M. Freund, & R. M. Lerner (Eds.), *Handbook of life-span development: Vol. 2. Social and emotional development* (pp. 254–297). Hoboken, NJ: Wiley.
Staudinger, U. M., Dörner, J., & Mickler, C. (2005). Wisdom and personality. In R. J. Sternberg & J. Jordan (Eds.), *A handbook of wisdom: Psychological perspectives* (pp 191–219). New York: Cambridge University Press.
Staudinger, U. M., & Lindenberger, U. (2003). Understanding human development takes a metatheory and multiple disciplines. In U. M. Staudinger & U. Lindenberger (Eds.), *Understanding human development: Dialogues with life span psychology* (pp. 1–13). Norwell, MA: Kluwer.
Staudinger, U. M., Smith, J., & Baltes, P. B. (1992). Wisdom-related knowledge in a life-review task: Age differences and the role of professional specialization. *Psychology and Aging, 7,* 271–281.
Steele, C. M. (1997). A threat in the air: How stereotypes shape intellectual identity and performance. *American Psychologist, 52,* 613–629.
Steele, H., Steele, M., & Fonagy, P. (1996). Associations among attachment classifications of mothers, fathers, and their infants. *Child Development, 67,* 541–555.
Steele, L. C. (2012). The forensic interview: A challenging intervention. In P. Goodyear-Brown (Ed.), *Handbook of child sexual abuse: Identification, assessment, and treatment* (pp. 99–119). Hoboken, NJ: Wiley.
Steele, S., Joseph, R. M., & Tager-Flusberg, H. (2003). Developmental change in theory of mind abilities in children with autism. *Journal of Autism and Developmental Disorders, 33,* 461–467.
Steenhuis, I. H., & Vermeer, W. M. (2009). Portion size: Review and framework for interventions. *International Journal of Behavioral Nutrition and Physical Activity, 6,* 58.
Stehr-Green, P., Tull, P., Stellfeld, M., Mortenson, P. B., & Simpson, D. (2003). Autism and thimerosal-containing vaccines: Lack of consistent evidence for an association. *American Journal of Preventive Medicine, 25,* 101–106.
Stein, C. H. (2009). "I owe it to them": Understanding felt obligation toward parents in adulthood. In K. Shifren (Ed.), *How caregiving affects development* (pp. 119–145). Washington, DC: American Psychological Association.
Stein, J. H., & Reiser, L. W. (1994). A study of white middle-class adolescent boys' responses to "semenarche" (the first ejaculation). *Journal of Youth and Adolescence, 23,* 373–384.
Stein, N., & Levine, L. J. (1999). The early emergence of emotional understanding and appraisal: Implications for theories of development. In T. Dalgleish & M. J. Power (Eds.*), Handbook of cognition and emotion* (pp. 383–408). Chichester, UK: Wiley.
Steinberg, L. (2008). A social neuroscience perspective on adolescent risk-taking. *Developmental Review, 28,* 78–106.
Steinberg, L., Albert, D., Cauffman, E., Banich, M., & Graham, S. (2008). Age differences in sensation seeking and impulsivity as indexed by behavior and self-report: Evidence for a dual systems model. *Developmental Psychology, 44,* 1764–1778.
Steinberg, L., Blatt-Eisengart, I., & Cauffman, E. (2006). Patterns of competence and adjustment among adolescents from authoritative, authoritarian, indulgent, and neglectful homes: A replication in a sample of serious juvenile offenders. *Journal of Research on Adolescence, 16,* 47–58.
Steinberg, L., Graham, S., O'Brien, L., Woolard, J., Cauffman, E., & Banich, M. (2009). Age differences in future orientation and delay discounting. *Child Development, 80,* 28–44.
Steinberg, L., & Monahan, K. C. (2011). Adolescents' exposure to sexy media does not hasten the initiation of sexual intercourse. *Developmental Psychology, 47,* 562–576.
Steinberg, L. D. (2001). We know some things: Parent–adolescent relationships in retrospect and prospect. *Journal of Research on Adolescence, 11,* 1–19.
Steinberg, L. D., Darling, N. E., & Fletcher, A. C. (1995). Authoritative parenting and adolescent development: An ecological journey. In P. Moen, G. H. Elder, Jr., & K. Luscher (Eds.), *Examining lives in context* (pp. 423–466). Washington, DC: American Psychological Association.
Steinberg, L. D., & Silk, J. S. (2002). Parenting adolescents. In M. H. Bornstein (Ed.), *Handbook of parenting* (Vol. 1, pp. 103–134). Mahwah, NJ: Erlbaum.
Steiner, J. E. (1979). Human facial expression in response to taste and smell stimulation. In H. W. Reese & L. P. Lipsitt (Eds.), *Advances in child development and behavior* (Vol. 13, pp. 257–295). New York: Academic Press.
Steiner, J. E., Glaser, D., Hawilo, M. E., & Berridge, D. C. (2001). Comparative expression of hedonic impact: Affective reactions to taste by human infants and other primates. *Neuroscience and Biobehavioral Review, 25,* 53–74.
Steinhausen, C. (2006). Eating disorders: Anorexia nervosa and bulimia nervosa. In C. Gillberg, R. Harrington, & H. Steinhausen (Eds.), *A clinician's handbook of child and adolescent psychiatry* (pp. 272–303). New York: Cambridge University Press.
Stenberg, C. (2003). Effects of maternal inattentiveness on infant social referencing. *Infant and Child Development, 12,* 399–419.
Stenberg, C., & Campos, J. J. (1990). The development of anger expressions in infancy. In N. Stein, B. Leventhal, & T. Trabasso (Eds.), *Psychological and biological approaches to emotion* (pp. 247–282). Hillsdale, NJ: Erlbaum.
Stephens, B. E., & Vohr, B. R. (2009). Neurodevelopmental outcome of the premature infant. *Pediatric Clinics of North America, 56,* 631–646.
Stephens, M. A. P., Franks, M. M., Martire, L. M., Norton, T. R., & Atienza, A. A. (2009). Women at midlife: Stress and rewards of balancing parent care with employment and family roles. In K. Shifren (Ed.), *How caregiving affects development* (pp. 147–167). Washington, DC: American Psychological Association.
Stephens, P. C., Sloboda, Z., Stephens, R. C., Teasdale, B., Grey, S. F., Hawthorne, R. D., & Williams, J. (2009).

Universal school-based substance abuse prevention programs: Modeling targeted mediators and outcomes for adolescent cigarette, alcohol, and marijuana use. *Drug and Alcohol Dependence, 102, 19*–29.

Stern, D. (1985). *The interpersonal world of the infant.* New York: Basic Books.

Stern, Y. (2009). Cognitive reserve. *Neuropsychologia, 47,* 2015–2028.

Sternberg, R. J. (1988). Triangulating love. In R. J. Sternberg & M. L. Barnes (Eds.), *The psychology of love* (pp. 119–138). New Haven, CT: Yale University Press.

Sternberg, R. J. (2000). *Cupid's arrow: The course of love through time.* Cambridge, UK: Cambridge University Press.

Sternberg, R. J. (2001). Why schools should teach for wisdom: The balance theory of wisdom in educational settings. *Educational Psychologist, 36,* 227–245.

Sternberg, R. J. (2003). The development of creativity as a decision-making process. In R. K. Sawyer, V. John-Steiner, S. Moran, R. J. Sternberg, D. H. Feldman, J. Nakamura, & M. Csikszentmihalyi (Eds.), *Creativity and development* (pp. 91–138). New York: Oxford University Press.

Sternberg, R. J. (2005). The triarchic theory of successful intelligence. In D. P. Flanagan & P. L. Harrison (Eds.), *Contemporary intellectual assessment: Theories, tests, and issues* (pp. 103–119). New York: Guilford.

Sternberg, R. J. (2006). A duplex theory of love. In R. J. Sternberg & K. Weis (Eds.), *The new psychology of love* (pp. 184–199). New Haven, CT: Yale University Press.

Sternberg, R. J. (2008). The triarchic theory of successful intelligence. In N. Salkind (Ed.), *Encyclopedia of educational psychology* (Vol. 2, pp. 988–994). Thousand Oaks, CA: Sage.

Sternberg, R. J., Forsythe, G. B., Hedlund, J., Horvath, J. A., Wagner, R. K., Williams, W. M., Snook, S. A., & Grigorenko, E. L. (2000). *Practical intelligence in everyday life.* Cambridge, UK: Cambridge University Press.

Sternberg, R. J., & Grigorenko, E. L. (2002). *Dynamic testing.* New York: Cambridge University Press.

Sternberg, R. J., & Lubart, T. I. (2001). Wisdom and creativity. In J. E. Birren & K. W. Schaie (Eds.), *Handbook of the psychology of aging* (pp. 500–522). San Diego: Academic Press.

Stessman, J., Hammerman-Rozenberg, R., Maaravi, Y., Azoulai, D., & Cohen, A. (2005). Strategies to enhance longevity and independent function: The Jerusalem Longitudinal Study. *Mechanisms of Ageing and Development, 126,* 327–331.

Stevens, J., Katz, E. G., & Huxley, R. R. (2010). Associations between gender, age and waist circumference. *European Journal of Clinical Nutrition, 64,* 6–15.

Stevens, J. C., & Cruz, L. A. (1996). Spatial acuity of touch: Ubiquitous decline with aging revealed by repeated threshold testing. *Somatosensory and Motor Research, 13,* 1–10.

Stevenson, H. W., Lee, S., & Mu, X. (2000). Successful achievement in mathematics: China and the United States. In C. F. M. van Lieshout & P. G. Heymans (Eds.), *Developing talent across the life span* (pp. 167–183). Philadelphia: Psychology Press.

Stevenson, R., & Pollitt, C. (1987). The acquisition of temporal terms. *Journal of Child Language, 14,* 533–545.

Stevens-Simon, C., Sheeder, J., & Harter, S. (2005). Teen contraceptive decisions: Childbearing intentions are the tip of the iceberg. *Women and Health, 42,* 55–73.

Stewart, A. J., & Malley, J. E. (2004). Women of the greatest generation. In C. Daiute & C. Lightfoot (Eds.), *Narrative analysis: Studying the development of individuals in society* (pp. 223–244). Thousand Oaks, CA: Sage.

Stewart, A. J., & Ostrove, J. M. (1998). Women's personality in middle age: Gender, history and midcourse correction. *American Psychologist, 53,* 1185–1194.

Stewart, A. J., Ostrove, J. M., & Helson, R. (2001). Middle aging in women: Patterns of personality change from the 30s to the 50s. *Journal of Adult Development, 8,* 23–37.

Stewart, A. J., & Vandewater, E. A. (1999). "If I had to do over again . . .": Midlife review, midcourse corrections, and women's well-being in midlife. *Journal of Personality and Social Psychology, 76,* 270–283.

Stewart, A. L., Verboncoeur, C. J., McLellan, B. Y., Gillis, D. E., Rush, S., & Mills, K. M. (2001). Physical activity outcomes of CHAMPS II: A physical activity promotion program for older adults. *Journal of Gerontology, 56A,* M465–M470.

Stewart, P. W., Lonky, E., Reihman, J., Pagano, J., Gump, B. B., & Darvill, T. (2008). The relationship between prenatal PCB exposure and intelligence (IQ). *Environmental Health Perspectives, 116,* 1416–1422.

Stewart, R. B., Jr. (1990). *The second child: Family transition and adjustment.* Newbury Park, CA: Sage.

Stewart, S., Stinnett, H., & Rosenfeld, L. B. (2000). Sex differences in desired characteristics of short-term and long-term relationship partners. *Journal of Social and Personal Relationships, 17,* 843–853.

Stewart-Brown, S., & Edmunds, L. (2007). *Educating people to be emotionally intelligent* (pp. 241–257). Westport, CT: Praeger.

Stice, E. (2003). Puberty and body image. In C. Hayward (Ed.), *Gender differences at puberty* (pp. 61–76). New York: Cambridge University Press.

Stice, E., Presnell, K., & Bearman, S. K. (2001). Relation of early menarche to depression, eating disorders, substance abuse, and comorbid psychopathology among adolescent girls. *Developmental Psychology, 37,* 608–619.

Stiles, J. (2001a). Neural plasticity in cognitive development. *Developmental Neuropsychology, 18,* 237–272.

Stiles, J. (2001b). Spatial cognitive development. In C. A. Nelson & M. Luciana (Eds.), *Handbook of developmental cognitive neuroscience* (pp. 399–414). Cambridge, MA: MIT Press.

Stiles, J. (2008). *Fundamentals of brain development.* Cambridge, MA: Harvard University Press.

Stiles, J. (2012). The effects of injury to dynamic neural networks in the mature and developing brain. *Developmental Psychobiology, 54,* 343–349.

Stiles, J., Bates, E. A., Thal, D., Trauner, D. A., & Reilly, J. (2002). Linguistic and spatial cognitive development in children with pre- and perinatal focal brain injury: A ten-year overview from the San Diego longitudinal project. In M. H. Johnson & Y. Munakata (Eds.), *Brain development and cognition: A reader* (2nd ed., pp. 272–291). Malden, MA: Blackwell.

Stiles, J., Moses, P., Roe, K., Akshoomoff, N. A., Trauner, D., & Hesselink, J. (2003). Alternative brain organization after prenatal cerebral injury: Convergent fMRI and cognitive data. *Journal of the International Neuropsychological Society, 9,* 604–622.

Stiles, J., Reilly, J., Paul, B., & Moses, P. (2005). Cognitive development following early brain injury: Evidence for neural adaptation. *Trends in Cognitive Sciences, 9,* 136–143.

Stiles, J., Stern, C., Appelbaum, M., & Nass, R. (2008). Effects of early focal brain injury on memory for visuospatial patterns: Selective deficits of global–local processing. *Neuropsychology, 22,* 61–73.

Stilson, S. R., & Harding, C. G. (1997). Early social context as it relates to symbolic play: A longitudinal investigation. *Merrill-Palmer Quarterly, 43,* 682–693.

Stinchcomb, J. B., Bazemore, G., & Riestenberg, N. (2006). Beyond zero tolerance: Restoring justice in secondary schools. *Youth Violence and Juvenile Justice, 4,* 123–147.

Stine-Morrow, E. A. L., & Basak, C. (2011). Cognitive interventions. In K. W. Schaie & S. L. Willis (Eds.), *Handbook of the psychology of aging* (7th ed., pp. 153–171). New York: Elsevier.

Stine-Morrow, E. A. L., & Miller, L. M. S. (2009). Aging, self-regulation, and learning from text. *Psychology of Learning and Motivation, 51,* 255–285.

Stipek, D. J., Feiler, R., Daniels, D., & Milburn, S. (1995). Effects of different instructional approaches on young children's achievement and motivation. *Child Development, 66,* 209–223.

Stipek, D. J., Gralinski, J. H., & Kopp, C. B. (1990). Self-concept development in the toddler years. *Developmental Psychology, 26,* 972–977.

St James-Roberts, I. (2007). Helping parents to manage infant crying and sleeping: A review of the evidence and its implications for services. *Child Abuse Review, 16,* 47–69.

St James-Roberts, I., Alvarez, M., Csipke, E., Abramsky, T., Goodwin, J., & Sorgenfrei, E. (2006). Infant crying and sleeping in London, Copenhagen and when parents adopt a "proximal" form of care. *Pediatrics, 117,* e1146–e1155.

St James-Roberts, I., Goodwin, J., Peter, B., Adams, D., & Hunt, S. (2003). Individual differences in responsivity to a neurobehavioural examination predict crying patterns of 1-week-old infants at home. *Developmental Medicine and Child Neurology, 45,* 400–407.

St. Louis, G. R., & Liem, J. H. (2005). Ego identity, ethnic identity, and the psychosocial well-being of ethnic minority and majority college students. *Identity, 5,* 227–246.

Stoch, M. B., Smythe, P. M., Moodie, A. D., & Bradshaw, D. (1982). Psychosocial outcome and CT findings after growth undernourishment during infancy: A 20-year developmental study. *Developmental Medicine and Child Neurology, 24,* 419–436

Stocker, C. M., Burwell, R. A., & Briggs, M. L. (2002). Sibling conflict in middle childhood predicts children's adjustment in early adolescence. *Journal of Family Psychology, 16,* 50–57.

Stohs, S. J. (2011). The role of free radicals in toxicity and disease. *Journal of Basic and Clinical Physiology and Pharmacology, 6,* 205–228.

Stone, A. A., Schwartz, J. E., Broderick, J. E., & Deaton, A. (2010). A snapshot of the age distribution of psychological well-being in the United States. *Proceedings of the National Academy of Sciences, 107,* 9985–9990.

Stone, M. R., & Brown, B. B. (1999). Identity claims and projections: Descriptions of self and crowds in secondary school. In J. A. McLellan & M. J. V. Pugh (Eds.), *The role of peer groups in adolescent social identity: Exploring the importance of stability and change* (pp. 7–20). San Francisco: Jossey-Bass.

Stone, P., & Lovejoy, M. (2004). Fast-track women and the "choice" to stay home. *Annals of the American Academy of Political and Social Science, 596,* 62–83.

Stone, R. I., & Reinhard, S. C. (2007). The place of assisted living in long-term care and related service systems. *Gerontologist, 47,* 23–32.

Stoppa, T. M., & Lefkowitz, E. S. (2010). Longitudinal changes in religiosity among emerging adult college students. *Journal of Research on Adolescence, 20,* 23–38.

Storch, S. A., & Whitehurst, G. J. (2001). The role of family and home in the literacy development of children from low-income backgrounds. In P. R. Britto & J. Brooks-Gunn (Eds.), *New directions for child and adolescent development* (No. 92, pp. 53–71). San Francisco: Jossey-Bass.

Stormshak, E. A., Bierman, K. L., McMahon, R. J., Lengua, L. J., & the Conduct Problems Prevention Research Group. (2000). Parenting practices and child disruptive behavior problems in early elementary school. *Journal of Clinical Child Psychology, 29,* 17–29.

Story, R. (2007). Asthma and obesity in children. *Current Opinion in Pediatrics, 19,* 680–684.

Stouthamer-Loeber, M., Wei, E., Loeber, R., & Masten, A. S. (2004). Desistance from persistent serious delinquency in the transition to adulthood. *Development and Psychopathology, 16,* 897–918.

Strain, L. A., Grabusic, C. C., Searle, M. S., & Dunn, N. J. (2002). Continuing and ceasing leisure activities in later life: A longitudinal study. *Gerontologist, 42,* 217–223.

Strapp, C. M., & Federico, A. (2000). Imitations and repetitions: What do children say following recasts? *First Language, 20,* 273–290.

Straus, M. A., & Stewart, J. H. (1999). Corporal punishment by American parents: National data on prevalence, chronicity, severity, and duration, in relation to child and family characteristics. *Clinical Child and Family Psychology Review, 2,* 55–70.

Strawbridge, W. J., Shema, S. J., Cohen, R. D., & Kaplan, G. A. (2001). Religious attendance increases survival by improving and maintaining good health behaviors. *Annals of Behavioral Medicine, 23,* 68–74.

Strayer, J., & Roberts, W. (2004). Children's anger, emotional expressiveness, and empathy: Relations with parents' empathy, emotional expressiveness, and parenting practices. *Social Development, 13,* 229–254.

Strazdins, L., Clements, M. S., Korda, R. J., Broom, D. H., & D'Souza, R. M. (2006). Unsociable work? Nonstandard work schedules, family relationships, and children's well-being. *Journal of Marriage and the Family, 68,* 394–410.

Street, A. E., Bell, M., & Ready, C. B. (2011). Sexual assault. In D. Benedek & G. Wynn (Eds.), *Clinical manual for the management of PTSD* (pp. 325–348). Arlington, VA: American Psychiatric Press.

Streissguth, A. P., Bookstein, F. L., Barr, H. M., Sampson, P. D., O'Malley, K., & Young, J. K. (2004). Risk factors for adverse life outcomes in fetal alcohol syndrome and fetal alcohol effects. *Journal of Developmental and Behavioral Pediatrics, 25,* 228–238.

Streissguth, A. P., Treder, R., Barr, H. M., Shepard, T., Bleyer, W. A., Sampson, P. D., & Martin, D. (1987). Aspirin and acetaminophen use by pregnant women and subsequent child IQ and attention decrements. *Teratology, 35,* 211–219.

Striano, T., & Rochat, P. (2000). Emergence of selective social referencing in infancy. *Infancy, 1,* 253–264.

Striano, T., Tomasello, M., & Rochat, P. (2001). Social and object support for early symbolic play. *Developmental Science, 4,* 442–455.

Striegel-Moore, R. H., & Franko, D. L. (2006). Adolescent eating disorders. In R. H. Striegel-Moore & D. L. Franko (Eds.), *Child and adolescent psychopathology: Theoretical and clinical implications* (pp. 160–183). New York: Routledge.

Stright, A. D., Herr, M. Y., & Neitzel, C. (2009). Maternal scaffolding of children's problem solving and children's adjustment in kindergarten: Hmong families in the United States. *Journal of Educational Psychology, 101,* 207–218.

Stright, A. D., Neitzel, C., Sears, K. G., & Hoke-Sinex, L. (2002). Instruction begins in the home: Relations between parental instruction and children's self-regulation in the classroom. *Journal of Educational Psychology, 93,* 456–466.

Stringer, K., Kerpelman, J., & Skorikov, V. (2011). Career preparation: A longitudinal, process-oriented examination. *Journal of Vocational Behavior, 79,* 158–169.

Stringer, K. J., & Kerpelman, J. L. (2010). Career identity development in college students: Decision making, parental support, and work experience. *Identity, 10,* 181–200.

Stroebe, M., & Schut, H. (2010). The dual process model of coping with bereavement: A decade on. *Omega, 61,* 273–289.

Stroebe, M. S., & Schut, H. (1999). The dual process model of coping with bereavement: Rationale and description. *Death Studies, 23,* 197–224.

Stroebe, M. S., van der Houwen, K., & Schut, H. (2008). Bereavement support, intervention, and research on the Internet: A critical review. In M. S. Stroebe, R. O. Hansson, H. Schut, & W. Stroebe (Eds.), *Handbook of bereavement research and practice* (pp. 551–574). Washington, DC: American Psychological Association.

Strohschein, L. (2005). Parental divorce and child mental health trajectories. *Journal of Marriage and Family, 67,* 1286–1300.

Stromswold, K. (2000). The cognitive neuro-science of language acquisition. In M. S. Gazzaniga (Ed.), *The new cognitive neuro-sciences* (pp. 909–932). Cambridge, MA: MIT Press.

Strough, J., Hicks, P. J., Swenson, L. M., Cheng, S., & Barnes, K. A. (2003). Collaborative everyday problem solving: Interpersonal relationships and problem dimensions. *International Journal of Aging and Human Development, 56,* 43–66.

Strough, J., Leszczynski, J. P., Neely, T. L., Flinn, J. A., & Margrett, J. (2007). From adolescence to later adulthood: Femininity, masculinity, and androgyny in six age groups. *Sex Roles, 57,* 385–396.

Strough, J., McFall, J. P., Flinn, J. A., & Schuller, K. L. (2008). Collaborative everyday problem solving among same-gender friends in early and later adulthood. *Psychology and Aging, 23,* 517–530.

Strouse, D. L. (1999). Adolescent crowd orientations: A social and temporal analysis. In J. A. McLellan & M. J. V. Pugh (Eds.), *The role of peer groups in adolescent social identity: Exploring the importance of stability and change* (pp. 37–54). San Francisco: Jossey-Bass.

Stuart, M., & Weinrich, M. (2001). Home-and community-based long-term care: Lessons from Denmark. *Gerontologist, 41,* 474–480.

Sturaro, C., van Lier, P. A. C., Cuijpers, P., & Koot, H. M. (2011). The role of peer relationships in the development of early school-age externalizing problems. *Child Development, 82,* 758–765.

Sturge-Apple, M. L., Davies, P. T., Winter, M. A., Cummings, E. M., & Schermerhorn, A. (2008). Interparental conflict and children's school adjustment: The explanatory role of children's internal representations of interparental and parent–child relationships. *Developmental Psychology, 44,* 1678–1690.

Styne, D. M. (2003). The regulation of pubertal growth. *Hormone Research, 60*(Suppl. 1), 22–26.

Su, T. F., & Costigan, C. L. (2008). The development of children's ethnic identity in immigrant Chinese families in Canada: The role of parenting practices and children's perceptions of parental family obligation expectations. *Journal of Early Adolescence, 29,* 638–663.

Suarez-Morales, L., & Lopez, B. (2009). The impact of acculturative stress and daily hassles on preadolescent psychological adjustment: Examining anxiety symptoms. *Journal of Primary Prevention, 30,* 335–349.

Suárez-Orozco, C., Todorova, I., & Qin, D. B. (2006). The well-being of immigrant adolescents: A longitudinal perspective on risk and protective factors. In F. A. Villarruel & T. Luster (Eds.), *The crisis in youth mental health: Critical issues and effective programs: Vol. 2. Disorders in adolescence* (pp. 53–83). Westport, CT: Praeger.

Subbotsky, E. (2004). Magical thinking in judgments of causation: Can anomalous phenomena affect ontological causal beliefs in children and adults? *British Journal of Developmental Psychology, 22,* 123–152.

Subrahmanyam, K., Gelman, R., & Lafosse, A. (2002). Animate and other separably moveable things. In G. Humphreys (Ed.), *Category-specificity in brain and mind* (pp. 341–371). London: Psychology Press.

Subrahmanyam, K., & Greenfield, P. M. (2008). Online communication and adolescent relationships. *Future of Children, 18,* 119–146.

Subrahmanyam, K., Smahel, D., & Greenfield, P. (2006). Connecting developmental constructions to the Internet: Identity presentation and sexual exploration in online teen chat rooms. *Developmental Psychology, 42,* 395–406.

Substance Abuse and Mental Health Services Administration. (2011). *Results from the 2010 National Survey on Drug Use and Health: Vol. 1. Summary of national findings.* Rockville, MD: Author.

Suddendorf, T., Simcock, G., & Nielsen, M. (2007). Visual self-recognition in mirrors and live videos: Evidence for a developmental asynchrony. *Cognitive Development, 22,* 185–196.

Sullivan, K. T., Pasch, L. A., Johnson, M. D., & Bradbury, T. N. (2010). Social support, problem solving, and the longitudinal course of newlywed marriage. *Journal of Personality and Social Psychology, 98,* 631–644.

Sullivan, M. C., McGrath, M. M. Hawes, K., & Lester, B. M. (2008). Growth trajectories of preterm infants: Birth to 12 years. *Journal of Pediatric Health Care, 22,* 83–93.

Sullivan, M. W., & Lewis, M. (2003). Contextual determinants of anger and other negative expressions in young infants. *Developmental Psychology, 39,* 693–705.

Summers, R. W., & Hoffman, A. M. (Eds.). (2006). *Elder abuse: A public health perspective.* Washington, DC: American Public Health Association.

Super, C. M. (1981). Behavioral development in infancy. In R. H. Monroe, R. L. Monroe, & B. B. Whiting (Eds.), *Handbook of cross-cultural human development* (pp. 181–270). New York: Garland.

Super, C. M., & Harkness, S. (2002). Culture structures the environment for development. *Human Development 45,* 270–274.

Super, C. M., & Harkness, S. (2009). The developmental niche of the newborn in rural Kenya. In J. K. Nugent, B. J. Petrauskas, & T. B. Brazelton (Eds.), *The newborn as a person: Enabling healthy development worldwide* (pp. 85–97). Hoboken, NJ: Wiley.

Super, C. M., & Harkness, S. (2010). Culture and infancy. In J. G. Bremner & T. D. Wachs (Eds.), *Wiley-Blackwell handbook of infant development: Vol. 1. Basic research* (2nd ed., pp. 623–649). Chichester, UK: Wiley-Blackwell.

Super, C. M., Harkness, S., van Tijen, N., van der Vlugt, E., Fintelman, M., & Dijkstra, J. (1996). The three R's of Dutch childrearing and the socialization of infant arousal. In S. Harkness & C. M. Super (Eds.), *Parents' cultural belief systems* (pp. 447–466). New York: Guilford.

Super, D. E. (1990). A life span, life space approach to career development. In D. Brown & L. Brooks (Eds.), *Career choice and development* (2nd ed., pp. 197–261). San Francisco: Jossey-Bass.

Supple, A. J., Ghazarian, S. R., Peterson, G. W., & Bush, K. R. (2009). Assessing the cross-cultural validity of a parental autonomy granting measure: Comparing adolescents in the United States, China, Mexico, and India. *Journal of Cross-Cultural Psychology, 40,* 816–833.

Supple, A. J., & Small, S. A. (2006). The influence of parental support, knowledge, and authoritative parenting on Hmong and European American adolescent development. *Journal of Family Issues, 27,* 1214–1232.

Susman, E. J., & Dorn, L. D. (2009). Puberty: Its role in development. In R. M. Lerner & L. Steinberg (Eds.), *Handbook of adolescent psychology: Vol. 1. Individual bases of adolescent development* (3rd ed., pp. 116–151). Hoboken, NJ: Wiley.

Sussman, S., Skara, S., & Ames, S. L. (2008). Substance abuse among adolescents. *Substance Use and Misuse, 43,* 1802–1828.

Sutton, M. J., Brown, J. D., Wilson, K. M., & Klein, J. D. (2002). Shaking the tree of forbidden fruit: Where adolescents learn about sexuality and contraception. In J. D. Brown, J. R. Steele, & K. Walsh-Childers (Eds.), *Sexual teens, sexual media* (pp. 25–55). Mahwah, NJ: Erlbaum.

Sveen, C.-A., & Walby, F. A. (2008). Suicide survivors' mental health and grief reactions: A systematic review of controlled studies. *Suicide and Life-Threatening Behavior, 38,* 13–29.

Swartz, T. T. (2009). Intergenerational family relations in adulthood: Patterns, variations, and implictions in the contemporary United States. *Annual Review of Sociology, 25,* 191–212.

Sweet, M. A., & Appelbaum, M. L. (2004). Is home visiting an effective strategy? A meta-analytic review of home visiting programs for families with young children. *Child Development, 75,* 1435–1456.

Sweet, S., & Moen, P. (2007). Integrating educational careers in work and family. *Community, Work and Family, 10,* 231–250.

Swingley, D. (2005). Statistical clustering and the contents of the infant vocabulary. *Cognitive Psychology, 50,* 86–132.

Swinson, J., & Harrop, A. (2009). Teacher talk directed to boys and girls and its relationship to their behaviour. *Educational Studies, 35,* 515–524.

Symons, D. K. (2001). A dyad-oriented approach to distress and mother–child relationship outcomes in the first 24 months. *Parenting: Science and Practice, 1,* 101–122.

Szaflarski, J. P., Rajogopal, A., Altaye, M., Byars, A. W., Jacola, L., Schmithorst, V. J., et al. (2012). Left-handedness and language lateralization in children. *Brain Research, 1433,* 85–97.

Szkrybalo, J., & Ruble, D. N. (1999). "God made me a girl": Sex-category constancy judgments and explanations revisited. *Developmental Psychology, 35,* 392–402.

Szlemko, W. J., Wood, J. W., & Thurman, P. J. (2006). Native Americans and alcohol: Past, present, and future. *Journal of General Psychology, 133,* 435–451.

T

Tabibi, Z., & Pfeffer, K. (2007). Finding a safe place to cross the road: The effect of distractors and the role of attention in children's identification of safe and dangerous road-crossing sites. *Infant and Child Development, 16,* 193–206.

Tacon, A., & Caldera, Y. (2001). Attachment and parental correlates in late adolescent Mexican American women. *Hispanic Journal of Behavioral Sciences, 23,* 71–88.

Taga, G., Asakawa, K., Maki, A., Konishi, Y., & Koizumi, H. (2003). Brain imaging in awake infants by near-infrared optical topography. *Proceedings of the National Academy of Sciences, 100,* 10722–10727.

Tager-Flusberg, H., & Zukowski, A. (2009). Putting words together: Morphology and syntax in the preschool years. In J. B. Gleason & B. Ratner (Ed.), *The development of language* (7th ed., pp. 139–191). Boston: Allyn and Bacon.

Tahir, L., & Gruber, H. E. (2003). Developmental trajectories and creative work in late life. In J. Demick & C. Andreoletti (Eds.), *Handbook of adult development* (pp. 239–255). New York: Springer.

Takagi, E., Silverstein, M., & Crimmins, E. (2007). Intergenerational coresidence of older adults in Japan: Conditions for cultural plasticity. *Journal of Gerontology, 62B,* S330–S339.

Takahashi, K. (1990). Are the key assumptions of the "Strange Situation" procedure universal? A view from Japanese research. *Human Development, 33,* 23–30.

Takamura, J., & Williams, B. (2002). *Informal caregiving: Compassion in action.* Arlington, TX: Arc of the United States.

Talbot, L. S., McGlinchey, E. L., Kaplan, K. A., & Dahl, R. E. (2010). Sleep deprivation in adolescents and adults: Changes in affect. *Emotion, 10,* 831–841.

Talwar, V. (2011). Talking to children about death in educational settings. In V. Talwar, P. L. Harris, & M. Schleifer (Eds.), *Children's understanding of death: From biological to religious conceptions* (pp. 98–115). Cambridge, UK: Cambridge University Press.

Tamis-LeMonda, C. S., & Bornstein, M. H. (1989). Habituation and maternal encouragement of attention in infancy as predictors of toddler language, play, and representational competence. *Child Development, 60,* 738–751.

Tamis-LeMonda, C. S., Way, N., Hughes, D., Yoshikawa, H., Kalman, R. K., & Niwa, E. Y. (2008). Parents' goals for children: The dynamic coexistence of individualism and collectivism in cultures and individuals. *Social Development, 17,* 183–209.

Tammelin, T., Näyhä, S., Hills, A. P., & Järvelin, M. (2003). Adolescent participation in sports and adult physical activity. *American Journal of Preventive Medicine, 24,* 22–28.

Tamrouti-Makkink, I. D., Dubas, J. S., Gerris, J. R. M., & van Aken, A. G. (2004). The relation between the absolute level of parenting and differential parental treatment with adolescent siblings' adjustment. *Journal of Child Psychology and Psychiatry, 45,* 1397–1406.

Tanaka, H., & Seals, D. R. (1997). Age and gender interactions in physiological functional capacity: Insight from swimming performance. *Journal of Applied Physiology, 82,* 846–851.

Tanaka, H., & Seals, D. R. (2003). Dynamic exercise performance in master athletes: Insight into the effects of primary human aging on physiological functional capacity. *Journal of Applied Physiology, 95,* 2152–2162.

Tangney, J. P., Stuewig, J., & Mashek, D. J. (2007). Moral emotions and moral behavior. *Annual Review of Psychology, 58,* 345–372.

Tanimura, M., Takahashi, K., Kataoka, N., Tomita, K., Tanabe, I., Yasuda, M., et al. (2004). Proposal: Heavy television and video viewing poses a risk for infants and young children. *Nippon Shonika Gakkai Zasshi, 108,* 709–712 (in Japanese).

Tanner, J. M., Healy, M., & Cameron, N. (2001). *Assessment of skeletal maturity and prediction of adult height (TW3 method)* (3rd ed.). Philadelphia: Saunders.

Tanner, J. L., & Arnett, J. J. (2011). Presenting "emerging adulthood": What makes it developmentally distinctive? In J. J. Arnett, M. Kloep, L. B. Hendry, & J. L. Tanner (Eds.), *Debating emerging adulthood: Stage or process?* (pp. 13–30). New York: Oxford University Press.

Tanner, J. L., Arnett, J. J., & Leis, J. A. (2009). Emerging adulthood: Learning and development during the first stage of adulthood. In M. C. Smith & N. DeFrates-Densch (Eds.), *Handbook of research on adult learning and development* (pp. 34–67). New York: Routledge.

Tardif, T. (2006). But are they really verbs? Chinese words for action. In K. Hirsh-Pasek & R. M. Golinkoff (Eds.), *Action meets word: How children learn verbs* (pp. 477–498). New York: Oxford University Press.

Tardif, T., Fletcher, P., Liang, W., & Kaciroti, N. (2009). Early vocabulary development in Mandarin (Putonghua) and Cantonese. *Journal of Child Language, 36,* 1115–1144.

Tardif, T., Fletcher, P., Liang, W., Zhang, Z., Kaciroti, N., & Marchman, V. A. (2008). Baby's first 10 words. *Developmental Psychology, 44,* 929–938.

Tardif, T., Gelman, S. A., & Xu, F. (1999). Putting the "noun bias" in context: A comparison of English and Mandarin. *Child Development, 70,* 620–635.

Tardif, T., Wellman, H. M., & Cheung, K. M. (2004). False belief understanding in Cantonese-speaking children. *Journal of Child Language, 31,* 779–800.

Tarry-Adkins, J. L., Martin-Gronert, M. S., Chen, J. H., Cripps, R. L., & Ozanne, S. E. (2008). Maternal diet influences DNA damage, aortic telomere length, oxidative stress, and antioxidant defense capacity in rats. *FASEB Journal, 22,* 2037–2044.

Tarter, R. E., Vanyukov, M., & Kirisci, L. (2008). Etiology of substance use disorder: Developmental perspective. In Y. Kaminer & O. G. Bukstein (Eds.), *Adolescent substance abuse: Psychiatric comorbidity and high-risk behaviors* (pp. 5–27). New York: Routledge.

Tasker, F. (2005). Lesbian mothers, gay fathers, and their children: A review. *Developmental and Behavioral Pediatrics, 26,* 224–240.

Taumoepeau, M., & Ruffman, T. (2006). Mother and infant talk about mental states relates to desire language and emotion understanding. *Child Development, 77,* 465–481.

Taylor, C. A., Manganello, J. A., Lee, S. J., & Rice, J. C. (2010). Mother's spanking of 3-year-old children and subsequent risk of children's aggressive behavior. *Pediatrics, 125,* e1057–e1065.

Taylor, J. L. (2009). Midlife impacts of adolescent parenthood. *Journal of Family Issues, 30,* 484–510.

Taylor, M. C., & Hall, J. A. (1982). Psychological androgyny: Theories, methods, and conclusions. *Psychological Bulletin, 92,* 347–366.

Taylor, M. G., Rhodes, M., & Gelman, S. A. (2009). Boys will be boys; cows will be cows: Children's essentialist reasoning about gender categories and animal species. *Child Development, 80,* 461–481.

Taylor, P., Wang, W., Parker, K., Passel, J. S., Patten, E., & Motel, S. (2012). *The rise of intermarriage.* Washington, DC: Pew Research Center.

Taylor, R. D. (2010). Risk and resilience in low-income African American families: Moderating effects of kinship social support. *Cultural Diversity and Ethnic Minority Psychology, 16,* 344–351.

Taylor, R. J., Lincoln, K. D., & Chatters, L. M. (2005). Supportive relationships with church members among African Americans. *Family Relations, 54,* 501–511.

Taylor, R. L. (2000). Diversity within African-American families. In D. H. Demo & K. R. Allen (Eds.), *Handbook of family diversity* (pp. 232–251). New York: Oxford University Press.

Taylor, W. C., Sallis, J. F., Lees, E., Hepworth, J. T., Feliz, K., Volding, D. C., Cassels, A., & Tobin, J. N. (2007). Changing social and built environments to promote physical activity: Recommendations from low-income, urban women. *Journal of Physical Activity and Health, 4,* 54–65.

Teasdale, B., & Bradley-Engen, M. S. (2010). Adolescent same-sex attraction and mental health: The role of stress and support. *Journal of Homosexuality, 57,* 287–309.

Teinonen, T., Fellman, V., Näätänen, R., Alku, P., & Huotilainen, M. (2009). Statistical language learning in neonates revealed by event-related brain potentials. *BMC Neuroscience, 10,* 21.

Telama, R., Yang, X., Viikari, J., Valimaki, I., Wanne, O., & Raitakari, O. (2005). Physical activity from childhood to adulthood: A 21-year tracking study. *American Journal of Preventive Medicine, 28,* 267–273.

Temkin-Greener, H., Bajorska, A., Peterson, D. R., Kunitz, S. J., Gross, D., & Williams, T. F. (2004). Social support and risk-adjusted mortality in a frail older population. *Medical Care, 42,* 779–788.

Temple, J. L., Giacomelli, A. M., Roemmich, J. N., & Epstein, L. H. (2007). Overweight children

habituate slower than nonoverweight children to food. *Physiology and Behavior, 9,* 250–254.
Templeton, L. (2011). Dilemmas facing grandparents with grandchildren affected by parental substance misuse. *Drugs: Education, Prevention, and Policy, 19,* 11–18.
ten Brummelhuis, L. L., ter Hoeven, C. L., De Jong, M. D. T., & Peper, B. (in press). Exploring the linkage between the home domain and absence from work: Health, motivation, or both? *Journal of Organizational Behavior, 33.* Accessed online at http://onlinelibrary.wiley.com/doi/10.1002/job.1789/abstract
Tenenbaum, H. R., Hill, D., Joseph, N., & Roche, E. (2010). "It's a boy because he's painting a picture": Age differences in children's conventional and unconventional gender schemas. *British Journal of Psychology, 101,* 137–154.
Tenenbaum, H. R., & Leaper, C. (2002). Are parents' gender schemas related to their children's gender-related cognitions? A meta-analysis. *Developmental Psychology, 38,* 615–630.
Tenenbaum, H. R., & Leaper, C. (2003). Parent–child conversations about science: The socialization of gender inequities? *Developmental Psychology, 39,* 34–47.
Tenenbaum, H. R., Snow, C. E., Roach, K. A., & Kurland, B. (2005). Talking and reading science: Longitudinal data on sex differences in mother–child conversations in low-income families. *Journal of Applied Developmental Psychology, 26,* 1–19.
ten Tusscher, G. W., & Koppe, J. G. (2004). Perinatal dioxin exposure and later effects—a review. *Chemosphere, 54,* 1329–1336.
Terwel, J., Gillies, R. M., van den Eeden, P., & Hoek, D. (2001). Cooperative learning processes of students: A longitudinal multilevel perspective. *British Journal of Educational Psychology, 71,* 619–645.
Teti, D. M., Saken, J. W., Kucera, E., & Corns, K. M. (1996). And baby makes four: Predictors of attachment security among preschool-age firstborns during the transition to siblinghood. *Child Development, 67,* 579–596.
Teyber, E. (2001). *Helping children cope with divorce* (rev. ed.). San Francisco: Jossey-Bass.
Thacker, H. L. (2011). Assessing risks and benefits of nonhormonal treatments for vasomotor symptoms in perimenopausal and postmenopausal women. *Journal of Women's Health, 20,* 1007–1016.
Thacker, S. B., & Stroup, D. F. (2003). Revisiting the use of the electronic fetal monitor. *Lancet, 361,* 445–446.
Tharpe, A. M., & Ashmead, D. H. (2001). A longitudinal investigation of infant auditory sensitivity. *American Journal of Audiology, 10,* 104–112.
Thatcher, R. W., Walker, R. A., & Giudice, S. (1987). Human cerebral hemispheres develop at different rates and ages. *Science, 236,* 1110–1113.
Thelen, E., & Adolph, K. E. (1992). Arnold Gesell: The paradox of nature and nurture. *Developmental Psychology, 28,* 368–380.
Thelen, E., Fisher, D. M., & Ridley-Johnson, R. (1984). The relationship between physical growth and a newborn reflex. *Infant Behavior and Development, 7,* 479–493.
Thelen, E., Schöner, G., Scheier, C., & Smith, L. B. (2001). The dynamics of embodiment: A field theory of infant perseverative reaching. *Behavioral and Brain Sciences, 24,* 1–34.
Thelen, E., & Smith, L. B. (1998). Dynamic systems theories. In R. M. Lerner (Ed.), *Handbook of child psychology: Vol. 1. Theoretical models of human development* (5th ed., pp. 563–634). New York: Wiley.
Thelen, E., & Smith, L. B. (2006). Dynamic systems theories. In R. M. Lerner (Ed.), *Handbook of child psychology: Vol. 1. Theoretical models of human development* (6th ed., pp. 258–312). Hoboken, NJ: Wiley.
Théoret, E., Halligan, M., Kobayashi, F., Fregni, H., Tager-Flusberg, H., & Pascual-Leone, A. (2005). Impaired motor facilitation during action observation in individuals with autism spectrum disorder, *Current Biology, 15,* R84–R85.
Thiessen, E. D., & Saffran, J. R. (2007). Learning to learn: Infants' acquisition of stress-based strategies for work segmentation. *Language Learning and Development, 3,* 73–100.
Thoermer, C., Sodian, B., Vuori, M., Perst, H,., & Kristen, S. (2012). Continuity from an implicit to an explicit understanding of false belief from infancy to preschool age. *British Journal of Developmental Psychology, 30,* 172–187.
Thomaes, S., Stegge, H., Bushman, B. J., & Olthof, T. (2008). Trumping shame by blasts of noise: Narcissism, self-esteem, shame, and aggression in young adolescents. *Child Development, 79,* 1792–1801.
Thomas, A., & Chess, S. (1977). *Temperament and development.* New York: Brunner/Mazel.
Thomas, A., Chess, S., & Birch, H. G. (1968). *Temperament and behavior disorders in children.* New York: New York University Press.
Thomas, C. L., & Dimitrov, D. M. (2007). Effects of a teen pregnancy prevention program on teens' attitudes toward sexuality: A latent trait modeling approach. *Developmental Psychology, 43,* 173–185.
Thomas, K. A., & Tessler, R. C. (2007). Bicultural socialization among adoptive families: Where there is a will, there is a way. *Journal of Family Issues, 28,* 1189–1219.
Thomas, R. M. (2005). *Comparing theories of child development* (6th ed.). Belmont, CA: Wadsworth.
Thombs, B. D., Roseman, M., & Arthurs, E. (2010). Prenatal and postpartum depression in fathers and mothers. *Journal of the American Medical Association, 304,* 961.
Thompson, A., Hollis, C., & Richards, D. (2003). Authoritarian parenting attitudes as a risk for conduct problems: Results of a British national cohort study. *European Child and Adolescent Psychiatry, 12,* 84–91.
Thompson, P. M., Giedd, J. N., Woods, R. P., MacDonald, D., Evans, A. C., & Toga, A. W. (2000). Growth patterns in the developing brain detected by using continuum mechanical tensor maps. *Nature, 404,* 190–192.
Thompson, R. A. (2000). The legacy of early attachments. *Child Development, 71,* 145–152.
Thompson, R. A. (2006). The development of the person: Social understanding, relationships, conscience, self. In N. Eisenberg (Ed.), *Handbook of child psychology: Vol. 3. Social, emotional, and personality development* (6th ed., pp. 24–98). Hoboken, NJ: Wiley.
Thompson, R. A. (2008). Early attachment and later development. In J. Cassidy & P. R. Shaver (Eds.), *Handbook of attachment: Theory, research, and clinical applications* (2nd ed., pp. 348–365). New York: Guilford.
Thompson, R. A., & Goodman, M. (2010). Development of emotion regulation: More than meets the eye. In A. M. Kring & D. M. Sloan (Eds.), *Emotion regulation and psychopathology: A transdiagnostic approach to etiology and treatment* (pp. 38–58). New York: Guilford.
Thompson, R. A., & Goodvin, R. (2007). Taming the tempest in the teapot. In C. A. Brownell & C. B. Kopp (Eds.), *Socioemotional development in the toddler years: Transitions and transformations* (pp. 320–341). New York: Guilford.
Thompson, R. A., & Meyer, S. (2007). Socialization of emotion regulation in the family. In J. J. Gross (Ed.), *Handbook of emotion regulation* (pp. 249–268). New York: Guilford.
Thompson, R. A., Meyer, S., & McGinley, M. (2006). Understanding values in relationships: The development of conscience. In M. Killen & J. G. Smetana (Eds.), *Handbook of moral development* (pp. 267–298). Mahwah, NJ: Erlbaum.
Thompson, R. A., & Nelson C. A. (2001). Developmental science and the media. *American Psychologist, 56,* 5–15.
Thompson, R. A., & Raikes, H. A. (2007). The social and emotional foundations of school readiness. In D. F. Perry, R. K. Kaufmann, & J. Knitzer (Eds.), *Social and emotional health in early childhood: Building bridges between services and systems* (pp. 13–35). Baltimore, MD: Paul H. Brookes.
Thompson, R. A., Winer, A. C., & Goodvin, R. (2011). The individual child: Temperament, emotion, self, and personality. In M. H. Bornstein & M. E. Lamb (Eds.), *Developmental science: An advanced textbook* (6th ed.). New York: Psychology Press.
Thompson, W. W., Price, C., Goodson, B., Shay, D. K., Benson, P., Hinrichsen, V. L., et al. (2007). Early thimerosal exposure and neuropsychological outcomes at 7to 10 years. *New England Journal of Medicine, 357,* 1281–1292.
Thorne, B. (1993). *Gender play: Girls and boys in school.* New Brunswick, NJ: Rutgers University Press.
Thornton, J., Edwards, R., Mitchell, P., Harrison, R. A., Buchan, I., & Kelly, S. P. (2005). Smoking and age-related macular degeneration: A review of association. *Eye, 19,* 935–944.
Thornton, S. (1999). Creating conditions for cognitive change: The interaction between task structures and specific strategies. *Child Development, 70,* 588–603.
Thorson, J. A., & Powell, F. C. (1994). A revised death anxiety scale. In R. A. Neimeyer (Ed.), *Death anxiety handbook* (pp. 31–43). Washington, DC: Taylor & Francis.
Tienari, P., Wahlberg, K. E., & Wynne, L. C. (2006). Finnish adoption study of schizophrenia: Implications for family interventions. *Families, Systems, and Health, 24,* 442–451.
Tienari, P., Wynne, L. C., Lasky, K., Moring, J., Nieminen, P., & Sorri, A. (2003). Genetic boundaries of the schizophrenia spectrum: Evidence from the Finnish adoptive family study of schizophrenia. *American Journal of Psychiatry, 160,* 1587–1594.
Tiet, Q. Q., Huizinga, D., & Byrnes, H. F. (2010). Predictors of resilience among inner city youths. *Journal of Child and Family Studies, 19,* 360–378.
Tiggemann, M., & Anesbury, T. (2000). Negative stereotyping of obesity in children: The role of controllability beliefs. *Journal of Applied Social Psychology, 30,* 1977–1993.
Tincoff, R., & Jusczyk, P. W. (1999). Some beginnings of word comprehension in 6-month-olds. *Psychological Science, 10,* 172–175.
Tizard, B., & Rees, J. (1975). The effect of early institutional rearing on the behaviour problems and affectional relationships of four-year-old children. *Journal of Child Psychology and Psychiatry, 16,* 61–73.
Tofler, I. R., Knapp, P. K., & Drell, M. J. (1998). The achievement by proxy spectrum in youth sports: Historical perspective and clinical approach to pressured and high-achieving children and adolescents. *Child and Adolescent Psychiatric Clinics of North America, 7,* 803–820.
Tokunaga, R. S. (2010). Following you home from school: A critical review and synthesis of research on cyberbullying victimization. *Computers in Human behavior, 26,* 277–287.
Tomasello, M. (1992). *First verbs: A case study of early grammatical development.* New York: Cambridge University Press.
Tomasello, M. (1999). Having intentions, understanding intentions, and understanding communicative intentions. In P. D. Zelazo, J. W. Astington, & J. Wilde (Eds.), *Developing theories of intention: Social understanding and self-control* (pp. 63–75). Mahwah, NJ: Erlbaum.

Tomasello, M. (2003). *Constructing a language: A usage-based theory of language acquisition.* Cambridge, MA: Harvard University Press.

Tomasello, M. (2005). Beyond formalities: The case of language acquisition. *Linguistic Review, 22,* 183–197.

Tomasello, M. (2006). Acquiring linguistic constructions. In D. Kuhn & R. Siegler (Eds.), *Handbook of child psychology: Vol. 2: Cognition, perception, and language* (6th ed., pp. 255–298). Hoboken, NJ: Wiley.

Tomasello, M. (2011). Language development. In U. Goswami (Ed.), *Wiley-Blackwell handbook of childhood cognitive development* (2nd ed., pp. 239–257). Malden, MA: Wiley-Blackwell.

Tomasello, M., & Akhtar, N. (1995). Two-year-olds use pragmatic cues to differentiate reference to objects and actions. *Cognitive Development, 10,* 201–224.

Tomasello, M., & Brandt, S. (2009). Flexibility in the semantics and syntax of children's early verb use. *Monographs of the Society for Research in Child Development, 72*(2, Serial No. 293), 113–126.

Tomasello, M., Call, J., & Hare, B. (2003). Chimpanzees understand psychological states—the question is which ones and to what extent. *Trends in Cognitive Sciences, 7,* 153–156.

Tomasello, M., Carpenter, M., & Liszkowski, U. (2007). A new look at infant pointing. *Child Development, 78,* 705–722.

Tomer, A., Eliason, G., & Smith, J. (2000). Beliefs about the self, life, and death: Testing aspects of a comprehensive model of death anxiety and death attitudes. *Death attitudes and the older adult: Theories, concepts, and applications* (pp. 109–122). Philadelphia: Taylor & Francis.

Tong, S., Baghurst, P., Vimpani, G., & McMichael, A. (2007). Socioeconomic position, maternal IQ, home environment, and cognitive development. *Journal of Pediatrics, 151,* 284–288.

Tong, V. T., Jones, J. R., Dietz, P. M., D'Angelo, D., & Bombard, J. M. (2009, May 29). Trends in smoking before, during, and after pregnancy—Pregnancy Risk Assessment Monitoring System (PRAMS), United States, 31 Sites, 2000–2005. *Morbidity and Mortality Weekly Report, 58* (No. SS-4).

Torges, C. M., Stewart, A. J., & Miner-Rubino, K. (2005). Personality after the prime of life: Men and women coming to terms with regrets. *Journal of Research in Personality, 39,* 148–165.

Torney-Purta, J. (2002). The school's role in developing civic engagement: A study of adolescents in twenty-eight countries. *Applied Developmental Science, 6,* 203–212.

Torney-Purta, J., Barber, C. H., & Wilkenfeld, B. (2007). Latino adolescents' civic development in the United States: Research results from the IEA Civic Education Study. *Journal of Youth and Adolescence, 36,* 111–125.

Tornstam, L. (2000). Transcendence in later life. *Generations, 23*(10), 10–14.

Tornstam, L. (2011). Maturing into gerotranscendence. *Journal of TransPersonal Psychology, 43,* 166–180.

Toro-Morn, M., & Sprecher, S. (2003). A cross-cultural comparison of mate preferences among university students: The United States vs. the People's Republic of China (PRC). *Journal of Comparative Family Studies, 34,* 151–170.

Torrance, E. P. (1988). The nature of creativity as manifest in its testing. In R. J. Sternberg (Ed.), *The nature of creativity: Contemporary psychological perspectives* (pp. 43–75). New York: Cambridge University Press.

Tottenham, N., Hare, T. A., Millner, A., Gilhooly, T., Zevin, J. D., & Casey, B. J. (2011). Elevated amygdala response to faces following early deprivation. *Developmental Science, 14,* 190–204.

Touwslager, R. N., Gielen, M., Derom, C., Mulder, A. L., Gerver, W. J., Zimmermann, L. J., et al. (2011). Determinants of infant growth in four age windows: A twin study. *Journal of Pediatrics, 158,* 566–572.

Tracy, J. L., Robins, R. W., & Lagattuta, K. H. (2005). Can children recognize pride? *Emotion, 5,* 251–257.

Trafford, A. (2004). *My time: Making the most of the rest of your life.* New York: Basic Books.

Trappe, S. (2007). Marathon runners: How do they age? *Sports Medicine, 37,* 302–305.

Trautner, H. M., Gervai, J., & Nemeth, R. (2003). Appearance–reality distinction and development of gender constancy understanding in children. *International Journal of Behavioral Development, 27,* 275–283.

Trautner, H. M., Ruble, D. N., Cyphers, L., Kirsten, B., Behrendt, R., & Hartmann, P. (2005). Rigidity and flexibility of gender stereotypes in childhood: Developmental or differential? *Infant and Child Development, 14,* 365–381.

Treasure, J., & Schmidt, U. (2005). Anorexia nervosa. *Clinical Evidence, 13,* 1148–1157.

Trehub, S. E. (2001). Musical predispositions in infancy. *Annals of the New York Academy of Sciences, 930,* 1–16.

Tremblay, L., & Frigon, J.-Y. (2005). Precocious puberty in adolescent girls: A biomarker of later psychosocial adjustment problems. *Child Psychiatry and Human Development, 36,* 73–94.

Tremblay, R. E. (2000). The development of aggressive behaviour during childhood: What have we learned in the past century? *International Journal of Behavioral Development, 24,* 129–141.

Tremblay, R. E., Japel, C., Perusse, D., Voivin, M., Zoccolillo, M., Montplaisir, J., & McDuff, P. (1999). The search for the age of "onset" of physical aggression: Rousseau and Bandura revisited. *Criminal Behavior and Mental Health, 9,* 8–23.

Trent, K., & Harlan, S. L. (1994). Teenage mothers in nuclear and extended households. *Journal of Family Issues, 15,* 309–337.

Trentacosta, C. J., & Shaw, D. S. (2009). Emotional self-regulation, peer rejection, and antisocial behavior: Developmental associations from early childhood to early adolescence. *Journal of Applied Developmental Psychology, 30,* 356–365.

Triandis, H. C. (1995). *Individualism and collectivism.* Boulder, CO: Westview Press.

Triandis, H. C. (2005). Issues in individualism and collectivism research. In R. M. Sorrentino, D. Cohen, J. M. Olson, & M. P. Zanna (Eds.), *Culture and social behavior: The Ontario Symposium* (Vol. 10, pp. 207–225). Mahwah, NJ: Erlbaum.

Triandis, H. C. (2007). Culture and psychology: A history of the study of their relationship. In S. Kitayama & D. Cohen (Eds.), *Handbook of cultural psychology* (pp. 59–76). New York: Guilford.

Trocomé, N., & Wolfe, D. (2002). *Child maltreatment in Canada: The Canadian Incidence Study of Reported Child Abuse and Neglect.* Retrieved from www.hc-sc.gc.ca/pphb-dgspsp/cm-vee

Tronick, E., Morelli, G., & Ivey, P. (1992). The Efe forager infant and toddler's pattern of social relationships: Multiple and simultaneous. *Developmental Psychology, 28,* 568–577.

Tronick, E. Z., Thomas, R. B., & Daltabuit, M. (1994). The Quechua manta pouch: A caretaking practice for buffering the Peruvian infant against the multiple stressors of high altitude. *Child Development, 65,* 1005–1013.

Troop-Gordon, W., & Asher, S. R. (2005). Modifications in children's goals when encountering obstacles to conflict resolution. *Child Development, 76,* 568–582.

Troseth, G. L. (2003). Getting a clear picture: Young children's understanding of a televised image. *Developmental Science, 6,* 247–253.

Troseth, G. L., & DeLoache, J. S. (1998). The medium can obscure the message: Young children's understanding of video. *Child Development, 69,* 950–965.

Troseth, G. L., Saylor, M. M., & Archer, A. H. (2006). Young children's use of video as a source of socially relevant information. *Child Development, 77,* 786–799.

Troutman, D. R., & Fletcher, A. C. (2010). Context and companionship in children's short-term versus long-term friendships. *Journal of Social and Personal Relationships, 27,* 1060–1074.

Troyer, A. K., Häfliger, A., Cadieux, M. J., & Craik, F. I. M. (2006). Name and face learning in older adults: Effects of level of processing, self-generation, and intention to learn. *Journal of Gerontology, 61B,* P67–P74.

Trudel, G., Villeneuve, V., Anderson, A., & Pilon, G. (2008). Sexual and marital aspects of old age: An update. *Sexual and Relationship Therapy, 23,* 161–169.

True, M. M., Pisani, L., & Oumar, F. (2001). Infant–mother attachment among the Dogon of Mali. *Child Development, 72,* 1451–1466.

Trusty, J. (1999). Effects of eighth-grade parental involvement on late adolescents' educational expectations. *Journal of Research and Development in Education, 32,* 224–233.

Trzesniewski, K. H., & Donnellan, M. B. (2009). Reevaluating the evidence for increasingly positive self-views among high school students: More evidence for consistency across generations. *Psychological Science, 20,* 920–922.

Trzeniewski, K. H., & Donnellan, M. B. (2010). Rethinking "generation me": A study of cohort effects from 1976–2006. *Perspectives on Psychological Science, 5,* 58–75.

Trzesniewski, K. H., Donnellan, M. B., & Robins, R. W. (2003). Stability of self-esteem across the life span. *Journal of Personality and Social Psychology, 84,* 205–220.

Tsai, A. G., & Wadden, T. A. (2005). Systematic review: An evaluation of major commercial weight loss programs in the United States. *Annals of Internal Medicine, 142,* 56–66.

Tsang, P. S., & Shaner, T. L. (1998). Age, attention, expertise, and time-sharing performance. *Psychology and Aging, 13,* 323–347.

Tsuji, Y. (2005). Time is not up: Temporal complexity of older Americans' lives. *Journal of Cross-Cultural Gerontology, 20,* 3–26.

Tsujimoto, S. (2008). The prefrontal cortex: Functional neural development during early childhood. *Neuroscientist, 14,* 345–358.

Tucker, C. J., McHale, S. M., & Crouter, A. C. (2001). Conditions of sibling support in adolescence. *Journal of Family Psychology, 15,* 254–271.

Tucker, C. J., McHale, S. M., & Crouter, A. C. (2003). Dimensions of mothers' and fathers' differential treatment of siblings: Links with adolescents' sex-typed personal qualities. *Family Relations, 52,* 82–89.

Tudge, J. R. H. (1992). Processes and consequences of peer collaboration: A Vygotskian analysis. *Child Development, 63,* 1364–1397.

Tudge, J. R. H., Hogan, D. M., Snezhkova, I. A., Kulakova, N. N., & Etz, K. E. (2000). Parents' child-rearing values and beliefs in the United States and Russia: The impact of culture and social class. *Infant and Child Development, 9,* 105–121.

Turati, C. (2004). Why faces are not special to newborns: An account of the face preference. *Current Directions in Psychological Science, 13,* 5–8.

Turati, C., Cassia, V. M., Simion, F., & Leo, I. (2006). Newborns' face recognition: Role of inner and outer facial features. *Child Development, 77,* 297–311.

Turesson, C., & Matteson, E. L. (2006). Genetics of rheumatoid arthritis. *Mayo Clinic Proceedings, 81,* 94–101.

Turiel, E. (2006). The development of morality. In N. Eisenberg (Ed.), *Handbook of child psychology: Vol. 3. Social, emotional, and personality development* (6th ed., pp. 789–857). Hoboken, NJ: Wiley.

Turiel, E., & Killen, M. (2010). Taking emotions seriously: The role of emotions in moral development. In W. F. Arsenio & E. A. Lemerise (Eds.), *Emotions, aggression, and morality in children: Bridging development and psychopathology* (pp. 33–52). Washington, DC: American Psychological Association.

Turkheimer, E., Haley, A., Waldron, M., D'Onofrio, B., & Gottesman, I. I. (2003). Socioeconomic status modifies heritability of IQ in young children. *Psychological Science, 14,* 623–628.

Turnbull, K. P., Anthony, A. B., Justice, L., & Bowles, R. (2009). Preschoolers' exposure to language stimulation in classrooms serving at-risk children: The contribution of group size and activity context. *Early Education and Development, 20,* 53–79.

Turnbull, M., Hart, D., & Lapkin, S. (2003). Grade 6 French immersion students' performance on large-scale reading, writing, and mathematics tests: Building explanations. *Alberta Journal of Educational Research, 49,* 6–23.

Turner, B. F. (1982). Sex-related differences in aging. In B. B. Wolman (Ed.), *Handbook of developmental psychology* (pp. 912–936). Englewood Cliffs, NJ: Prentice-Hall.

Turner, L. B. (2011). A meta-analysis of fat intake, reproduction, and breast cancer risk: An evolutionary perspective. *American Journal of Human Biology, 23,* 601–608.

Turner, P. J., & Gervai, J. (1995). A multidimensional study of gender typing in preschool children and their parents: Personality, attitudes, preferences, behavior, and cultural differences. *British Journal of Developmental Psychology, 11,* 323–342.

Turner, R. N., Hewstone, M., & Voci, A. (2007). Reducing explicit and implicit outgroup prejudice via direct and extended contact: The mediating role of self-disclosure and intergroup anxiety. *Journal of Personality and Social Psychology, 93,* 369–388.

Tuyen, J. M., & Bisgard, K. (2003). Community setting: Pertussis outbreak. Atlanta, GA: U.S. Centers for Disease Control and Prevention. Retrieved from www.cdc.gov/nip/publications/pertussis/chapter10.pdf

Twenge, J. M. (1997). Changes in masculine and feminine traits over time: A meta-analysis. *Sex Roles, 36,* 305–325.

Twenge, J. M. (2001). Changes in women's assertiveness in response to status and roles: A crosstemporal meta-analysis, 1931–1993. *Journal of Personality and Social Psychology, 81,* 133–145.

Twenge, J. M., & Campbell, W. K. (2001). Age and birth cohort differences in self-esteem: A crosstemporal meta-analysis. *Personality and Social Psychology Review, 5,* 321–344.

Twenge, J. M., Campbell, W. K., & Freeman, E. C. (2012). Generational differences in young adults' life goals, concern for others, and civic orientation, 1966–2009. *Journal of Personality and Social Psychology, 102,* 1045–1062.

Twenge, J. M., & Crocker, J. (2002). Race and self-esteem: Meta-analyses comparing whites, blacks, Hispanics, Asians, and America Indians and comment on Gray-Little and Hafdahl (2000). *Psychological Bulletin, 128,* 371–408.

Tzuriel, D., & Egozi, G. (2010). Gender differences in spatial ability of young children: The effects of training and processing strategies. *Child Development, 81,* 1417–1430.

Tzuriel, D., & Kaufman, R. (1999). Mediated learning and cognitive modifiability: Dynamic assessment of young Ethiopian immigrant children to Israel. *Journal of Cross-Cultural Psychology, 30,* 359–380.

U

Uauy, R., Kain, J., Mericq, V., Rojas, J., & Corvalán, C. (2008). Nutrition, child growth, and chronic disease prevention. *Annals of Medicine, 40,* 11–20.

Uchino, B. N. (2009). Understanding the links between social support and physical health. *Perspectives on Psychological Science, 4,* 236–255.

Udechuku, A., Nguyen, T., Hill, R., & Szego, K. (2010). Antidepressants in pregnancy: A systematic review. *Australian and New Zealand Journal of Psychiatry, 44,* 978–996.

Uhlenberg, P., & Hammill, B. G. (1998). Frequency of grandparent contact with grandchild sets: Six factors that make a difference. *Gerontologist, 38,* 276–285.

Ukrainetz, T. A., Justice, L. M., Kaderavek, J. N., Eisenberg, S. L., Gillam, R., & Harm, H. M. (2005). The development of expressive elaboration in fictional narratives. *Journal of Speech, Language, and Hearing Research, 48,* 1363–1377.

Umana-Taylor, A. J., & Alfaro, E. C. (2006). Ethnic identity among U.S. Latino adolescents: Measurement and implications for well-being. In F. A. Villarruel & T. Luster (Eds.), *The crisis in youth mental health: Critical issues and effective programs: Vol. 2. Disorders in adolescence* (pp. 195–211). Westport, CT: Praeger.

Umana-Taylor, A. J., & Updegraff, K. A. (2007). Latino adolescents' mental health: Exploring the interrelations among discrimination, ethnic identity, cultural orientation, self-esteem, and depressive symptoms. *Journal of Adolescence, 30,* 549–567.

Underhill, K., Montgomery, P., & Operario, D. (2007). Sexual abstinence only programmes to prevent HIV infection in high-income countries: Systematic review. *British Medical Journal, 335,* 248.

Underwood, M. K. (2003). *Social aggression among girls.* New York: Guilford.

UNICEF (United Nations Children's Fund). (2007). *An overview of child well-being in rich countries, Innocenti Report Card 7.* Florence, Italy: UNICEF Innocenti Research Centre.

UNICEF (United Nations Children's Fund). (2009). *Infant and young child feeding 2000–2007.* Retrieved from www.childinfo.org/breastfeeding_countrydata.php

UNICEF (United Nations Children's Fund). (2010a). *Children and AIDS: Fifth stocktaking report.* New York: United Nations.

UNICEF (United Nations Children's Fund). (2010b). *The children left behind: A league table of inequality in the world's richest countries, Innocenti Report Card.* Florence, Italy: UNICEF Innocenti Research Centre.

UNICEF (United Nations Children's Fund). (2010c). *Young champions for education: A progress review.* Retrieved from www.ungei.org/resources/files/Young_Champions_Evaluation_7_Jan.pdf

UNICEF (United Nations Children's Fund). (2011). *Children in conflict and emergencies.* Retrieved from www.unicef.org/protection/armedconflict.html

United Nations. (2011). *World population prospects: The 2011 revision. Population database.* Retrieved from esa.un.org/wpp/unpp/panel_population.htm

United Nations. (2012). *UN data: A world of information.* Retrieved from data.un.org

Uotinen, V., Rantanen, T., Suutama, T., & Ruoppila, I. (2006). Change in subjective age among older people over an eight-year follow-up: "Getting older and feeling younger"? *Experimental Aging Research, 32,* 381–393.

U.S. Census Bureau. (2012a). International database. Retrieved from sasweb.ssd.census.gov/idb/ranks.html

U.S. Census Bureau. (2012b). *Statistical abstract of the United States* (131st ed.). Washington, DC: U.S. Government Printing Office.

U.S. Department of Agriculture. (2011a). *Food security in the United States: Key statistics and graphics.* Retrieved from www.ers.usda.gov/Briefing/FoodSecurity/stats_graphs.htm

U.S. Department of Agriculture. (2011b). *WIC: The Special Supplemental Nutrition Program for Women, Infants, and Children.* Nutrition Program Facts. Retrieved from www.fns.usda.gov/wic/wic-fact-sheet.pdf

U.S. Department of Agriculture. (2012). *Expenditures on children by families, 2011.* Retrieved from www.cnpp.usda.gov/Publications/CRC/crc2011.pdf

U.S. Department of Education. (2007a). *The Nation's Report Card: Mathematics 2007.* Retrieved from nces.ed.gov/pubsearch/pubsinfo.asp?pubid=2007494

U.S. Department of Education. (2007b). *The Nation's Report Card: Reading 2007.* Retrieved from nces.ed.gov/pubSearch/pubsinfo.asp?pubid=2007496

U.S. Department of Education. (2009). *The Nation's Report Card: Mathematics 2009.* Retrieved from nces.ed.gov/nationsreportcard/mathematics/

U.S. Department of Education. (2010). *The nation's report card: Reading 2009.* Retrieved from nces.ed.gov/pubsearch/pubsinfo.asp?pubid=2010458

U.S. Department of Education. (2012a). *The condition of education 2012.* Retrieved from nces.ed.gov/pubsearch/pubsinfo.asp?pubid=2012045

U.S. Department of Education. (2012b). *Digest of education statistics: 2011.* Washington, DC: U.S. Government Printing Office.

U.S. Department of Health and Human Services. (2010a). Births: Final data for 2008. *National Vital Statistics Reports, 59*(1).

U.S. Department of Health and Human Services. (2010b). *Breastfeeding.* Retrieved from www.womenshealth.gov/breastfeeding/index.cfm

U.S. Department of Health and Human Services. (2010c). *Drugs, brains, and behavior: The science of addiction.* Bethesda, MD: National Institute of Drug Abuse.

U.S. Department of Health and Human Services. (2010d). *Head Start Impact Study: Final report.* Washington, DC: U.S. Government Printing Office.

U.S. Department of Health and Human Services. (2010e). National, state, and local vaccination coverage among children aged 19–35 months—United States, 2009. *Morbidity and Mortality Weekly Report, 59,* 1171–1177.

U.S. Department of Health and Human Services. (2010f). *A profile of older Americans: 2009.* Retrieved from www.aoa.gov/AoAroot/Aging_Statistics/Profile/2009/docs/2009profile_508.pdf

U.S. Department of Health and Human Services. (2011a). *Births: Preliminary data for 2010.* Retrieved from www.cdc.gov/nchs/data/nvsr/nvsr60/nvsr60_02.pdf

U.S. Department of Health and Human Services. (2011b). *Child maltreatment 2010.* Retrieved from www.acf.hhs.gov/programs/cb/resource/child-maltreatment-2010

U.S. Department of Health and Human Services. (2011c). *Health, United States 2010: With special feature on death and dying.* Washington, DC: U.S. Government Printing Office.

U.S. Department of Health and Human Services. (2011d). *Premenstrual syndrome (PMS) fact sheet.* Retrieved from womenshealth.gov/publications/our-publications/fact-sheet/premenstrual-syndrome.cfm

U.S. Department of Health and Human Services. (2011e). *Results from the 2010 National Survey on Drug Use and Health: Summary of national findings.* Rockville, MD: Substance Abuse and Mental Health Services Administration.

U.S. Department of Health and Human Services. (2011f). *The Surgeon General's call to action to prevent and decrease overweight and obesity: Overweight children and adolescents.* Retrieved from www.surgeongeneral.gov/library/calls/obesity/fact_adolescents.html

U.S. Department of Health and Human Services. (2011g). *Your Medicare coverage.* Retrieved from www.medicare.gov/coverage/Home.asp

U.S. Department of Health and Human Services. (2012a). *Facts about Down syndrome.* Retrieved from www.education.com/reference/article/Ref_Facts_About_Down

U.S. Department of Health and Human Services. (2012b). *Key statistics from the National Survey of Family Growth: Impaired fecundity.* Retrieved from www.cdc.gov/nchs/nsfg/abc_list_i.htm#impaired

U.S. Department of Health and Human Services. (2012c). *Morbidity and mortality: 2012 chart book on cardiovascular, lung and blood diseases.* Bethesda, MD: Author.

U.S. Department of Health and Human Services. (2012d). Older persons' health: Health care utilization. Retrieved from www.cdc.gov/nchs/fastats/older_americans.htm

U.S. Department of Health and Human Services. (2012e). *A profile of older Americans 2012: Key indicators of well-being.* Washington, DC: U.S. Government Printing Office.

U.S. Department of Health and Human Services. (2012f). Youth Risk Behavior Surveillance—United States, 2011. *Morbidity and Mortality Weekly Report, 61*(No. 4). Retrieved from www.cdc.gov/mmwr/pdf/ss/ss6104.pdf

U.S. Department of Justice. (2010). *Crime in the United States, 2009.* Retrieved from www2.fbi.gov/ucr/cius2009

U.S. Department of Transportation. (2012). *Traffic safety facts: Research note. 2011 motor vehicle crashes: Overview.* Retrieved from www-nrd.nhtsa.dot.gov/Pubs/811701.pdf

U.S. Living Will Registry. (2005). *Advance directive forms.* Retrieved from www.uslivingwillregistry.com/forms.shtm

Usher-Seriki, K. K., Bynum, M. S., & Callands, T. A. (2008). Mother–daughter communication about sex and sexual intercourse among middle- to upper-class African American girls. *Journal of Family Issues, 29,* 901–917.

Usta, I. M., & Nassar, A. H. (2008). Advanced maternal age. Part I: Obstetric complications. *American Journal of Perinatology, 25,* 521–534.

Utz, R. L., Carr, D., Nesse, R., & Wortman, C. B. (2002). The effect of widowhood on older adults' social participation: An evaluation of activity, disengagement, and continuity theories. *Gerontologist, 42,* 522–533.

V

Vacha-Haase, T., Hill, R. D., & Bermingham, D. W. (2012). Aging theory and research. In N. A. Fouad, J. A. Carter, & L. M. Subich (Eds.), *APA handbook of counseling psychology: Vol. 1. Theories, research, and methods* (pp. 491–505). Washington, DC: American Psychological Association.

Vaillancourt, T., Brendgen, M., Boivin, M., & Tremblay, R. E. (2003). A longitudinal confirmatory factor analysis of indirect and physical aggression: Evidence of two factors over time? *Child Development, 74,* 1628–1638.

Vaillancourt, T., Brittain, H., Bennett, L., Arnocky, S., McDougall, P., Hymel, S., et al. (2010a). Places to avoid: Population-based study of student reports of unsafe and high bullying areas at school. *Canadian Journal of School Psychology, 25,* 40–54.

Vaillancourt, T., Clinton, J., McDougall, P., Schmidt, L. A., & Hymel, S. (2010b). The neurobiology of peer victimization and rejection. In S. Jimerson, S. M. Swearer, & D. L. Espelage (Eds.), *Handbook of bullying in schools: An international perspective* (pp. 293–304). New York: Routledge.

Vaillancourt, T., & Hymel, S. (2006). Aggression and social status: The moderating roles of sex and peer-valued characteristics. *Aggressive Behavior, 32,* 396–408.

Vaillancourt, T., McDougall, P., Hymel, S., & Sunderani, S. (2010c). Respect or fear? The relationship between power and bullying behavior. In Jimerson, S. M. Swearer, & D. L. Espelage (Eds.), *Handbook of bullying in schools: An international perspective* (pp. 211–222). New York: Routledge.

Vaillant, G. E. (1977). *Adaptation to life.* Boston: Little, Brown.

Vaillant, G. E. (2002). *Aging well.* Boston: Little, Brown.

Vaillant, G. E., & Koury, S. H. (1994). Late midlife development. In G. H. Pollock & S. I. Greenspan (Eds.), *The course of life* (pp. 1–22). Madison, CT: International Universities Press.

Vaillant, G. E., & Mukamal, K. (2001). Successful aging. *American Journal of Psychiatry, 158,* 839–847.

Vaillant, G. E., & Vaillant, C. O. (1990). Determinants and consequences of creativity in a cohort of gifted women. *Psychology of Women Quarterly, 14,* 607–616.

Vaish, A., & Striano, T. (2004). Is visual reference necessary? Contributions of facial versus vocal cues in 12-month-olds' social referencing behavior. *Developmental Science, 7,* 261–269.

Vakil, E., Blachstein, H., Sheinman, M., & Greenstein, Y. (2009). Developmental changes in attention tests norms: Implications for the structure of attention. *Child Neuropsychology, 15,* 21–39.

Valdés, G. (1998). The world outside and inside schools: Language and immigrant children. *Educational Researcher, 27*(6), 4–18.

Valentine, J. C., DuBois, D. L., & Cooper, H. (2004). The relation between self-beliefs and academic achievement: A meta-analytic review. *Educational Psychologist, 39,* 111–133.

Valian, V. (1999). Input and language acquisition. In W. C. Ritchie & T. K. Bhatia (Eds.), *Handbook of child language acquisition* (pp. 497–530). San Diego: Academic Press.

Valiente, C., Eisenberg, N., Fabes, R. A., Shepard, S. A., Cumberland, A., & Losoya, S. H. (2004). Prediction of children's empathy-related responding from their effortful control and parents' expressivity. *Developmental Psychology, 40,* 911–926.

Valiente, C., Lemery-Chalfant, K., Swanson, J., & Reiser, M. (2008). Prediction of children's academic competence from their effortful control, relationships, and classroom participation. *Journal of Educational Psychology, 100,* 67–77.

Valiente, C., Lemery-Chalfant, K., Swanson, J., & Reiser, M. (2010). Prediction of kindergartners' academic achievement from their effortful control and emotionality: Evidence for direct and moderated relations. *Journal of Educational Psychology, 102,* 550–560.

Valkenburg, P. M., & Peter, J. (2007a). Internet communication and its relation to well-being: Identifying some underlying mechanisms. *Media Psychology, 9,* 43–58.

Valkenburg, P. M., & Peter, J. (2007b). Preadolescents' and adolescents' online communication and their closeness to friends. *Developmental Psychology, 43,* 267–277.

Valkenburg, P. M., & Peter, J. (2009). Social consequences of the Internet for adolescents: A decade of research. *Current Directions in Psychological Science, 18,* 1–5.

Valkenburg, P. M., & Peter, J. (2011). Online communication among adolescents: An integrated model of its attraction, opportunities, and risks. *Journal of Adolescent Health, 48,* 121–127.

van Aken, C., Junger, M., Verhoeven, M., van Aken, M. A. G., & Deković, M. (2007). The interactive effects of temperament and maternal parenting on toddlers' externalizing behaviours. *Infant and Child Development, 16,* 553–572.

van Asselt, D. (2006). Advance directives: Prerequisites and usefulness. *Zeitschrift für Gerontologie und Geriatrie, 39,* 371–375.

van Baarsen, B. (2002). Theories on coping with loss: The impact of social support and self-esteem on adjustment to emotional and social loneliness following a partner's death in later life. *Journal of Gerontology, 57B,* S33–S42.

Van Cleave, J., Gortmaker, S. L., & Perrin, J. M. (2010). Dynamics of obesity and chronic health conditions among children and youth. *Journal of the American Medical Association, 303,* 623–630.

Vandell, D. L., Belsky, J., Burchinal, M., Steinberg, L., Vandergrift, N., & NICHD Early Child Care Research Network. (2010). Do effects of early child care extend to age 15 years? Results from the NICHD Study of Early Child Care and Youth Development. *Child Development, 81,* 737–756.

Vandell, D. L., & Posner, J. K. (1999). Conceptualization and measurement of children's after-school environments. In S. L. Friedman & T. D. Wachs (Eds.), *Measuring environment across the life span* (pp. 167–196). Washington, DC: American Psychological Association.

Vandell, D. L., Reisner, E. R., & Pierce, K. M. (2007). *Outcomes linked to high-quality after-school programs: Longitudinal findings from the Study of Promising After-School Programs*. Retrieved from www.gse.uci.edu/childcare/pdf/afterschool/PP%20Longitudinal%20Findings%20Final%20Report.pdf

Vandell, D. L., Reisner, E. R., Pierce, K. M., Brown, B. B., Lee, D., Bolt, D., & Pechman, E. M. (2006). *The study of promising after-school programs: Examination of longer term outcomes after two years of program experiences.* Madison, WI: University of Wisconsin. Retrieved from www.wcer.wisc.edu/childcare/statements.html

Vandell, D. L., & Shumow, L. (1999). After-school child care programs. *Future of Children, 9*(2), 64–80.

van den Akker, A. L. Deković, M., Prinzie, P., & Asscher, J. J. (2010). Toddlers' temperament profiles: Stability and relations to negative and positive parenting. *Journal of Abnormal Child Psychology, 38,* 485–495.

Van den Bergh, B. R. H., & De Rycke, L. (2003). Measuring the multidimensional self-concept and global self-worth of 6- to 8-year-olds. *Journal of Genetic Psychology, 164,* 201–225.

Van den Bergh, B. R. H., Van Calster, B., Smits, T., Van Huffel, S., & Lagae, L. (2008). Antenatal maternal anxiety is related to HPA-axis dysregulation and self-reported depressive symptoms in adolescence: A prospective study on the fetal origins of depressed mood. *Neuropsychopharmacology, 33,* 536–545.

van den Dries, L., Juffer, F., van IJzendoorn, M. H., & Bakermans-Kranenburg, M. J. (2009). Fostering security? A meta-analysis of attachment in adopted children. *Children and Youth Services Review, 31,* 410–421.

Vanderbilt-Adriance, E., & Shaw, D. S. (2008). Protective factors and the development of resilience in the context of neighborhood disadvantage. *Journal of Abnormal Child Psychology, 36,* 887–901.

van der Heide, A., Onwuteaka-Philipsen, B. D., Rurup, M. L., Buiting, H. M., van Delden, J. J. M., & Hanssen-de Wolf, J. E. (2007). End-of-life practices in the Netherlands under the Euthanasia Act. *New England Journal of Medicine, 356,* 1957–1965.

van der Wal, M. F., van Eijsden, M., & Bonsel, G. J. (2007). Stress and emotional problems during pregnancy and excessive infant crying. *Developmental and Behavioral Pediatrics, 28,* 431–437.

Van de Vijver, P. J. R., Hofer, J., & Chasiotis, A. (2010). Methodology. In M. H. Bornstein (Ed.), *Handbook of cultural developmental science* (pp. 21–37). New York: Psychology Press.

Vandewater, E. A., & Stewart, A. J. (1997). Women's career commitment patterns and personality development. In M. E. Lachman & J. B. James (Eds.), *Multiple paths of midlife development* (pp. 375–410). Chicago: University of Chicago Press.

Van Eyk, J., & Dunn, M. J. (Eds.). (2008). *Clinical proteomics.* Weinheim, Germany: Wiley-VCH.

Van Eyken, E., Van Camp, G., & Van Laer, L. (2007). The complexity of age-related hearing impairment: Contributing environmental and genetic factors. *Audiology and Neurotology, 12,* 345–358.

Van Hiel, A., & Vansteenkiste, M. (2009). Ambitions fulfilled? The effects of intrinsic and extrinsic goal attainment on older adults' ego integrity and death attitudes. *International Journal of Aging and Human Development, 68,* 27–51.

Van Hulle, C. A., Goldsmith, H. H., & Lemery, K. S. (2004). Genetic, environmental, and gender effects on individual differences in toddler expressive language. *Journal of Speech, Language, and Hearing Research, 47,* 904–912.

van IJzendoorn, M. H. (1995). Adult attachment representations, parental responsiveness, and infant attachment: A meta-analysis on the predictive validity of the Adult Attachment Interview. *Psychological Bulletin, 117,* 387–403.

van IJzendoorn, M. H., & Bakermans-Kranenburg, M. J. (2006). DRD4 7-repeat polymorphism moderates the association between maternal unresolved loss or trauma and infant disorganization. *Attachment and Human Development, 8,* 291–307.

van IJzendoorn, M. H., & Hubbard, F. O. A. (2000). Are infant crying and maternal responsiveness during the first year related to infant–mother attachment at 15 months? *Attachment and Human Development, 2,* 371–391.

van IJzendoorn, M. H., Juffer, F., & Poelhuis, C. W. K. (2005). Adoption and cognitive development: A meta-analytic comparison of adopted and nonadopted children's IQ and school performance. *Psychological Bulletin, 131,* 301–316.

van IJzendoorn, M. H., & Kroonenberg, P. M. (1988). Cross-cultural patterns of attachment: A meta-analysis of the Strange Situation. *Child Development, 59,* 147–156.

van IJzendoorn, M. H., & Sagi-Schwartz, A. (2008). Cross-cultural patterns of attachment: Universal and contextual dimensions. In J. Cassidy & P. R. Shaver (Eds.), *Handbook of attachment* (2nd ed., pp. 880–905). New York: Guilford.

van IJzendoorn, M. H., Schuengel, C., & Bakermans-Kranenburg, M. J. (1999). Disorganized attachment in early childhood: Meta-analysis of precursors, concomitants, and sequelae. *Development and Psychopathology, 11,* 225–249.

van IJzendoorn, M. H., Vereijken, C. M. J. L., Bakermans-Kranenburg, M. J., & Riksen-Walraven, J. M. (2004). Assessing attachment security with the Attachment Q Sort: Meta-analytic evidence for the validity of the Observer AQS. *Child Development, 75,* 1188–1213.

Vannoy, S. D., Tai-Seale, M., Duberstein, P., Eaton, L. J., & Cook, M. A. (2011). Now what should I do? Primary care physicians' responses to older adults expressing thoughts of suicide. *Journal of General Internal Medicine, 26,* 1005–1011.

van Solinge, H., & Henkens, K. (2008). Adjustment to and satisfaction with retirement: Two of a kind? *Psychology and Aging, 23,* 422–434.

van Tol, D., Rietjens, J., & van der Heide, A. (2010). Judgment of unbearable suffering and willingness to grant a euthanasia request by Dutch general practitioners. *Health Policy, 97,* 166–172.

Van Volkom, M. (2006). Sibling relationships in middle and older adulthood: A review of the literature. *Marriage and Family Review, 40,* 151–170.

Varendi, H., & Porter, R. H. (2001). Breast odour as the only maternal stimulus elicits crawling toward the odour source. *Acta Paediactrica, 90,* 372–375.

Varnhagen, C. (2007). Children and the Web. In J. Gackenbach (Ed.), *Psychology and the Internet* (2nd ed., pp, 37–54). Amsterdam: Elsevier.

Vartanian, L. R. (1997). Separation–individuation, social support, and adolescent egocentrism: An exploratory study. *Journal of Early Adolescence, 17,* 245–270.

Vartanian, L. R., & Powlishta, K. K. (1996). A longitudinal examination of the social-cognitive foundations of adolescent egocentrism. *Journal of Early Adolescence, 16,* 157–178.

Vaughn, B. E., Bost, K. K., & van IJzendoorn, M. H. (2008). Attachment and temperament. In J. Cassidy & P. R. Shaver (Eds.), *Handbook of attachment: Theory, research, and clinical applications* (2nd ed., pp. 192–216). New York: Guilford.

Vaughn, B. E., Colvin, T. N., Azria, M. R., Caya, L., & Krzysik, L. (2001). Dyadic analyses of friendship in a sample of preschool-age children attending Head Start: Correspondence between measures and implications for social competence. *Child Development, 72,* 862–878.

Vaughn, B. E., Kopp, C. B., & Krakow, J. B. (1984). The emergence and consolidation of self-control from eighteen to thirty months of age: Normative trends and individual differences. *Child Development, 55,* 990–1004.

Vazsonyi, A. T., Hibbert, J. R., & Snider, J. B. (2003). Exotic enterprise no more? Adolescent reports of family and parenting processes from youth in four countries. *Journal of Research on Adolescence, 13,* 129–160.

Veenstra, R., Lindenberg, S., Munniksma, A., & Dijkstra, J. K. (2010). The complex relation between bullying, victimization, acceptance, and rejection: Giving special attention to status, affection, and sex differences. *Child Development, 81,* 480–486.

Velderman, M. K., Bakermans-Kranenburg, M. J., Juffer, F., & van IJzendoorn, M. H. (2006). Effects of attachment-based interventions on maternal sensitivity and infant attachment: Differential susceptibility of highly reactive infants. *Journal of Family Psychology, 20,* 266–274.

Velkoff, V. (2000, January–March). Centenarians in the United States, 1990 and beyond. *Statistical Bulletin, U.S. Bureau of the Census.* Washington, DC: U.S. Government Printing Office.

Velleman, R. D. B., Templeton, L. J., & Copello, A. G. (2005). The role of the family in preventing and intervening with substance use and misuse: A comprehensive review of family interventions, with a focus on young people. *Drug and Alcohol Review, 24,* 93–109.

Venet, M., & Markovits, H. (2001). Understanding uncertainty with abstract conditional premises. *Merrill-Palmer Quarterly, 47,* 74–99.

Venezia, M., Messinger, D. S., Thorp, D., & Mundy, P. (2004). The development of anticipatory smiling. *Infancy, 6,* 397–406.

Veneziano, R. A. (2003). The importance of paternal warmth. *Cross-Cultural Research, 37,* 265–281.

Ventura, S. J., Curtin, S. C., & Abma, J. C. (2012). Estimated pregnancy rates and rates of pregnancy outcomes for the United States, 1990–2008. *National Vital Statistics Reports, 60*(7). Retrieved from www.cdc.gov/nchs/data/nvsr/nvsr60/nvsr60_07.pdf

Vereijken, B., & Adolph, K. E. (1999). Transitions in the development of locomotion. In G. J. P. Savelsbergh, H. L. J. van der Maas, & P. C. L. van Geert (Eds.), *Non-linear analyses of developmental processes* (pp. 137–149). Amsterdam: Elsevier.

Verhaeghen, P. (2012). Age-related differences in working-memory functioning and cognitive control. In M. Naveh-Benjamin & N. Ohta (Eds.), *Memory and aging: Current issues and future directions* (pp. 3–30). New York: Psychology Press.

Verhaeghen, P., & Cerella, J. (2008). Everything we know about aging and response times: A meta-analytic integration. In S. M. Hofer & D. F. Alwin (Eds.), *Handbook of cognitive aging: Interdisciplinary perspectives* (pp. 134–150). Thousand Oaks, CA: Sage.

Verhulst, F. C. (2008). International adoption and mental health: Long-term behavioral outcome. In M. E. Garralda & J.-P. Raynaud (Eds.), *Culture and conflict and adolescent mental health* (pp. 83–105). Lanham, MD: Jason Aronson.

Vernon-Feagans, L., Pancsofar, N., Willoughby, M., Odom, E., Quade, A., & Cox, M. (2008). Predictors of maternal language to infants during a picture book task in the home: Family SES, child characteristics and the parenting environment. *Journal of Applied Developmental Psychology, 29,* 213–226.

Veríssimo, M., & Salvaterra, F. (2006). Maternal secure-base scripts and children's attachment security in an adopted sample. *Attachment and Human Development, 8,* 261–273.

Vesco, K. K., Haney, E. M., Humphrey, L., Fu, R., & Nelson, H. D. (2007). Influence of menopause on mood: A systematic review of cohort studies. *Climacteric, 10,* 448–465.

Vidaeff, A. C., Carroll, M. A., & Ramin, S. M. (2005). Acute hypertensive emergencies in pregnancy. *Critical Care Medicine, 33,* S307–S312.

Vinden, P. G. (1996). Junín Quechua children's understanding of mind. *Child Development, 67,* 1707–1716.

Vinden, P. G. (2002). Understanding minds and evidence for belief: A study of Mofu children in Cameroon. *International Journal of Behavioral Development, 26,* 445–452.

Visher, E. B., Visher, J. S., & Pasley, K. (2003). Remarriage, families and stepparenting. In F. Walsh (Ed.), *Normal family processes* (pp. 153–175). New York: Guilford.

Vitali, P., Migliaccio, R., Agosta, F., Rosen, H. J., & Geschwind, M. D. (2008). Neuroimaging in dementia. *Seminars in Neurology, 28,* 467–483.

Vitrup, B., & Holden, G. W. (2010). Children's assessments of corporal punishment and other disciplinary practices: The role of age, race, SES, and exposure to spanking. *Journal of Applied Developmental Psychology, 31,* 211–220.

Vivanti, G., Nadig, A., Ozonoff, S., & Rogers, S. J. (2008). What do children with autism attend to during imitation tasks? *Journal of Experimental Psychology, 101,* 186–205.

Vogels, N., Diepvens, K., & Westerterp-Plantenga, M. S. (2005). Predictors of long-term weight maintenance. *Obesity Research, 13,* 2162–2168.

Volling, B. L. (2001). Early attachment relationships as predictors of preschool children's emotion regulation with a distressed sibling. *Early Education and Development, 12,* 185–207.

Volling, B. L., & Belsky, J. (1992). Contribution of mother–child and father–child relationships to the quality of sibling interaction: A longitudinal study. *Child Development, 63,* 1209–1222.

Volling, B. L., Mahoney, A., & Rauer, A. J. (2009). Sanctification of parenting, moral socialization, and young children's conscience development. *Psychology of Religion and Spirituality, 1,* 53–68.

Volling, B. L., McElwain, N. L., & Miller, A. L. (2002). Emotion regulation in context: The jealousy complex between young siblings and its relations with child and family characteristics. *Child Development, 73,* 581–600.

Volling, B. L., McElwain, N. L., Notaro, P. C., & Herrera, C. (2002). Parents' emotional availability and infant emotional competence: Predictors of parent–infant attachment and emerging self-regulation. *Journal of Family Psychology, 16,* 447–465.

Voluntary Euthanasia Society of New South Wales. (2008). *Australian timeline.* Retrieved from www.vesnsw.org.au/articles/facts-Aust_timeline.php

Vondra, J. I., Shaw, D. S., Searingen, L., Cohen, M., & Owens, E. B. (2001). Attachment stability and emotional and behavioral regulation from infancy

to preschool age. *Development and Psychopathology, 13,* 13–33.
von Hofsten, C. (2004). An action perspective on motor development. *Trends in Cognitive Sciences, 8,* 266–272.
von Hofsten, C., & Rosander, K. (1998). The establishment of gaze control in early infancy. In S. Simion & S. G. Butterworth (Eds.), *The development of sensory, motor and cognitive capacities in early infancy* (pp. 49–66). Hove, UK: Psychology Press.
Votruba-Drzal, E. (2003). Income changes and cognitive stimulation in young children's home learning environments. *Journal of Marriage and Family, 65,* 341–355.
Vouloumanos, A., & Werker, J. F. (2004). Tuned to the signal: The privileged status of speech for young infants. *Developmental Science, 7,* 270–276.
Voyer, D., Voyer, S., & Bryden, M. P. (1995). Magnitude of sex differences in spatial abilities: A meta-analysis and consideration of critical variables. *Psychological Bulletin, 117,* 250–270
Vuoksimaa, E., Kaprio, J., Kremen, W. S., Hokkanen, L., Viken, R. J., Tuulio-Henriksson, A., et al. (2010). Having a male co-twin masculinizes mental rotation performance in females. *Psychological Science, 21,* 1069–1071.
Vuoksimaa, E., Koskenvuo, M., Rose, R. J., & Kaprio, J. (2009). Origins of handedness: A nationwide study of 30,1671 adults. *Neuropsychologia, 47,* 1294–301.
Vygotsky, L. S. (1978). *Mind in society: The development of higher mental processes.* Cambridge, MA: Harvard University Press. (Original works published 1930, 1933, and 1935)
Vygotsky, L. S. (1987). Thinking and speech. In R. W. Rieber, & A. S. Carton (Eds.), & N. Minick (Trans.), *The collected works of L. S. Vygotsky: Vol. 1. Problems of general psychology* (pp. 37–285). New York: Plenum. (Original work published 1934)

W

Waber, D. P. (2010). *Rethinking learning disabilities.* New York: Guilford.
Wachs, T. D., & Bates, J. E. (2001). Temperament. In G. Bremner & A. Fogel (Eds.), *Blackwell handbook of infant development* (pp. 465–501). Oxford, UK: Blackwell.
Waddington, C. H. (1957). *The strategy of the genes.* London: Allen & Unwin.
Wadsworth, M. E., & Santiago, C. D. (2008). Risk and resiliency processes in ethnically diverse families in poverty. *Journal of Family Psychology, 22,* 399–410.
Wagenaar, K., van Wessenbruch, M. M., van Leeuwen, F. E., Cohen-Kettenis, P. T., Delemarre-van de Waal, H. A., Schats, R., et al. (2011). Self-reported behavioral and socioemotional functioning of 11- to 18-year-old adolescents conceived by in vitro fertilization. *Fertility and Sterility, 95,* 611–616.
Wagner, N., Hassanein, K., & Head, M. (2010). Computer use by older adults: A multidisciplinary review. *Computers in Human Behavior, 26,* 870–882.
Wai, J., Cacchio, M., Putallaz, M., & Makel, M. C. (2010). Sex differences in the right tail of cognitive abilities: A 30-year examination. *Intelligence, 38,* 412–423.
Wai, J., Lubinski, D., & Benbow, C. P. (2009). Spatial ability for STEM domains: Aligning over 50 years of cumulative psychological knowledge solidifies its importance. *Journal of Educational Psychology, 101,* 817–835.
Wainryb, C. (1997). The mismeasure of diversity: Reflections on the study of cross-cultural differences. In H. D. Saltzstein (Ed.), *New directions for child development* (No. 76, pp. 51–65). San Francisco: Jossey-Bass.
Waite, L., & Das, A. (2013). Families, social life, and well-being at older ages. *Demography, 47,* S87–S109.
Waite, L. J. (1999, July). *Debunking the marriage myth: It works for women, too.* Paper presented at the annual Smart Marriages Conference, Washington, DC.
Waite, L. J., Laumann, E. O., Das, A., & Schumm, L. P. (2009). Sexuality: Measures of partnerships, practices, attitudes, and problems in the National Social Life, Health, and Aging Study. *Journal of Gerontology, 64B,* i56–i66.
Wakeley, A., Rivera, S., & Langer, J. (2000). Can young infants add and subtract? *Child Development, 71,* 1477–1720.
Walberg, H. J. (1986). Synthesis of research on teaching. In M. C. Wittrock (Ed.), *Handbook of research on teaching* (3rd ed., pp. 214–229). New York: Macmillan.
Waldfogel, J. (2001). International policies toward parental leave and child care. *Future of Children 11,* 52–61.
Waldfogel, J., Craigie, T. A., & Brooks-Gunn, J. (2010). Fragile families and child well-being. *Future of Children, 20,* 87–112.
Waldman, I. D., Rowe, D. C., Abramowitz, A., Kozel, S. T., Mohr, J. H., & Sherman, S. L. (1998). Association and linkage of the dopamine transporter gene and attention-deficit hyperactivity disorder in children: Heterogeneity owing to diagnostic subtype and severity. *American Journal of Human Genetics, 63,* 1767–1776.
Waldrip, A. M. (2008). With a little help from your friends: The importance of high-quality friendships on early adolescent adjustment. *Social Development, 17,* 832–852.
Walenski, M., Tager-Flusberg, H., & Ullman, M. T. (2006). Language in autism. In S. O. Moldin & J. L. R. Rubenstein (Eds.), *Understanding autism: From basic neuroscience to treatment* (pp. 175–203). Boca Raton, FL: CRC Press.
Walker, L. J. (1995). Sexism in Kohlberg's moral psychology? In W. M. Kurtines & J. L. Gewirtz (Eds.), *Moral development: An introduction* (pp. 83–107). Boston: Allyn and Bacon.
Walker, L. J. (2004). Progress and prospects in the psychology of moral development. *Merrill-Palmer Quarterly, 50,* 546–557.
Walker, L. J. (2006). Gender and morality. In M. Killen & J. G. Smetana (Eds.), *Handbook of moral development* (pp. 93–118). Philadelphia: Erlbaum.
Walker, L. J., & Taylor, J. H. (1991a). Family interactions and the development of moral reasoning. *Child Development, 62,* 264–283.
Walker, L. J., & Taylor, J. H. (1991b). Stage transitions in moral reasoning: A longitudinal study of developmental processes. *Developmental Psychology, 27,* 330–337.
Walker-Andrews, A. (1997). Infants' perception of expressive behaviors: Differentiation of multimodal information. *Psychological Bulletin, 121,* 437–456.
Wall, M., & Côté, J. (2007). Developmental activities that lead to dropout and investment in sport. *Physical Education and Sport Pedagogy, 12,* 77–87.
Walsh, C. A., Ploeg, J., Lohfeld, L., Horne, J., MacMillan, H., & Lai, D. (2007). Violence across the lifespan: Interconnections among forms of abuse as described by marginalized Canadian elders and their caregivers. *British Journal of Social Work, 37,* 491–514.
Walsh, F., & McGoldrick, M. (2004). Loss and the family: A systemic perspective. In F. Walsh & M. McGoldrick (Eds.), *Living beyond loss: Death in the family* (2nd ed., pp. 3–26). New York: Norton.
Walsh, K. E., & Berman, J. R. (2004). Sexual dysfunction in the older woman: An overview of the current understanding and management. *Therapy in Practice, 21,* 655–675.
Walston, J., Hadley, E. C., Ferrucci, L., Guralnik, J. M., Newman, A. B., Studenski, S. A., Ershler, W. B., Harris, T., & Fried, L. P. (2006). Research agenda for frailty in older adults: Toward a better understanding of physiology and etiology: Summary from the American Geriatrics Society/National Institute on Aging Research Conference on Frailty in Older Adults. *Journal of the American Geriatrics Society, 54,* 991–1001.
Wang, H., & Amato, P. R. (2000). Predictors of divorce adjustment: Stressors, resources, and definitions. *Journal of Marriage and Family, 62,* 655–668.
Wang, H., & Wellman, B. (2010). Social connectivity in America: Changes in adult friendship network size from 2002 to 2007. *American Behavioral Scientist, 53,* 1148–1169.
Wang, J. (2005). Work stress as a risk factor for major depressive episode(s). *Psychological Medicine, 35,* 865–871.
Wang, M. (2007). Profiling retirees in the retirement transition and adjustment process: Examining the longitudinal change patterns of retirees' psychological well-being. *Journal of Applied Psychology, 92,* 455–474.
Wang, M. (2011). Retirement: An adult development perspective. In S. K. Whitbourne & M. J. Sliwinski (Eds.), *Wiley-Blackwell handbook of adulthood and aging* (pp. 416–429). Malden, MA: Wiley-Blackwell.
Wang, M., Adams, G. A., Beehr, T. A., & Shultz, K. S. (2009). Career issues at the end of one's career: Bridge employment and retirement. In S. G. Baugh & S. E. Sullivan (Eds.), *Maintaining focus, energy, and options over the life span* (pp. 135–162). Charlotte, NC: Information Age Publishing.
Wang, M., & Shultz, K. (2010). Employee retirement: A review and recommendations for future investigation. *Journal of Management, 36,* 172–206.
Wang, Q. (2006a). Earliest recollections of self and others in European American and Taiwanese young adults. *Psychological Science, 17,* 708–714.
Wang, Q. (2006b). Relations of maternal style and child self-concept to autobiographical memories in Chinese, Chinese immigrant, and European American 3-year-olds. *Child Development, 77,* 1794–1809.
Wang, Q. (2008). Emotion knowledge and autobiographical memory across the preschool years: A cross-cultural longitudinal investigation. *Cognition, 108,* 117–135.
Wang, Q., Pomerantz, E. M., & Chen, H. (2007). The role of parents' control in early adolescents' psychological functioning: A longitudinal investigation in the United States and China. *Child Development, 78,* 1592–1610.
Wang, Q., Shao, Y., & Li, Y. J. (2010). "My way or mom's way?" The bilingual and bicultural self in Hong Kong Chinese children and adolescents. *Child Development, 81,* 555–567.
Wang, S., Baillargeon, R., & Paterson, S. (2005). Detecting continuity violations in infancy: A new account and new evidence from covering and tube events. *Cognition, 95,* 129–173.
Wang, Z., & Deater-Deckard, K. (2013). Resilience in gene–environment transactions. In S. Goldstein & R. Brooks (Eds.), *Handbook of resilience in children* (2nd ed., pp. 57–72). New York: Springer Science + Business Media.
Ward, R. A., & Spitze, G. D. (2007). Nest-leaving and coresidence by young adult children: The role of family relations. *Research on Aging, 29,* 257–277.
Wark, G. R., & Krebs, D. L. (1996). Gender and dilemma differences in real-life moral judgment. *Developmental Psychology, 32,* 220–230.
Warner, L. A., Valdez, A., Vega, W. A., de la Rosa, M., Turner, R. J., & Canino, G. (2006). Hispanic drug abuse in an evolving cultural context: An agenda for research. *Drug and Alcohol Dependence, 84*(Suppl. 1), S8–S16.
Warner, L. M., Ziegelmann, J. P., Schüz, B., Wurm, S., Tesch-Römer, C., & Schwarzer, R. (2011). Maintaining autonomy despite multimorbidity: Self-efficacy and the two faces of social support. *European Journal of Ageing, 8,* 3–12.

Warnock, F., & Sandrin, D. (2004). Comprehensive description of newborn distress behavior in response to acute pain (newborn male circumcision). *Pain, 107,* 242–255.

Warr, P. (2001). Age and work behavior: Physical attributes, cognitive abilities, knowledge, personality traits, and motives. *International Review of Industrial and Organizational Psychology, 16,* 1–36.

Warren, A. R., & Tate, C. S. (1992). Egocentrism in children's telephone conversations. In R. M. Diaz & L. E. Berk (Eds.), *Private speech: From social interaction to self-regulation* (pp. 245–264). Hillsdale, NJ: Erlbaum.

Warshaw, C., Brashler, P., & Gil, J. (2009). Mental health consequences of intimate partner violence. In C. Mitchell & D. Anglin (Eds.), *Intimate partner violence: A health-based perspective* (pp. 147–171). New York: Oxford University Press.

Wass, H. (2004). A perspective on the current state of death education. *Death Studies, 28,* 289–308.

Wasserman, E. A., & Rovee-Collier, C. (2001). Pick the flowers and mind your As and 2s! Categorization by pigeons and infants. In M. E. Carroll & J. B. Overmier (Eds.), *Animal research and human health: Advancing human welfare through behavioral science* (pp. 263–279). Washington, DC: American Psychological Association.

Watamura, S. E., Donzella, B., Alwin, J., & Gunnar, M. R. (2003). Morning-to-afternoon increases in cortisol concentrations for infants and toddlers at child care: Age differences and behavioral correlates. *Child Development, 74,* 1006–1020.

Watamura, S. E., Phillips, D., Morrissey, T. W., McCartney, K., & Bub, K. (2011). Double jeopardy: Poorer social-emotional outcomes for children in the NICHD SECCYD experiencing home and childcare environments that confer risk. *Child Development, 82,* 48–65.

Waterman, A. S., & Whitbourne, S. K. (1982). Androgyny and psychosocial development among college students and adults. *Journal of Personality, 50,* 121–133.

Waters, E., & Cummings, E. M. (2000). A secure base from which to explore close relationships. *Child Development, 71,* 164–172.

Waters, E., Merrick, S., Treboux, D., Crowell, J., & Albersheim, L. (2000). Attachment security in infancy and early adulthood: A twenty-year longitudinal study. *Child Development, 71,* 684–689.

Waters, E., Vaughn, B. E., Posada, G., & Kondo-Ikemura, K. (Eds.). (1995). Caregiving, cultural, and cognitive perspectives on secure-base behavior and working models: New growing points of attachment theory and research. *Monographs of the Society for Research in Child Development, 60*(2–3, Serial No. 244).

Watson, J. B., & Raynor, R. (1920). Conditioned emotional reactions. *Journal of Experimental Psychology, 3,* 1–14.

Watson, M. (1990). Aspects of self development as reflected in children's role playing. In D. Cicchetti & M. Beeghly (Eds.), *The self in transition: Infancy to childhood* (pp. 281–307). Chicago: University of Chicago Press.

Wax, J. R., Pinette, M. G., & Cartin, A. (2010). Home versus hospital birth—process and outcome. *Obstetric and Gynecological Survey, 65,* 132–140.

Waxman, S. R. (2003). Links between object categorization and naming: Origins and emergence in human infants. In D. H. Rakison & L. M. Oakes (Eds.), *Early category and concept development: Making sense of the blooming, buzzing confusion* (pp. 193–209). New York: Oxford University Press.

Waxman, S. R., & Senghas, A. (1992). Relations among word meanings in early lexical development. *Developmental Psychology, 28,* 862–873.

Webb, N. B. (2002). September 11, 2001. In N. B. Webb (Ed.), *Helping bereaved children: A handbook for practitioners* (pp. 365–384). New York: Guilford.

Webb, N. M., Franke, M. L., Ing, M., Chan, A., De, T., Freund, D., & Battey, D. (2008). The role of teacher instructional practices in student collaboration. *Contemporary Educational Psychology, 35,* 360–381.

Webb, S. J., Monk, C. S., & Nelson, C. A. (2001). Mechanisms of postnatal neurobiological development: Implications for human development. *Developmental Neuropsychology, 19,* 147–171.

Weber, C., Hahne, A., Friedrich, M., & Friederici, A. (2004). Discrimination of word stress in early infant perception: Electrophysiological evidence. *Cognitive Brain Research, 18,* 149–161.

Webster, J. D. (2002). Reminiscence function in adulthood: Age, ethnic, and family dynamics correlates. In J. D. Webster & B. K. Haight (Eds.), *Critical advances in reminiscence work* (pp. 140–142). New York: Springer.

Webster-Stratton, C., & Herman, K. C. (2010). Disseminating Incredible Years series early-intervention programs: Integrating and sustaining services between school and home. *Psychology in the Schools, 47,* 36–54.

Webster-Stratton, C., & Reid, M. J. (2010a). The Incredible Years Parents, Teachers, and Children Training Series: A multifaceted treatment approach for young children with conduct disorders. In J. R. Weisz & A. E. Kazdin (Eds.), *Evidence-based psychotherapies for children and adolescents* (2nd ed., pp. 194–210). New York: Guilford.

Webster-Stratton, C., & Reid, M. J. (2010b). The Incredible Years program for children from infancy to pre-adolescence: Prevention and treatment of behavior problems. In R. C. Murrihy, A. D. Kidman, & T. H. Ollendick (Eds.), *Clinical handbook of assessing and treating conduct problems in youth* (pp. 117–138). New York: Springer Science + Business Media.

Webster-Stratton, C., Rinaldi, J., & Reid, J. M. (2011). Long-term outcomes of Incredible Years parenting program: Predictors of adolescent adjustment. *Child and Adolescent Mental Health, 16,* 38–46.

Wechsler, D. (2002). *WPPSI-III: Wechsler Preschool and Primary Scale of Intelligence* (3rd ed.). San Antonio, TX: Psychological Corporation.

Wechsler, D. (2003). *WISC-IV: Wechsler Intelligence Scale for Children* (4th ed.). San Antonio, TX: Psychological Corporation.

Weems, C. F., & Costa, N. M. (2005). Developmental differences in the expression of childhood anxiety symptoms and fears. *Journal of the American Academy of Child and Adolescent Psychiatry, 44,* 656–663.

Weeraratna, A. T., Kalehua, A., Deleon, I., Bertak, D., Maher, G., & Wade, M. S. (2007). Alterations in immunological and neurological gene expression patterns in Alzheimer's disease tissues. *Experimental Cell Research, 313,* 450–461.

Wegesin, D. J., Jacobs, D. M., Zubin, N. R., & Ventura, P. R. (2000). Source memory and encoding strategy in normal aging. *Journal of Clinical and Experimental Neuropsychology, 22,* 455–464.

Wehren, A., De Lisi, R., & Arnold, M. (1981). The development of noun definition. *Journal of Child Language, 8,* 165–175.

Weikum, W. M., Vouloumanos, A., Navarra, J., Soto-Faraco, S., Sebastián-Gallés, N., & Werker, J. F. (2007). Visual language discrimination in infancy. *Science, 316,* 1159.

Weinberg, M. K., & Tronick, E. Z. (1994). Beyond the face: An empirical study of infant affective configurations of facial, vocal, gestural, and regulatory behaviors. *Child Development, 65,* 1503–1515.

Weinberger, M. I., & Whitbourne, S. K. (2010). Depressive symptoms, self-reported physical functioning, and identity in community-dwelling older adults. *Aging International, 35,* 276–285.

Weindruch, R., Keenan, K. P., Carney, J. M., Fernandes, G., Feuers, R. J., & Floyd, R. A. (2001). Caloric restriction mimetics: Metabolic interventions. *Journal of Gerontology, 56A,* 20–33.

Weiner, J., & Tardif, C. (2004). Social and emotional functioning of children with learning disabilities: Does special education placement make a difference? *Learning Disabilities Research and Practice, 19,* 20–32.

Weinfield, N. S., Sroufe, L. A., & Egeland, B. (2000). Attachment from infancy to early adulthood in a high-risk sample: Continuity, discontinuity, and their correlates. *Child Development, 71,* 695–702.

Weinfield, N. S., Whaley, G. J. L., & Egeland, B. (2004). Continuity, discontinuity, and coherence in attachment from infancy to late adolescence: Sequelae of organization and disorganization. *Attachment and Human Development, 6,* 73–97.

Weinstein, R. S. (2002). *Reaching higher: The power of expectations in schooling.* Cambridge, MA: Harvard University Press.

Weinstein, S. M., Mermelstein, R. J., Hedeker, D., Hankin, B. L., & Flay, B. R. (2006). The time-varying influences of peer and family support on adolescent daily positive and negative affect. *Journal of Clinical Child and Adolescent Psychology, 35,* 420–430.

Weinstock, M. (2008). The long-term behavioural consequences of prenatal stress. *Neuroscience and Biobehavioral Reviews, 32,* 1073–1086.

Weisfield, G. E. (1997). Puberty rites as clues to the nature of human adolescence. *Cross-Cultural Research, 31,* 27–54.

Weisgram, E. S., Bigler, R. S., & Liben, L. S. (2010). Gender, values, and occupational interests among children, adolescents, and adults. *Child Development, 81,* 778–796.

Weiss, A., Costa, P. T., Jr., Karuza, J., Duberstein, P. R., Friedman, B., & McCrae, R. M. (2005). Crosssectional age differences in personality among Medicare patients aged 65 to 100. *Psychology and Aging, 20,* 182–185.

Weiss, K. M. (2005). Cryptic causation of human disease: Reading between the germ lines. *Trends in Genetics, 21,* 82–88.

Weissberg, R. W. (2006). Modes of expertise in creative thinking: Evidence from case studies. In K. A. Ericsson, N. Charness, P. J. Feltovich, & R. R. Hoffman (Eds.), *The Cambridge handbook of expertise and expert performance* (pp. 761–787). New York: Cambridge University Press.

Weisz, A. N., & Black, B. M. (2002). Gender and moral reasoning: African American youths respond to dating dilemmas. *Journal of Human Behavior in the Social Environment, 6,* 17–34.

Weizman, Z. O., & Snow, C. E. (2001). Lexical output as related to children's vocabulary acquisition: Effects of sophisticated exposure and support for meaning. *Developmental Psychology, 37,* 265–279.

Wekerle, C., & Avgoustis, E. (2003). Child maltreatment, adolescent dating, and adolescent dating violence. In P. Florsheim (Ed.), *Adolescent romantic relations and sexual behavior: Theory, research, and practical implications* (pp. 213–242). Mahwah, NJ: Erlbaum.

Wekerle, C., Wall, A.-M., Leung, E., & Trocmé, N. (2007). Cumulative stress and substantiated maltreatment: The importance of caregiver vulnerability and adult partner violence. *Child Abuse and Neglect, 31,* 427–443.

Wekerle, C., & Wolfe, D. A. (2003). Child maltreatment. In E. J. Mash & R. A. Barkley (Eds.), *Child psychopathology* (2nd ed., pp. 632–684). New York: Guilford.

Wellman, H. M. (2002). Understanding the psychological world: Developing a theory of mind. In U. Goswami (Ed.), *Blackwell handbook of child*

cognitive development (pp. 167–187). Malden, MA: Blackwell.
Wellman, H. M. (2011). Developing a theory of mind. In U. Goswami (Ed.), *Wiley-Blackwell handbook of childhood cognitive development* (2nd ed., pp. 258–284). Malden, MA: Wiley-Blackwell.
Wellman, H. M., & Hickling, A. K. (1994). The mind's "I": Children's conception of the mind as an active agent. *Child Development, 65,* 1564–1580.
Wellman, H. M., Lopez-Duran, S., LaBounty, J., & Hamilton, B. (2008). Infant attention to intentional action predicts preschool theory of mind. *Developmental Psychology, 44,* 618–623.
Welsh, M. C. (2002). Developmental and clinical variations in executive functions. In U. Kirk & D. Molfese (Eds.), *Developmental variations in language and learning* (pp. 139–185). Mahwah, NJ: Erlbaum.
Welsh, M. C., Friedman, S. L., & Spieker, S. J. (2008). Executive functions in developing children: Current conceptualizations and questions for the future. In K. McCartney & D. Phillips (Eds.), *Blackwell handbook of early childhood development* (pp. 167–187). Malden, MA: Blackwell Publishing.
Welsh, M. C., Pennington, D. F., & Groisser, D. B. (1991). A normative-developmental study of executive function: A window on prefrontal function in children. *Developmental Neuropsychology, 7,* 131–149.
Wenger, G. C. (2009). Childlessness at the end of life: Evidence from rural Wales. *Ageing and Society, 29,* 1243–1259.
Wenger, G. C., & Burholdt, V. (2001). Differences over time in older people's relationships with children, grandchildren, nieces and nephews in rural North Wales. *Ageing and Society, 21,* 567–590.
Wentworth, N., Benson, J. B., & Haith, M. M. (2000). The development of infants' reaches for stationary and moving targets. *Child Development, 71,* 576–601.
Wentzel, K. R., Barry, C. M., & Caldwell, K. A. (2004). Friendships in middle school: Influences on motivation and school adjustment. *Journal of Educational Psychology, 96,* 195–203.
Werner, E. E. (1989, April). Children of the garden island. *Scientific American, 260*(4), 106–111.
Werner, E. E. (1991). Grandparent–grandchild relationships amongst U.S. ethnic groups. In P. K. Smith (Ed.), *The psychology of grandparenthood: An international perspective* (pp. 68–82). London: Routledge.
Werner, E. E. (2001). *Journeys from childhood to midlife: Risk, resilience, and recovery.* Ithaca, NY: Cornell University Press.
Werner, E. E. (2013). What can we learn about resilience from large-scale longitudinal studies? In S. Goldstein & R. Brooks (Eds.), *Handbook of resilience in children* (2nd ed., pp. 87–102). New York: Springer Science + Business Media.
Werner, E. E., & Smith, R. S. (1982). *Vulnerable but invincible.* New York: McGraw-Hill.
Werner, E. E., & Smith, R. S. (1992). *Overcoming the odds: High-risk children from birth to adulthood.* Ithaca, NY: Cornell University Press.
Werner, N. E., & Crick, N. R. (2004). Maladaptive peer relationships and the development of relational and physical aggression during middle childhood. *Social Development, 13,* 495–514.
Wesson, D. E., Stephens, D., Lam, K., Parsons, D., Spence, L, & Parkin, P. C. (2008). Trends in pediatric and adult bicycling deaths before and after passage of a bicycle helmet law. *Pediatrics, 122,* 605–610.
West, R. L., Bagwell, D. K., & Dark-Freudeman, A. (2008). Memory and goal-setting: The response of older and younger adults to positive and objective feedback. *Psychology and Aging, 20,* 195–201.
Westerhof, G. J. (2008). Age identity. In D. Carr (Ed.), *Encyclopedia of the life course and human development* (pp. 10–14). Farmington Hills, MI: Macmillan.
Westerhof, G. J., & Barrett, A. E. (2005). Age identity and subjective well-being: A comparison of the United States and Germany. *Journal of Gerontology, 60S,* 129–136.
Westerhof, G. J., Bohlmeijer, E., & Webster, J. D. (2010). Reminiscence and mental health: A review of recent progress in theory, research and interventions. *Ageing and Society, 30,* 697–721.
Westerhof, G. J., Whitbourne, S. K., & Freeman, G. P. (2012). The aging self in a cultural context: The relation of conceptions of aging to identity processes and self-esteem in the United States and the Netherlands. *Journal of Gerontology, 67B,* 52–60.
Westermann, G., Mareschal, D., Johnson, M. H., Sirois, S., Spratling, M. W., & Thomas, M. S. C. (2007). Neuroconstructivism. *Developmental Science, 10,* 75–83.
Westermann, G., Sirois, S., Shultz, T. R., & Mareschal, D. (2006). Modeling developmental cognitive neuroscience. *Trends in Cognitive Sciences, 10,* 227–232.
Westermeyer, J. F. (2004). Predictors and characteristics of Erikson's life cycle model among men: A 32-year longitudinal study. *International Journal of Aging and Human Development, 58,* 29–48.
Wethington, E. (2000). Expecting stress: Americans and the "midlife crisis." *Motivation and Emotion, 24,* 85–103.
Wethington, E., Kessler, R. C., & Pixley, J. E. (2004). Turning points in adulthood. In O. G. Brim, C. D. Ryff, & R. C. Kessler (Eds.), *How healthy are we? A national study of well-being at midlife* (pp. 586–613). Chicago: University of Chicago Press.
Wetle, T., Shield, R., Teno, J., Miller, S. C., & Welch, L. (2005). Family perspectives on end-of-life care experiences in nursing homes. *Gerontologist, 45,* 642–650.
Wetmore, C. M., & Mokdad, A. H. (2012). In denial: Misperceptions of weight change among adults in the United States. *Preventive Medicine, 55,* 93–100.
Weyermann, M., Rothenbacher, D., & Brenner, H. (2006). Duration of breast-feeding and risk of overweight in childhood: A prospective birth cohort study from Germany. *International Journal of Obesity, 30,* 1281–1287.
Wheeler, I. (2001). Parental bereavement: The crisis of meaning. *Death Studies, 25,* 51–66.
Wheeler, W. (2002). Youth leadership for development: Civic activism as a component of youth development programming and a strategy for strengthening civil society. In R. M. Lerner, F. Jacobs, & D. Wertlieb (Eds.), *Handbook of applied developmental science* (Vol. 2, pp. 491–506). Thousand Oaks, CA: Sage.
Whincup, P. H., Kaye, S. G., Owen, C. G., Huxley, R., Cook, D. G., Anazawa, S., et al. (2008). Birth weight and risk of type 2 diabetes: A systematic review. *Journal of the American Medical Association, 24,* 2886–2897.
Whipple, E. E. (2006). Child abuse and neglect: Consequences of physical, sexual, and emotional abuse of children. In H. E. Fitzgerald, B. M. Lester, & B. Zuckerman (Eds.), *The crisis in youth mental health: Critical issues and effective programs: Vol. 1. Childhood disorders* (pp. 205–229). Westport, CT: Praeger.
Whipple, N., Bernier, A., & Mageau, G. A. (2011). Broadening the study of infant security of attachment: Maternal autonomy-support in the context of infant exploration. *Social Development, 20,* 17–32.
Whisman, M. A., Uebelacker, L. A., Tolejko, N., Chatav, Y., & McKelvie, M. (2006). Marital discord and well-being in older adults: Is the association confounded by personality? *Psychology and Aging, 21,* 626–631.
Whitaker, D. J., Baker, C. K., & Arias, I. (2007). Interventions to prevent intimate partner violence. In L. S. Doll, S. E., Bonzo, D. A. Sleet, & J. A. Mercy (Eds.), *Handbook of injury and violence prevention* (pp. 203–221). New York: Springer Science + Business Media.
Whitbourne, S. K. (1996). *The aging individual: Physical and psychological perspectives.* New York: Springer.
Whitbourne, S. K. (2002). *The aging individual: Physical and psychological perspectives.* New York: Springer.
Whitbourne, S. K., & Meeks, S. (2011). Psychopathology, bereavement, and aging. In K. W. Schaie & S. L. Willis (Eds.), *Handbook of the psychology of aging* (7th ed., pp. 311–323). San Diego, CA: Elsevier.
Whitbourne, S. K., & Willis, S. L. (2006). Preface. In S. K. Whitbourne & S. L. Willis (Eds.), *The baby boomers grow up* (pp. vii–ix). Mahwah, NJ: Erlbaum.
Whitbourne, S. K., Zuschlag, M. K., Elliot, L. B., & Waterman, A. S. (1992). Psychosocial development in adulthood: A 22-year sequential study. *Journal of Personality and Social Psychology, 63,* 260–271.
White, H. R., McMorris, B. J., Catalano, R. F., Fleming, C. B., Haggerty, K. P., & Abbott, R. D. (2006). Increases in alcohol and marijuana use during the transition out of high school into emerging adulthood: The effects of leaving home, going to college, and high school protective factors. *Journal of Studies on Alcohol, 67,* 810–822.
White, L. (2001). Sibling relationships over the life course: A panel analysis. *Journal of Marriage and Family, 63,* 555–568.
White, Y. A., Woods, D. C., Takai, Y., Ishihara, O., Seki, H., & Tilly, J. L. (2012). Oocyte formation by mitotically active germ cells purified from ovaries of reproductive-age women. *Nature Medicine, 18,* 413–421.
Whiteman, S. D., & Loken, E. (2006). Comparing analytic techniques to classify dyadic relationships: An example using siblings. *Journal of Marriage and Family, 68,* 1370–1382.
Whiteman, S. D., McHale, S. M., & Crouter, A. C. (2010). Family relationships from adolescence to early adulthood: Changes in the family system following firstborns' leaving home. *Journal of Research on Adolescence, 21,* 461–474.
Whitesell, N. R., Mitchell, C. M., Spicer, P., and the Voices of Indian Teens Project Team. (2009). A longitudinal study of self-esteem, cultural identity, and academic success among American Indian adolescents. *Cultural Diversity and Ethnic Minority Psychology, 15,* 38–50.
Whiteside, M. F. (2006). Remarried systems. In L. Combrinck-Graham (Ed.), *Children in family contexts: Perspectives on treatment (*pp. 163–189). New York: Guilford.
Whiteside-Mansell, L., Bradley, R. H., Owen, M. T., Randolph, S. M., & Cauce, A. M. (2003). Parenting and children's behavior at 36 months: Equivalence between African-American and European-American mother–child dyads. *Parenting: Science and Practice, 3,* 197–234.
Whitfield, K. E., Thorpe, R., & Szanton, S. (2011). Health disparities, social class, and aging. In K. Warner Schaie & S. L. Willis (Eds.), *Handbook of the psychology of aging* (7th ed., pp. 207–218). San Diego, CA: Academic Press.
Whiting, B., & Edwards, C. P. (1988). A cross-cultural analysis of sex differences in the behavior of children aged 3 through 11. In G. Handel (Ed.), *Childhood socialization* (pp. 281–297). New York: Aldine de Gruyter.
Whitlock, J. L., Powers, J. L., & Eckenrode, J. (2006). The virtual cutting edge: The Internet and adolescent self-injury. *Developmental Psychology, 42,* 407–417.
Whitmer, R. A., Gustafson, D. R., Barrett-Connor, E., Haan, M. N., Gunderson, E. P., & Yaffe, K. (2008). Central obesity and increased risk of dementia more than three decades later. *Neurology, 71,* 1057–1064.

Wichmann, C., Coplan, R. J., & Daniels, T. (2004). The social cognitions of socially withdrawn children. *Social Development, 13,* 377–392.

Wichstrøm, L. (2006). Sexual orientation as a risk factor for bulimic symptoms. *International Journal of Eating Disorders, 39,* 448–453.

Wickens, A. P. (2001). Aging and the free radical theory. *Respiration Physiology, 128,* 379–391.

Wigfield, A., Battle, A., Keller, L. B., & Eccles, J. S. (2002). Sex differences in motivation, self-concept, career aspiration, and career choice: Implications for cognitive development. In A. McGillicudy-De Lisi & R. De Lisi (Eds.), *Biology, society, and behavior: The development of sex differences in cognition* (pp. 93–124). Westport, CT: Ablex.

Wigfield, A., & Eccles, J. S. (1994). Children's competence beliefs, achievement values, and general self-esteem change across elementary and middle school. *Journal of Early Adolescence, 14,* 107–138.

Wigfield, A., Eccles, J. S., Schiefele, U., Roeser, R. W., & Davis-Kean, P. (2006). Development of achievement motivation. In N. Eisenberg (Ed.), *Handbook of child psychology: Vol. 3. Social, emotional, and personality development* (6th ed., pp. 933–1002). Hoboken, NJ: Wiley.

Wigfield, A., Eccles, J. S., Yoon, K. S., Harold, R. D., Arbreton, A. J., Freedman-Doan, C., & Blumenfeld, P. C. (1997). Changes in children's competence beliefs and subjective task values across the elementary school years: A three-year study. *Journal of Educational Psychology, 89,* 451–469.

Wikby, A., Maxson, P., Olsson, J., Johansson, B., & Ferguson, F. G. (1998). Changes in CD8 and CD4 lymphocyte subsets, T cell proliferation responses and non-survival in the very old: The Swedish longitudinal OCTO-immune study. *Mechanisms of Ageing and Development, 102,* 187–198.

Wilbur, J., Chandler, P. J., Dancy, B., & Lee, H. (2003). Correlates of physical activity in urban Midwestern African-American women. *American Journal of Preventive Medicine, 25,* 45–52.

Wilbur, J., Vassalo, A., Chandler, P., McDevitt, J., & Miller, A. M. (2005). Midlife women's adherence to home-based walking during maintenance. *Nursing Research, 54,* 33–40.

Wilcox, A. J., Weinberg, C. R., & Baird, D. D. (1995). Timing of sexual intercourse in relation to ovulation: Effects on the probability of conception, survival of the pregnancy, and sex of the baby. *New England Journal of Medicine, 333,* 1517–1519.

Wilkie, S. S., Guenette, J. A., Dominelli, P. B., & Sheel, A. W. (2012). Effects of an aging pulmonary system on expiratory flow limitation and dyspnoea during exercise in healthy women. *European Journal of Applied Physiology, 112,* 2195–2204.

Wilkinson, K., Ross, E., & Diamond, A. (2003). Fast mapping of multiple words: Insights into when "the information provided" does and does not equal "the information perceived." *Applied Developmental Psychology, 24,* 739–762.

Wilkinson, R. B. (2004). The role of parental and peer attachment in the psychological health and self-esteem of adolescents. *Journal of Youth and Adolescence, 33,* 479–493.

Wilkinson, R. G., & Pickett, K. E. (2006). Income inequality and population health: A review and explanation of the evidence. *Social Science and Medicine, 62,* 1768–1784.

Willatts, P. (1999). Development of means–end behavior in young infants: Pulling a support to retrieve a distant object. *Developmental Psychology, 35,* 651–667.

Williams, J. E., Nieto, F. J., Sanford, C. P., Couper, D. J., & Tyroler, H. A. (2002). The association between trait anger and incident stroke risk: The Atherosclerosis Risk in Communities (ARIC) Study. *Stroke, 33,* 13–20.

Williams, J. M., & Currie, C. (2000). Self-esteem and physical development in early adolescence: Pubertal timing and body image. *Journal of Early Adolescence, 20,* 129–149.

Williams, K., & Dunne-Bryant, A. (2006). Divorce and adult psychological well-being: Clarifying the role of gender and age. *Journal of Marriage and Family, 68,* 1178–1196.

Williams, K. N., & Warren, C. A. B. (2008). Assisted living and the aging trajectory. *Journal of Women and Aging, 20,* 309–327.

Williams, N., & Torrez, D. J. (1998). Grandparenthood among Hispanics. In M. E. Szinovacz (Ed.), *Handbook on grandparenthood* (pp. 87–96). Westport, CT: Greenwood Press.

Williams, P. E., Weis, L. G., & Rolfhus, E. (2003). *WISC-IV: Theoretical model and test blueprint.* San Antonio, TX: Psychological Corporation.

Williams, R., McNeilly, A., & Sutherland, C. (2012). Insulin resistance in the brain: An old-age or new-age problem? *Biochemical Pharmacology, 84,* 737–745.

Williams, S., & Dale, J. (2006). The effectiveness of treatment for depression/depressive symptoms in adults with cancer: A systematic review. *British Journal of Cancer, 94,* 372–390.

Williams, T. S., Connolly, J., Pepler, D., Craig, W., & Loporte, L. (2008). Risk models of dating aggression across different adolescent relationships: A developmental psychopathology approach. *Journal of Consulting and Clinical Psychology, 76,* 622–632.

Williamson, J., Softas-Nall, B., & Miller, J. (2003). Grandmothers raising grandchildren: An exploration of their experiences and emotions. *Counseling and Therapy for Couples with Families, 11,* 23–32.

Willinger, M., Ko, C.-W., Hoffman, H. J., Kessler, R. C., & Corwin, M. J. (2003). Trends in infant bed sharing in the United States. *Archives of Pediatrics and Adolescent Medicine, 157,* 43–49.

Willis, S. L., & Schaie, K. W. (1999). Intellectual functioning in midlife. In S. L. Willis & J. D. Reid (Eds.), *Life in the middle* (pp. 105–146). San Diego: Academic Press.

Willoughby, J., Kupersmidt, J. B., & Bryant, D. (2001). Overt and covert dimensions of antisocial behavior. *Journal of Abnormal Child Psychology, 29,* 177–187.

Willson, A. E., Shuey, K. M., Elder, G. H., Jr., & Wickrama, K. A. S. (2006). Ambivalence in mother–adult child relations: A dyadic analysis. *Social Psychology Quarterly, 69,* 235–252.

Wilson, D. J., Mitchell, J. M., Kemp, B. J., Adkins, R. H., & Mann, W. (2009). Effects of assistive technology on functional decline in people aging with a disability. *Assistive Technology, 21,* 208–217.

Wilson, E. K., Dalberth, B. T., Koo, H. P., & Gard, J. C. (2010). Parents' perspectives on talking to preteenage children about sex. *Perspectives on Sexual and Reproductive Health, 42,* 56–63.

Wilson, R. S., Beckett, L. A., Evans, D. A., & Bennett, D. A. (2003). Terminal decline in cognitive function. *Neurology, 60,* 1782–1787.

Windsor, T. D., Anstey, K. J., & Rodgers, B. (2008). Volunteering and psychological well-being among young–old adults: How much is too much? *Gerontologist, 48,* 59–70.

Wink, P. (2006). Who is afraid of death? Religiousness, spirituality, and death anxiety in late adulthood. *Journal of Religion, Spirituality and Aging, 18,* 93–110.

Wink, P. (2007). Everyday life in the Third Age. In J. B. James & P. Wink (Eds.), *Annual review of gerontology and geriatrics* (Vol. 26, pp. 243–261). New York: Springer.

Wink, P., & Dillon, M. (2002). Spiritual development across the adult life course: Findings from a longitudinal study. *Journal of Adult Development, 9,* 79–94.

Wink, P., & Dillon, M. (2008). Religiousness, spirituality, and psychosocial functioning in late adulthood: Findings from a longitudinal study. *Psychology of Religion and Spirituality 5,* 102–115.

Wink, P., & Helson, R. (1993). Personality change in women and their partners. *Journal of Personality and Social Psychology, 65,* 597–605.

Wink, P., & Schiff, B. (2002). To review or not to review? The role of personality and life events in life review and adaptation to older age. In J. D. Webster & B. K. Haight (Eds.), *Critical advances in reminiscence work* (pp. 44–75). New York: Springer.

Wink, P., & Scott, J. (2005). Does religiousness buffer against the fear of death and dying in late adulthood? Findings from a longitudinal study. *Journal of Gerontology, 60B,* P207–P214.

Winkler, I., Háden, G. P., Ladinig, O., Sziller, I., & Honing, H. (2009). Newborn infants detect the beat in music. *Proceedings of the National Academy of Sciences, 106,* 2468–2471.

Winner, E. (1986, August). Where pelicans kiss seals. *Psychology Today, 20*(8), 25–35.

Winner, E. (1988). *The point of words: Children's understanding of metaphor and irony.* Cambridge, MA: Harvard University Press.

Winner, E. (2000). The origins and ends of giftedness. *American Psychologist, 55,* 159–169.

Winner, E. (2003). Creativity and talent. In M. H. Bornstein, L. Davidson, C. L. M. Keyes, K. A. Moore, & the Center for Child Well-Being (Eds.), *Well-being: Positive development across the life course* (pp. 371–380). Mahwah, NJ: Erlbaum.

Winsler, A. (2009). Still talking to ourselves after all these years: A review of current research on private speech. In A. Winsler, C. Fernyhough, & I. Montero (Eds.), *Private speech executive functioning, and the development of self-regulation.* New York: Cambridge University Press.

Winsler, A., Fernyhough, C., & Montero, I. (Eds.). (2009). *Private speech, executive functioning, and the development of verbal self-regulation.* New York: Cambridge University Press.

Winsler, A., Naglieri, J., & Manfra, L. (2006). Children's search strategies and accompanying verbal and motor strategic behavior: Developmental trends and relations with task performance among children age 5 to 17. *Cognitive Development, 21,* 232–248.

Winslow, R. D., Mehta, D., & Fuster, V. (2005). Sudden cardiac death: Mechanisms, therapies and challenges. *Cardiovascular Medicine, 2,* 352–360.

Winter, D. G., Torges, C. M., Stewart, A. J., Henderson-King, D., & Henderson-King, E. (2007). Pathways toward the Third Age: Studying a cohort from the "golden age." In J. B. James & P. Wink (Eds.), *The crown of life: Dynamics of the early postretirement period* (pp. 103–130). New York: Springer.

Wiseman, F. K., Alford, K. A., Tybulewicz, V. L. J., & Fisher, E. M. C. (2009). Down syndrome—recent progress and future prospects. *Human Molecular Genetics, 8,* R75–R83.

Wissink, I. B., Deković, M., & Meijer, A. M. (2006). Parenting behavior, quality of the parent–adolescent relationship, and adolescent functioning in four ethnic groups. *Journal of Early Adolescence, 26,* 133–159.

Witherington, D. C. (2005). The development of prospective grasping control between 5 and 7 months: A longitudinal study. *Infancy, 7,* 143–161.

Wolak, J., Finkelhor, D., Mitchell, K. J., & Ybarra, M. L. (2008). Online "predators" and their victims: Myths, realities, and implications for prevention and treatment. *American Psychologist, 63,* 111–128.

Wolak, J., Mitchell, K. J., & Finkelhor, D. (2003). Escaping or connecting? Characteristics of youth who form close online relationships. *Journal of Adolescence, 26,* 105–119.

Wolak, J., Mitchell, K., & Finkelhor, D. (2007). Unwanted and wanted exposure to online

pornography in a national sample of youth Internet users. *Pediatrics, 119,* 247–257.
Wolchik, S. A., Wilcox, K. L., Tein, J.-Y. & Sandler, I. N. (2000). Maternal acceptance and consistency of discipline as buffers of divorce stressors on children's psychological adjustment problems. *Journal of Abnormal Child Psychology, 28,* 87–102.
Wolfe, D. A. (2005). *Child abuse* (2nd ed.). Thousand Oaks, CA: Sage.
Wolfe, V. V. (2006). Child sexual abuse. In E. J. Mash & R. A. Barkley (Eds.), *Treatment of childhood disorders* (3rd ed., pp. 647–727). New York: Guilford.
Wolff, P. H. (1966). The causes, controls and organization of behavior in the neonate. *Psychological Issues, 5*(1, Serial No. 17).
Wolff, P. H., & Fesseha, G. (1999). The orphans of Eritrea: A five-year follow-up study. *Journal of Child Psychology and Psychiatry and Allied Disciplines, 40,* 1231–1237.
Wolfinger, N. H. (2000). Beyond the intergenerational transmission of divorce: Do people replicate the patterns of marital instability they grew up with? *Journal of Family Issues, 21,* 1061–1086.
Wolfinger, N. H. (2005). *Understanding the divorce cycle.* New York: Cambridge University Press.
Wolinsky, F. D., Unverzagt, F. W., Smith, D. M., Jones R., Stoddard, A., & Tennstedt, S. L. (2006). The ACTIVE cognitive training trail and health-related quality of life: Protection that lasts for 5 years. *Journal of Gerontology, 61A,* 1324–1329.
Wong, C. A., Eccles, J. S., & Sameroff, A. (2003). The influence of ethnic discrimination and ethnic identification on African American adolescents' school and socioemotional adjustment. *Journal of Personality, 71,* 1197–1232.
Wood, E., Desmarais, S., & Gugula, S. (2002). The impact of parenting experience on gender stereotyped toy play of children. *Sex Roles, 47,* 39–49.
Wood, J. J., Emmerson, N. A., & Cowan, P. A. (2004). Is early attachment security carried forward into relationships with preschool peers? *British Journal of Developmental Psychology, 22,* 245–253.
Wood, J. T. (2009). Communication, gender differences in. In H. T. Reis & S. K. Sprecher (Eds.), *Encyclopedia of human relationships* (Vol. 1, pp. 252–256). Thousand Oaks, CA: Sage.
Wood, R. M. (2009). Changes in cry acoustics and distress ratings while the infant is crying. *Infant and Child Development, 18,* 163–177.
Woods, N. F., Smith-DiJulio, K., Percival, D. B., Tao, E. Y., Mariella, A., & Mitchell, E. S. (2008). Depressed mood during the menopausal transition and early postmenopause: Observations from the Seattle Midlife Women's Health Study. *Menopause, 15,* 223–232.
Woodward, A. L., & Markman, E. M. (1998). Early word learning. In D. Kuhn & R. S. Siegler (Eds.), *Handbook of child psychology: Vol. 2. Cognition, perception, and language* (5th ed., pp. 371–420). New York: Wiley.
Woolley, J. D., & Cox, V. (2007). Development of beliefs about storybook reality. *Developmental Science, 10,* 681–693.
Woolley, M. E., Kol, K. L., & Bowen, G. L. (2009). The social context of school success for Latino middle school students: Direct and indirect influences of teachers, family, and friends. *Journal of Early Adolescence 29,* 43–70.
Worden, J. W. (2000). Toward an appropriate death. In T. A. Rando (Ed.), *Clinical dimensions of anticipatory mourning* (pp. 267–277). Champaign, IL: Research Press.
Worden, J. W. (2009). *Grief counseling and grief therapy* (4th ed.). New York: Springer.
World Cancer Research Fund/American Institute for Cancer Research. (2007). *Food, nutrition, physical activity, and the prevention of cancer: A global perspective*. Washington, DC: American Institute for Cancer Research.
World Federation of Right to Die Societies. (2006). *Public opinion.* Retrieved from www.worldrtd.net
World Health Organization. (2000). *Violence against women information pack.* Retrieved from www.who.int/frh-whd/VAW/infopack/English
World Health Organization. (2005). *WHO multi-country study on women's health and domestic violence against women.* Geneva: Author.
World Health Organization. (2008). *World report on child injury prevention.* Geneva, Switzerland: Author.
World Health Organization. (2010). *World health statistics 2010.* Geneva, Switzerland: Author.
World Health Organization. (2011). *The world's women 2010: Trends and statistics.* Retrieved from unstats.un.org/unsd/demographic/products/Worldswomen/Executive%20summary.htm
World Health Organization. (2012a). *Countdown to 2015: Building a future for women and children.* Geneva, Switzerland: Author.
World Health Organization. (2012b). *The World Health Organization's infant feeding recommendation.* Retrieved from www.who.int/nutrition/topics/infantfeeding_recommendation/en/index.html
World Health Organization. (2012c). *World health statistics 2012.* Geneva: Author.
World Health Organization. (2013a). *Obesity and overweight.* Retrieved from www.who.int/mediacentre/factsheets/fs311/en
World Health Organization. (2013b). *Suicide prevention (SUPRE).* Retrieved from www.who.int/mental_health/prevention/suicide/suicideprevent/en
Worrell, F. C., & Gardner-Kitt, D. L. (2006). The relationship between racial and ethnic identity in black adolescents: The cross-racial identity scale and the multigroup ethnic identity measure. *Identity, 6,* 293–315.
Worthy, J., Hungerford-Kresser, H., & Hampton, A. (2009). Tracking and ability grouping. In L. Christenbury, R. Bomer, & P. Smargorinsky (Eds.), *Handbook of adolescent literacy research* (pp. 220–235). New York: Guilford.
Wray, S. (2007). Health, exercise, and well-being: The experiences of midlife women from diverse ethnic backgrounds. *Social Theory and Health, 5,* 126–144.
Wright, B. C. (2006). On the emergence of the discriminative mode for transitive inference. *European Journal of Cognitive Psychology, 18,* 776–800.
Wright, J. C., Huston, A. C., Murphy, K. C., St. Peters, M., Pinon, M., Scantlin, R., & Kotler, J. (2001). The relations of early television viewing to school readiness and vocabulary of children from low-income families: The Early Window Project. *Child Development, 72,* 1347–1366.
Wright, K. (2003). Relationships with death: The terminally ill talk about dying. *Journal of Marital and Family Therapy, 29,* 439–454.
Wright, M. J., Gillespie, N. A., Luciano, M., Zhu, G., & Martin, N. G. (2008). Genetics of personality and cognition in adolescents. In J. J. Hudziak (Eds.), *Developmental psychology and wellness: Genetic and environmental influences* (pp. 85–107). Washington, DC: American Psychiatric Publishing.
Wright, M. O., & Masten, A. S. (2005). Resilience processes in development. In S. Goldstein & R. B. Brooks (Eds.), *Handbook of resilience in children* (pp. 17–37). New York: Springer.
Wrotniak, B. H., Epstein, L. H., Raluch, R. A., & Roemmich, J. N. (2004). Parent weight change as a predictor of child weight change in family-based behavioral obesity treatment. *Archives of Pediatric and Adolescent Medicine, 158,* 342–347.
Wu, A. M. S., Tang, C. S. K., & Kwok, T. C. Y. (2002). Death anxiety among Chinese elderly people in Hong Kong. *Journal of Aging and Health, 14,* 42–56.
Wu, L. L., Bumpass, L. L., & Musick, K. (2001). Historical and life course trajectories of nonmarital childbearing. In L. L. Wu & B. Wolfe (Eds.), *Out of wedlock: Causes and consequences of nonmarital fertility* (pp. 3–48). New York: Russell Sage Foundation.
Wu, P., Robinson, C. C., Yang, C., Hart, C. H., Olsen, S. F., Porter, C. L., Jin, S., Wo, J., & Wu, X. (2002). Similarities and differences in mothers' parenting of preschoolers in China and the United States. *International Journal of Behavioral Development, 26,* 481–491.
Wu, T., Mendola, P., & Buck, G. M. (2002). Ethnic differences in the presence of secondary sex characteristics and menarche among U.S. girls: The Third National Health and Nutrition Examination Survey, 1988–1994. *Pediatrics, 110,* 752–757.
Wu, W., Brickman, A. M., Luchsinger, J., Ferrazzano, P., Pichiule, P., Yoshita, M., & Brown, T. (2008). The brain in the age of old: The hippocampal formation is targeted differentially by diseases of late life. *Annals of Neurology, 64,* 698–706.
Wu, Z., & Schimmele, C. M. (2007). Uncoupling in late life. *Generations, 31,* 41–46.
Wulczyn, F. (2009). Epidemiological perspectives on maltreatment prevention. *Future of Children, 19,* 39–66.
Wust, S., Entringer, S., Federenko, I. S., Schlotz, W., Helhammer, D. H. (2005). Birth weight is associated with salivary cortisol responses to psychosocial stress in adult life. *Psychoneuroendocrinology, 30,* 591–598.
Wyatt, J. M., & Carlo, G. (2002). What will my parents think? Relations among adolescents' expected parental reactions, prosocial moral reasoning, and prosocial and antisocial behaviors. *Journal of Adolescent Research, 16,* 646–666.
Wyman, E., Rakoczy, H., & Tomasello, M. (2009). Normativity and context in young children's pretend play. *Cognitive Development, 24,* 146–155.
Wynn, K. (1992). Addition and subtraction by human infants. *Nature, 358,* 749–750.
Wynn, K., Bloom, P., & Chiang, W.-C. (2002). Enumeration of collective entities by 5-month-old infants. *Cognition, 83,* B55–B62.
Wynne-Edwards, K. E. (2001). Hormonal changes in mammalian fathers. *Hormones and Behavior, 40,* 139–145.
Wysong, A., Lee, P. P., & Sloan, F. A. (2009). Longitudinal incidence of adverse outcomes of age-related macular degeneration. *Archives of Ophthalmology, 127,* 320–327.

X

Xi, B., Liang, Y., He, T., Reilly, K. H., Hu, Y., Wang, Q., et al. (2012). Secular trends in the prevalence of general and abdominal obesity among Chinese adults, 1993–2009. *Obesity Reviews, 13,* 287–296.
Xu, F., Spelke, E. S., & Goddard, S. (2005). Number sense in human infants. *Developmental Science, 8,* 88–101.
Xu, X., & Lai, S.-C. (2004). Gender ideologies, marital roles, and marital quality in Taiwan. *Journal of Family Issues, 25,* 318–355.
Xue, Y., & Meisels, S. J. (2004). Early literacy instruction and learning in kindergarten: Evidence from the early childhood longitudinal study—kindergarten classes of 1998–1999. *American Educational Research Journal, 41,* 191–229.

Y

Yaari, R., & Corey-Bloom, J. (2007). Alzheimer's disease. *Seminars in Neurology, 27,* 32–41.
Yaffe, K., Fox, P., Newcomer, R., Sands, L., Lindquist, K., Dane, K., & Covinsky, K. E. (2002). Patient and caregiver characteristics and nursing home placement in patients with dementia. *Journal of the American Medical Association, 287,* 2090–2097.
Yaffe, K., Lindquist K., Schwartz, A. V., Vitartas C., Vittinghoff, E., Satterfield, S., et al. (2011). Advanced

glycation end product level, diabetes, and accelerated cognitive aging. *Neurology, 77,* 1351–1356.
Yale, M. E., Messinger, D. S., Cobo-Lewis, A. B., Oller, D. K., & Eilers, R. E. (1999). An event-based analysis of the coordination of early infant vocalizations and facial actions. *Developmental Psychology, 35,* 505–513.
Yamaguchi, S., Gelfand, M., Ohashi, M. M., & Zemba, Y. (2005). The cultural psychology of control: Illusions of personal versus collective control in the United States and Japan. *Journal of Cross-Cultural Psychology, 36,* 750–761.
Yamamoto, K. (2004). The care of the dying and the grieving in Japan. In J. D. Morgan & P. Laungani (Eds.), *Death and bereavement around the world: Vol. 4. Death and bereavement in Asia, Australia, and New Zealand* (pp. 101–107). Amityville, NY: Baywood Publishing Company.
Yan, L. L., Liu, K., Matthews, K. A., Daviglus, M. L., Ferguson, T. F., & Kiefe, C. I. (2003). Psychosocial factors and risk of hypertension: The Coronary Artery Risk Development in Young Adults (CARDIA) study. *Journal of the American Medical Association, 290,* 2138–2148.
Yang, B., Ollendick, T. H., Dong, Q., Xia, Y., & Lin, L. (1995). Only children and children with siblings in the People's Republic of China: Levels of fear, anxiety, and depression. *Child Development, 66,* 1301–1311.
Yang, C. (2008, April). *The influence of one-child policy on child rearing, family, and society in post-Mao China.* Invited address, Illinois State University.
Yang, C.-K., & Hahn, H.-M. (2002). Cosleeping in young Korean children. *Developmental and Behavioral Pediatrics, 23,* 151–157.
Yang, F.-Y., & Tsai, C.-C. (2010). Reasoning about science-related uncertain issues and epistemological perspectives among children. *Instructional Science, 38,* 325–354.
Yang, S. C., & Chen, S.-F. (2002). A phenomenographic approach to the meaning of death: A Chinese perspective. *Death Studies, 26,* 143–175.
Yao, L., & Robert, S. A. (2008). The contributions of race, individual socioeconomic status, and neighborhood socioeconomic context to the self-rated health trajectories and mortality of older adults. *Research on Aging, 30,* 251–273.
Yap, M. B. H., Allen, N. B., & Ladouceur, C. D. (2008). Maternal socialization of positive affect: The impact of invalidation on adolescent emotion regulation and depressive symptomatology. *Child Development, 79,* 1415–1431.
Yarrow, M. R., Scott, P. M., & Waxler, C. Z. (1973). Learning concern for others. *Developmental Psychology, 8,* 240–260.
Yates, L. B., Djouseé, L., Kurth, T., Buring, J. E., & Gaziano, J. M. (2008). Exceptional longevity in men: Modifiable factors associated with survival and function to age 90 years. *Archives of Internal Medicine, 168,* 284–290.
Yau, J. P., Tasopoulos-Chan, M., & Smetana, J. G. (2009). Disclosure to parents about everyday activities among American adolescents from Mexican, Chinese, and European backgrounds. *Child Development, 80,* 1481–1498.
Yeh, C. J., Kim, A. B., Pituc, S. T., & Atkins, M. (2008). Poverty, loss, and resilience: The story of Chinese immigrant youth. *Journal of Counseling Psychology, 55,* 34–48.
Yeh, S. S. (2010). Understanding and addressing the achievement gap through individualized instruction and formative assessment. *Assessment in Education: Principles, Policy and Practice, 17,* 169–182.
Yeung, D. Y., Fung, H. H., & Lang, F. R. (2008). Self-construal moderates age differences in social network characteristics. *Psychology and Aging, 23,* 222–226.
Yeung, W. (1996). Buddhism, death, and dying. In J. K. Parry & A. S. Ryan (Eds.), *A cross-cultural look at death, dying, and religion* (pp. 74–83). Chicago: Nelson-Hall.
Yip, R., Scanlon, K., & Trowbridge, F. (1993). Trends and patterns in height and weight status of low-income U.S. children. *Critical Reviews in Food Science and Nutrition, 33,* 409–421.
Yirmiya, N., Erel, O., Shaked, M., & Solomonica-Levi, D. (1998). Meta-analyses comparing theory of mind abilities of individuals with autism, individuals with mental retardation, and normally developing individuals. *Psychological Bulletin, 124,* 283–307.
Yoshida, H., & Smith, L. B. (2003). Known and novel noun extensions: Attention at two levels of abstraction. *Child Development, 74,* 564–577.
Yoshikawa, H., Weisner, T. S., Kalil, A., & Way, N. (2008). Mixing qualitative and quantitative research in developmental science: Uses and methodological choices. *Developmental Psychology, 44,* 344–354.
Youn, G., Knight, B. G., Jeon, H., & Benton, D. (1999). Differences in familism values and caregiving outcomes among Korean, Korean American, and White American dementia caregivers. *Psychology and Aging, 14,* 355–364.
Young, J. B., & Rodgers, R. F. (1997). A model of radical career change in the context of psychosocial development. *Journal of Career Assessment, 5,* 167–172.
Young, J. F., & Mroczek, D. K. (2003). Predicting intraindividual self-concept trajectories during adolescence. *Journal of Adolescence, 26,* 589–603.
Young, S. E., Friedman, N. P., Miyake, A., Willcutt, E. G., Corley, R. P., Haberstick, B. C., et al. (2009). Behavioral disinhibition: Liability for externalizing spectrum disorders and its genetic and environmental relation to response inhibition across adolescence. *Journal of Abnormal Psychology, 118,* 117–130.
Young, T., Rabago, D., Zgierska, A., Austin, D., & Finn, L. (2002). Objective and subjective sleep quality in premenopausal, perimenoapusal, and postmenopausal women in the Wisconsin Sleep Cohort Study. *Epidemiology, 26,* 667–672.
Youngblade, L. M., & Dunn, J. (1995). Individual differences in young children's pretend play with mother and sibling: Links to relationships and understanding of other people's feelings and beliefs. *Child Development, 66,* 1472–1492.
Young-Hyman, D., Tanofsky-Kraff, M., Yanovski, S. Z., Keil, M., Cohen, M. L., & Peyrot, M. (2006). Psychological status and weight-related distress in overweight or at-risk-for-overweight children. *Obesity, 14,* 2249–2258.
Yu, B. P. (2006). Why calorie restriction would work for human longevity. *Biogerontology, 7,* 179–182.
Yu, F., Ryan, L. H., Schaie, K. W., Willis, S. L., & Kolanowski, A. (2009). Factors associated with cognition in adults: The Seattle Longitudinal Study. *Research in Nursing and Health, 32,* 540–550.
Yu, R. (2002). On the reform of elementary school education in China. *Educational Exploration, 129,* 56–57.
Yuan, A. S. V., & Hamilton, H. A. (2006). Stepfather involvement and adolescent well-being: Do mothers and nonresidential fathers matter? *Journal of Family Issues, 27,* 1191–1213.
Yumoto, C., Jacobson, S. W., & Jacobson, J. L. (2008). Fetal substance exposure and cumulative environmental risk in an African American cohort. *Child Development, 79,* 1761–1776.
Yunger, J. L., Carver, P. R., & Perry, D. G. (2004). Does gender identity influence children's psychological well-being? *Developmental Psychology, 40,* 572–582.

Z

Zaccagni, L., Onisto, N., & Gualdi-Russo, E. (2009). Biological characteristics and ageing in former elite volleyball players. *Journal of Science and Medicine in Sport, 12,* 667–672.
Zacks, R. T., & Hasher, L. (2006). Aging and long-term memory: Deficits are not inevitable. In E. Bialystok & F. I. M. Craik (Eds.), *Lifespan cognition: Mechanisms of change* (pp. 162–177). New York: Oxford University Press.
Zafeiriou, D. I. (2000). Plantar grasp reflex in high-risk infants during the first year of life. *Pediatric Neurology, 22,* 75–76.
Zaff, J. F., Hart, D., Flanagan, C. A., Youniss, J., & Levine, P. (2010). Developing civic engagement within a civic context. In M. Lamb & A. Freund (Eds.), *Handbook of life-span development: Vol. 2. Social and emotional development* (pp. 590–630). Hoboken, NJ: Wiley.
Zaff, J. F., Malanchuk, O., & Eccles, J. S. (2008). Predicting positive citizenship from adolescence to young adulthood: The effects of a civic context. *Applied Developmental Science, 12,* 38–53.
Zaff, J. F., Moore, K. A., Papillo, A. R., & Williams, S. (2003). Implications of extracurricular activity participation during adolescence on positive outcomes. *Journal of Adolescent Research, 18,* 599–630.
Zahn-Waxler, C., Kochanska, G., Krupnick, J., & McKnew, D. (1990). Patterns of guilt in children of depressed and well mothers. *Developmental Psychology, 26,* 51–59.
Zahn-Waxler, C., Radke-Yarrow, M., & King, R. M. (1979). Child-rearing and children's prosocial initiations toward victims of distress. *Child Development, 50,* 319–330.
Zakowski, S. G., Hall, M. H., Klein, L. C., & Baum, A. (2001). Appraised control, coping, and stress in a community sample: A test of the goodness-of-fit hypothesis. *Annals of Behavioral Medicine, 23,* 158–165.
Zane, N., & Yeh, M. (2002). The use of culturally based variables in assessment: Studies on loss of face. In K. Kurasaki, S. Okazaki, & S. Sue (Eds.), *Asian American mental health: Assessment theories and methods* (pp. 123–138). Dordrecht, Netherlands: Kluwer Academic.
Zaretsky, M. D. (2003). Communication between identical twins: Health behavior and social factors are associated with longevity that is greater among identical than fraternal U.S. World War II veteran twins. *Journal of Gerontology, 58,* 566–572.
Zarit, S. H., & Eggebeen, D. J. (2002). Parent–child relationships in adulthood and later years. In M. H. Bornstein (Ed.), *Handbook of parenting, Vol. 1* (2nd ed., pp. 135–161). Mahwah, NJ: Erlbaum.
Zaslow, M. J., Weinfield, N. S., Gallagher, M., Hair, E. C., Ogawa, J. R., Egeland, B., Tabors, P. O., & De Temple, J. M. (2006). Longitudinal prediction of child outcomes from differing measures of parenting in a low-income sample. *Developmental Psychology, 42,* 27–37.
Zeanah, C. H. (2000). Disturbances of attachment in young children adopted from institutions. *Journal of Developmental and Behavioral Pediatrics, 21,* 230–236.
Zeifman, D. M. (2003). Predicting adult responses to infant distress: Adult characteristics associated with perceptions, emotional reactions, and timing of intervention. *Infant Mental Health Journal, 24,* 597–612.
Zelazo, N. A., Zelazo, P. R., Cohen, K. M., & Zelazo, P. D. (1993). Specificity of practice effects on elementary neuromotor patterns. *Developmental Psychology, 29,* 686–691.
Zelazo, P. D., Carlson, S. M., & Kesek, A. (2008). The development of executive function in childhood. In C. A. Nelson & M. Luciana (Eds.), *Handbook of cognitive developmental neuroscience* (2nd ed., pp. 553–574). Cambridge, MA: MIT Press.
Zelazo, P. D., & Lee, W. S. C. (2010). Brain development: An overview. In W. Overton & R. M. Lerner (Eds.), *Handbook of life-span development: Vol. 1. Cognition*

biology, and methods (pp. 89–114). Hoboken, NJ: Wiley.

Zelinski, E., & Kennison, R. F. (2007). Not your parents' test scores: Cohort reduces psychometric aging effects. *Psychology and Aging, 22,* 546–557.

Zeman, J., Shipman, K., & Suveg, C. (2002). Anger and sadness regulation: Predictions to internalizing and externalizing symptoms in children. *Journal of Clinical Child and Adolescent Psychology, 31,* 393–398.ioooou8ko

Zeskind, P. S., & Barr, R. G. (1997). Acoustic characteristics of naturally occurring cries of infants with "colic." *Child Development, 68,* 394–403.

Zhan, H. J., & Montgomery, R. J. V. (2003). Gender and elder care in China: The influence of filial piety and structural constraints. *Gender and Society, 17,* 209–229.

Zhang, L., & Sternberg, R. J. (2011). Revisiting the investment theory of creativity. *Creativity Research Journal, 23,* 229–238.

Zhang, Q. F. (2004). Economic transition and new patterns of parent–adult child coresidence in urban China. *Journal of Marriage and Family, 66,* 1231–1245.

Zhang, T.-Y., & Meaney, M. J. (2010). Epigenetics and the environmental regulation of the genome and its function. *Annual Review of Psychology, 61,* 439–466.

Zhang, X., Geng, J., Zheng, J., Peng, B., Che, J., & Liang, C. (2012). Photoselective vaporization versus transurethral resection of the prostate for benign prostatic hyperplasia: A meta-analysis. *Journal of Endourology, 26,* 1109–1117.

Zhang, Y., & Jordan, J. M. (2010). Epidemiology of osteoarthritis. *Clinics of Geriatric Medicine, 26,* 355–369.

Zhao, J., Settles, B. H., & Sheng, X. (2011). Family-to-work conflict: Gender, equity and workplace policies. *Journal of Comparative Family Studies, 42,* 723–738.

Zheng, N. T., Mukamel, D. B., Caprio, T. V., & Temkin-Greener, H. (2012). Hospice utilization in nursing homes: Association with facility end-of-life care practices. *Gerontologist, 52.* Retrieved from gerontologist.oxfordjournals.org.libproxy.lib.ilstu.edu/search?fulltext=Zheng&submit=yes&x=13&y=9

Zhou, M., & Bankston, C. L. (1998). *Growing up American: How Vietnamese children adapt to life in the United States.* New York: Russell Sage Foundation.

Zhou, Q., Lengua, L. J., & Wang, Y. (2009). The relations of temperament reactivity and effortful control to children's adjustment problems in China and the United States. *Developmental Psychology, 45,* 724–739.

Zhou, X., Huang, J., Wang, Z., Wang, B., Zhao, Z., Yang, L., & Zheng-zheng, Y. (2006). Parent–child interaction and children's number learning. *Early Child Development and Care, 176,* 763–775.

Zhu, W. X., & Hesketh, T. (2009). China's excess males, sex selective abortion, and one child policy: Analysis of data from 2005 national intercensus survey. *British Medical Journal, 338,* b1211.

Zickuhr, K., & Madden, M. (2012). *Pew Internet: Older adults and Internet use.* Washington, DC: Pew Research Center.

Zimmer-Gembeck, M., & Helfand, M. J. (2008). Ten years of longitudinal research on U.S. adolescent sexual behavior: Developmental correlates of sexual intercourse, and the importance of age, gender and ethnic background. *Developmental Review, 28,* 153–224.

Zimmerman, B. J., & Cleary, T. J. (2009). Motives to self-regulate learning: A social cognitive account. In K. R. Wenzel & A. Wigfield (Eds.), *Handbook of motivation at school* (pp. 247–264). New York: Routledge.

Zimmerman, B. J., & Moylan, A. R. (2009). Self-regulation: Where metacognition and motivation intersect. In D. J. Hacker, J. Dunlosky, & A. C. Graesser (Eds.), *Handbook of metacognition in education* (pp. 299–315). New York: Routledge.

Zimmerman, C. (2007). The development of scientific thinking skills in elementary and middle school. *Developmental Review, 27,* 172–223.

Zimmerman, C. (2012). Acceptance of dying: A discourse analysis of palliative care literature. *Social Science and Medicine, 78,* 217–224.

Zimmerman, F. J., & Christakis, D. A. (2005). Children's television viewing and cognitive outcomes. *Archives of Pediatrics and Adolescent Medicine, 159,* 619–625.

Zimmerman, F. J., Christakis, D. A., & Meltzoff, A. N. (2007). Television and DVD/video viewing in children younger than 2 years. *Archives of Pediatrics and Adolescent Medicine, 161,* 473–479.

Zimmerman, F. J., Gilkerson, J., Richards, J. A., Christakis, D. A., Xu, D., Gray, S., & Yapanel, U. (2009). Teaching by listening: The importance of adult–child conversations to language development. *Pediatrics, 124,* 342–348.

Zimmerman, L. K., & Stansbury, K. (2004). The influence of emotion regulation, level of shyness, and habituation on the neuroendocrine response of three-year-old children. *Psychoneuroendocrinology, 29,* 973–982.

Zimmerman, P., & Becker-Stoll, F. (2002). Stability of attachment representations during adolescence: The influence of ego-identity status. *Journal of Adolescence, 25,* 107–124.

Zins, J. E., Garcia, V. F., Tuchfarber, B. S., Clark, K. M., & Laurence, S. C. (1994). Preventing injury in children and adolescents. In R. J. Simeonsson (Ed.), *Risk, resilience, and prevention: Promoting the well-being of all children* (pp. 183–202). Baltimore: Paul H. Brookes.

Zolotor, A. J., & Puzia, M. E. (2010). Bans against corporal punishment: A systematic review of the laws, changes in attitudes and behaviours. *Child Abuse Review, 19,* 229–247.

Zosuls, K. M., Ruble, D. N., Bornstein, M. H., & Greulich, F. K. (2009). The acquisition of gender labels in infancy: Implications for gender-typed play. *Developmental Psychology, 45,* 688–701.

Zucker, A. N., Ostrove, J. M., & Stewart, A. J. (2002). College-educated women's personality development in adulthood: Perceptions and age differences. *Psychology and Aging, 17,* 236–244.

Zucker, K. J. (2006). "I'm half-boy, half-girl": Play psychotherapy and parent counseling for gender identity disorder. In R. L. Spitzer, M. B. First, J. B. W. Williams, & M. Gibbon (Eds.), *DSM-IV-TR Casebook: Vol. 2. Experts tell how they treated their own patients* (pp. 322–334). Washington, DC: American Psychiatric Publishing.

Zukow-Goldring, P. (2002). Sibling caregiving. In M. H. Bornstein (Ed.), *Handbook of parenting: Vol. 3* (2nd ed., pp. 253–286). Hillsdale, NJ: Erlbaum.

Zwart, M. (2007). The Dutch system of perinatal care. *Midwifery Today with International Midwife, 81*(Spring), 46.

This page intentionally left blank

Name Index

Italic n *following page number indicates page with an illustration or table.*

A

Aalsma, M., 387
Aarnoudse-Moens, C. S., 101
AARP, 545, 617, 626
Abakoumkin, G., 660
Abbeduto, L. J., 269
Abbey, A., 448
ABC News, 374
Abecassis, M., 340
Abela, J. R. Z., 421, 422
Abele, A. E., 484
Abelson, H., 418
Aber, J. L., 62, 65, 391, 392
Aberson, B., 272
Abes, E., 451
Abikoff, H., 305
Abma, J. C., 378
Aboud, F. E., 337, 338
Abra, J., 525
Abrams, D., 339, 410
Abrams, K. Y., 200
Abramson, L. Y., 422
Acevedo, E. O., 443
Achenbach, T. M., 103
Achermann, P., 368
Acierno, R., 627
Acker, M. M., 267, 473
Ackerman, B. P., 186
Ackerman, P. L., 522
Ackerman, S., 533
ACT, 455
Adachi-Mejia, A. M., 292
Adam, E. K., 26
Adams, A.-M., 237
Adams, D. R., 51
Adams, G. A., 558
Adams, G. R., 404
Adams, K. B., 617, 619
Adams, R. G., 370
Addington-Hall, J., 651
Adhikari, B., 444
Adolph, K. E., 15, 106, 137, 138, 139, 143, 147, 207
Afifi, T. O., 266
Afterschool Alliance, 351
Agatston, P. W., 342
Aggarwal, R., 220
Agnoli, F., 389
Agrigoroaei, S., 540, 573, 578, 610
Agronick, G., 353
Agüero-Torres, H., 588
Aguiar, A., 155
Ahadi, S. A., 191
Ahlberg, C., 274
Ahlskog, J. E., 585
Ahlström, R., 513
Ahnert, L., 67, 171, 172, 246
Ahrens, C. J. C., 541
Ahuja, J., 555
Ai, A. L., 608
Aikens, J. W., 198, 392
Aikens, N. L., 173, 246
Ainley, J., 395
Ainscow, M., 322
Ainsworth, M. D. S., 197, 197*n*, 199
Aisen, P. S., 577
Ajrouch, K. J., 611, 620, 626
Akers, A. Y., 374
Akhtar, N., 157, 248, 249
Akimoto, S. A., 189
Akinbami, L. J., 293
Akiyama, H., 543, 552, 614, 620
Aksan, N., 185, 191, 209, 265, 266
Akshoomoff, N. A., 126, 241
Alberman, E., 53
Albers, C. A., 170
Albert, M. K., 143
Alberts, A., 387
Aldao, A., 450
Aldridge, M. A., 113
Aldwin, C. M., 513, 515, 632
Alessandri, S. M., 186
Alexander, J. M., 306
Alexander, K. L., 396
Alexopoulos, T., 574, 610
Alfaro, E. C., 406
Algarin, C., 109
Ali, L., 374
Alink, L. R. A., 269
Alkema, G. E., 589
Allard, M., 566
Allemand, M., 608
Allen, G., 420, 421
Allen, J. P., 379, 416
Allen, K. R., 627
Allen, M., 492
Allen, N. B., 422
Allen, P. A., 521
Allen, S. E. M., 316
Allen, T. D., 493
Allik, J., 346
Allison, B. N., 370
Allison, J., 322
Alloway, T. P., 162, 302, 303
Almeida, D. M., 414, 450, 539
Almeida, J., 377
Almkvist, O., 573
Al-Nakhli, H., 581
Al-Namlah, A. S., 234
Alonso-Férnandez, P., 433
Alsaker, F. D., 371
Alterovitz, S. S. R., 621, 622
Althaus, J., 100
Altmaier, E. M., 646
Altobelli, J., 607
Alvarez, M. M., 414
Alzheimer's Association, 550, 582, 583, 585, 586, 587
Amaral, D. G., 241
Amato, P. R., 61, 279, 347, 348, 349, 350, 481, 489, 490
Amba, J. C., 489
American Academy of Hospice and Palliative Medicine, 658
American Academy of Orthopaedic Surgeons, 512, 513
American Academy of Pediatrics, 92, 129, 131*n*, 159
American Cancer Society, 510, 511*n*
American College of Sports Medicine, 443
American Heart Association, 435, 436, 640
American Hospice Foundation, 642
American Psychiatric Association, 304, 322
American Psychological Association, 39, 39*n*
Ames, E. W., 144
Ames, S. L., 381
Amsel, E., 385
Amso, D., 142
Amsterlaw, J., 239
An, J. S., 533
Anand, S. S., 291
Andel, R., 589
Anderman, E. M., 333
Anderson, C. A., 271
Anderson, D. M., 246
Anderson, D. R., 159
Anderson, J. L., 141
Anderson, K. G., 349
Anderson, K. J., 178, 343
Anderson, P. B., 448, 449*n*
Anderson, V. A., 126
Anderson, V. N., 484
Anderssen, N., 296
Andreoletti, C., 574
Andres, V., 433
Andrews, G., 20, 232, 233, 242, 300, 301, 302
Anesbury, T., 292
Aneshensel, C. S., 63
Anetzberger, G. J., 627
Angel, J. L., 573
Angel, R. J., 573
Angelillo, C., 236
Anisfeld, M., 135
Annahatak, B., 314
Annett, M., 218
Anstey, K. J., 631
Antonini, F. M., 567
Antonucci, T. C., 477, 516, 541, 543, 552, 575, 611, 614, 620, 621, 625, 627
Anttila, R., 371
Anzuini, F., 443
Apfel, N. H., 379
Apfelbaum, E. P., 338
Apgar, V., 98, 98*n*
Appelbaum, M. L., 173
Aquan-Assee, J., 205
Aquilino, W. S., 468
Arbeau, K. A., 192, 261
Archer, A. H., 159
Archer, J., 469
Archer, T., 571
Archibald, A. B., 363, 365, 366
Arcus, D., 58
Ardelt, M., 596, 608, 645
Ardila-Rey, A., 337
Arditti, J. A., 544
Arias, I., 483
Arija, V., 291
Arking, R., 432, 435*n*, 436
Arlin, P. K., 453
Armer, M., 192, 262
Armstrong, K. L., 128
Armstrong, L. M., 190, 259
Armstrong, T. D., 609
Arnett, J. J., 402, 446, 464, 465, 466, 467, 468, 469
Arnold, M., 316
Arnold, M. L., 279, 410
Arnold, R., 63, 64
Arnon, S., 103
Arriaga, R. I., 161
Arslanian, S. A., 291
Arterberry, M. E., 113, 142, 145, 165, 225
Arthurs, E., 186
Artman, L., 301, 384
Ary, D. V., 587
Aschersleben, G., 140
Asher, S. R., 341, 343
Ashman, A. F., 395
Ashmead, D. H., 113, 140
Aslin, R. N., 142, 175, 179
Assink, M. H. J., 593
Astell, A., 581
Astington, J. W., 239, 306, 307
Atance, C. M., 257
Atchley, R. C., 615, 618, 631
Atkins, R., 62, 411, 413
Atkinson, L., 206
Atlas, R., 30
Au, T. K., 230
Aud, S., 389
Auestad, R. A., 551
Aumann, K., 26, 202, 203, 345, 351
Aunola, K., 279, 280, 392
Austin, E. L., 377
Auth, E. A., 617, 619
Autti-Raemoe, I., 89
Averhart, C. J., 338
Aveyard, P., 444
Avgoustis, E., 421
Avioli, P. S., 552
Avis, N. E., 504, 506, 507
Avni-Babad, D., 384
Avolio, B. J., 526, 553
Axelin, A., 112
Axia, G., 317
Ayala, G. X., 292
Ayotte, V., 331, 332, 403
Azevedo, R., 452

B

Bacallao, M. L., 33
Bacaltchuk, J., 373
Backley, P., 251
Bäckman, L., 522, 570, 593, 596
Badzinski, D. M., 258
Baenninger, M., 390
Bagwell, C. L., 340
Bagwell, D. K., 597
Bahrick, H. P., 592
Bahrick, L. E., 135, 146, 158, 163
Bahrick, P. O., 592
Bai, D. L., 143
Bailar-Heath, M., 294
Bailey, J. M., 375, 542
Baillargeon, R., 155, 159, 160, 239
Baillargeon, R. H., 270
Bair, D., 621
Baird, B. M., 70
Baird, D. D., 80
Baker, C. K., 483
Baker, J. A., 320
Baker, J. M., 316
Baker, P. N., 378
Bakermans-Kranenburg, M. J., 200
Baker-Ward, L., 164
Balasch, J., 438
Baldi, A., 131*n*
Baldi, R., 450
Baldwin, D. A., 241, 249
Baldwin, G., 249
Bale, J. F., 90
Bales, S. N., 69
Balis, T., 422
Ball, H., 129
Ball, K., 597
Ball, M. M., 619
Balsam, K. F., 488
Balsano, A. B., 413
Baltes, M. M., 610, 619
Baltes, P. B., 7, 8, 9, 71, 575, 590, 595, 596, 632
Bambara, L. M., 322

Banaji, M. R., 338
Bancroft, J., 447
Bandstra, E. S., 87
Bandura, A., 18, 265
Bangerter, A., 464
Banish, M. T., 124
Banks, M. S., 113, 144
Bankston, C. L., 33
Banse, R., 273
Bao, J., 569
Barber, B., 455
Barber, B. K., 280, 391, 415
Barber, B. L., 279
Barber, C. H., 413
Barber, J. S., 379
Bard, K. A., 207
Barelds, D. P. H., 482
Barenbaum, J., 353
Bar-Haim, Y., 145
Barja, G., 433
Barker, D. J., 92
Barkley, R. A., 304, 305
Barlow, J., 576
Barnes, G. M., 425
Barnes, J., 63
Barnes, R., 423
Barnes-Farrell, J., 554
Barnett, D., 197
Barnett, R. C., 494
Barnett, W. S., 246
Baron, A. S., 338
Baron, I. S., 101
Baron-Cohen, S., 241
Baroni, R., 317
Barr, H. M., 87, 89
Barr, R., 134, 156, 159, 163, 168
Barr, R. G., 109, 111, 139
Barratt, M. S., 102
Barreto, M., 502, 555
Barrett, A. E., 535
Barrett, K. C., 188
Barrett, M., 337
Barrett, T. M., 140
Barros, R. M., 298
Barry, C. M., 419, 464, 465, 477
Barry, H., III, 370
Barry, R. A., 194, 280
Bartlik, B., 509
Bartocci, M., 112
Bartrip, J., 145
Bartsch, K., 239
Basak, C., 10, 522, 597
Basow, S. A., 414
Bass, S., 607
Bassett, N. S., 97
Bassett, P., 318
Bassuk, S. S., 443
Bastien, C. H., 90
Basu, A., 569
Bates, E. A., 126, 174, 178
Bates, G. W., 533
Bates, J. E., 70, 190, 191, 193
Bathurst, K., 25, 350
Battin, D. B., 355
Battistella, A., 443
Batty, G. D., 131
Bauer, C. R., 87
Bauer, P. J., 156, 164, 165, 238
Baum, N., 544
Baumbusch, J. L., 487
Baumeister, R. F., 265, 338, 646
Baumgartner, M. S., 555
Baumrind, D., 278, 280
Baumwell, L., 179
Bauserman, R., 349
Bavelier, D., 125
Baydar, N., 205
Bayer, A., 40
Bayley, N., 137*n*, 139, 169
Bazemore, G., 426
Beals, D. E., 317
Bean, R. A., 415
Bearman, P. S., 423
Bearman, S. K., 371
Beauchamp, G. K., 112
Beaulieu, M., 617
Beautrais, A. L., 423
Bechara, A., 367
Beck, I. L., 308
Becker, B. E., 62, 63
Becker, B. J., 200
Becker, G., 65
Becker, J. B., 369
Becker, K., 74
Beckerman, M. B., 525
Becker-Stoll, F., 405
Beckett, C., 125, 127
Bedford, O. A., 260
Bedford, V. H., 552
Bedwell, J. S., 521
Beehr, T. A., 629
Behnke, M., 87
Behrends, M., 395
Behrens, K. Y., 201
Beier, M. E., 522
Beigbeder, S. A., 477
Beilin, H., 228
Beintema, D., 107*n*
Bejĉek, J., 464
Bekkouche, N. S., 449
Belcher, D., 296
Belizan, J. M., 103
Bell, C., 321
Bell, J. H., 387
Bell, M., 449
Bell, M. A., 144, 156
Bell, M. L., 507
Bellagamba, F., 157
Belle, S. H., 587
Bellinger, D. C., 90
Bellmore, A. D., 341
Bell-Scriber, M. J., 458
Belmonte, M. K., 241
Belsky, D. H., 92
Belsky, J., 71, 171, 194, 198, 199, 200, 201, 202, 205, 206, 246, 367
Beltrán-Sánchez, J., 577
Belyea, M., 109
Bem, D. J., 36
Benbow, C. P., 389
Bender, H. L., 266
Benenson, J. F., 340, 417, 418
Bengtsson, H., 260
Benner, A. D., 391
Bennett, D. A., 585
Bennett, J. M., 612
Bennett, K. M., 623
Bennett, M., 337
Bennett, P. J., 521
Benson, J. B., 140
Benson, P. L., 11, 468, 468*n*
Ben-Zeev, T., 389
Berardi, N., 125
Berenbaum, S. A., 193, 208, 274, 276, 278, 390
Beresin, E. V., 373
Berg, C. A., 590, 594, 595
Berg, K. M., 631
Bergeman, C. S., 70, 660
Bergen, D., 227
Berger, L. M., 244
Berger, S. E., 106, 138, 156
Berggren, I., 651
Bergman, E. J., 665
Bergman, H., 580
Bergman, I., 573
Bergman, K., 93
Bergman, M., 503
Bergman, R., 407
Bering, J. M., 642
Berk, L., 581
Berk, L. E., 23, 168, 226, 227, 234, 235, 268*n*, 323, 333
Berkman, L. F., 438
Berkowitz, M. W., 411
Berkowitz, R. L., 54
Berlin, L. J., 200, 266
Berman, E., 544
Berman, J. R., 504, 509
Berman, R. A., 316
Berman, S. L., 404
Bermingham, D. W., 615
Berndt, T. J., 340, 417
Berner, M. M., 507
Bernier, A., 200
Bernier, J. C., 305
Bernieri, F., 194
Bersoff, D. M., 411
Bert, S. C., 486
Bertenthal, B. I., 136, 143, 144, 155
Bertoncini, J., 113, 134
Bertrand, M., 494
Bertrand, R. M., 538
Berzin, S. C., 479
Berzlanovich, A. M., 567
Berzonsky, M. D., 404
Besançon, M., 323
Best, D., 88
Best, D. L., 343
Beth, A., 506
Betts, N. M., 220
Beyene, Y., 508
Beyers, J. M., 280
Beyers, W., 469
Bhat, A., 140
Bhatt, R. S., 163, 165, 166
Bherer, L., 522, 540
Bhopal, K., 476
Bialystok, E., 240, 317
Bianchi, S. M., 26
Bianco, A., 93
Biblarz, T., 492
Bickel, W. K., 445
Bidell, T. R., 20, 301, 302
Biederman, J., 304
Biegel, D., 618
Biehl, M. C., 369, 370, 371
Bielak, A. A. M., 596
Bielawska-Batorowicz, E., 187
Bielinski, J., 389
Bierman, A., 610, 626
Bierman, K. L., 272, 343, 392
Bifulco, R., 321
Bigelow, A. E., 200
Bigler, R. S., 273, 277, 278, 338, 344
Bimmel, N., 58
Bindrich, I., 94
Binet, A., 15
Binstock, R. H., 632
Birch, E. E., 142, 144
Birch, H. G., 190
Birch, L. L., 219, 220, 440
Birch, S. A. J., 240
Birch, S. H., 263
Bird, A., 238
Birditt, K. S., 477, 489, 545, 548, 611, 616, 620, 621, 626
Birkett, M., 377
Birney, D. P., 20, 161, 524
Birren, J. E., 595
Bisanz, J., 243
Bisconti, T. L., 660
Bisgard, K., 221
Bissaker, K., 279, 345
Bissonnette, V. L., 473
Bitan, T., 388
Bjork, E. L., 177
Bjorklund, D. F., 22, 23, 161, 304, 305, 306, 642
Black, B. M., 409
Black, J. E., 128
Black, M. C., 448
Black, R. E., 219
Blackhall, L. J., 649
Blackman, M. R., 433
Blackwell, D. L., 472
Blackwell, L. S., 333
Blades, M., 355
Blaga, O. M., 163
Blaine, B., 441
Blair, C., 75, 189, 237, 303
Blair-Loy, M., 493
Blakemore, J. E. O., 273, 344
Blakemore, S.-J., 367
Blanchard, R., 376
Blanchard-Fields, F., 450, 595, 605, 616
Blandon, A. Y., 209
Blasi, A., 407
Blasi, C. H., 23
Blass, E. M., 134
Blatchford, P., 318
Blatt, L., 188
Blatteis, C. M., 568
Blatt-Eisengart, I., 279, 280
Blau, D., 556
Bleeker, M. M., 334, 457
Bleses, D., 178
Bleske, A. L., 477
Blieszner, R., 476, 516, 625
Blinka, L., 418
Block, J., 380, 543
Blomberg, M., 573
Blood-Siegfried, J., 110
Bloom, L., 177, 248
Bloom, P., 160, 240, 414
Bluck, S., 593, 649
Blumenfeld, P. C., 21
Blumenthal, H., 370
Blustein, D. L., 405
Blyth, D. A., 391
Boardman, J. D., 64
Bobb, A. J., 305
Bock, K., 250
Bodrova, E., 24, 167, 237, 320
Body, J. J., 513
Boeninger, D. K., 515
Boergers, J., 424
Bogaert, A. F., 367, 376
Bogin, B., 121, 219, 363, 365
Bohannon, J. N., III, 175, 251
Bohlmeijer, E. T., 606
Boldizar, J. P., 276
Bolen, R. M., 352
Bolisetty, S., 101, 102
Bolkan, C., 538, 574
Boly, M., 641
Bolzani, L. H., 185
Bond, J. T., 26, 202, 203, 345, 351
Bonikowski, B., 494
Bonilla, S., 293
Bonin, S. L., 457
Bonnick, S. L., 513
Bono, M. A., 171
Bons, T. A., 72

Bonsel, G. J., 92
Bonvillian, J. D., 175
Bookman, A., 551
Boom, J., 409
Boon, S. D., 546
Booth, A., 481, 491
Booth, J. R., 388
Booth-LaForce, C., 199
Borders, L. D., 458
Borduin, C. M., 426
Borkowski, J. G., 486
Borman, W. C., 554
Bornstein, M. H., 22, 59, 134, 145, 165, 167, 179, 201, 225
Boroughs, D. S., 352
Borst, C. G., 99
Bortfeld, H., 594
Bos, H. M. W., 492
Bosacki, S. L., 273
Bosma, H. A., 404
Bosquet, M., 124
Boss, B. J., 112
Bost, K. K., 200, 238
Boswell, G. H., 609
Botton, J., 131
Bouchard, C., 223*n*, 364
Bouchard, G., 481
Bouchard, T. J., 72, 193
Boucher, O., 90
Boudreau, J. P., 143
Boukydis, C. F. Z., 111
Boulton, M. J., 342
Bounds, M. L., 294
Bourgeois, M. S., 587
Bowen, C. E., 526, 540, 555, 574
Bowen, C. P., 549
Bowen, G. L., 393
Bowen, N. K., 393
Bowen, R., 386
Bower, T. G. R., 113
Bowker, J., 341
Bowkett, S., 313
Bowlby, J., 7, 22, 196, 197, 201, 659
Bowling, A., 617
Bowman, N. A., 454, 455
Bowman, S. A., 372
Boyce, W., 374
Boyd, J. S., 242, 243
Boyd-Franklin, N., 66
Boyd-Zaharias, J., 318
Boyle, P. A., 605
Boysson-Bardies, B. de, 176
Bozionelos, N., 493
Bracci, R., 100
Bracken, B. A., 243
Brackett, M. A., 313
Bradbury, J. C., 436
Bradbury, T. N., 473, 482
Bradford, K., 270
Bradley, R. H., 104, 170, 171*n*, 173, 244, 244*n*, 281
Bradley-Engen, M. S., 376
Braet, C., 291
Braine, L. G., 295
Brainerd, C. J., 233
Braithwaite, V. A., 390
Brame, B., 424
Brand, S., 365
Brandt, S., 177
Branje, S. J. T., 37, 417
Brannen, C., 478
Branstetter, W. H., 28
Brashler, P., 483
Braswell, G. S., 224, 225
Braungart-Rieker, J. M., 186, 189
Brav, T. K., 592
Braveman, P., 438
Bray, J. H., 350
Brazelton, T. B., 114
Bredekamp, S., 172*n*, 247*n*, 319*n*
Breitbard, W., 650
Bremner, J. G., 155
Brendgen, M., 417
Brennan, K. A., 474
Brennan, W. M., 144
Brenneman, K., 228
Brenner, E., 336
Brenner, H., 131*n*
Brenner, J., 552, 553, 599
Brenner, R. A., 222
Brent, D. A., 422
Brent, M. R., 177
Brent, R. L., 87
Brent, S. B., 643
Brentano, C., 490
Breslau, N., 661
Breslin, F. C., 556
Bretherton, I., 197, 201
Brewaeys, A., 492
Brezausek, C. M., 222
Bridge, J. A., 422
Bridgett, D. J., 193, 194
Brief, A. P., 493
Briggs, M. L., 346
Bright, G. M., 219
Bright, J. E. H., 457
Brim, O., 532
Brisch, K. H., 200
Brock, S., 385
Brodaty, H., 583, 587
Brodtmann, A., 585
Brody, G. H., 205, 281, 346
Brody, L. R., 274, 309
Brodzinsky, D. M., 58
Broidy, L. M., 424
Bromnick, R. D., 387
Bronfenbrenner, U., 24, 59, 71
Bronfman, E., 200
Bronson, G. W., 144
Bronstein, P., 414
Bronte-Tinkew, J., 415
Brooks, L., 449
Brooks, P. J., 303, 316
Brooks, R., 176
Brooks-Gunn, J., 62, 63, 66, 104, 170, 171, 173, 203, 205, 207, 246, 312, 351, 354, 363, 365, 366, 368, 369, 370, 378, 379, 425, 491
Brophy, J., 343
Brown, A. H., 621
Brown, A. M., 142
Brown, A. S., 90, 304
Brown, B. B., 256, 418, 419
Brown, C., 605
Brown, C. S., 278, 338
Brown, G. L., 204
Brown, J. D., 374
Brown, J. R., 259
Brown, L. H., 546
Brown, P., 318
Brown, R. W., 249
Brown, S. A., 381
Brown, S. L., 485, 544, 621, 622
Brown, T. M., 396
Browne, C. A., 230
Browne, J. V., 114
Browne, K. D., 627, 628
Brownell, C. A., 207, 258, 260
Brownell, D. K., 439
Bruce, B., 577
Bruck, M., 355
Bruehl, E. C., 593
Brugman, G. M., 596
Brühwiler, C., 318
Brunt, J., 166
Bruschweiler-Stern, N., 114
Brussoni, M. J., 546
Bruzzese, J.-M., 40
Bryan, A. E., 193
Bryant, B. K., 457
Bryant, D., 424
Bryant, P., 243
Bryden, M. P., 390
Bryk, R. L., 122
Buchanan, A., 282
Buchanan, C. M., 350, 369
Buchanan-Barrow, E., 337
Buck, G. M., 366*n*
Buehler, C., 351
Buescher, E. S., 131*n*
Bugental, D. B., 282, 283
Buhl, H. M., 464
Buhrmester, D., 37, 345, 417, 421, 477
Buhs, E. S., 263, 340, 341
Buist, K. L., 59
Buitelaar, J. K., 93
Bukowski, W. M., 205, 261, 339, 341, 343, 417, 419
Bulcroft, K., 620
Bulka, D., 605
Bullo, M., 433
Bumpass, L. L., 491, 533, 541
Bumpus, M. F., 351, 416
Bunge, S. A., 217
Bunting, L., 378, 380
Buonocore, G., 100
Burchinal, M. R., 29, 244, 246
Burden, M. J., 89
Burgess, K. B., 192, 280, 343
Burgess, M., 478
Burgess-Champoux, T. L., 291, 372
Burghard, B. H., 309
Burholdt, V., 624
Buriel, R., 59
Burkam, D. T., 178, 242
Burke, D. M., 594
Burke, J. D., 267
Burleson, B. R., 473
Burman, D. D., 388
Burns, N. R., 302
Burr, J. A., 631
Burrell, N., 492
Bursik, K., 474
Burton, L. M., 173, 246
Burts, D. C., 245
Burwell, R. A., 346
Buscemi, L., 444
Bush, K. R., 61
Bushman, B. J., 271
Bushnell, E. W., 143
Buss, D. M., 472, 477
Bussey, K., 269, 336
Bussière, P., 388
Buswell, S. D., 129
Butler, M. G., 51
Butler, R., 330
Butler, R. N., 606
Butler, S., 274
Buttelmann, D., 239
Butterworth, M. R., 481*n*, 482, 620
Buunk, B. P., 472
Buur, H., 191
Bybee, J. A., 502, 538
Bynner, J. M., 467
Bynum, M. S., 374
Byrnes, H. F., 11
Byrnes, J. P., 388

C

Cabrera, N. J., 179, 202, 204, 281
Cacioppo, J. T., 433, 478
Cahan, S., 301, 384
Cahill, A. G., 101
Cahill, K. E., 629
Cai, H., 582, 583
Cain, K. M., 333
Caine, E. D., 612
Caine, N., 370
Cairns, B. D., 14, 18
Cairns, R. B., 14, 18
Caja, S. J., 520
Calarco, K. E., 89
Calasanti, T., 622
Caldera, Y. M., 25, 60, 204
Caldwell, B. M., 170, 244
Caldwell, K. A., 419
Caldwell, M. S., 403
Calhoun, L. G., 663
Calkins, S. D., 189
Call, J., 174
Callaghan, T., 239
Callanan, M. A., 224, 249
Callands, T. A., 374
Caltran, G., 109
Calvert, S. L., 247
Camaioni, L., 157
Camann, W. R., 101
Cameron, C. A., 250
Cameron, H. A., 568
Cameron, N., 121
Cameron, P. A., 207
Cameron-Faulkner, T., 179
Camp, C. J., 585
Campa, M. J., 379
Campbell, A., 276
Campbell, A. L., 632
Campbell, D. A., 99, 270
Campbell, F. A., 173, 173*n*
Campbell, J., 483
Campbell, S. B., 200, 258, 260
Campbell, T., 157
Campbell, W. K., 331, 333, 402, 465
Campion, M. A., 553
Campione-Barr, N., 479
Campos, J. J., 137, 143, 155, 158, 185, 186
Campos, R. G., 111*n*
Camras, L. A., 185, 186, 189
Canada Campaign 2000, 67*n*
Canary, D. J., 477
Candy, B., 653
Candy, J., 276
Candy-Gibbs, S., 643
Canetto, S. S., 516
Cannella, C., 577
Canobi, K. H., 308
Cao, R., 195
Capaldi, D., 425
Capezuti, E. A., 585
Capirci, O., 176
Capozzoli, M. C., 163, 227
Cappeliez, P., 606
Cappell, K. A., 568
Carbery, J., 477
Card, N. A., 270
Carek, P. J., 443
Carek, S. M., 443
Carels, R., 332
Carey, S., 153, 159, 228, 338, 642
Carli, L. L., 555
Carlo, G., 410, 411, 412
Carlson, E. A., 7
Carlson, J. J., 209
Carlson, S. M., 240, 303, 317
Carlson, V. J., 200

Carlson, W., 418
Carnelley, K. B., 662
Carnes, B. A., 567
Caro, F. G., 631
Carpendale, J. I. M., 409
Carpenter, B., 574
Carpenter, M., 157, 176, 177, 239
Carpenter, T. P., 309
Carper, R., 241
Carr, D., 539, 660, 661
Carr, J., 53
Carrano, J., 415
Carriger, M. S., 170
Carroll, D., 450
Carroll, J. B., 309
Carroll, J. E., 437
Carroll, J. S., 469
Carroll, M. A., 95
Carskadon, L. L., 368
Carskadon, M. A., 368
Carstensen, L. L., 605, 614, 615, 616, 620
Carter, C. S., 505
Carter, J., 110
Cartin, A., 100
Caruso, D. R., 313
Carvajal, S. C., 372
Carver, C. S., 515
Carver, K., 420
Carver, P. R., 344, 376
CASA, 26
Casalis, S., 308
Casas, J. F., 270, 341
Casasola, M., 165
Casavant, M. J., 364
Case, R., 20, 162, 233, 295, 301, 302
Caserta, M. S., 608, 610, 622, 623, 660, 663
Casey, B. J., 217
Casey, M. B., 391
Casey, R. J., 264
Cashon, C. H., 156, 158
Casper, L. M., 351
Caspi, A., 12, 36, 37, 70, 73, 191, 193, 221, 370, 482, 524, 542
Cassia, V. M., 145
Cassidy, J., 200, 474
Castel, A. D., 597
Castillo, E. M., 364
Catalano, R., 51
Cate, R. A., 538
Caton, D., 101
Cauffman, E., 279, 280
Cauley, J. A., 513
Causey, K., 23
Cavadini, C., 372
Cavell, T. A., 333
Ceci, S. J., 220, 312, 314, 355, 389
Ceda, G. P., 433
Center for Communication and Social Policy, 271
Center for Hearing and Communication, 503
Center to Advance Palliative Care, 651
Centers for Disease Control and Prevention, 54, 131, 221, 377, 378, 441, 444, 447, 582, 588, 650, 651
Centers for Medicare and Medicaid Services, 588
Cerella, J., 520, 521
Cernoch, J. M., 112
Cevenini, E., 432, 566
CFAH (Center for Advancement of Health), 663
Chakravarty, E. F., 577
Chalabaev, A., 296
Chamberlain, P., 424
Chambers, P., 58
Champion, T. B., 314, 317
Chan, A., 249
Chan, L. K. S., 333
Chan, R. W., 492
Chan, S. M., 281
Chance, G., 146
Chandler, M. J., 306, 405
Chandola, T., 449
Chandra, A., 375, 377
Chandra, R. K., 92, 374
Chang, E., 624
Chang, F., 250
Chang, L., 259
Chang, R. W., 581
Chang, S., 291
Chao, R. K., 281, 393, 527
Chapin, R., 617
Chapman, R. S., 175
Charles, S. T., 611, 614, 616
Charman, T., 167
Charman, W. N., 502
Charness, N., 521, 524
Charpak, N., 103
Chase-Lansdale, P. L., 66, 171
Chasiotis, A., 32
Chater, N., 174
Chatters, L. M., 612
Chauhan, G. S., 277
Chavajay, P., 167, 306, 314
Chavira, V., 406
Chawarska, K., 241
Chazan-Cohen, R., 173
Cheadle, J. E., 61, 489
Cheah, C. S. L., 281
Cheatham, C. L., 127
Checkley, W., 220
Chen, E. S. L., 276
Chen, F. S., 197
Chen, H., 392, 415
Chen, J. J., 63, 354, 393
Chen, L.-C., 138
Chen, R., 455
Chen, S.-F., 643
Chen, T. J., 367
Chen, V., 281
Chen, X., 193, 194, 195, 262, 281, 466, 467
Chen, Y., 480, 595
Chen, Y.-C., 90
Chen, Y.-J., 90
Chen, Z., 157
Cherlin, A. J., 490
Cherlin, E. J., 665
Chess, S., 190, 194
Chesterson, J., 587
Cheung, F. M., 555
Cheung, K. M., 240
Chhin, C. S., 457
Chi, M. T. H., 453
Chiang, W.-C., 160
Chiarello, E., 165
Child Trends, 95, 378
Children's Defense Fund, 172
Childs, C. P., 24
Chin, T., 61
Chinn, C. A., 385
Chitty, L. S., 56*n*
Choi, J., 390, 433
Choi, N., 541
Choi, S., 166, 178
Chomsky, C., 316
Chomsky, N., 174
Chomtho, S., 131
Choudhury, S., 367
Chouinard, M. M., 232, 251
Chrisler, J. C., 508
Christ, A. E., 662
Christ, G. H., 662
Christakis, D. A., 159
Christakis, N. A., 623
Christakos, A., 418
Christensen, A.-D., 536
Christenson, S. L., 396
Christian, M. S., 87
Christiansen, M. H., 174
Christie, C. A., 396
Christophe, A., 134
Chu, J., 569
Chudley, A. E., 89
Chumlea, W. C., 366*n*, 367
Chung, H. L., 425
Church, E., 490
CIA (Central Intelligence Agency), 412
Ciarrochi, J., 392
Cibelli, C., 206
Cicchetti, D., 283, 331
Cici-Gokaltun, A., 553
Cicirelli, V. G., 552, 645
Cillessen, A. H. N., 339, 341, 342, 343
Cipriano, E. A., 194, 280
Clapp, J. F., III, 92
Clark, C. A., 101
Clark, E. V., 251
Clark, P. A., 363, 366, 366*n*
Clark, R., 187
Clarke, B. L., 504
Clarke, L. H., 622
Clarke, P., 573
Clarke-Stewart, K. A., 263, 348, 490
Clarkson, T. W., 90
Claxton, A., 482, 606
Claxton, L. J., 140
Claxton, S. J., 240
Clay, R. A., 394
Clearfield, M. W., 136, 274
Cleary, T. J., 307
Clegg, L. X., 510
Cleland, J. W., 109
Clements, D. H., 243, 247
Cleveland, E. S., 238
Clifford, C., 649
Clifton, R. K., 140
Clinchy, B. M., 451
Clingempeel, W. G., 425, 491
Clipp, E. C., 618
Coats, A. H., 616
Coatsworth, J. D., 405
Cobb, C. D., 321
Coffino, B., 7
Cohan, C. L., 488
Cohen, J., 656
Cohen, L. B., 155, 156, 158, 161, 165, 166
Cohen, M., 37, 353
Cohen, O., 543, 544
Cohen, P., 404, 466
Cohen, R., 346
Cohen-Bendahan, C. C. C., 274
Cohen-Mansfield, J., 585
Cohen-Shalev, A., 524
Cohler, B. J., 621
Cohn, D., 489
Coie, J. D., 269, 270, 340, 341
Coke, M. M., 612
Coker, A. D., 526
Colby, A., 407
Colcombe, S. J., 568, 578
Coldwell, J., 26
Cole, A., 581
Cole, D. A., 334
Cole, E., 423
Cole, E. R., 13, 533
Cole, M., 201, 384
Cole, P., 308
Cole, P. M., 190, 259
Cole, R., 173
Colella, A., 493
Coleman, M., 350, 490, 491
Coleman, P. D., 568
Coleman, P. G., 608
Coleman, S. M., 266
Coles, C. D., 87, 88, 89
Coles, L., 567
Coley, R. L., 351, 374
Collaer, M. L., 390
Collier, V. P., 318
Collings, P., 574
Collins, N. L., 474
Collins, W. A., 345, 370, 396, 415, 416, 417, 420, 421, 476
Collins, W. K., 392, 416
Colman, A. D., 115
Colman, L. L., 115
Colman, R. A., 259
Colom, R., 302
Colombo, J., 163, 170
Colombo, M., 135
Colonnesi, C., 157
Colson, E. R., 110
Colwell, M. J., 227
Commission on Adolescent Suicide Prevention, 423
Commission on Children at Risk, 354
Committee on Injury, Violence, and Poison Protection, 222
Compton, J. I., 526
Comstock, G., 271
Comstock, R. D., 364
Comunian, A. L., 410, 411
Conboy, B. T., 317
Conchas, G. Q., 394
Conde-Agudelo, A., 103
Conejero-Goldberg, C., 584
Conger, K. J., 346
Conger, R. D., 61, 62, 64, 370, 391, 474
Conley, C. S., 403
Conley, D. B., 570
Conlon, E., 242
Connell, J. P., 334
Connell, M. W., 312
Conner, D. B., 234
Connidis, I. A., 622, 623, 624
Connolly, J., 419, 420
Connolly, J. A., 227
Connolly, K. J., 225
Connor, E., 512
Connor, L. T., 594
Conrad, K., 22
Conway, C. C., 422
Conway, L., 344
Conway, M. A., 593
Conwell, Y., 612, 613
Cook, C. R., 342
Cook, K. J., 483
Cooke, L. P., 480, 481
Cooney, T. M., 478, 533
Cooper, C., 363, 504, 627
Cooper, H., 331
Cooper, R., 315
Cooper, R. P., 103, 113
Cooper, Z., 442
Copello, A. G., 381
Copen, C. E., 377
Coplan, R. J., 192, 261, 262, 280, 296, 343
Coppage, D. J., 165
Copple, C., 172*n*, 247*n*, 319*n*
Coppotelli, H., 341
Corbett, D., 126

Corboz-Warnery, A., 485
Corenblum, B., 338
Corey-Bloom, J., 583
Cornelius, S. W., 524
Cornish, A. M., 186
Cornwell, A. C., 110
Corr, C. A., 644, 647, 660
Corr, D. M., 644, 647, 660
Correa-Chávez, M., 167
Cortina, K. S., 541
Costa, N. M., 352
Costa, P. T., Jr., 537, 542, 542*n*
Costello, J., 651
Costigan, C. L., 33
Côté, J. E., 297, 402, 404, 454, 464, 465, 467
Côté, S. M., 269, 270, 339
Cotter, V. T., 436, 571
Cottle, C. C., 426
Coudé, G., 136
Coudin, G., 574, 610
Coulton, C. J., 25, 282
Courage, M. L., 135, 161, 165, 247
Courchesne, E., 241
Coursolle, K. M., 630
Couturier, J. L., 373
Covington, C. Y., 87
Cowan, C. P., 341, 416, 484, 485
Cowan, N., 162
Cowan, P. A., 263, 341, 416, 484, 485
Cox, E., 526
Cox, G., 650
Cox, K. S., 65
Cox, M., 224
Cox, M. J., 204
Cox, S. M., 200
Cox, V., 230
Coy, K., 370
Coyl, D. D., 201, 202
Coyle, N., 539
Coyne, S. M., 204, 271
Craft, S., 585
Crago, M. B., 314, 316
Craig, C. M., 106
Craig, W. M., 30
Craighero, L., 136
Craigie, T. A., 491
Craik, F. I. M., 520, 591
Crain, W., 17
Crair, M. **C.,** 125
Cramer, R. E., 472
Cramond, B., 542
Crane, D. R., 415
Cratty, B. J., 223*n*, 296
Craven, R. G., 257, 331
Crawford, N., 344
Crawford, S., 504, 506
Crawley, L., 650
Crawley-Davis, A. M., 159
Creasey, G. L., 227, 474
Cresswell, J., 395
Crick, N. R., 270, 271, 339, 340, 341, 424
Crimmins, E. M., 576, 577, 618
Criss, M. M., 346
Critser, G., 440
Crockenberg, S., 25, 189
Crocker, J., 331
Crocker, N. A., 88, 89
Crockett, L. J., 374, 415
Croker, R., 12, 607
Crone, E. A., 387
Cronk, C., 176
Crosno, R., 320
Crosnoe, R., 396
Cross, D. R., 234
Cross, S., 538
Crossley, M., 520
Crouch, J. L., 282
Crouter, A. C., 344, 345, 346, 351, 414, 415, 416, 473, 479, 494
Crowley, K., 571
Crowson, M., 241
Crowther, M. R., 609
Cruess, L., 237
Cruttenden, L., 156
Cruz, L. A., 570
Cruza-Guet, M. C., 456
Crystal, D. S., 339, 410, 411
Csibra, G., 155, 176
Csikszentmihalyi, M., 319, 540, 595
Cuevas, K., 156, 164
Cuijpers, P., 381
Culang, M. E., 38, 537
Culbertson, F. M., 422
Cullen, M. R., 556
Cumberland, P. M., 293
Cumming, E., 614
Cummings, E. M., 35, 60, 196
Cundiff, J. M., 513
Cunningham, A. E., 316
Curby, T. W., 263
Curlin, F. A., 655, 659
Curnow, C., 436
Currie, C., 371
Currie, D. H., 482
Currie, J., 246
Curtin, S. C., 378
Curtiss, K., 610
Cutchin, M. P., 619
Cutler, A., 142
Cutler, L. J., 619
Cutler, R. G., 433
Cutler, S. J., 631, 632
Cutrona, C. E., 380
Cutter, W. J., 53
Cvencek, D., 343
Cyr, M., 421

D

Daatland, S. O., 622
Dabrowska, E., 249
Dack, L. A., 239
Daddis, C., 409
Dadds, M. R., 128
Dadson, M. J., 372
Daher, M., 511
Dahl, A., 596
Dahl, R. E., 368
Dahlberg, L. L., 424
Dale, J., 648
Dale, P., 177
Dal Santo, J. A., 222
Daltabuit, M., 109
Daly, C. A., 475
Damashek, A., 222
Damhuis, I., 335
Damjanovic, A. M., 433
Damon, W., 262, 330, 333, 340, 402, 414
Dane, E., 454
Daniel, D. B., 383
Daniell, W. E., 503
Daniels, E., 296
Daniels, P., 95
Daniels, T., 343
Danielsen, K. V., 292
Dannemiller, J. L., 145
Danner, F., 465
Dapretto, M., 177
Dark-Freudeman, A., 597
Darling, N. E., 279
Darling-Hammond, L., 319, 321, 324
Darlington, R., 245
Darroch, J. E., 375
Darwin, C., 14
Das, A., 625
Daubenmier, J., 433
D'Augelli, A. R., 376, 377, 422
Davalos, M., 260
Davey, A., 549
David, K. M., 191
Davidov, M., 336
Davidson, R. J., 125, 193
Davies, B., 662
Davies, E., 662
Davies, J., 276
Davies, P. T., 60
Davis, J., 374
Davis, K. F., 108, 128
Davis, M. H., 473
Davis, O. S. P., 69
Davison, K. K., 220
Davison, M. L., 389
Dawley, K., 94
Dawson, G., 410
Dawson, T. L., 409
Ddungu, H., 653
Deák, G. O., 228, 249
Dean, D., 385
Dean, M., 355
DeAngeleo, L., 466
Dearing, E., 63, 351
Deary, I. J., 131, 309, 310, 520, 596
Deater-Deckard, K., 11, 70, 194, 266
Debats, D. L., 611
Debes, F., 90
Deblinger, E., 352
DeBoer, T., 123
de Bruyn, E. H., 343, 391, 392
Debus, R., 331
de Calignon, A., 584
DeCasper, A. J., 85, 113
Dechanet, C., 444
Deci, E. L., 476
de Frias, C. M., 9, 593
Degner, J., 338
De Goede, I. H. A., 417
de Haan, M., 122, 124, 126, 141, 163, 164, 217, 218, 450
DeHart, G., 493
Deissinger, T., 459
Deitchman, J., 526
deJong, A., 578
Dekker, M. C., 421
DeKosky, S. T., 577
Deković, M., 59, 269, 370, 392, 415
De la Fuente, M., 433
DeLamater, J., 509, 579
de la Ossa, J. L., 237
De Leon, J. M., 548
de Lima, C., 443
De Lisi, R., 316
Dell, G. S., 250
Dell, M. L., 608
DeLoache, J. S., 158, 159, 207, 227, 228
Delobel-Ayoub, M., 101
DelVecchio, W. E., 193
De Marco, A. C., 479
DeMaris, A., 490
Dembo, M. H., 417
Demetriou, A., 20, 302, 384, 386
Demiray, B., 593
Demo, D. H., 347
Dempster-McClain, D., 527
DeNavas-Walt, C., 61
Dengel, D. R., 578
Denham, S. A., 258, 313
Denissen, J. J. A., 331
Denmark, F. L., 516
Dennerstein, L., 509
Denney, N. W., 524
Dennis, T., 87
Dennis, W., 138
Dennison, E. M., 363
Dent, A., 661
Denton, K., 412
Denton, N. A., 32, 33
Deocampo, J. A., 159
DePaulo, B. M., 487
Deprest, J. A., 56
Der, G., 131, 520
deRegnier, R.-A., 95, 123
de Rivera, J., 260
DeRoche, K., 50
Derom, C., 218
DeRose, L. M., 368, 369
DeRosier, M. E., 343
de Rosnay, M., 188, 240
Derwinger, A., 522
De Rycke, L., 331
de Schonen, S., 145
Désert, M., 343
Desmarais, S., 274
DeSouza, A., 193, 195
De Souza, E., 53
Desrochers, S., 20
Dessel, A., 354
de St. Aubin, E., 533
Deutsch, N. L., 526
DeVaney, S. A., 630
Deveson, A., 625
Devi, N. P. G., 91
de Villiers, J. G., 249
de Villiers, P. A., 249
De Vito, G., 504
DeVoe, M., 605
DeVos, J., 155
de Vries, B., 476
DeVries, R., 319
Dew, J., 485
de Waal, F. B. M., 273
de Weerd, A. W., 109
de Weerth, C., 93, 131
De Wolff, M. S., 199
Dey, J. G., 493
Diamond, A., 73, 156, 218, 237, 248
Diamond, L. M., 376, 421, 477, 480, 481*n*, 482, 620
Dias, M. G., 383
Diaz-Rossello, J., 103
DiBiase, A.-M., 426
Dick, D. M., 370, 381
Dick, F., 175
Dickinson, D. K., 242
Dick-Read, G., 99
Dickson, R. A., 593
Dickstein, M., 13
DiDonato, M. D., 276
Diehl, M., 539, 606, 631
Diener, E., 541
Diener, R. M., 87
Diepvens, K., 440
Dietz, B. E., 614
Dietz, E. L., 419
Dijkstra, P., 482
DiLalla, L. F., 244
Dildy, G. A., 93
Dillon, M., 535, 608, 609
Dilworth-Anderson, P., 551, 609
Dimitrov, D. M., 379
Dimond, M. F., 608, 610
Ding, Z. Y., 291
Dingel, A., 165
DiPietro, J. A., 84
Dirix, C. E. H., 85

Dirks, J., 314
Dishion, T. J., 35
DiTommaso, E., 478
Dittus, P., 374
Dix, T., 193, 208
Dixon, R. A., 9, 521, 590, 593, 596
Dixon, W. E., Jr., 177
Djahanbakhch, O., 438
Dodd, V. L., 103
Dodge, K. A., 267, 269, 270, 341
Dodge, T., 374
Dodman, N., 100
D'Odorico, L., 178
Dodson, T. A., 458
Doherty, W. J., 484
Dohnt, H., 332
Doka, K. J., 660, 662
Dolan, D. C., 610
Dolbin-MacNab, M. L., 548
Dolensky, E., 340, 417
Dombrowski, S. C., 101
Domellöf, E., 217
Domitrovich, C. E., 237, 333
Donaldson, G., 518
Donatelle, R. J., 372, 443, 444, 450, 475*n*
Dondi, M., 109
Done, D. J., 587
Dong, W., 333
Donini, L. M., 577
Donnan, G., 585
Donnellan, M. B., 61, 62, 331, 333, 465, 474, 608
Donnelly, R., 403
Donnelly, T. M., 411, 413
D'Onofrio, B. M., 348
Dorius, C., 347, 348
Dorn, L. D., 362, 370
Dornbusch, S. M., 350
Dörner, J., 595
Dorris, M., 88
Doss, B. D., 484
Double, E. B., 89
Douglas, A. J., 115
Doussard-Roosevelt, J. A., 521
Dowd, M. D., 665
Dowling, E. M., 412
Downing, J. E., 322
Downs, A. C., 369
Downs, R. M., 300
Doydum, A. O., 238
Doyle, A. B., 227, 337
Dozier, M., 201
Drabman, R. S., 292
Drayton, S., 240
Dreher, G. F., 493
Drell, M. J., 296
Dreman, S., 543, 544
Drewnowski, A., 570
Drick, C. A., 641
Driscoll, K. A., 422
Driscoll, M. C., 50
Driver, J., 482, 484
Drotar, D., 294
Dubé, E. M., 376
Dube, M., 617
DuBois, D. L., 331, 403
Dubois, M.-F., 39, 40
Duckworth, A. L., 315
Dudani, A., 222
Duffy, R. D., 456
Duggan, A., 283
Dumas, J. A., 591
Dumbrigue, C., 455
Duncan, G. J., 61, 237, 243
Duncan, L. E., 533
Duncan, S. R., 110
Dundek, L. H., 99
Dunham, Y., 338
Dunkle, R. E., 621
Dunlop, D. D., 581
Dunlosky, J., 522, 523
Dunn, J. R., 26, 63, 204, 205, 208, 258, 259, 264, 345, 348, 350
Dunn, M. J., 57
Dunne, E. J., 661
Dunne-Bryant, A., 347
Dunne-Maxim, K., 661
Dunsmore, J., 258
Duprere, V., 425
Durbin, D. L., 419
Durham, M., 244
Durkin, K., 241
Durlak, J. A., 351
Durston, S., 22, 217
Dusek, J. B., 414
Duszak, R. S., 90
Dutta, A., 432
Dutton, D. G., 482
Duxbury, L. E., 494, 495
Dweck, C. S., 197, 333, 338, 339
Dykiert, D., 520
Dykstra, P. A., 489, 624
Dynarski, M., 63
Dzurova, D., 53

E

Eagly, A. H., 472, 555
Eaker, E. D., 513, 514
Early Head Start National Resource Center, 173
Easterbrooks, M. A., 206
Easterly, S., 492
Eastwick, P. W., 472
Eaton, D. K., 420
Eaton, M. M., 333
Eaves, L., 366
Ebeling, K. S., 230
Ebner, N. C., 590
Eccles, J. S., 296, 320, 331, 332, 343, 369, 370, 391, 392, 393, 395, 397, 404, 413, 455, 466, 468, 468*n*
Eckenrode, J. J., 379, 418
Economic Policy Institute, 325
Eddy, K. T., 373
Eder, R. A., 256
Edmunds, L., 313
Edwards, A., 188, 265, 270
Edwards, B. A., 571
Edwards, C. P., 273
Edwards, L. J., 109
Edwards, O. W., 312, 314
Effros, R. B., 433
Efstathiou, N., 649
Egan, K. A., 643
Egan, S. K., 344, 376
Egeland, B., 198, 201, 354, 374, 396
Eggebeen, D. J., 485, 543, 545
Eggum, N. D., 265, 270
Egozi, G., 390
Ehrensaft, M. K., 482
Ehri, L. C., 225, 242
Eichstedt, J. A., 273
Eidelman, A. I., 48
Eiden, R. D., 87
Einspieler, C., 83
Einstein, G. O., 577, 593
Eisen, M., 330
Eisenberg, N., 189, 191, 193, 259, 260, 261, 265, 270, 353, 415
Eisenberg-Berg, N., 265
Eiser, C., 355
Ekerdt, D. J., 617
Ekman, P., 185
Ekstrom, B., 508
Elavsky, S., 506, 516
Elbert-Avila, K. I., 655
Elder, G. H., Jr., 5, 12, 36, 64, 320, 370, 391, 396
Elfenbein, D. S., 378
Eliakim, A., 293
Elias, C. L., 227
Eliason, G., 645, 646
Eliasson, M., 442
Elicker, J., 206
Elischberger, H. B., 237
Elkind, D., 386, 387
Elliott, D. B., 621
Elliott, J. G., 352
Ellis, A. E., 166
Ellis, B. J., 367
Ellis, D. A., 503
Ellis, L., 457
Ellis, L. A., 257
Ellis, W. E., 340
Ellison, C. G., 610
Ellison, N., 446
Elman, J. L., 174
Else-Quest, N. M., 189, 193, 209, 245, 273
El-Sheikh, M., 35
Eltzschig, H. K., 101
Eluvathingal, T. J., 127
Elwert, F., 623
Ely, R., 317
Emde, R. N., 190
Emery, R. E., 348, 371, 482
Emmerson, N. A., 263
Emory, E. K., 101
Endestad, T., 355
Engels, R. C. M. E., 411
Englund, M. E., 206, 396
Engstrom, R., 519
Enguidanos, S. M., 589
Ennemoser, M., 246, 247
Ensor, R., 239, 240, 259
Entringer, S., 93
Entwisle, D. R., 396
Epel, E. S., 432, 433
Eppler, M. A., 147
Epstein, L. H., 293
Epstein, R., 128
Erath, S. A., 266
Erdogan, B., 494
Erickson, J. D., 87
Erickson, K. I., 443, 522, 578
Erickson, M. F., 354
Erikson, E. H., 16, 184, 256, 330, 402, 533, 604, 605
Ernst, M., 74, 367
Erol, R. Y., 402
Ertekin-Tanner, N., 584
Ertel, K. A., 438
Escrivao, M. A., 436
ESPAD (European School Project on Alcohol and Other Drugs), 381
Espelage, D. L., 377
Espinoza, G., 418
Espnes, G. A., 331
Esposito-Smythers, C., 422
Espy, K. A., 88, 244
Esser, G., 106
Essex, M. J., 367
Estep, K., 259
Esterberg, K. G., 527
Estourgie-van Burk, G. F., 130
Ethier, N., 472
Etnier, J. L., 443
Evanoo, G., 111*n*
Evans, A. M., 290
Evans, C. B., 66
Evans, D. E., 191
Evans, E., 422
Evans, G. W., 303
Evans, M. E., 281
Evans, N., 174
Even-Zohar, A., 626
Evert, J., 567
Ewald, H. A. S., 510
Ewald, P. W., 510
Ezzati, M., 438

F

Fabes, R. A., 258, 259, 265, 274, 276
Fabiani, M., 568
Fabricius, W. V., 306
Fagan, J. F., III, 163, 170
Fagard, J., 140
Fagot, B. I., 270, 274, 277
Fagundes, C. P., 437, 481*n*, 482, 620
Fahrmeier, E. D., 301
Fairburn, C. G., 373, 442
Faircloth, B. S., 393
Faith, M. S., 291
Falagas, M. E., 221
Falbo, T., 331, 346
Falk, D., 124
Family Caregiver Alliance, 551
Fanslow, C. A., 649
Fantoni, G., 611
Fantuzzo, J. W., 320
Fantz, R. L., 144
Farah, M. J., 303
Faraone, S. V., 70, 305
Farley, F., 388
Farmer, T. W., 339
Farr, M. J., 453
Farr, R. J., 492
Farran, C. J., 551
Farrant, K., 238
Farrar, M. J., 239
Farrington, D. P., 362, 423, 424, 425
Farris, J. R., 486
Farroni, T., 145
Farver, J. M., 28, 262
Fashola, O. S., 455
Fasolo, M., 178
Fassinger, R. E., 475
Fath, A., 352
Fattibene, P., 90
Fauce, S. R., 433
Faulkner, J. A., 437
Fauth, R. C., 62
Favreau, O. E., 343
Fearnow, M. D., 336
Fearon, R. M. P., 199, 200, 201, 206
Featherman, D. L., 614
Federal Interagency Forum on Aging Related Statistics, 618
Federal Interagency Forum on Child and Family Statistics, 244, 347
Federico, A., 251
Federico, M. J., 293
Feeney, J. A., 474, 484
Fegley, S., 411
Fehr, B., 473, 474
Feigelman, W., 423
Feigenbaum, P., 110
Feil, R., 51
Fein, G. G., 261, 262*n*
Feinberg, M. E., 346, 416
Feinsilver, S. H., 571
Feldkámper, M., 293
Feldman, A. F., 396
Feldman, D. C., 553, 629

Feldman, D. H., 31
Feldman, J. F., 163
Feldman, P. J., 64
Feldman, R., 34, 48, 102, 103, 105, 109, 115, 186, 189, 194, 202, 485
Feldman, R. S., 455
Felice, M. E., 378
Felicio, D. M., 516
Felner, R. D., 392
Felsman, D. E., 405
Feng, J., 390
Feng, Q., 87
Fenson, L., 177
Fenwick, K. D., 146
Feret, A., 569
Ferguson, L. R., 442
Ferguson, T. J., 335
Fergusson, D. M., 131
Fernald, A., 177, 178
Fernald, L. C., 132
Fernyhough, C., 23, 234
Ferrari, P. F., 135, 136
Ferraro, K. F., 577
Ferry, A. L., 166
Fesseha, G., 353
Fiano, K., 101
Ficca, G., 128
Fickling, D., 657
Field, D., 606, 608, 625
Field, T., 92, 103, 186, 260
Fielding, R. A., 572
Fiese, B. H., 26, 200, 291, 372
Fifer, W. P., 108, 113
Figner, B., 387
Figueroa, Z., 103
Finch, B. R., 438
Fincham, F. D., 482
Finchum, T., 615
Findlay, L. C., 296
Findsen, B., 599
Fine, A., 476
Fine, M. A., 280, 347
Finger, B., 201
Fingerman, K. L., 479, 545, 547, 548, 549, 616, 626, 627
Finkel, D., 520
Finkel, E. J., 446
Finkelhor, D., 354, 374, 418
Finkelstein, E. A., 441
Finkelstein, L. M., 493
Finn, J. D., 318
Finucane, M. L., 594
Fiori, K. L., 541, 575, 620, 621, 625
Fireman, G., 335
Fisch, H., 438
Fischer, K. W., 20, 186, 189, 260, 301, 302
Fischman, M. G., 225
Fish, M., 198
Fishbein, M., 394
Fisher, C. B., 40
Fisher, D. M., 107, 107*n*
Fisher, J. A., 219
Fisher, J. O., 220, 440
Fisher, P. A., 122, 178
Fisher, S. E., 74
Fisher, S. K., 492
Fisk, A. D., 574
Fite, P. J., 267
Fitzgerald, L. F., 380
Fitzpatrick, J., 473
Fivaz-Depeursinge, E., 485
Fivush, R., 238, 258, 274
Flanagan, C. A., 410, 413
Flannery, D. J., 387, 423, 425
Flannery, K. A., 218
Flavell, E. R., 228, 239, 240, 335
Flavell, J. H., 228, 239, 240, 258, 303, 335
Flegal, K. M., 439, 441
Fleischman, D. A., 591
Fleming, J. I., 657
Fletcher, A. C., 279, 296, 340
Flick, L., 92
Floccia, C., 134
Flom, R., 135, 146, 176
Flood, D. G., 568
Flood, M., 608
Flor, D. L., 281
Florian, V., 643, 645
Florsheim, P., 378, 380
Flynn, E., 239
Flynn, J. R., 312, 314, 520
Foehr, U. G., 246, 247, 271, 374, 389, 394, 418
Foerde, K., 394
Fogel, A., 185, 189
Foley, K. P., 26
Fomon, S. J., 121
Fonagy, P., 201
Fonda, S. J., 618
Fong, T. G., 588
Fontana, L., 505
Fontayne, P., 296
Forcier, M., 421
Forgatch, M. S., 353
Forman, D. R., 186, 187, 265
Forry, N. D., 481
Forssell, S. L., 492
Forste, R., 490
Fortenberry, J. D., 375
Foster, J. A., 440
Foster, M. A., 244
Fowler, C., 552
Fowler, F., 279
Fowler, J. W., 608
Fox, C. L., 342
Fox, N. A., 125, 144, 185, 189, 192
Fraley, R. C., 201
Franchak, J. M., 207
Frank, D. A., 87
Frank, R., 438
Frankel, C. B., 185
Frankenburg, E., 321
Franklin, B. A., 578
Franklin, S., 384
Franklin, V. P., 321
Franko, D. L., 371
Franks, B. A., 383
Franz, C., 260
Frazier, L. D., 502, 523, 538, 575, 594, 607
Frederickson, B. L., 616
Fredricks, J. A., 296, 332, 397
Freedman, J., 103
Freedman, M., 13
Freedman-Doan, C., 391, 392
Freeman, D., 362
Freeman, E. C., 465
Freeman, G. P., 535
Freeman, H., 201, 202
Freeman, L., 653
Freiman, A., 444
Freitag, C. M., 304
Freitas, A. A., 433
French, D. C., 262
French, L. A., 299
French, S. E., 391, 392
Freud, S., 15, 184
Freund, A. M., 9, 537, 590, 607, 608, 632
Freund, G. G., 442
Frey, A., 425
Frick, P. J., 270
Fried, L. P., 580
Friederici, A. D., 175
Friedman, C., 581
Friedman, C. K., 274
Friedman, E. M., 437
Friedman, M. C., 597
Friedman, S. L., 162, 236, 237
Friedrich, M., 175
Friend, J., 422
Fries, J. F., 576
Friesen, W., 185
Frigon, J.-Y., 367
Frith, L., 55
Frith, U., 241
Fritsch, M., 412
Fromholt, P., 606
Frost, J. J., 375
Fruhauf, C. A., 626
Fry, C. L., 540, 576
Fry, P. S., 611, 623, 645
Fryer, S. L., 88, 89
Fryling, T., 628
Fu, G., 337
Fuchs, D., 322
Fuchs, L. S., 322
Fugelsang, J., 520
Fuh, M.-H., 508
Fukumoto, A., 264
Fukunaga, A., 570
Fuligni, A. J., 32, 33
Fuligni, A. S., 170
Fuller, C., 219
Fuller, D., 411
Fuller, M. J., 369
Fuller-Iglesias, H., 477
Fuller-Thomson, E., 548
Fullerton, J. T., 100
Fulmer, T., 627
Fülöp, T., 437, 571
Fung, H. H., 257, 616
Furchtgott-Roth, D., 493
Furman, W., 37, 345, 420, 421
Furnham, A., 472
Furrow, J. L., 412
Furstenberg, F. F., Jr., 380, 471, 478, 479
Fuson, K. C., 308, 309
Fussell, E., 479, 488
Fuster, J. J., 433
Fuster, V., 640
Fyfe, M., 653

G

Gabbay, S. G., 621
Gabriel, Z., 617
Gagne, J.-P., 570
Gailliot, M. T., 646
Gaines, J., 221
Galambos, N. L., 351, 414, 467, 481
Galetta, F., 571
Galinsky, E., 26, 202, 203, 345, 351
Gallagher, A. M., 389
Gallagher, L., 48
Gallagher, S. J., 465
Gallant, M. P., 626
Gallaway, C., 251
Gallay, L. S., 410
Galler, J. R., 132
Gallo, L. C., 514
Gallo, W. T., 556
Galloway, J. C., 138, 140
Gallup, G. G., 207
Gallup News Service, 412, 608, 609
Ganchrow, J. R., 134
Ganea, P. A., 157, 158
Ganger, J., 177
Ganji, V., 220
Gannon, L., 508
Ganong, L. H., 347, 350, 487, 490, 491
Gans, D., 549, 550
Gao, G., 475
Garber, J., 187
Garces, E., 246
Garcia, A., 159
Garcia, M. M., 270
Garcia-Bournissen, F., 87
García Coll, C., 33, 204, 406
Gardner, H. E., 31, 311, 312, 312*n*, 323
Gardner, J. P., 433
Gardner-Kitt, D. L., 406
Garner, P. W., 29, 188, 259, 336
Garrido-Nag, K., 174
Gartstein, M. A., 189, 191
Gascón, S., 554
Gasden, V., 491
Gaskill, R. L., 353
Gaskins, S., 236, 262
Gassen, N. S., 488
Gates, G. J., 447, 492
Gathercole, S. E., 237, 302, 303
Gathercole, V., 249
Gatz, M., 611
Gauthier, A. H., 488
Gauvain, M., 237, 300, 303, 304
Gavrilov, L. A., 505
Gavrilova, N. S., 505
Gazelle, H., 341
Gazzaley, A., 521
Ge, X., 369, 370, 371, 375
Geangu, E., 109
Geary, D. C., 22, 243, 389
Gee, C. B., 380
Geerts, C. C., 88
Geil, M., 452
Geist, C., 480
Gelman, R., 230
Gelman, S. A., 177, 178, 230, 231, 243, 275, 275*n*, 344
Gendler, M. N., 188
Genesee, F., 317
Gentile, B., 465
Gentile, D. A., 271
George, S. A., 506
Georgsdottir, A., 323
Gerardi-Caulton, G., 193
Gerber, S. B., 318
Gerdes, A. C., 343
Gere, J., 481*n*
Gergely, G., 185
Gergen, K. J., 607
Gergen, M., 607
Gerhard, A., 473
Gershoff, E. T., 266, 267, 270
Gershoff-Stowe, L., 248
Gerstorf, D., 597
Gervai, J., 200, 274, 277
Gesell, A., 14
Gest, S. D., 333
Getchell, N., 223*n*, 225, 295, 296, 364
Geuze, R. H., 144, 218
Gewirtz, A. H., 10, 353
Ghavami, N., 406
Ghim, H. R., 144
Giandrea, M. D., 629
Giarrusso, R., 552, 627
Gibbons, R., 46
Gibbs, B. G., 389
Gibbs, J. C., 265, 268, 409, 410, 411, 413, 414, 446
Gibride, K., 167
Gibson, E. J., 142, 147
Gibson, J. J., 147
Gibson, L., 583
Gibson, P. A., 548
Giedd, J. N., 367, 450

Gielen, U. P., 410, 411
Giguère, B., 479
Gil, J., 483
Giles, J. W., 273
Gill, M., 74
Gill, T. M., 570
Gillespie, D. C., 125
Gillet, J.-P., 57
Gillette, P., 161
Gillies, R. M., 320, 395
Gilligan, C. F., 409
Gilliom, M., 259
Gillum, R. F., 609
Gilstrap, L. L., 355
Ginsberg, S., 387
Ginsburg, A. P., 144
Ginsburg, H. P., 242, 243
Ginsburg, K. R., 298
Ginsburg-Block, M. D., 320
Giorgi, C., 218
Giovanelli, G., 113
Gissler, M., 88
Gitlin, L. N., 587
Giudice, S., 217
Giuliani, A., 101
Gladstone, I. M., 102
Glaser, R., 453
Glasgow, K. L., 392
Glasper, E. R., 115
Glass, N., 483
Gleason, J. B., 174
Gleitman, H., 249
Gleitman, L. R., 248, 249
Glover, V., 93
Glowinski, A. L., 421
Glück, J., 593
Gluckman, P. D., 97
Glymour, M. M., 438
Gnepp, J., 258
Go, A. S., 512, 512*n*
Goddard, S., 160
Godeau, E., 375
Goeke-Morey, M. C., 60
Goering, J., 63
Gogate, L. J., 146, 163
Gögele, M., 432
Goh, Y. I., 92
Goldberg, A., 419, 420
Goldberg, A. E., 484, 492
Goldberg, A. P., 578
Goldberg, E. Z., 643
Goldenberg, C., 33
Goldfield, B. A., 178
Goldhammer, F., 310
Goldin-Meadow, S., 176, 232
Goldschmidt, L., 88
Goldsmith, H. H., 177, 193
Goldsmith, L. T., 31
Goldsmith, T., 294
Goldsteen, M., 648
Goldstein, A. S., 62
Goldstein, M. H., 176
Goldstein, M. Z., 509
Goldstein, R., 556
Goldstein, S., 305
Goldstein, T. R., 422
Goldston, D. B., 423
Goldwyn, R., 201
Goleman, D., 313
Golinkoff, R. M., 127, 177, 242, 249
Golomb, C., 224
Golombok, S., 54, 492
Gomez-Perez, E., 303
Gomez-Smith, Z., 548
Göncü, A., 227, 256
Gonzales, N. A., 63
Gonzalez, A.-L., 279
Good, G. E., 527
Good, T. L., 343
Goode, J. D., 426
Goode, V., 426
Goodman, A., 86
Goodman, C. C., 548
Goodman, G. S., 355
Goodman, J., 177
Goodman, M., 259, 336
Goodnow, J. J., 23, 266
Goodvin, R., 185, 189, 256, 259
Goodwin, M. H., 276
Goodwin, P. Y., 551
Goodwin, R., 476
Goodyear-Brown, P., 352
Gooren, E. M. J. C., 341
Goossens, L., 404, 464
Gootman, J., 468, 468*n*
Gopher, D., 522
Gopnik, A., 21, 166, 178, 188, 231
Gordon, R. A., 66
Gore, S. A., 440
Gorelick, P. B., 585
Gormally, S., 112
Gorman, B. S., 423
Goronzy, J. J., 580
Gortmaker, S. L., 293
Gosselin, P. A., 570
Goswami, U., 230
Gothe, N., 516
Gott, M., 509, 651
Gottfredson, G. D., 456
Gottfredson, L. S., 455, 457
Gottfried, A. E., 25, 350
Gottfried, A. W., 25, 350
Gottlieb, G., 7, 70, 71, 73
Gottman, J. M., 483, 485, 489, 620
Gottman, J. S, 485
Goubet, N., 140
Gould, E., 115, 568
Gould, F., 283
Gould, J. L., 47
Graber, J. A., 271, 362, 363, 365, 366, 369, 370, 371, 421, 422
Grabowski, D. C., 611
Graham, J. A., 334
Graham, S., 27, 391
Graham, S. A., 248
Graham-Bermann, S. A., 283
Gralinski, J. H., 208, 209
Grall, T. S., 347
Granger, R. C., 351
Granier-Deferre, C., 85
Granillo, T., 372
Granot, T., 662
Granrud, C. E., 143
Grant, K., 204
Grantham-McGregor, S. M., 92, 132, 291
Graves, L. M., 495
Gray, K. A., 88
Gray, M. R., 278
Gray-Little, B., 332
Greek, A., 205
Green, F. L., 228, 239, 240, 335
Green, G. E., 111
Green, J. A., 109
Greenbaum, C. W., 194
Greenberg, M. T., 237
Greenberger, E., 61
Greendorfer, S. L., 225
Greene, A. D., 379
Greene, J. A., 452
Greene, K., 387
Greene, L., 374
Greene, M. F., 86
Greene, M. L., 406
Greene, S. M., 348
Greenfield, E. A., 541, 545
Greenfield, P. M., 24, 139, 301, 314, 418
Greenhill, L. L., 305
Greenough, W. T., 128
Greenwald, A. G., 343
Gregg, V., 411
Gregory, A., 392
Grela, B., 159
Greve, W., 23
Grieve, A. J., 170
Griffin, Z. M., 594
Griffiths, M., 643
Grigorenko, E. L., 313, 315
Grimby, A., 661
Grob, A., 464
Groisser, D. B., 303
Grolnick, W. S., 392
Gropman, A. L., 51
Grossbaum, M. F., 533
Grossman, A. H., 377, 621
Grossman, P. B., 333
Grossmann, K., 199, 202, 204
Grouzet, F. M. E., 391
Grover, T., 348
Gruber, H. E., 525
Gruendel, J., 65
Gruenewald, D. A., 640
Gruenewald, T. L., 576
Grühn, S., 453, 605
Grundy, E., 549, 626
Grusec, J. E., 265, 266, 268*n*, 336
Gualdi-Russo, E., 437
Guarnaccia, C. A., 653
Guedes, G., 503
Guerra, N. G., 27
Guglielmi, R. S., 318
Gugula, S., 274
Guignard, J.-H., 323
Guildner, S. H., 619
Guilford, J. P., 322
Guindon, S., 606
Guise, J. M., 101
Guiso, L., 389
Gülgöz, S., 593
Gulko, J., 343, 344
Gullone, E., 352
Gulotta, T. P., 11
Gunnar, M. R., 127
Gunnarsdottir, I., 131
Gunnoe, M. L., 267
Gunstad, J., 218
Guo, J., 276
Gure, A., 370
Gureje, O., 584
Gur-Yaish, N., 626
Gust, D. A., 221
Gustafson, G. E., 109, 111
Guterman, N. B., 282
Gutman, L. M., 173, 391, 392
Gutmann, D. L., 540
Gutteling, B. M., 93
Guttuso, T., Jr., 506
Gwiazda, J., 144

H

Haddock, G., 292
Haddow, J. L., 378
Haden, C. A., 237, 258
Haentjens, P., 513
Hafdahl, A. R., 332
Hagan, R. I., 274
Hagberg, B., 567
Hagberg, J. M., 578
Hagerman, R. J., 51
Hagestad, G. O., 489
Hagoort, P., 142
Hahn, E. R., 248
Hahn, H.-M., 129
Hahn, S., 56*n*, 522
Haidt, J., 411, 412
Haight, W. L., 168., 236
Haines, C. J., 508
Hainline, L., 113
Hainsworth, J., 576
Haith, M. M., 140
Hakman, M., 209
Hakuta, K., 317
Haladyna, T. M., 322
Halberstadt, A., 258
Hale, C. M., 239
Hale, S., 522
Hales, C. N., 130
Haley, W. E., 655, 665
Halfon, N., 65
Halford, G. S., 20, 21, 232, 233, 300, 301, 302
Halford, W. K., 485
Halgunseth, L. C., 281
Hall, C. B., 585
Hall, D. G., 248
Hall, G. S., 14, 362
Hall, J. A., 276
Hall, J. G., 47*n*, 48
Hall, K., 585
Hall, S. K., 624
Halle, T. G., 185
Haller, J., 132
Hallinan, M. T., 395
Halperin, J. M., 305
Halpern, C. T., 373
Halpern, D. F., 388, 389, 390, 485, 495, 555
Halpern-Felsher, B. L., 388
Haltzman, S., 489
Halverson, C. F., 277
Ham, M., 369
Hamberger, L. K., 483
Hamel, E., 247, 271
Hamer, D. H., 375
Hamilton, C., 198
Hamilton, H. A., 350
Hamilton, M. A., 396
Hamilton, S. F., 396
Hamm, J. V., 393
Hammer, L. B., 550, 551
Hammes, B., 86
Hammill, B. G., 546, 547
Hampl, J. S., 220
Hampton, A., 321, 395
Hampton, K. N., 552
Hamre, B. K., 320
Han, W.-J., 170, 203, 351, 485
Hancock, S., 445
Hane, A. A., 192
Hanioka, T., 217
Hanish, L. D., 274
Hankin, B. L., 418, 421
Hannon, E. E., 140, 141
Hannon, T. S., 291
Hans, S. L., 87, 200
Hansell, N. K., 303
Hansen, M., 368
Hansen, M. B., 248
Hansson, R. O., 660
Hao, L., 32, 33
Happaney, K., 282
Happé, F., 241
Harachi, T. W., 424
Harden, K., 367, 368
Hardin, C. A., 240, 306

Harding, C. G., 171
Hardy, J., 379
Hardy, M. A., 549, 550
Hardy, S. A., 405, 411, 412
Hare, B., 174
Harkness, S., 114, 128
Harlan, E. T., 193, 208
Harlan, S. L., 66
Harley, B., 317
Harley, K., 165
Harlow, H. F., 196
Harman, S. M., 433
Harold, R. D., 343
Harris, B. A., 472
Harris, C. J., 21
Harris, G., 112
Harris, J. R., 550
Harris, K. L., 480
Harris, K. M., 380
Harris, M. J., 194
Harris, P. L., 383, 642
Harris, R. C., 191
Harris, S., 23, 234
Harris, Y. R., 334
Harris Interactive, 656, 658
Harrison, P. J., 373
Harrop, A., 276
Hart, B., 170, 250
Hart, C., 291
Hart, C. H., 245, 270, 278, 279, 280, 341, 346
Hart, D., 62, 317, 330, 411, 413
Hart, H., 283
Hart, H. M., 533, 535
Harter, S., 256, 258, 276, 330, 331, 335, 371, 375, 402, 414
Hartley, A., 520
Hartman, J., 591
Hartman, M., 591
Harton, H. C., 340
Hartshorn, K., 163
Hartup, W. W., 262, 263, 340, 417
Harvey, M. W., 396
Harwood, J., 627
Harwood, M. D., 239
Harwood, R. L., 65, 200
Haryu, E., 248
Hasebe, Y., 409
Hasegawa, T., 160
Hasher, L., 521, 522, 524, 591
Haskell, W. L., 516
Hasnain-Wynia, R., 575
Hassanein, K., 599
Hasselhorn, M., 304
Hastings, E. C., 597
Hastrup, B., 589
Hatch, L. R., 620
Hatfield, E., 475
Hau, K.-T., 324
Hauck, F. R., 110
Hauf, P., 140
Haukkala, A., 513
Hause, K. S., 477
Hausfather, A., 171
Hawkins, J. N., 331
Hawkley, L. C., 433
Haworth, C. M. A., 70
Haws, R. A., 100
Hawton, A., 588
Hawton, K., 422
Hay, D. F., 187
Hay, E. L., 539, 626
Hay, J. F., 522
Hay, P., 373
Haycock, P. C., 89
Hayflick, L., 432, 566, 567, 573
Hayne, H., 135, 159, 164, 165, 166, 168
Hayslip, B., Jr., 548, 610, 653
Hayward, C., 348
Haywood, H. C., 315
Haywood, K. M., 223*n*, 225, 295, 296, 364
Hazen, N. L., 202
He, Z., 239
Head, M., 599
Head, M. R., 415
Head Start Bureau, 245
Healthy Families America, 283
Healy, M., 121
Healy, S. D., 390
Heathcock, J., 140
Heaton, T. B., 490
Heaven, P. C. L., 392
Hebblethwaite, S., 545
Hebert, K., 649
Heckhausen, J., 611, 613
Heckman, J. J., 246
Hedberg, K., 658
Hedge, J. W., 554
Hedges, L. V., 318
Hediger, M. L., 92, 102
Heil, M., 390
Heilbrun, K., 426
Heilman, M. E., 555
Heiman, N., 70
Heino, R., 446
Helburn, S. W., 172
Helfand, M. J., 374
Hellemans, K. G., 89
Heller, W., 124
Helm, H. M., 609
Helson, R., 471, 533, 538, 539, 541
Heltzner, E. P., 503
Helwig, C. C., 269, 337, 409
Henderson, R. L., 306
Henderson, S. H., 416
Hendrick, C., 473
Hendrick, S. S., 473
Hendricks, J., 631, 632
Hendrie, H. H., 584
Hendry, L. B., 467, 471, 630, 631
Hendry, M., 658
Henggeler, S. W., 425, 426
Hengst, J. A., 32
Henig, R. M., 476
Henig, S., 476
Henkens, K., 631
Henning, K., 482
Henretta, J. C., 549
Henrich, C. C., 375, 419
Henricsson, L., 320
Henriksen, L., 374
Henriksen, T. B., 87
Henry, J. D., 593
Henry, W. E., 614
Heraghty, J. L., 108
Herald, S. L., 263
Herald-Brown, S. L., 340, 341
Herbenick, D., 446
Herbert, J., 159
Herbst, J. H., 543
Herd, P., 439, 566, 575
Herek, G. M., 447
Herman, K. C., 272
Herman, M., 406
Herman-Giddens, M. E., 366*n*, 367
Hernandez, D., 351
Hernandez, D. J., 32, 33
Hernandez, M., 619
Hernandez-Reif, M., 103, 135, 146, 163
Herr, M. Y., 234
Herrnstein, R. J., 312
Hershey, D. A., 557
Hertzog, C., 522, 523, 596
Herzog, A. R., 607
Herzog, D. B., 373
Hesketh, T., 346
Hespos, S. J., 106, 124, 125, 159, 166, 206
Hess, T. M., 574
Hesse, E., 198, 200, 201
Hesselbrock, V. M., 381
Hetherington, E. M., 347, 348, 349, 350, 416, 491
Heuer, C. A., 439, 440
Heuer, H., 554
Hewer, A., 407
Hewlett, B. S., 202, 204
Hewlett, S., 105
Hewstone, M., 338
Heyes, C., 136
Heyman, G. D., 273, 333, 343
Heyman, R. E., 484
Hibbert, J. R., 392, 415
Hickey, R. W., 640
Hickling, A. K., 230, 316
Hicks, J. A., 537
Hieber, A., 616
Hietanen, A., 569
Higginbottom, G. M. A., 33
Higgins, C. A., 494, 495
High, P. C., 242
Hilden, D., 162
Hildreth, K., 163
Hilgers, K. K., 217
Hill, C. A., 493
Hill, C. R., 320
Hill, E. J., 259
Hill, E. M., 390
Hill, J. L., 104
Hill, N. E., 64, 393
Hill, N. M., 450
Hill, R. D., 615
Hill, T. D., 573
Hillard, P. J. A., 367
Hillis, S. D., 378
Hillman, C. H., 443
Hill-Soderlund, A. L., 186, 189
Hilt, L. M., 334, 335*n*
Hinchliff, S., 509
Hind, H., 219
Hinojosa, T., 217
Hinson, J. T., 574
Hiraki, K., 136, 160
Hirasawa, R., 51
Hirsch, C., 550
Hirschberger, G., 645
Hirsh-Pasek, K., 29, 127, 177, 227, 242, 249
Hiscock, H., 108
Hitch, G., 237
Hjern, A., 88
Ho, E., 243
Ho, I. T., 324
Hoch-Espada, A., 352
Hochwarter, W. A., 554
Hock, H. S., 305
Hodges, J., 199
Hodges, R. M., 299
Hodnett, E. D., 99
Hoekstra, C., 47*n*
Hoenig, H., 574
Hoerr, T., 323
Hofer, J., 32
Hoff, B., 483
Hoff, E., 34, 61, 178, 242
Hoff, T., 374
Hofferth, S. L., 271, 349
Hoffman, A. M., 628
Hoffman, L. W., 350
Hoffman, M. L., 208, 264, 335
Hoffner, C., 258
Hogan, B. E., 514
Hogan, M. J., 372
Hohne, E. A., 142
Holden, G. W., 266
Holdford, R., 482
Holditch-Davis, D., 109
Holdren, J. P., 459
Holland, A. L., 126
Holland, C. R., 170
Holland, J. L., 456
Hollich, G. J., 249
Hollis, C., 279
Holmbeck, G. N., 415
Holmes, R. M., 298
Holobow, N., 317
Holstein, M., 607
Holstein, N., 489
Homer, B., 306, 307
Honein, M. A., 87
Hong, M., 325
Hoobler, J. M, 555
Hood, M., 242
Hooker, K., 538, 574
Hooper, L., 442
Hooyman, N. R., 13, 64, 67, 574, 616, 617, 626, 627
Hopkins, B., 139
Hopkins, J., 200
Hoppmann, C. A., 608
Horgas, A. L., 618
Horn, J. L., 518, 519
Horn, J. M., 72, 313
Horn, M. C., 539
Horne, R. S. C., 110
Horner, T. M., 186
Hornor, G., 353
Horst, J. S., 164
Hospice Foundation of America, 640, 653
Hostetler, A. J., 526, 621
Houck, G. M., 190
Houck, J. A., 508
Houlihan, J., 90
House, J. S., 439, 566, 575
Houts, R. M., 484
Hoven, C. W., 37
Howard, A. L., 481
Howard, B. V., 504
Howard, K., 455
Howard, K. S., 63, 354
Howe, M. L., 135, 161, 165, 247
Howe, N., 205
Howell, K. H., 283
Howell, K. K., 87, 88, 89
Howell, L. C., 506
Howell, T. M., 423
Howes, C., 198
Hoyer, W. J., 591
Hoyt, W. T., 663
Hoza, B., 341, 343
Hrubi-Bopp, K. L., 591
HSBC (HSBC Insurance), 626, 629, 631
Hsing, C., 465
Hsu, C.-C., 90
Hsu, F. L. K., 475
Huang, A., 579
Huang, C.-C., 491
Huang, C. Y., 406
Huang, K.-E., 508
Huang, Q., 492
Huard, R. D., 304
Hubbard, F. O. A., 111

Hubbs-Tait, L., 90
Huberty, P. D., 298
Huddleson, J., 370
Hudson, J. A., 238
Hudson, J. M., 591
Hudziak, J. J., 74
Huebner, C. E., 242
Huesmann, L. R., 271
Huffman, M. L., 555
Hughes, C., 239, 240, 258, 259, 424
Hughes, D., 406
Hughes, G. M., 623
Hughes, J. N., 320, 333
Huh, C. R., 315
Huizenga, H., 387
Huizinga, D., 11
Huizink, A. C., 88
Hulme, C., 237
Hultsch, D. F., 521, 522, 590, 596
Human Genome Project, 46
Human Rights Campaign, 55
Humes, L. E., 503
Humphrey, T., 112
Hungerford-Kresser, H., 321, 395
Hunnius, S., 144
Hunt, C. E., 110
Huotilainen, M., 85
Hursti, U. K., 219
Hurt, H., 87
Hurtado, S., 466
Hurtado-Ortiz, M. T., 237
Hurtig, W. A., 665
Huston, A. C., 247, 414
Huston, T. L., 473
Huttenlocher, J., 155, 390
Huttenlocher, P. R., 122, 126, 128, 158, 217
Huxhold, O., 573
Huxley, R. R., 504
Huyck, M. H., 276, 540, 541
Hwang, C. P., 484
Hyde, J. S., 105, 187, 409, 414, 422, 484, 494
Hyer, K., 589
Hyman, B. T., 583
Hymel, S., 341

I

Iacoboni, M., 136
Ickes, M. J., 439
Ickovics, J. R., 379
Ida, M., 641
Iglowstein, I., 128
Imai, M., 248
Im-Bolter, N., 237
Impett, E. A., 331, 402, 473
Indus, K., 346
Infurna, F. J., 438, 509
Ingram, C. D., 115
Inhelder, B., 382, 386
Inouye, S. K., 588
Insel, T., 115
Iozzi, L., 317
Irvine, A. B., 587
Irwin, C. E., Jr., 372
Irwin, J. R., 111
Isabella, R., 199, 200
Isasi, R. M., 55
Ishihara, K., 90
Ispa, J. M., 281
Israel, M., 316
Israelashvili, R., 204
Itti, E., 53
Ivani-Chalian, C., 608
Ivey, P., 187
Ivorra, J. L., 194
Izard, C. E., 186
Izzotti, A., 443

J

Jaakkola, J. J., 88
Jaakkola, R., 642
Jaccard, J., 374
Jacelon, C., 648
Jackey, L. M. H., 621
Jackson, G. R., 502
Jackson, I. R., 155
Jackson, J. J., 608
Jackson, T., 478
Jackson, V. A., 649
Jacobs, J. A., 526
Jacobs, J. E., 331, 332, 334, 343, 388, 457
Jacobs, J. N., 350
Jacobs-Lawson, J. M., 557
Jacobson, J. L., 86, 89, 90
Jacobson, K. C., 415
Jacobson, S. W., 86, 89, 90
Jacoby, L. L., 522
Jacques-Tiura, A. J., 448
Jacquet, P., 51
Jadack, R. A., 409
Jaffee, S. R., 409
Jäger, T., 593
Jambor, T. W., 261
James, J., 367
James, J. B., 540, 604, 607
Jamison, Y., 350, 491
Jang, S. J., 412
Jang, Y., 611
Jankowski, J. J., 144, 163
Janosz, M., 396
Jansen, A., 292
Jansen, B., 387
Jansen, J., 131
Janssen, S. M., 593
Janssens, J. M. A. M., 269
Jarrott, S. E., 551, 627
Jarvis, J. F., 503
Jarvis, P. A., 227, 474
Jasiobedzka, U., 337
Jaudes, P. K., 282
Jayakody, R., 491
Jean, G., 317
Jedrychowski, W., 90
Jeffrey, J., 293
Jelalian, E., 291
Jellinger, K. A., 584, 586
Jemal, A., 510, 511
Jenkins, C., 650
Jenkins, J. M., 240, 346
Jenkins, K. R., 618
Jenkins, R., 440
Jenni, O. G., 368
Jennings, B. J., 433
Jensen, A. R., 71, 312, 314
Jensen, J. S., 443
Jeon, Y.-H., 587
Jeong, S.-H., 394
Jepson, K. L., 594
Jeremy, R. J., 87
Jerome, E. M., 320
Jeynes, W. H., 25, 349
Jha, R., 505
Ji, C. Y., 367
Ji, G., 346
Jiao, S., 346
Jing, Q., 346
Jipson, J. L., 230
Joh, A. S., 143, 147
Johannes, C. B., 504
Johannesen-Schmidt, M., 472
Johansson, A. K., 661
Johnson, B. R., 412
Johnson, C., 316
Johnson, C. L., 625
Johnson, E. K., 142
Johnson, J., 237
Johnson, J. G., 271, 271*n*
Johnson, K. S., 655
Johnson, M. D., 473, 481*n*, 484
Johnson, M. H., 21, 122, 124, 145, 155, 176
Johnson, M. K., 396
Johnson, M. L., 121
Johnson, R. W., 575
Johnson, S. C., 197
Johnson, S. P., 140, 142, 143, 390
Johnston, J., 281
Johnston, L. D., 364, 380, 381
Johnston, M., 575
Johnston, M. V., 122
Jokhi, R. P., 56*n*
Jolivette, K., 396
Jome, L. M., 458
Jones, A. R., 482
Jones, C. J., 539
Jones, C. M., 390
Jones, E. F., 269
Jones, F., 412
Jones, G. P., 417
Jones, H. E., 87
Jones, I., 298
Jones, J., 91*n*, 92, 375
Jones, J. M., 557
Jones, K. M., 535, 536
Jones, M. C., 370
Jones, N. A., 260
Jones, S., 136
Jones, S. M., 62
Jones-Rodriguez, G., 372
Jongbloet, P. H., 51
Jopp, D., 567
Jordan, B., 98
Jordan, J., 663
Jordan, J. M., 580
Jose, A., 488
Josefowitz, N., 423
Joseph, R. M., 241
Joshi, A., 473
Joy, M. E., 265
Joyner, K., 420
Juby, H., 350
Juffer, F., 58, 206, 313
Juhl, J., 645
Juhl, T., 186
Julkunen, J., 513
Jun, H., 533, 541
Juntunen, C. L., 556
Jürgensen, M., 274
Jusczyk, P. W., 113, 140, 142, 176, 179
Jussim, L., 320
Jutras-Aswad, D., 88

K

Kable, J. A., 87, 88
Kachhawa, P. S., 646
Kaczmarczyk, M. M., 442
Kagan, J., 7, 155, 158, 192, 193
Kahana, E., 609, 632
Kahn, R. S., 74
Kahne, J. E., 413
Kail, R. V., 162, 295, 302, 308
Kaisa, A., 392
Kakihara, F., 279
Kalil, A., 457, 491
Kalisch, T., 570
Kalish, C. W., 231
Kalish, R. A., 647
Kaller, C. P., 237
Kalmanir, H. M., 469
Kalpouzos, G., 522
Kalra, L., 126
Kaminski, J. W., 423
Kaminski, P. L., 516, 548
Kamo, Y., 547
Kane, P., 187
Kane, R. A., 619
Kang, J. Y., 317
Kang, N. H., 325
Kaplan, M., 524
Kaplow, J. B., 283
Kaplowitz, P. B., 366, 367
Karafantis, D. M., 339
Karasawa, M., 538, 539
Karasik, L. B., 136, 137, 139
Karel, M. J., 611
Karevold, E., 37
Karger, H. J., 67
Karlsson, C., 651
Karney, B. R., 473
Karrass, J., 186, 189
Kassel, J. D., 381
Kastenbaum, R. J., 645, 647, 648, 662, 663
Kato, I., 110
Katz, E. G., 504
Katz, L. F., 259
Katz, R., 626
Katz, V. L., 102
Katzman, D. K., 372
Katz-Wise, S. L., 484
Kaufert, P., 507, 508
Kaufman, A. S., 519, 590
Kaufman, J., 155
Kaufman, J. C., 322, 389
Kaufman, R., 315
Kavanaugh, R. D., 227
Kavoura, A., 342
Kavšek, M., 134, 143, 170
Kawakami, K., 193
Kawamura, S., 622
Kaya, Y., 483
Kaye, W. H., 372, 373
Kazdin, A. E., 272
Keating, D. P., 331, 384
Keegan, L., 641
Keen, R., 140, 157
Keeton, W. T., 47
Keil, F. C., 230, 248
Keith, J., 576
Keith, P. M., 472
Keith, T. Z., 393
Keller, H., 207, 208
Keller, M., 409
Keller, P. A., 557
Kelley, M. C., 525
Kelley, M. L., 350
Kelley, S. A., 258, 260
Kellman, P. J., 113, 142
Kelly, D. J., 145
Kelly, J., 347, 348, 349
Kelly, N., 322
Kemkes-Grottenhaler, A., 489
Kempe, C. H., 282
Kempen, G., 573
Kemper, S., 594
Kendig, H., 624
Kendler, K. S., 375
Kendrick, D., 222
Kennedy, A. M., 221
Kennedy, C. E., 547
Kennedy, G. E., 547
Kennedy, K. J., 334
Kennedy, K. M., 520, 568

Kennell, J. H., 99
Kenney, G. M., 67
Kenney-Benson, G. A., 389
Kennison, R. F., 520
Kenny, L. C., 378
Kenny, S., 155
Kenyon, B. L., 642
Kerckhoff, A. C., 459
Keren, M., 168
Kerestes, M., 412
Kernis, M. H., 333, 403
Kernohan, W. G., 652
Kerns, K. A., 205, 346
Kerpelman, J. L., 456, 457, 465
Kerr, D. C. R., 264
Kershaw, T. S., 379
Kesebir, S., 411, 412
Kesek, A., 303
Kesler, S. R., 53
Kessler, R. C., 532, 536, 537
Kettl, P., 612
Kettunen, S., 89
Key, J. D., 379
Keyes, C. L. M., 533, 538, 539, 573
Khashan, A. S., 378
Khavkin, J., 503
Khosla, S., 504
Kidd, A. R., III, 569
Kiecolt, K. J., 622
Kieffer, M. J., 318
Kieras, J., 189
Kiernan, K., 488
Killen, M., 269, 337, 338, 339, 410, 411
Killoren, S. E., 416
Kilpatrick, S. D., 473
Kilpatrick, S. W., 292
Kim, G., 188
Kim, J., 541
Kim, J. E., 331, 557, 631
Kim, J. K., 576
Kim, J. M., 337
Kim, J.-Y., 37, 346, 416
Kim, M., 248
Kim, S., 337, 524, 617
Kim, Y. K., 262
Kimbrel, D., 551
Kimbro, R. T., 131
King, A. C., 22, 516
King, L. A., 537
King, N. J., 352
King, P. E., 412
King, P. M., 451, 452
King, R. B., 526
King, R. M., 264
King, V., 350, 491
Kingsberg, S. A., 509
Kinney, D., 419
Kinney, H. C., 110
Kinnunen, M.-L., 130
Kinsella, M. T., 93
Kinser, K., 526
Kinzler, K. D., 159
Kirby, D., 375, 379
Kirchner, G., 296
Kiriakidis, S. P., 342
Kirisci, L., 381
Kirk, K. M., 375
Kirkham, N. Z., 142, 237
Kirkpatrick, M., 320
Kirkwood, T., 564
Kirshenbaum, A. P., 445
Kirshner, B., 413
Kirz, N., 372
Kisilevsky, B. S., 85
Kisly, A., 93
Kistner, J. A., 261, 422
Kitchener, K. S., 451, 452
Kite, M. E., 516, 574
Kitzman, H. J., 94
Kitzmann, K. M., 346
Kiuru, N., 393
Kivipelto, M., 584
Kiyak, H. A., 13, 64, 67, 574, 616, 617, 626, 627
Kjaer, M., 433
Kjønniksen, L., 296, 299
Klaczynski, P. A., 383, 385, 388
Klahr, D., 20
Klara, M. D., 516
Klareskog, L., 581
Klass, D., 661
Klaw, E. L., 380
Klebanov, P. K., 171
Kleespies, P. M., 648
Klein, P. J., 156
Klein, P. S., 34
Kleinbaum, S., 488
Kleinspehn-Ammerlahn, A., 573
Kleitman, S., 395, 397
Klesges, L. M., 88
Kliegel, M., 593
Kliegman, R. M., 49*n*, 91*n*
Kliewer, W., 336
Klimes-Dougan, B., 261
Klimstra, T. A., 404
Kline, G. H., 488
Klingman, A., 353
Kloep, M., 467, 471, 630, 631
Klomsten, A. T., 331
Klump, K. L., 373
Klute, M. M., 208
Kluwer, E. S., 484
Knaack, A., 191, 193, 209, 265
Knafl, K. A., 608
Knafo, A., 265
Knapp, P. K., 296
Knickmeyer, R. C., 122
Knieps, L. J., 188
Knight, B. J., 551
Knighton, T., 388
Knobloch, H., 107*n*
Knoester, C., 485
Knopf, M., 156
Knoppers, B. M., 55
Knowlton, B. J., 394
Knox, D., 465
Ko, K. J., 620
Kobayashi, T., 160
Kobayashi, Y., 235
Kochanska, G., 185, 191, 193, 194, 208, 209, 264, 265, 266, 268, 280
Kochel, K. P., 263
Kochenderfer-Ladd, B., 342
Koenig, B., 377
Koenig, M. A., 231
Koestner, R., 260
Kohen, D. E., 62
Kohlberg, L., 407, 408
Kohli, M., 549
Kohn, M. L., 525, 526
Kol, K. L., 393
Komp, D. M., 647
Konarski, R., 420
Konner, M., 273
Konold, T. R., 263
Konrath, S., 465
Konstantopoulos, S., 318
Kooijman, V., 142
Kopeikina, K. J., 583
Kopp, C. B., 189, 208, 209
Koppe, J. G., 90
Koren, G., 92
Korkman, M., 89
Kornhaber, M. L., 323
Koropeckyj-Cox, T., 489
Koslowski, B., 114
Kossakowska-Petrycka, K., 187
Kostelnik, J. O., 426
Koster, A., 572
Kotkin, J., 467
Kotre, J., 533
Kotter-Grühn, D., 573
Kouba, E., 256
Koury, S. H., 471
Koven, M., 257
Kowalski, R. M., 342
Kozer, E., 87
Kozol, J., 321
Kozulin, A., 24
Krafft, K., 235
Kragstrup, T. W., 433
Krähenbühl, S., 355
Krahn, H. J., 481
Krakow, J. B., 209
Kral, T. V. E., 291
Kramer, A. F., 443, 521, 522, 568
Kramer, D. A., 596
Kramer, S. E., 570
Krampe, R. T., 521, 524
Kraus, U., 156
Krause, N. M., 609, 610, 612, 617
Kravetz, S., 643
Krawinkel, M., 132
Kray, J., 521
Krcmar, M., 159
Krebs, D. L., 409, 412
Kreppner, J. M., 127, 199
Kressley-Mba, R. A., 156
Krettenauer, T., 404
Krevans, J., 265
Krings, F., 464
Krishnamoorthy, J. S., 291
Kroger, J., 402, 404
Krogh, H. R., 344
Kroonenberg, P. M., 198
Kropf, N. P., 567
Krumhansl, C. L., 140
Kubicek, B., 630
Kubik, M. Y., 372
Kubitschek, W. N., 395
Kübler-Ross, E., 647
Kubotera, T., 650
Kubzansky, L. D., 575
Kuchner, J., 189
Kuczynski, L., 266, 279
Kudo, N., 142
Kuebli, J., 238, 274
Kuersten-Hogan, R., 486
Kugelmass, J., 322
Kuh, D., 506
Kuhl, P. K., 135, 141
Kuhn, D., 20, 306, 382, 384, 385, 388
Kuk, L. S., 404
Kuklinski, M. R., 320
Kulik, K., 620
Kumar, S., 56*n*
Kumpf, M., 312
Kunemund, H., 549
Kunkel, A. W., 473
Kunnen, E. S., 404, 465
Kupersmidt, J. B., 424
Kuppens, S., 270, 279
Kurdek, L. A., 280, 481, 488
Kurganskaya, M. E., 218
Kurtz-Costes, B., 332
Kwan, V. S. Y., 539
Kwok, O., 320
Kwok, T. C. Y., 646
Kwon, Y. H., 503
Kyratzis, A., 276

L

Laanan, F. S., 526
Labban, J. D., 443
Labouvie-Vief, G., 20, 452, 453, 464, 538, 539, 594, 605, 606, 616
Lachance, J. A., 389
Lachance-Grzela, M., 481
Lachman, M. E., 535, 537, 538, 540, 573, 574, 578, 610
Lachs, M., 617
Lacourse, E., 424
Ladd, G. W., 263, 340, 341, 343
Ladouceur, C. D., 422
Lafosse, A., 230
LaFraniere, S., 346
Lagasse, L. L., 87
Lagattuta, K. H., 258, 335
Lagnado, L., 353
La Greca, A. M., 341, 419
Lai, S.-C., 481
Laible, D., 258, 263
Laibstain, S. E., 443
Laird, R. D., 341, 424
Laitman, C. J., 86
Lalonde, C. E., 306, 405
Lalonde, R. N., 479
Lam, S., 334
Lamarche, V., 346
Lamaze, F., 99
Lamb, M. E., 67, 171, 172, 204, 206, 246, 345, 486
Lamberg, L., 506
Lambert, J. D., 541, 544
Lambert, S. M., 438
Lambert, W., 317
Lammlein, S. E., 554
Lamont, E., 302
Lampl, M., 121
Lampman-Petraitis, C., 369
Lamuela-Raventos, R., 433
Lancy, D. F., 236
Landale, N. S., 33
Lander, E., 459
Landman, J., 537
Lang, A. R., 89
Lang, F. R., 9, 610, 614, 615, 616
Lang, I. A., 63
Lang, M., 459
Lange, G., 307
Langehough, S. O., 465
Langer, G., 445, 446
Langer, J., 161
Langhinrichsen-Rohling, J., 422
Langlois, J. H., 145
Langman, L., 156
Langosch, D., 548
Langsetmo, L., 513
Lanier, C. S., 534
Lansford, J. E., 266, 267, 341, 347, 348, 419, 476, 477, 541
Lantz, P. M., 575
Lanz, M., 464
Lanzi, R. G., 173, 246
Lapierr, S., 613
Lapkin, S., 317
Lapsley, D. K., 387
Larbi, A., 571
Largo, R. H., 295
Laris, B. A., 379
Larkin, S., 307
Larsen, J. A., 316
Larsen, J. E., 536
Larsen, J. T., 335

Larsen, P., 571
Larsen-Rife, D., 474
Larson, D. G., 663
Larson, R. W., 369, 416, 417, 624
Larsson, M., 570
Larzelere, R. E., 267, 280
Lashley, F. R., 46, 47*n*, 48, 49*n*
Latendresse, S. J., 62, 63
Latner, J. D., 292
Lattanzi-Licht, M., 662
Latz, S., 129
Lau, C. Q., 488
Lau, D. T., 575
Laucht, M., 106
Lauderdale, D. S., 110
Lauer, P. A., 351
Laumann, E. O., 445, 446, 447, 509
Laumann-Billings, L., 483
Laungani, P., 642
Laureys, S., 641
Laursen, B., 61, 342, 370, 415, 416
Lautenschlager, N. T., 585
Lavelli, M., 185
Lavner, J. A., 473
Law, C., 440
Law, K. L., 88
Lawn, J. E., 103
Lawrence, A. R., 619
Lawrence, D. A., 437
Lawrence, E., 484
Lawrence, K., 53
Lawson, K. R., 189
Lawton, J. S., 512
Lawton, M. P., 574
Lazar, I., 245
Lazarus, B. N., 336
Lazarus, R. S., 336
Lazear, K. J., 492
Lazinski, M. J., 92, 93
Le, T. N., 596
Leaper, C., 178, 274, 276, 296, 343
Leavitt, L. A., 102
LeBel, T. P., 534
LeBlanc, L. A., 294
Lecanuet, J.-P., 85
Leclerc, N., 617
Lecuyer, E., 190
Ledeen, K., 419
Lee, C., 516
Lee, C.-Y. S., 484
Lee, D. N., 106
Lee, E. E., 551
Lee, E. O., 609
Lee, J. C., 575
Lee, J. M., 366
Lee, J. S., 242, 243
Lee, K., 98, 250, 336
Lee, M. M., 574
Lee, P. P., 569
Lee, R., 426
Lee, S., 324
Lee, S. J., 85
Lee, V. E., 178, 242
Lee, W. S. C., 450, 568
Lee, Y., 262
Leech, R., 175
Leerkes, E. M., 25, 109, 189
Leet, T., 92
LeFevre, J., 242
Lefkowitz, E. S., 465, 476
Legacy Project, 545
Legare, C. H., 343
Legerstee, M., 188
Legge, G. E., 570
Le Grand, R., 125
Le Grange, D., 373
Lehert, P., 509
Lehman, D. R., 384
Lehman, M., 304
Lehr, V. T., 112
Lehrer, E. L., 480
Lehrer, J. A., 375
Lehtonen, L., 112
Leifheit-Limson, E., 574
Leinbach, M. D., 270
Leis, J. A., 466
Leiter, M. P., 554
Lemaitre, H., 435*n*
Leman, P. J., 410
Lemche, E., 235
Lemery, K. S., 177
Lemmon, G., 555
Lempert, H., 250
L'Engle, K. L., 374
Lengua, L. J., 191, 348
Lenhart, A., 389, 418
Lenroot, R. K., 367, 450
Leon, K., 348, 490
Leonesio, M. V., 553
Leong, D. J., 24, 167, 237, 320
Lepage, J.-F., 136
Lerner, M. D., 343
Lerner, R. M., 5, 8, 70
Lesesne, C., 486
LeSieur, K., 263
Leslie, A. M., 159, 241
Leslie, L. A., 481
Lester, B. M., 87, 111, 111*n*, 114
Letherby, G., 489
Letiecq, B. L., 481
Leuner, B., 115
Leung, M. C. M., 564
LeVay, S., 375
Levendosky, A. A., 198
Levenson, R. W., 489, 620
Leventhal, T., 62, 63, 425
Levi, J., 293
Levine, B., 593
Levine, C., 407
Levine, J. A., 457
Levine, L. J., 258
LeVine, R. A., 200
Levine, S. C., 390
Levinson, D. J., 470, 536
Levinson, S. C., 174
Levitt, M. J., 553
Levitt, T., 520
Levy, B. R., 570, 574
Levy, D., 592
Levy, G. D., 344
Levy, S. R., 338, 339
Levy-Shiff, R., 204
Lewin, A. C., 622
Lewin, D. S., 368
Lewis, C., 204, 345, 486
Lewis, H., 419
Lewis, K. G., 487
Lewis, M., 186, 188, 189, 193, 207, 260
Lewis, M. D., 185
Lewis, T. L., 125
Lewko, J. H., 225
Leyk, D., 437
Li, D.-K., 110
Li, H., 98
Li, P., 177
Li, S.-C., 310, 520, 521, 590, 596
Li, Y. J., 331
Li, Z., 194
Liang, J., 612
Liben, L. S., 273, 277, 278, 300, 344, 390
Lichter, D. T., 472, 480
Lickliter, R., 70, 71, 103, 146
Lidstone, J. S. M., 234
Lidz, C. S., 315
Lidz, J., 175, 249, 250
Liebaers, I., 56*n*
Liebbrant, S., 618
Lieberman, E. S., 101
Liebert, R. M., 265
Liederman, J., 218
Liem, J. H., 406
Lien, M.-C., 521
Lieven, E., 179, 249
Li-Grining, C. P., 193
Lilgendahl, J. P., 534
Lillard, A. S., 168, 227, 245
Limber, S. P., 342
Lin, F. R., 503, 573
Lin, I.-F., 544, 621
Linares, T. J., 87
Lincoln, K. D., 612
Lindau, S. T., 504, 509
Lindauer, M. S., 525
Lindberg, S. M., 389, 414
Lindblad, F., 88
Linden, W., 514, 648
Lindenberger, U., 7, 8, 71, 573, 590, 596
Lindsay-Hartz, J., 260
Lindsey, E. W., 25, 60, 227, 263, 332, 403
Linebarger, D. L., 246
Linebarger, J. S., 643
Linley, P. A., 596
Linn, K., 159
Linn, M. C., 390
Linn, R. L., 321
Linver, M. R., 170
Lippe, T. van der, 480
Lips, H. M., 493
Lipsitt, L. P., 110
Lipton, J., 160
Liszkowski, U., 176, 177
Little, T. D., 269
Littlejohn, A., 222
Littlejohn, K., 224
Liu, A. H., 293
Liu, C.-C., 584
Liu, H.-M., 141
Liu, J., 132, 220, 291
Liu, K., 584
Liu, L., 436
Liu, L. L., 390
Livingston, G., 489
Lizotte, A. J., 379
Lleras, C., 321
Lloyd, L., 322
Lloyd, M. E., 238
Loch, J., 94
Lochman, J. E., 270
Lock, J., 372, 373
Lock, M., 507, 508
Lockhart, K. L., 230
Lockwood, R. L., 346
Loeb, S., 246
Loehlin, J. C., 70, 72, 193, 194, 313
Loewen, N. A., 503
Logan, R. L., 533, 534
Loganovskaja, T. K., 90
Loganovsky, K. N., 90
Lohman, D. F., 310
Lohrmann, S., 322
Loken, E., 37, 476
Lollis, S., 279
Loman, M. M., 127
Long, D. D., 645
Long, M. V., 567
Longo, M. R., 136, 155
Loock, C., 89
Looker, D., 389
Loomans, E. M., 93
Lopez, A., 91*n*, 92
Lopez, B., 416
Lopez, C. M., 422
López, M. J. R., 479
Lorenz, K., 22, 196
Lorenz, R. P., 93
Lou, E., 479
Louie, V., 32
Louis, J., 108
Lourenco, O., 269
Loutzenhiser, L., 204
Lövdén, M., 596
Love, J. M., 173, 203, 246
Lovegreen, L. D., 544, 545
Lovejoy, M., 493
Low, J. A., 85
Low, S. M., 25
Lowenstein, A., 626
Lowis, M. J., 605
Lown, A. E., 444
Lozoff, B., 129
Lubart, T. I., 323, 454, 524, 525
Lubinski, D., 389
Luby, J., 260
Lucas, K., 533
Lucas, R. E., 487, 608
Lucas, S., 421
Lucas, S. R., 395
Lucas-Thompson, R., 263
Luce, P. A., 113
Luciana, M., 22, 303
Ludemann, P. M., 145
Luecken, L. J., 661, 662
Lugton, J., 650*n*
Lukas, C., 661
Luke, A., 442
Lukowski, A. F., 220
Lun, J., 343
Luna, B., 125, 302, 384
Lund, D. A., 587, 608, 610, 622, 623, 632, 659, 660, 663
Lund, N., 87
Lundy, B. L., 201, 204
Lunn, M., 596
Luo, L., 520, 591
Luo, L. Z., 98
Luo, Y., 110, 160
Luong, G., 616
Lupyan, G., 166
Lusardi, A., 557
Luster, T., 378
Lustig, C., 521, 522
Luthar, S. S., 62, 63
Luxembourg Income Study, 68
Luyckx, K., 404, 464, 468
Lynam, D., 269, 270, 341
Lynch, S. K., 266
Lyness, K. S., 555
Lyon, T. D., 240, 355
Lyons, M., 642, 643
Lyons, S. T., 494, 495
Lyons-Ruth, K., 200, 206
Lytton, H., 48

M

Ma, F., 336
Ma, L., 168
Maas, F. K., 269
Macaluso, A., 504
Macartney, S. E., 32, 33
Maccoby, E. E., 273, 274, 276, 345, 350, 414
MacDonald, S. W. S., 521, 590, 596
MacDonald, W. L., 490
MacDorman, M. F., 110

Macek, P., 464
Machin, G. A., 48, 54
Mackenzie, J., 514
Mackey, A. L., 433
Mackey, K., 279
Mackey-Bilaver, L., 282
Mackie, S., 305
Mackinnon, S. P., 470
MacLean, P. S., 441, 442
Macones, G. A., 101
Macpherson, A., 222, 294
MacWhinney, B., 20, 177
Madden, D. J., 521
Madden, M., 599, 626
Madden, T., 406
Maddi, S. R., 516
Maddox, G. L., 614, 618
Madey, S. F., 473
Madigan, S., 200
Madnawat, A. V. S., 646
Madole, K. M., 164
Madon, S., 320
Madrona, M. M., 100
Madsen, S. A., 186
Madsen, S. D., 345, 417, 476, 477
Maffei, L., 125
Magalhães, J. P. de, 433
Mageau, G. A., 200
Maggs, J. L., 351
Maglio, C. J., 665
Magnuson, K. A., 61, 246, 406
Magnussen, S., 355
Magnusson, D., 371
Magolda, M. B., 451
Magos, L., 90
Maguire, M., 259
Mahady, G. B., 508
Mahanran, L. G., 436
Mahay, J., 509, 622
Mahon, M. M., 643
Mahoney, A., 264
Maier, S. F., 577
Main, M., 197, 198, 201
Maitland, S. B., 520
Majdandžic, M., 191
Majnemer, A., 139
Makel, M. C., 323
Makishita, H., 581
Makrantonaki, E., 504
Malanchuk, O., 413
Malatesta, C. Z., 189
Malcuit, G., 379
Malhotra, B. A., 385
Malina, R. M., 223*n*, 364
Malkin, C., 167
Malley, J. E., 12
Malone, M. M., 646
Mandara, J., 61
Mandler, J. M., 165, 166
Manfra, L., 234
Mangelsdorf, S. C., 191, 256
Mani, T. M., 521
Mann, T., 168, 227, 235
Mannell, R., 624
Manole, M. D., 640
Manson, J. E., 443
Manzoli, L., 621
Mao, A., 129
Maquestiaux, F., 521
Maratsos, M., 249
Marchman, V. A., 126, 177, 250
Marcia, J. E., 403, 404, 469
Marcon, R. A., 245, 246
Marcus, G. F., 249
Marcus-Newhall, A., 517
Mardh, P. A., 91*n*
Marenco, A., 546
Marentette, P. F., 176
Mareschal, D., 21
Margie, N. G., 269
Margrett, J. A., 567
Marian, V., 159
Mariano, K. A., 340
Mariner, C. L., 267
Marjorano, M., 178
Marjoribanks, J., 506
Markell, M., 338
Markey, C. N., 472
Markey, P. M., 472
Markman, E. M., 153, 159, 248, 249, 383
Markman, H. J., 488
Markova, G., 188
Markovits, H., 340, 384, 417
Marks, A., 239
Marks, A. K., 33
Marks, G. N., 395
Marks, K. S., 155
Marks, N. F., 533, 541, 544, 545, 550
Marks, R., 513
Markstrom, C. A., 469
Markus, H. R., 538, 607
Marlier, L., 112, 113
Marmot, M. G., 449
Marquis, J., 594
Marra, R., 452
Marrott, H., 156
Marschik, P. B., 83
Marsee, M. A., 270
Marsh, H. W., 257, 296, 331, 332, 333, 395, 397, 403
Marshall, B. J., 662
Marshall, N. L., 494
Marshall-Baker, A., 103
Marsland, K. W., 67
Martel, L. D., 475
Martin, A., 170
Martin, C. L., 193, 208, 274, 276, 277, 278
Martin, G. L., 18
Martin, K. A., 368
Martin, M., 595, 608
Martin, M. C., 508
Martin, M. M., 240
Martin, N. G., 194
Martin, P., 567
Martin, R., 53
Martin, R. P., 101
Martin, T. L., 660
Martinez, G., 377
Martinez, G. M., 489
Martinez, M. L., 467
Martinez-Frias, M. L., 89
Martínez-Jarreta, B., 554
Martinot, D., 343
Martinson, I. M., 662
Martinussen, M., 404
Martlew, M., 225
Maruna, S., 533, 534
Maruta, T., 516
Marx, J., 548
Marx, R. W., 21
Marzolf, D. P., 228
Masataka, N., 178
Masciadrelli, B. P., 350
Mascolo, M. F., 186, 189, 260
Mash, C., 165
Mashburn, A. J., 246, 263
Mashek, D. J., 260
Maslach, C., 554
Mason, M. G., 410
Masoro, E. J., 580
Massachusetts Expert Panel on End of Life Care, 652
Masson, P., 438
Masten, A. S., 10, 11, 354, 413, 416, 469
Masters, R. K., 566
Mastropieri, D., 113
Masur, E. F., 178, 303
Mather, M., 605
Mathews, T. J., 110
Matjasko, J. L., 396
Matsuba, M. K., 62
Matsunaga, K., 581
Matteson, E. L., 581
Matthews, K. A., 513
Matthews, L. G., 556
Matthews, R. A., 554
Mattison, S. N., 505
Mattson, M. P., 433, 584
Mattson, S. N., 88, 89
Mauer, D., 227
Maume, D. J., Jr., 555
Maupin, R., 95
Maurer, D., 125
Maurer, T. J., 554
Mauro, J. A., 191
Mavroveli, S., 313
Mayberry, R., 95
Mayberry, R. I., 174
Maybery, M., 241
Mayer, C. J., 621
Mayer, J. D., 313
Mayeux, L., 339
Mayhew, E. M. Y., 238
Maynard, A. E., 24, 168, 301, 314
Mazerolle, M., 574
Mazzocco, M. M. M., 389
McAdams, D. P., 65, 533, 534, 535
McAdoo, H. P., 66
McAlister, A., 240
McArdle, J. J., 519
McAuley, C., 378, 380
McAuley, E., 506, 516
McAuslan, P., 448
McBee, M. T., 323
McBride-Chang, C., 308
McCabe, A., 242, 317
McCabe, P., 449
McCall, R. B., 170
McCandliss, B. D., 22, 303
McCarthy, B., 475*n*
McCarthy, E. J., 475*n*
McCartney, K., 72, 171, 194, 203, 206, 320
McCarton, C., 104
McCarty, M. E., 140, 157
McClain, C. S., 650
McClain-Jacobson, C., 650
McClowry, S. G., 662
McClure, S., 367
McColgan, K. L., 237
McConachie, H., 53
McCormack, T., 237
McCoy, J. K., 205
McCrae, R., 537, 542, 542*n*
McCune, L., 227
McCurry, S. M., 571
McDade, T., 129
McDaniel, M. A., 577, 593
McDill, T., 624
McDonagh, M. S., 101
McDonald, L., 621
McDonough, L., 156, 166
McDowell, D. J., 336
McDuff, P., 421
McElderry, D., 368
McElhaney, K. B., 415, 416
McElwain, N. L., 199, 205
McEwen, B. S., 433
McFarlane, J., 448
McGee, L. M., 242
McGillivray, S., 597
McGinley, M., 260
McGoldrick, M., 478, 651, 660, 664
McGrath, S. K., 99
McGregor, K. K., 248
McGue, M., 370, 381
McGuire, S., 346
McHale, J. P., 60, 484, 485, 486
McHale, S. M., 345, 346, 351, 406, 473, 479
McIntosh, H., 405
McIntosh, W. D., 621
McIntyre, C. W., 303
McKee-Ryan, F. M., 556
McKenna, J. J., 129
McKeown, M. G., 308
McKim, W. A., 445
McKinney, C., 403
McKown, C., 315, 321
McKusick, V. A., 48*n*, 49*n*, 51
McLanahan, S., 348
McLaughlin, K. A., 127
McLean, K. C., 606
McLearn, K. T., 65
McLoyd, V. C., 173, 246, 267
McMahon, C. A., 186
McNeilly, A., 581
MCR Vitamin Study Research Group, 92
McWhirter, E. H., 457
Mead, G. H., 330
Mead, M., 98, 362
Meade, C. S., 379
Meadus, R. J., 458
Meaney, J., 51
Meaney, M. J., 74
Medina, R., 473
Meegan, S. P., 595
Meeks, S., 611
Meeus, W. H. J., 370, 404, 405, 417, 472
Mehlmadrona, L., 100
Mehlson, M., 606
Mehta, D., 640
Meier, A., 420, 421
Meijer, A. M., 415
Meijnen, G. W., 392
Meins, E., 234, 240
Meisels, S. J., 308
Mejía-Arauz, R., 167
Melby, M. K., 507, 508
Melby-Lervag, M., 237
Melenhorst, A. S., 574
Melinder, A., 355
Meltzoff, A. N., 135, 136, 156, 159, 176, 188, 230, 257, 317, 343
Melzi, G., 317
Mendelsohn, G. A., 621, 622
Mendle, J., 367, 371
Mendola, P., 366*n*
Mendoza, J. R., 219
Meneilly, G. S., 581
Mennella, J. A., 112
Menon, U., 508, 517
Ment, L. R., 102
Mercer, C. H., 447
Mercy, J. A., 221
Merikangas, K. R., 362
Merline, A., 552
Merriam, S. B., 606
Merrilees, C. E., 60
Messinger, D. S., 185
Messman, S. J., 477
Metheny, J., 457
Methven, L., 570
MetLife, 549, 550

Metz, E. C., 405, 412, 413
Metzger, A., 479
Meyer, B. J. F., 595
Meyer, I. H., 447
Meyer, J., 566
Meyer, J. R., 355, 426
Meyer, R., 130
Meyer, S., 259, 260
Meyer-Bahlburg, H. F. L., 376
Meyers, L. S., 574
Mezei, L., 651
Mezulis, A. H., 187, 422
Michael, A., 370
Michael, G. F., 217
Michael, R. T., 445, 447
Michalik, N. M., 260
Michels, K. B., 131*n*
Michiels, D., 204
Mick, E., 305
Mickler, C., 595
Midgett, C., 222
Midgley, C., 391
Midlin, M., 440
Mienaltowski, A., 450, 524
Mikami, A. Y., 343
Mikulincer, M., 645, 660
Milevsky, A., 279
Milgrom, J., 103
Milkie, M. A., 485, 626
Miller, A. L., 205
Miller, D. L., 526
Miller, D. N., 423
Miller, J., 526, 548
Miller, J. G., 411
Miller, L. M. S., 593
Miller, L. S., 521
Miller, L. T., 310
Miller, M. A., 220
Miller, M. J., 442
Miller, P. A., 336
Miller, P. D., 308
Miller, P. H., 161, 235, 306
Miller, P. J., 32, 168, 257, 578
Miller, R. B., 484
Miller, S., 420
Miller, S. A., 240, 306
Milligan, K., 239
Mills, R., 265
Mills, R. S. L., 260
Mills, T. L., 125, 548
Millsap, R. E., 608
Miner-Rubino, K., 533, 535, 537
Minkler, M., 548
Minkoff, H., 54
Mintz, J., 257
Miracle, J. A., 142
Misailidi, P., 335
Mischel, W., 265
Mishra, G., 506
Mistry, R. S., 61, 244
Mitchell, A., 112
Mitchell, B. A., 544, 545
Mitchell, B. D., 566
Mitchell, K. J., 374, 418
Mitchell, P., 331
Mitnick, D. M., 484
Miura, I. T., 309
Mize, J., 263, 279, 345
Modrek, S., 556
Moen, P., 492, 526, 527, 557, 607, 630, 631
Moens, E., 291
Moffitt, T. E., 221, 424, 425, 482
Mohite, P., 277
Mohr, J. J., 475
Mok, M. M. C., 334
Mokdad, A. H., 441, 442
Molfese, V. J., 244
Moll, H., 230
Moll, I., 235
Mollenkopf, H., 616
Moller, K., 484
Moller, L. C., 276
Mommaerts, C., 575
Monahan, K. C., 374
Mondloch, C. J., 125, 145
Monesson, A., 141
Monin, J. K., 586
Monk, C. S., 93, 122, 241
Monsour, M., 477, 625
Montague, D. P. F., 188
Montemayor, R., 330
Montepare, J. M., 572
Montero, I., 23
Montgomery, D. E., 240, 306
Montgomery, G. L., 108, 128
Montgomery, M. J., 404, 454, 469
Montgomery, P., 379
Montgomery, R. J. V., 549, 550
Montgomery-Goodnough, A., 465
Montorsi, F., 507
Montoya, A. G., 444
Moody, J., 423
Moolchan, E. T., 74
Moon, C., 113
Moon, R. Y., 110
Moore, A., 623
Moore, C., 273
Moore, D. R., 378
Moore, D. S., 390
Moore, E. G. J., 314
Moore, H., 649
Moore, J. B., 225
Moore, K. A., 379, 415
Moore, K. L., 47, 56*n*, 81, 81*n*, 82, 83, 84, 86, 122
Moore, M. K., 135, 136, 156
Moore, M. R., 378
Moore, P. J., 333, 334
Moore, R. W., 144
Moore, S. G., 114
Moore, W. S., 451
Moorman, S. M., 579
Moosbrugger, H., 310
Moran, G., 199, 200
Moran, S., 31, 323
Morawska, A., 267
Morelli, G. A., 129, 187, 236
Moreno, A. J., 208
Morgan, B., 241
Morgan, J. D., 642
Morgan, J. L., 141
Morgan, P. L., 62
Morgan, S. P., 446
Morgan-Lopez, A. A., 468
Morikawa, H., 178
Moro-García, M. A., 571
Morrill, M. I., 60
Morris, A. S., 259
Morris, G., 164
Morris, J., 649
Morris, J. E., 351
Morris, J. K., 53
Morris, P. A., 24, 59, 71
Morris, W. L., 487
Morrison, D. R., 379
Morrison, V., 575, 576, 611
Morrongiello, B. A., 146, 222
Morrow, D. F., 376
Morse, S. B., 102
Mortimer, J. T., 478
Morton, J., 145
Mosby, L., 267
Mosca, L., 512
Mosely-Howard, G. S., 66
Moses, L. J., 188, 240
Mosher, W. D., 375
Moshman, D., 20, 383, 384, 385, 402, 451, 452
Moskowitz, D. S., 533
Moss, E., 200, 201, 206
Moss, S. B., 489
Mossey, P. S., 88
Moss-Racusin, C. A., 458
Mosteller, F., 318
Motel-Klingebiel, A., 549
Motl, R. W., 365
Mottus, R., 346
Mounts, N. S., 37, 420
Moxley, D. P., 455
Moyer, A., 488
Moylan, A. R., 307
Mroczek, D. K., 332, 539, 608, 613
Mrug, S., 343
Mu, X., 324
Mu, Y., 309
Muckle, G., 90
Mueller, C. M., 333
Muenchow, S., 67
Muentener, P., 159
Mukamal, K., 632
Mulatu, M. S., 525, 596
Mulder, E. J., 88
Mullainathan, S., 494
Mullen, M., 136
Müller, F., 91*n*
Müller, O., 132
Müller, U., 240, 384
Mullett-Hume, E., 37
Mullis, I. V. S., 388
Mulvaney, M. K., 234
Mulvey, E. P., 425
Mumme, D. L., 188
Munakata, Y., 20, 21, 155, 174
Mundy, P., 241
Munholland, K. A., 197, 201
Munnell, A. H., 557
Munroe, R. L., 273
Muret-Wagstaff, S., 114
Murinson, B. B., 651
Muris, P., 352
Murphy, B. C., 191
Murphy, L. M., 417
Murphy, S. A., 661
Murphy, T. H., 126
Murray, A. D., 109
Murray, C., 312
Murray, K. T., 193, 208
Murray, S. L., 473, 482
Murry, V. M., 346
Musick, K., 491
Mussen, P. H., 265, 370
Mustanski, B. S., 366, 367
Mustard, C., 556
Mutchler, J. E., 631
Mutran, E. J., 545, 546, 649
Muzzatti, B., 389
Myers, D. G., 541
Myers, G. J., 90
Myers, L., 352
Myers, M. G., 381
Myerson, J., 520
Myowa-Yamakoshi, M., 135

N

Nadel, J., 207
Nader, K., 663
Nader, P. R., 365
Nagel, S. K., 61
Nagell, K., 176
Nagin, D. S., 424
Naglieri, J., 234
Nagy, E., 135
Nagy, W. E., 316
Naigles, L. G., 177
Naigles, L. R., 248
Naishadham, D., 510, 511
Naito, M., 306
Najor-Durack, A., 455
Nakamura, J., 540, 595
Nánez, J., Sr., 142
Napier, A. Y., 544
Narasimham, G., 385
Narayan, C., 517
Narr, K. L., 305
Nass, C., 394
Nassar, A. H., 93
Nastasi, B. K., 247
Natale, K., 333
Natale, R., 100
National Academies Committee on National Statistics, 627
National Association for Sport and Physical Education, 298
National Center for Biotechnology Information, 50
National Center for Injury Prevention and Control, 294
National Center on Elder Abuse, 627, 628
National Coalition for the Homeless, 62
National Council of Youth Sports, 296
National Federation of State High School Associations, 364
National Institute on Aging, 583, 584, 585
National Institute on Drug Abuse, 444
National Institutes of Health, 57, 217
National Research Council, 392
National Women's Law Center, 378
Natsuaki, M. N., 369, 370, 371
Navarro, A. M., 100
Naveh-Benjamin, M., 522, 591, 592
Nawrocki, T., 260
Nazzi, T., 231
Neal, M. B., 550, 551
Needham, B. L., 377
Needham, E., 140
Needlman, R., 129
Neely, A. S., 522
Neff, K. D., 337, 409
Neff, L. A., 473
Neiderman, D., 156
Neimeyer, R. A., 645, 646, 660, 663, 665
Neisser, U., 159
Neitzel, C., 234
Nelson, C. A., III, 24, 83, 122, 123, 124, 126, 127, 141, 145, 163, 164, 217, 218, 450, 464
Nelson, D. A., 204, 270, 271, 279, 281, 340, 341
Nelson, H. D., 506
Nelson, K., 257
Nelson, L. J., 464, 465, 466, 467, 468, 469
Nelson, M., 396
Nelson, N. M., 274
Nelson, S. E., 121
Nemet, D., 293
Nemeth, R., 277
Nepomnyaschy, L., 105
Nerenberg, L., 628
Neri, Q., 54
Nesdale, D., 337, 338
Nesselroade, J. R., 614

Neto, F., 478
Nettelbeck, T., 302
Netto, D., 146
Netz, Y., 540
Neubach, B., 554
Neufeld, S. J., 189
Neugarten, B. L., 471, 502, 535
Neuhouser, M. L., 577
Neukam, K. A., 557
Neuman, S. B., 178
Neupert, S. D., 540, 573, 578, 610
Neville, H. J., 125
Newbury, J., 651
Newcomb, A. F., 343, 417
Newcomb, M. D., 396
Newcombe, N. S., 155, 238, 390
Newcomer, R., 619
Newell, L. D., 280
Newell, L. L., 278, 279, 346
Newland, L. A., 201, 202
Newman, F., 502
Newnham, C. A., 103
Newport, E. L., 142, 174, 175
Newsom, J. T., 610
Newton, N., 98
Newton, N. J., 471, 533
Ng, F. F., 334
Ng, T. W. H., 553
Ngata, P., 650
Nguyen, S. P., 275, 275*n*
Nguyen, T. M., 55
Nguyen, T. V., 12
Nguyen, U.-S. D. T., 101
NHPCO (National Hospice and Palliative Care Organization), 651, 652, 653
Ni, Y., 299
Niccolai, L. M., 377
NICHD (National Institute of Child Health and Human Development) Early Child Care Research Network, 171, 172, 202, 203, 246, 250
Nicholls, T. L., 482
Nichols, K. E., 266
Nichols, W. C., 489
Nicholson, J. M., 349, 350
Nickerson, P., 296
Nickman, S. L., 58, 662
Nicoladis, E., 317
Niehaus, M. D., 220
Nielsen, L. S., 292
Nielsen, M., 207
Nielsen, N. M., 93
Nielsen, S. J., 440
Nielson, D., 643
Nievar, M. A., 200
Nigam, M., 20
Ningiuruvik, L., 314
Nippold, M. A., 316
Nisbett, R. E., 312, 314, 384
Nishitani, S., 112
Noack, M. G., 526, 555
Noble, K. G., 102, 303
Noe, G. F., 95
Noël, M.-P., 232
Noguera, P., 324
Noice, H., 523
Noice, T., 523
Nolen-Hoeksema, S., 421, 422, 450
Noll, J., 518
Noller, P., 347
Nomaguchi, K. M., 485
Noom, M. J., 370
Noonan, K., 101
Noppe, I. C., 643, 644
Noppe, L. D., 643, 644
Nordhus, I. H., 587
Norris, J., 545
Norris, L., 595
Norwich, B., 322
Nosarti, C., 101
Nosek, B. A., 389
Noterdaeme, M., 218
Nucci, L. P., 269, 337, 409, 410
Nucci, M. S., 409
Nugent, J. K., 114
Nuland, S. B., 640
Numan, M., 115
Nunes, T., 243
Nunez-Smith, M., 394
Nurmi, J.-E., 279, 280, 392
Nuttall, R. L., 391
Nyberg, L., 522
Nye, B., 318
Nyquist, L., 524

O

Oakes, L. M., 164, 165, 166
Oakland, T. D., 312, 314
Oates, G., 525, 596
Oberecker, R., 175
Öberg, C., 570
Obermeyer, C. M., 506
Obradović, J., 11, 62, 413
Obray, S. J., 623
O'Brien, A., 56*n*
O'Brien, M., 58, 351
O'Brien, M. A., 465
O'Connor, A. R., 293
O'Connor, E., 320
O'Connor, P., 651
O'Connor, P. G., 445
O'Connor, P. J., 92
O'Connor, T. G., 93, 125, 346
O'Dea, J. A., 291
OECD (Organisation for Economic Cooperation and Development), 67*n*, 101, 105, 388, 395, 438, 447, 455, 509, 588
Ogan, A., 168, 227, 235
Ogawa, J. R., 474
Ogbu, J. U., 395
Ogden, C. L., 291
Oh, J.-H., 617
O'Halloran, C. M., 646
Ohannessian, C. M., 381
Ohgi, S., 114
Ohlemiller, K. K., 503
Ohlott, P. J., 495
Okagaki, L., 311
Okami, P., 129
Okamoto, K., 576
Okamoto, Y., 233, 295, 309
Okanda, M., 207
O'Keefe, M. J., 102
O'Laughlin, E. M., 484
Old, S. R., 522
Olds, D. L., 94
O'Leary, D., 488
O'Leary, S. G., 267
Olfman, S., 380
Olineck, K. M., 157
Oliveira, F. L., 436
Ollendick, T. H., 352
Oller, D. K., 176
Olmstead, R., 129
O'Loughlin, M., 385
Olsen, D. M., 445
Olsen, J. A., 280, 391, 415
Olsen, S. F., 278, 279, 280, 346
Olshansky, S. J., 567, 573
Olson, D., 92
Olson, L. S., 396
O'Malley, P., 507
Omar, H., 368
Ondejko, L., 222
Ondrusek, N., 40
O'Neil, M. E., 457
O'Neil, R., 61
O'Neill, G., 631
O'Neill, M., 178
O'Neill, R., 343
Ong, A., 406
Ong, A. D., 608, 660
Ong, W., 322
Onisto, N., 437
Ontai, L. L., 240
Onwuteaka-Philipsen, B. D., 657
Oosterwegel, A., 331, 405
Operario, D., 379
Ophir, E., 394
Opinion Research Corporation, 26
Oppenheim, D., 204
Oppenheimer, L., 331
O'Rahilly, R., 91*n*
Orbio de Castro, B., 270
Ordonana, J. R., 221
Oregon Department of Human Services, 658
Oregon Public Health Division, 658
O'Reilly, A. W., 227
Orfield, G., 321
Ormel, J., 611
Ornstein, P. A., 237
O'Rourke, N., 606
Orth, U., 402, 464, 466
Orwoll, L., 525
Osborn, C. N., 136
Osherson, D. N., 383
Osterweil, P., 101
Ostir, G. V., 575
Ostrosky-Solis, F., 303
Ostrov, J. M., 270, 271
Ostrove, J. M., 13, 533
Oswald, F., 616, 619
Otis, N., 391
Otto, M. W., 353
Oude, L. H., 293
Ouko, L. A., 89
Oumar, F., 199
Ovando, C. J., 318
Overall, N. C., 474
Overton, W. F., 7, 70, 384
Owen, C. G., 131*n*
Owen-Kostelnik, J., 355
Owens, E. B., 280
Owsley, C., 502, 503, 569
Oxford Institute of Ageing, 626, 629, 631
Oyserman, D., 279
Ozanne, S. E., 130
Özçaliskan, S., 176, 248
Ozer, E. M., 372

P

Pacella, R., 293
Pace-Nichols, M. A., 489
Padilla-Walker, L. M., 469
Padula, M. A., 526
Pagani, L. S., 396
Pager, D., 494
Pagnani, A. R., 542
Pahl, K., 406
Paik, A., 446
Painter, J. A., 582
Palermo, G. D., 54
Palincsar, A. S., 320
Palmer, B., 452
Palmer, S., 642
Palmers, E., 232
Palmieri, P. A., 548
Palmore, E., 574
Palop, J. J., 583
Pamplona, R., 433
Pan, B. A., 250
Pan, C. S., 293
Pan, H. W., 261
Panish, J. B., 477
Pantalone, D. W., 376
Papadakis, A. A., 422
Papp, L. M., 60
Paquette, D., 202
Parada, R. H., 403
Paradis, J., 317
Paradise, R., 235, 314
Paramei, G. V., 503
Parameswaran, G., 300
Pardeck, J. T., 62
Pardini, D. A., 267
Parent, A., 366, 367
Paris, A. H., 242, 308
Paris, S. G., 242, 308
Park, C. L., 305, 632
Park, D. C., 519, 523
Park, W., 416
Parke, R. D., 59, 201, 204, 263, 336
Parker, F. L., 246
Parker, J. G., 199, 261, 339, 341, 392, 417
Parker, K. P., 108, 128
Parker, P. D., 389
Parsons, E., 200
Parsons, S., 457
Parsons, T., 355
Parten, M., 261
Pasamanick, B., 107*n*
Pascalis, O., 141, 163
Pascarella, E. T., 454
Pascual-Leone, J., 237
Pasley, K., 349
Pasterski, V. L., 274
Patel, D. R., 294
Patel, K. V., 572
Paterson, S., 155
Patin, R. V., 436
Patock-Peckam, J. A., 468
Patrick, R. B., 411
Patrick, W., 478
Patt, M. B., 256
Pattee, L., 343
Pattenden, S., 88
Patterson, C. J., 492
Patterson, G. R., 178, 424
Pattison, P. E., 308
Paukner, A., 136
Paul, J. J., 342
Pauli, S. A., 54
Paulozzi, L. J., 87
Paulussen-Hoogeboom, M. C., 194
Pawelec, G., 571
Paxson, C., 244
Payne, B. R., 593
Payne, K., 242
Pea, R., 418
Peake, A., 480
Pear, J., 18
Pearce, K. A., 524
Pearlman, D. N., 293
Pearsall, S., 385
Pease, M., 385
Peck, R. C., 604
Peckham, C. S., 293
Pedersen, L. H., 87
Pedersen, S., 341
Pederson, D. R., 199

Peets, K., 343
Peirano, P., 109
Peiró, J., 630
Pellegrini, A. D., 297, 298
Pelletier, J., 239, 306, 307
Pelletier, L. G., 391
Pellicano, E., 241
Pemberton, C. K., 190, 259
Pendell, G., 489
Pendlebury, S. T., 584
Pendry, P., 26
Penner, A. M., 389
Pennington, B. F., 21
Pennington, D. F., 303
Pennock, D., 388
Penny, H., 292
Peplau, L. A., 473
Pepler, D. J., 30, 342
Peralta de Mendoza, O. A., 228
Percival, S., 313
Perelli-Harris, B., 488
Perfors, A., 177
Periss, V., 23
Perkins, H. W., 541
Perlmutter, M., 237, 524
Perls, T. T., 566, 567, 573
Perone, S., 147, 166
Perou, R., 486
Perrin, J. M., 293
Perris, E. E., 166
Perrone, S., 100
Perry, B. D., 353
Perry, D. G., 344, 376
Perry, W. G., Jr., 20, 451
Perry-Jenkins, M., 484, 494
Persaud, T. V. N., 47, 56*n*, 81, 81*n*, 82, 83, 84, 86, 122
Peshkin, A., 33
Pesonen, A.-K., 194
Petch, J., 485
Peter, J., 418
Peters, L., 649
Peters, M., 390
Peters, R. D., 63, 64
Petersen, A. C., 390, 414
Peterson, B. E., 533
Peterson, C., 164, 355, 388
Peterson, C. C., 240
Peterson, G. W., 61
Peterson, L., 222
Peter-Wight, M., 595
Petitto, L. A., 176
Petrides, K. V., 313
Petrill, S. A., 70
Petrofsky, J., 581
Petrovic, K., 627
Petrun, C., 643
Petrunka, K., 63, 64
Pettigrew, T. F., 338
Pettit, G. S., 263, 280
Pew Forum on Religion and Public Life, 465, 479
Pew Research Center, 412, 447, 487, 488, 655, 656
Pezaris, E., 391
Pezé, A., 140
Pfeffer, C. R., 37
Pfeffer, K., 303
Pfeifer, J. H., 338
Pharo, H., 367, 368
Philibert, R. A., 194, 280
Philips, S. U., 167
Phillips, A. T., 165
Phillips, D., 128
Phillips, L. H., 593
Phillips, M., 61
Phillips, M. J., 648
Phinney, J. S., 406
Phuong, D. D., 438
Piaget, J., 18, 30, 152, 153, 154, 155, 161, 226, 228, 230, 233, 382, 386, 450
Pianta, R. C., 246, 263, 320, 354
Picano, J., 541
Pick, A. D., 176
Pickard, M. B., 158
Pickens, J. N., 135, 163, 260
Pickett, K. E., 110, 439
Pienta, A. M., 618
Pierce, K. M., 63
Pierce, S. H., 307
Pierroutsakos, S. L., 159
Pietilainen, K., 130
Pietz, J., 102
Piirto, J., 312
Pike, A., 26
Pikhart, H., 53
Pillay, U., 476
Pillemer, D. B., 593
Pillemer, K., 545
Pillow, B., 383
Pilz, K. S., 521
Pimentel, A. E., 437
Pina, A. A., 352
Pine, J. M., 249
Pinette, M. G., 100
Ping, R. M., 232
Pinker, S., 250
Pinquart, M., 487, 550, 551, 586, 611, 631
Piotrowski, J. T., 247
Pirie, K., 444
Pisani, L., 199
Pisoni, D. B., 179
Pitkala, K. H., 576
Pitkin, J., 506
Pixley, J. E., 536, 537
Pizarro, D. A., 313, 414
Plante, I., 343
Platz, M., 606
Pleck, J. H., 350
Plester, D., 503
Plickert, G., 611
Ploeg, J., 545
Plomin, R., 69, 70, 72, 73, 171, 313
Plucker, J. A., 323
Plude, D. J., 521
Pluess, M., 71, 194
Poehlmann, J., 102, 200
Poelhuis, C. W. K., 58, 313
Pogarsky, G., 379
Polderman, T. J. C., 303
Poldrack, R. A., 394
Polka, L., 141
Pollak, S. D., 193, 283
Pollatsek, A., 308
Pollitt, C., 248
Pollitt, E., 92
Pomerantz, E. M., 333, 334, 343, 392, 415
Pomerleau, A., 379
Pong, S., 33, 281
Ponnappan, S., 571
Ponnappan, U., 571
Pons, F., 335
Poobalan, A. S., 440, 441
Poon, L. W., 567, 592
Poon, S., 512
Popenoe, D., 490
Popkin, B. M., 292, 372, 440
Porter, R. H., 112
Portes, A., 32
Posner, J. K., 351
Posner, M. I., 163, 189, 191
Posthuma, R. A., 553
Postolache, T. T., 422
Poston, D. L., Jr., 346
Poti, J. M., 292
Potocnik, K., 630
Poudevigne, M., 92
Poulin-Dubois, D., 157, 273
Povinelli, D. J., 257
Powdthavee, N., 541
Powell, A., 422
Powell, C., 92
Powell, F. C., 645
Powell, J. L., 10
Power, T. G., 297
Powers, J. L., 418
Powers, L. M., 272, 343
Powlishta, K. K., 276, 343, 344, 387
Prager, K. J., 542
Pratt, M. W., 279, 410, 413, 533
Prechtl, H. F. R., 83, 107*n*
Preece, J., 599
Preissler, M. A., 228
Prencipe, A., 337
Prepin, K., 207
Prescott, C., 381
Presnell, K., 371
Pressley, M., 162, 305, 308
Prevatt, F., 396
Previc, F. H., 218
Price, J., 661
Price, J. M., 263
Priess, H. A., 414, 484
Prince, M., 582
Prinstein, M. J., 341, 419, 424
Prinz, W., 140
Proctor, B. D., 61
Proctor, M. H., 292
Profilet, S. M., 263
Programme for International Student Assessment, 324
Proulx, K., 648
Pruden, S. M., 249
Pryor, J. H., 466
Prysak, M., 93
Pudrovska, T., 547
Pugh, K. L., 567
Puhl, R. M., 292, 439, 440
Pujol, J., 124
Punamaki, R. L., 54
Putallaz, M., 343
Putnam, S. P., 191
Puzia, M. E., 283
Pyka, G., 578
Pyszczynski, T., 645

Q

Qian, Z., 480
Qin, D. B., 32
Quas, J. A., 355
Querido, J. G., 176
Quill, T. E., 658
Quine, S., 630
Quinn, J. F., 629
Quinn, P. C., 145, 158, 165, 390
Quinn, R. A., 128

R

Raaijmakers, Q. A. W., 411
Rabbitt, P., 596
Rabig, J., 619
Raboy, B., 492
Radke-Yarrow, M., 264
Radler, B. T., 532
Raevuori, A., 372
Raffaelli, M., 374
Ragow-O'Brien, D., 653
Rahav, G., 544
Rahhal, T. A., 592
Rahi, J. S., 293
Rahm, K. B., 477
Rahman, Q., 376
Raikes, H. A., 194, 201, 258, 259, 263
Raikes, H. H., 173
Räikkönen, K., 513, 516
Rait, G., 583
Rakison, D. H., 158, 164, 166
Rakoczy, H., 227
Raley, S. B., 26
Ralston, S. H., 513
Ramamurthy, D., 293
Ramani, G. B., 207
Ramaswami, A., 493
Ramchandani, P. G., 187
Ramey, C. T., 173, 246
Ramey, S. L., 173, 246
Ramin, S. M., 95
Ramirez, A., 446
Ramo, D. E., 381
Ramos, E., 364
Ramos, M. C., 190
Rampell, C., 493
Ramsay, D. S., 193, 207
Ramsay, J. T., 63
Ramsey-Rennels, J. L., 145
Ramus, F., 113
Ranalli, C., 595
Rando, T. A., 659
Rangel, C., 321
Rao, G., 291
Rao, N., 276, 486
Rapattoni, M., 611
Rapson, R. L., 475
Raqib, R., 433
Rasbash, J., 346
Rasmussen, C., 243
Rasmussen, E. R., 304
Ratan, R., 126
Rathunde, K., 319, 595
Rau, B. L., 558
Rauber, M., 298
Rauer, A. J., 264
Raver, C. C., 62, 75, 189, 303, 351
Ravid, D., 316
Ravitch, D., 319, 324
Ravussin, E., 505
Raw, M., 444
Rawlins, W. K., 624
Ray, S. D., 228
Rayner, K., 308
Raynor, H. A., 293
Raynor, R., 17
Raz, N., 520, 568
Razza, R. P., 237
Ready, C. B., 449
Ream, G. L., 377
Reay, A. C., 627, 628
Reddin, J., 457
Redman, L. M., 505
Reed, M. J., 11, 354
Rees, J., 199
Reese, E., 165, 238
Reese, K., 384
Reeve, R. A., 308
Regan, P. C., 473
Regnerus, M., 412
Reich, S. M., 418
Reichert, M., 619
Reid, H. M., 476
Reid, J. M., 272
Reid, K. F., 572
Reid, M. J., 272
Reid, S., 472
Reilly, J. S., 126

Reinhard, S. C., 589
Reis, O., 405
Reis, S. M., 323
Reiser, L. W., 369
Reisman, J. E., 111*n*
Reisner, E. R., 63
Reiss, D., 72, 416
Reiss, N. S., 612, 613
Reiter, S., 35
Reitzes, D. C., 545, 546
Rendell, P. G., 593
Renk, K., 379, 403
Renninger, K. A., 320
Repacholi, B. M., 188
Repetti, R. L., 26, 494
Reppucci, N. D., 355, 426
Resnick, M., 247
Resnick, M. B., 106
Rest, J. R., 408
Resta, R., 53
Rettew, D. C., 74
Reuter-Lorenz, P. A., 568
Rey-Casserly, C., 101
Reyes-Ortiz, C. A., 573
Reyna, V. F., 388
Reynolds, A. J., 246
Reynolds, P., 457
Rhoades, B. L., 237
Rhoades, G. K., 488
Rhodes, J. E., 380
Rholdes, M., 344
Rhone, M., 569
Rice, S. J., 663
Richard, C. A., 621
Richards, D., 279
Richards, M., 369
Richardson, H. L., 110
Richardson, V. E., 660
Richgels, D. J., 242
Richie, B. S., 494
Richler, J., 221
Richmond, J., 135
Ridenour, T. A., 70
Rideout, R., 355
Rideout, V. J., 246, 247, 271, 389, 394, 418
Ridley-Johnson, R., 107, 107*n*
Riediger, M., 590
Riestenberg, N., 426
Rietjens, J., 657
Riffin, C., 608
Rifkin, A., 200
Riggle, E., 465
Riksen-Walraven, J. M., 131
Riley, J. R., 354
Riley, L. D., 549
Rinaldi, J., 272
Rinaldo, L. A., 577
Ringbäck, W. G., 442
Ripperger, T., 510
Ripple, C. H., 67
Riskind, R. G., 492
Risley, T. R., 170, 250
Rissanen, A., 130
Ritchey, L. H., 614
Ritchey, P. N., 614
Ritchie, L. D., 371
Ritter, J. O., 537
Riva, D., 218
Rivard, V., 606
Rivera, S., 161
Rivkees, S. A., 84
Rivlin, R. S., 504
Rizvi, S. I., 505
Rizzolatti, G., 136
Roach, M. A., 102
Robb, A. L., 621
Robb, A. S., 372
Robbins, B. D., 380
Robert, S. A., 439, 566, 575
Roberto, K. A., 476, 551, 625
Roberts, B. W., 36, 193, 539, 542
Roberts, C., 388
Roberts, D. F., 246, 247, 271, 374, 389, 394, 418
Roberts, J., 54
Roberts, J. E., 244
Roberts, P., 664
Roberts, R. E., 406
Roberts, R. J., Jr., 21
Roberts, T., 225, 242
Roberts, W., 260
Robertson, J., 350
Robertson, K. F., 458
Robin, A. L., 373
Robine, J.-M., 566
Robins, R. W., 331, 335, 464, 466, 538
Robinson, C. C., 261, 270
Robinson, J. L., 208
Robinson, K. M., 587
Robinson, M., 608
Robinson, M. L., 74
Robinson, S., 241
Robinson, S. E., 665
Robinson, S. L., 271
Robitaille, A., 606
Robles, T. F., 437
Roca, A., 87
Rochat, P., 106, 139, 140, 159, 176, 188, 206, 207, 227
Rodemaker, J. E., 178
Rodgers, B., 631
Rodgers, L., 473
Rodgers, R. F., 556
Rodham, K., 422
Rodin, P. A., 546
Rodkin, P. C., 341
Rodman, J., 441
Rodrigue, K. M., 520, 568
Rodriguez, A., 218
Rodríguez, B., 479
Rodriguez, J. M., 548
Rodriguez, L. F., 396
Roebers, C. M., 355
Roehling, P. V., 492, 526
Roelfsema , N. M., 83
Roemmich, J. N., 293, 363, 366, 366*n*
Roeser, R. W., 391, 392
Rogers, S. J., 489
Rogers, W. A., 574
Rogoff, B., 24, 167, 235, 236, 300, 301, 306, 314
Rogol, A. D., 363, 366, 366*n*
Rohner, R. P., 204
Rohr, M. K., 9
Rohrbeck, C. A., 320
Roid, G., 243, 309
Roisman, G. I., 201, 474
Rokach, A., 477, 478
Rokach, R., 543, 544
Rolfhus, E., 310
Rollins, K. B., 230
Rolls, B. J., 440
Romano, E., 243
Rome-Flanders, T., 176
Romero, A. J., 406
Romney, A. K., 273
Rönnqvist, L., 217
Rooksby, M., 165
Rooney, J., 649
Roopnarine, J. L., 201, 262, 281
Rosander, K., 113, 140, 142, 155
Rose, A. J., 341, 343, 418
Rose, S. A., 144, 163
Roseman, M., 186
Rosen, A. B., 230
Rosen, C. S., 37, 353
Rosen, D., 371
Rosén, M., 442
Rosen, R. C., 446
Rosen, S., 503
Rosenbaum, J. E., 379
Rosenblatt, D. E., 627
Rosenblatt, P. C., 664
Rosenblum, T. B., 312
Rosenfeld, B., 650
Rosenfeld, L. B., 472
Rosenfeld, R. G., 219
Rosengren, K. S., 207, 225, 230
Rosenman, R. H., 513
Rosenstein, D. L., 648
Roseth, C. J., 298
Rosetta, L., 131*n*
Ross, C. E., 573
Ross, E., 248
Rossen, E. K., 608
Ross-Griffin, S., 457
Rossi, A. S., 504, 506, 533, 535, 576
Rossor, M. N., 108
Rostosky, S. S., 465
Rotenberg, N., 48
Rothbart, M. K., 70, 163, 189, 190, 191, 193
Rothbaum, F., 193, 199
Rothblum, E. D., 488
Rothenbacher, D., 131*n*
Rothman, S. M., 584
Rothwell, P. M., 584
Rotman, T., 484
Rott, C., 567
Rouselle, L., 232
Rousseau, P., 647
Routledge, C., 645
Rovee-Collier, C. K., 134, 156, 163, 164, 165, 166
Rowe, C. C., 584
Rowe, M. L., 176, 179
Rowland, C. F., 249, 250
Rowley, S. J., 343
Roy, K. M., 533
Rozin, P., 230
Rubenstein, L. Z., 582
Rubia, K., 283
Rubin, C., 366, 366*n*
Rubin, D., 548
Rubin, D. C., 592, 593
Rubin, D. M., 94
Rubin, K. H., 192, 194, 261, 262*n*, 263, 280, 339, 341, 417
Rubin, L. R., 414
Rubin, S. E., 493
Ruble, D. N., 193, 208, 273, 277, 278, 338, 343
Ruchkin, V., 353
Ruck, M. D., 410, 411
Ruderman, M. N., 495
Rudolph, K. D., 391, 403
Rudy, D., 281
Rueter, M. A., 416
Ruff, H. A., 163, 189, 227
Ruffman, T., 156, 240, 383
Ruitenberg, A., 586
Ruiz, I., 163
Ruiz, J. M., 514
Ruiz, J. R., 432
Ruiz-Peláez, J. G., 103
Rumbaut, R. G., 32
Runco, M. A., 323, 542
Rurup, M. L., 657
Rusbult, C. E., 473
Rusconi, A., 545
Rushton, J. L., 421
Rushton, J. P., 71, 72, 312
Russac, R. J., 645, 646
Russell, A., 279, 345
Russell, J. A., 115, 258
Russell, R. B., 48
Russell, S. T., 391
Russo, C., 595
Ruthruff, E., 521
Rutland, A., 339, 410
Rutter, M., 7, 70, 71, 72, 73, 125, 199
Ryan, E., 352
Ryan, E. B., 574
Ryan, M. K., 555
Ryan, R. M., 62
Rybash, J. M., 591
Rydell, A.-M., 320
Ryding, M., 293
Ryff, C. D., 532, 533, 538, 539, 541, 545, 576
Rynearson, E. K., 662

S

Saarni, C., 185, 187, 188, 258, 335, 336
Sabadish, N., 459, 467
Sabbagh, M. A., 249
Sabo, D., 296
Sacca, S. C., 569
Sacks, P., 320
Sadeh, A., 108, 128
Sadler, P., 472
Sadler, T. W., 81, 83
Safe Kids USA, 221, 222
Saffran, J. R., 85, 113, 142, 174
Safren, S. A., 376
Saginak, K. A., 481, 494
Saginak, M. A., 481, 494
Sagi-Schwartz, A., 198, 199
Sahathevan, R., 585
Sahlberg, P., 324
Sahler, O. J., 643
St. Jacques, P. L., 593
St James-Roberts, I., 111, 112
St. Louis, G. R., 406
Saito, Y., 551
Sakraida, T. J., 544
Salanterä, S., 112
Salapatek, P., 144
Salari, S., 628
Salas-Salvadó, J., 433
Sale, A., 125
Saleh, A. S., 577
Salerno, M., 219
Salihu, H. M., 93
Salisbury, A. L., 87
Salley, B. J., 177
Salloum, A., 662
Salmivalli, C., 342
Salomon, J. A., 565
Salovey, P., 313, 336
Salsa, A. M., 228
Salter, D., 353
Salthouse, T. A., 519, 520, 521, 522
Salvaterra, F., 58
Salvioli, S., 52
Samarel, N., 647, 650
Samek, D. R., 416
Sameroff, A. J., 10, 173, 393
Sampselle, C. M., 507
Samson, A. V., 191
Samuelson, G., 567
Samuolis, J., 395
Sanbonmatsu, D. M., 189
Sanchez, M. M., 283

Sanchez, R. P., 157
Sanders, D. M., 292
Sanders, M., 267
Sanders, O., 354
Sanders, P., 178, 343
Sanders, S., 617, 619
Sanderson, C. A., 477
Sanderson, J. A., 269
Sandfort, T. G. M., 492
Sandler, J. C., 355
Sandnabba, N. K., 274
Sandrin, D., 112
Sandström, A., 554
Sangrigoli, S., 145
San Juan, V., 239
Sann, C., 112, 146
Sansavini, A., 113
Santiago, C. D., 10
Santoloupo, S., 413
Santtila, P., 447
Sanz, A., 433
Sarama, J., 243, 247
Sarason, S. B., 556
Sarnecka, B. W., 243
Sarrazin, P., 296
Sasser-Coen, J. A., 525
Sastry, J., 573
Satin, J. R., 648
Sato, T., 274
Saucier, J. F., 32
Saudino, K. J., 171, 192, 194
Saunders, B. E., 354
Sautter, J. M., 446, 566
Savage, J. S., 448, 449*n*
Savina, C., 577
Savin-Williams, R. C., 376, 377
Saw, S. M., 293
Sawyer, A. M., 426
Sawyer, J., 59
Saxe, G. B., 24
Saxon, J. L., 333
Saxton, M., 251
Sayegh, P., 551
Sayer, A. A., 363
Sayer, L. C., 480
Saygin, A. P., 175
Sayil, M., 370
Saylor, M. M., 157, 159, 249
Saywitz, K. J., 355
Sbarra, D., 348
Scanlon, K., 220
Scarlett, W. G., 412
Scarmeas, N., 585
Scarr, S., 72, 314
Scelfo, J., 374
Schaal, B., 112, 113
Schacht, P. M., 60
Schaefer, J. T., 472
Schaefer-McDaniel, N. J., 63
Schaeffel, F., 293
Schafer, R. B., 472
Schäfer, S., 573
Schaie, K. W., 518, 519, 520, 590, 596, 597
Schalet, A., 379
Schamberg, M. A., 303
Scharling, H., 443
Scharrer, E., 271
Schaufeli, W. B., 554
Schectman, R. M., 421
Scheibe, S., 9
Scher, A., 128
Schewe, P. A., 448, 449*n*
Schiamberg, L. B., 627, 628
Schieman, S., 610, 611, 626
Schiff, B., 606
Schigelone, A. R. S., 619
Schiller, M., 201
Schimmele, C. M., 621, 622
Schindler, H. S., 374, 485
Schindler, I., 631
Schlackman, L. J., 101
Schlaggar, B. L., 22
Schlagmüller, M., 307
Schlegel, A., 370
Schley, S., 379
Schlossberg, N., 557
Schmeichel, B. J., 646
Schmertz, B., 526
Schmidt, K.-H., 554
Schmidt, K. L., 266
Schmidt, L. A., 192
Schmidt, M. E., 159
Schmidt, M. H., 106
Schmidt, U., 373
Schmitt, D. P., 542
Schmitt, M. T., 555
Schmitz, S., 190
Schneewind, K. A., 473
Schneider, B. H., 206
Schneider, D. E., 555
Schneider, W., 246, 247, 304, 305, 306, 307, 355, 450
Schneiderman, N., 449
Schneiders, J., 369
Schneller, D. P., 544
Schnohr, P., 443, 573
Schofield, W., 92
Scholl, B. J., 241
Scholl, T. O., 92
Scholnick, E. K., 237, 303
Schonberg, R. L., 53, 56
Schöner, G., 155
Schonert-Reichl, K. A., 410
Schooler, C., 525, 596
Schoon, L., 457
Schoppe, S. J., 191
Schoppe-Sullivan, S. J., 484, 485
Schor, J. B., 440
Schorge, J., 86
Schott, J. M., 108
Schroeder, R. D., 280
Schroots, J. J. F., 593
Schuckit, M. A., 444
Schuengel, C., 200
Schuetze, P., 87
Schull, W. J., 89
Schulte-Ruther, M., 136
Schultz, J. B., 370
Schultz, K., 630
Schultz, R., 587, 611, 613
Schulz, M. S., 485
Schulz, R., 436, 586, 610
Schumann, C. M., 241
Schuneman, M. J., 383
Schut, H., 660, 664
Schwab-Stone, M., 353
Schwade, J. A., 176
Schwanenflugel, P. J., 306
Schwarte, A. R., 51
Schwartz, B. L., 523, 594
Schwartz, C. E., 192
Schwartz, J. P., 482
Schwartz, M., 26, 291, 372
Schwartz, S. J., 404, 465
Schwarz, N., 30
Schwebel, D. C., 221, 222, 294
Schweiger, W. K., 58
Schweinhart, L. J., 245
Schweizer, K., 310
Schwenck, C., 305
Schwier, C., 157
Scocco, P., 611
Scott, J., 645
Scott, J. A., 316
Scott, L. D., 406
Scott, L. S., 123, 141
Scott, M. E., 491
Scott, P. M., 265
Scott, R. M., 239
Scott, V., 582
Scottham, K. M., 406
Scrutton, D., 139
Scuccimarri, C., 379
Scullin, M. K., 593
Seale, C., 659
Seals, D. R., 436, 437
Seaton, E. K., 406
Sebastián, E., 249
Seeher, K., 583
Seeman, E., 504
Seeman, T. E., 585
Seiberling, K. A., 570
Seibert, A. C., 205, 346
Seid, M., 263
Seiden, H. M., 661
Seidl, A., 142
Seidman, E., 391, 392
Seifer, R., 201
Seiffge-Krenke, I., 469
Seitz, V., 379
Seki, Y., 306
Sekita, A., 586
Sekuler, A. B., 521
Selfhout, M. H. W., 417
Seligman, M. E. P., 315
Sellers, R. M., 406
Selman, C., 433
Seltzer, M. M., 545
Selwood, A., 587, 627
Selwyn, P. A., 647, 665
Semanik, P. A., 581
Senechal, M., 242
Senghas, A., 248
Senior, G. J., 144
Senju, A., 176, 239
Sentz, J., 220
Serafini, T. E., 404
Serbin, L. A., 276, 343, 344
Sergeant, J. F., 617
Sermon, K., 56*n*
Serpell, R., 26
Serra, L., 583
Service Canada, 630
Sesame Workshop, 246
Settersten, R. A., 471, 545
Settles, B. H., 494
Settles, I. H., 493
Sevigny, P. R., 204
Sexton, C., 62
Seymour, S. C., 139
Shaeer, K., 507
Shaeer, O., 507
Shafer, V. L., 174
Shaffer, A., 11, 416
Shaffer, T. G., 276
Shafto, M. A., 594
Shager, H., 246
Shah, T., 110
Shalev, I., 433
Shanahan, L., 414
Shanahan, M. J., 5
Shaner, T. L., 521
Shannon, J. D., 179
Shao, L., 580
Shao, Y., 331
Shapiro, A., 485
Shapiro, C. J., 305
Shapka, J. D., 331
Sharon, D., 544
Sharp, E. A., 487
Sharp, K., 643
Sharpe, T., 609
Shastri, J., 277
Shatz, M., 175, 230
Shaver, P., 421
Shaver, P. R., 474, 660
Shaw, B. A., 616
Shaw, D. S., 11, 341, 346, 424
Shaw, P., 305
Shay, J. W., 432
Shea, A. K., 92, 93
Shea, J. L., 506, 508
Shedler, J., 380
Sheeder, J., 375
Sheehan, G., 348
Sheehan, N. W., 627
Shen, Y.-L., 374
Sheng, X., 494
Shepherd, H., 494
Sheridan, K., 312
Sherman, A. M., 476, 477
Sherman, C. W., 627
Sherman, S. L., 53
Sherrod, L. R., 412
Sherry, B., 292
Sheu, C.-F., 217
Shibusawa, T., 478
Shic, F., 241
Shield, R. R., 652
Shields, G., 65
Shields, R., 222
Shierholz, H., 459, 467
Shifren, J. L., 446
Shimada, S., 136
Shimizu, H., 411
Shin, J. S., 432
Shiner, R. L., 70, 193
Shinn, M., 62
Shipman, K. L., 336
Shirley, L., 276
Shmotkin, D., 539
Shoffner, M. F., 457
Shonkoff, J. P., 69, 128
Shor, E., 623
Short, M. M., 164
Shrout, P. E., 138
Shuey, K., 549, 550
Shultz, J. M., 570
Shultz, K. S., 630
Shumow, L., 340
Shure, M. B., 272
Shuwairi, S. M., 143
Shwalb, D. W., 281, 480
Shweder, R. A., 7, 32
Sibley, C. G., 474
Sidebotham, P., 282
Sidle, A. L., 230
Siebenbruner, J., 374
Siegal, M., 269, 317
Siega-Riz, A. M., 131, 372
Siegel, D. H., 305
Siegel, K., 662
Siegel, R., 510, 511
Sieger, K., 379
Siegler, R. S., 20, 21, 232, 305, 309
Siervogel, R. M., 290
Siimes, M. A., 371
Silk, J. S., 279, 415, 486
Silvén, M., 176
Silver, E. J., 298
Silver, M. H., 567
Silver, R. C., 353
Silverberg, S. B., 544
Silverman, B., 247

Silverman, I., 390
Silverman, P. R., 647, 662
Silverman, W. K., 352
Silverstein, M., 546, 549, 550, 552, 618, 624
Simcock, G., 159, 164, 165, 207, 228
Simion, F., 109, 145
Simmons, R. G., 391
Simmons, T., 621
Simon, N. M., 433
Simon, T. R., 424
Simoneau, M., 384
Simons, J. S., 591, 592
Simons, L. G., 66
Simons, R. L., 282
Simonton, D. K., 453, 454
Simpson, E. A., 141
Simpson, J. A., 472
Simpson, J. L., 53, 186
Simpson, R., 458
Singer, B. H., 545, 576
Singer, D. G., 247
Singer, J. L., 247
Singer, Y., 651
Singh, S., 375
Singleton, J. L., 174
Sinkkonen, J., 371
Sinno, S., 269
Sinnott, J. D., 451, 453
Sirois, S., 155
Sirsch, U., 464
Sizonenko, S. V., 97
Skaalvik, E. M., 331
Skaff, M. M., 544
Skara, S., 381
Skinner, B. F., 17
Skinner, E. A., 334
Skoe, E. E. A., 409, 410
Skorikov, V., 456
Skouteris, H., 103
Skully, R., 577
Skultety, K. M., 535, 536
Slack, A., 589
Slack, K. S., 220
Slade, M. D., 570
Slater, A., 113, 142, 145, 163
Slaughter, V., 642, 643
Slavin, R. E., 455
Sleet, D. A., 221
Slemmer, J. A., 142
Slep, A. M. S., 484
Sloan, F. A., 569, 574
Slobin, D. I., 250
Slomczynski, K. M., 525, 526
Slonims, V., 53
Sloter, E., 507
Slusher, M. P., 621
Slutske, W. S., 444
Sluzenski, J., 155
Smahel, D., 418
Small, B. J., 591, 665
Small, M., 114
Small, S. A., 32
Smart, J., 108
Smetana, J. G., 269, 409, 415, 416, 479
Smirles, K. A., 533
Smith, A., 380
Smith, A. N., 493
Smith, B. H., 305
Smith, C. (Camille), 486
Smith, C. (Christian), 412, 465, 479
Smith, C. D., 568
Smith, C. L., 34, 513
Smith, C. M., 436, 571
Smith, D. G., 367
Smith, G. C., 548
Smith, J. (Jacqui), 8, 438, 509, 575, 590, 595, 596, 607, 608, 620, 621, 625
Smith, J. (James), 573
Smith, J. (Jason), 645, 646
Smith, J. (Julia), 267
Smith, J. C., 61, 585
Smith, K. E., 351
Smith, L. B., 138, 166, 248
Smith, N., 516
Smith, P. K., 297
Smith, P. T., 623
Smith, R. S., 106
Smith, T. W., 447, 513, 514
Smokowski, P. R., 33
Smyer, M. A., 611
Smyke, A. T., 127, 199
Snarey, J., 533
Sneed, J. R., 38, 536, 537
Snell, E. K., 26
Snell, P., 465, 479
Snider, J. B., 392, 415
Snidman, N., 192
Snow, C. E., 250, 316, 317
Snyder, J., 342
Snyder, J. S., 568
Snyder, K. A., 21
Soares, C. N., 506
Sobel, D. M., 227
Sobolewski, J. M., 349
Society for Research in Child Development, 39, 39*n*
Soderstrom, M., 142, 516
Soenens, B., 404, 464
Soetens, B., 292
Sofi, F., 585
Softas-Nall, B., 548
Solé-Auró, A., 576
Soli, A. R., 346
Sollie, D. L., 473
Solomon, J., 197
Solomon, J. C., 548
Solomon, S. E., 488
Son, J., 535
Sondergaard, C., 88
Song, J., 258
Sontag, L. M., 421
Sophian, C., 232
Sörensen, S., 550, 551, 586, 611
Sørensen, T. I., 292
Sosa, R., 99
Sosik, J. J., 526, 553
Soska, K. C., 143
Soto, C. J., 538, 542
Soto, P., 249
Soulsby, L. K., 623
Soussignan, R., 112, 113
South African Department of Health, 90
Sowell, E. R., 124, 305
Sowers, M. F., 504
Spagnola, M., 26
Spatz, D. L., 129
Speakman, J. R., 433
Spear, L., 367
Speece, D. L., 242
Speece, M. W., 643
Spelke, E. S., 140, 159, 160, 165
Spence, I., 390
Spence, M. J., 85, 113
Spencer, J. P., 140, 166
Spera, C., 392
Spere, K. A., 177
Sperling, R. A., 583
Spidel, A., 482
Spieker, S. J., 162, 236
Spieler, D. H., 594
Spielmann, G., 433
Spiewak, G. S., 412
Spinath, F. M., 70
Spinks, A., 294
Spinrad, T. L., 189, 260, 265
Spirito, A., 422
Spiro, A., III, 608, 613, 632
Spitze, G. D., 478, 626
Spock, B., 15, 129
Spokane, A. R., 456
Sporte, S. E., 413
Sprague, K. E., 242
Sprecher, S., 446, 472, 473, 474, 475
Spuhl, S., 234
Spurk, D., 484
Srivastava, S., 537, 542
Sroufe, L. A., 7, 185, 198, 201, 206
Stacey, J., 492
Stackert, R. A., 474
Staff, J., 395, 396
Stahl, S. A., 308
Staines, G., 523
Stams, G. J. M., 58, 206, 411
Stanley, J. C., 389
Stanley, S. M., 488
Stanley-Hagan, M., 350
Stanovich, K. E., 31, 316
Stanowicz, L., 251
Stansbury, K., 192
Starks, M. T., 377
Starr, J. M., 596
Starr, M. S., 308
Starr, R. J., 653
Statham, J. A., 574
Stattin, H., 279, 280, 371, 392
Staudinger, U. M., 7, 8, 71, 526, 540, 555, 574, 590, 595, 596, 615
Stauffacher, K., 270
Steele, C. M., 315
Steele, H., 201
Steele, K. H., 225
Steele, L. C., 355
Steele, M., 201
Steele, S., 241
Steenhuis, I. H., 440
Stegge, H., 335
Stehr-Green, P., 221
Stein, C. H., 550
Stein, J. H., 369
Stein, N., 258
Stein, R. E. K., 298
Steinberg, L. D., 278, 279, 280, 367, 371, 374, 392, 415, 416, 420, 425, 486
Steiner, J. E., 112, 134
Steiner, M., 92, 93
Steinhausen, C., 372
Stella, J., 241
Stenberg, C., 186, 188
Stephens, B. E., 102
Stephens, B. R., 145
Stephens, M. A. P., 549
Stephens, P. C., 381
Steptoe, A., 64
Stern, D., 188
Stern, Y., 585
Sternberg, R. J., 20, 161, 243, 309, 310, 311, 314, 315, 322, 323, 454, 473, 524, 525, 590
Stessman, J., 432
Stevens, J., 504
Stevens, J. A., 582
Stevens, J. C., 570
Stevens, N., 417
Stevenson, H. W., 324
Stevenson, R., 248
Stevens-Simon, C., 375
Stewart, A., 661
Stewart, A. J., 12, 13, 471, 533, 535, 537
Stewart, A. L., 552
Stewart, J. H., 266, 266*n*
Stewart, P. W., 90
Stewart, R. B., Jr., 485
Stewart, S., 472
Stewart-Brown, S., 313
Stewin, L., 665
Stice, E., 371
Stifter, C. A., 171, 194, 280
Stiles, J., 122, 126
Stillman, R. D., 113
Stilson, S. R., 171
Stinchcomb, J. B., 426
Stine-Morrow, E. A. L., 10, 593, 597
Stinnett, H., 472
Stipek, D. J., 208, 245
Stoch, M. B., 132
Stocker, C. M., 25, 346
Stoesz, D., 67
Stohs, S. J., 433
Stolz, H. E., 415
Stone, A. A., 539
Stone, L., 418
Stone, M. R., 419
Stone, P., 493
Stone, R. I., 589
Stoneman, Z., 205
Stoppa, T. M., 465
Storch, S. A., 242
Stormshak, E. A., 60, 406
Story, R., 293
Stout, M., 410
Stouthamer-Loeber, M., 425
Strain, L. A., 631
Strambler, M. J., 315
Strapp, C. M., 251
Strasburger, V. C., 372
Stratton, D. C., 623
Straus, M. A., 266, 266*n*
Strawbridge, W. J., 609
Strayer, J., 260
Strazdins, L., 351
Street, A. E., 449
Streissguth, A. P., 87, 89
Streri, A., 112, 146
Striano, T., 176, 188, 207, 227
Stricker, G., 477
Striegel-Moore, R. H., 371
Stright, A. D., 234, 307
Stringer, K. J., 456, 457, 465
Strober, M., 373
Stroebe, M. S., 660, 664
Stroebe, W., 660
Strohschein, L., 348
Stromswold, K., 175
Strough, J., 541, 594, 595
Stroup, D. F., 100
Strouse, D. L., 420
Stryker, M. P., 125
Stuart, M., 589
Studer, J., 453, 605
Stuewig, J., 260
Stuhlman, M., 320
Sturaro, C., 341
Sturge-Apple, M. L., 187
Sturgeon, S., 543
Styne, D. M., 363
Su, T. F., 33
Suarez-Morales, L., 416
Suárez-Orozco, C., 32
Subbotsky, E., 230
Subrahmanyam, K., 230, 314, 418
Substance Abuse and Mental Health Services Administration, 87
Suchindran, C., 373

Suddendorf, T., 207
Sugimoto, K., 570
Suitor, J., 545
Sullivan, K., 110
Sullivan, K. T., 473
Sullivan, M., 209
Sullivan, M. C., 102
Sullivan, M. W., 186
Summers, R. W., 628
Suomi, S. J., 136
Super, C. M., 114, 128, 139
Supple, A. J., 32, 415
Surething, N. A., 458
Surian, L., 317
Susman, E. J., 362, 370
Susman-Stillman, A., 345
Sussman, A. L., 105, 485
Sussman, S., 381
Sutherland, C., 581
Sutton, M. J., 374
Suveg, C., 336
Sveen, C.-A., 661
Sverke, M., 492
Svetina, M., 20, 232
Swartz, T. T., 549
Sweeney, B., 163
Sweet, M. A., 173
Sweet, S., 526
Swenson, L. D., 248
Swenson, L. P., 341
Swingley, D., 142
Swinson, J., 276
Symons, D. K., 200
Szaflarski, J. P., 218
Szanton, S., 564
Szkrybalo, J., 277
Szlemko, W. J., 89

T

Tabibi, Z., 303
Tacon, A., 204
Tadd, W., 40
Taga, G., 123
Tager-Flusberg, H., 174, 239, 241, 250
Tahir, L., 525
Takagi, E., 549, 618
Takahashi, K., 129, 199, 543, 552, 614
Takamura, J., 550
Takeuchi, T., 54
Talbot, A. P., 595
Talbot, L. S., 368
Talmi, A., 114
Talwar, V., 643, 644
Tamim, H., 222
Tamis-LeMonda, C. S., 65, 137, 139, 167, 170, 179
Tammelin, T., 299, 365
Tamrouti-Makkink, I. D., 345
Tanaka, H., 436, 437
Tanaka, Y., 576
Tang, C. S. K., 646
Tangney, J. P., 260
Tanimura, M., 159
Tanner, J. L., 466, 467
Tanner, J. M., 121
Tardif, C., 206, 322
Tardif, T., 61, 177, 178, 240, 248
Tarry-Adkins, J. L., 433
Tarter, R. E., 381
Tasker, F., 492
Tasopoulos-Chan, M., 416
Tate, C. S., 250
Taumoepeau, M., 240
Taylor, C. A., 266
Taylor, C. B., 516
Taylor, C. L., 316
Taylor, D. H., Jr., 574
Taylor, J. H., 269, 409, 410
Taylor, J. L., 378
Taylor, K. K., 458
Taylor, L. C., 64, 393
Taylor, M. C., 276
Taylor, M. G., 275, 275*n*, 344
Taylor, P., 480
Taylor, R. D., 11, 66
Taylor, R. J., 612
Taylor, R. L., 66
Taylor, W. C., 516
Teasdale, B., 376
Teinonen, T., 142
Telama, R., 365
Temkin-Greener, H., 611
Temple, J. A., 246
Temple, J. L., 292
Templeton, L. J., 381, 548
ten Brummelhuis, L. L., 494
Tenenbaum, H. R., 274, 276, 343
Tenenbaum, J. B., 21
Tennenbaum, H. R., 278
ten Tusscher, G. W., 90
Terenzini, P. T., 454
Terry, D., 566, 567
Terwel, J., 320
Tessler, R. C., 58
Teyber, E., 349*n*
Thacker, H. L., 506
Thacker, S. B., 100
Thal, D. J., 250, 317
Tharpe, A. M., 113
Thatcher, R. W., 217
Thayer, S. M., 416
Thelen, E., 15, 107, 107*n*, 138, 155, 156, 166
Théoret, E., 241
Théoret, H., 136
Théoret, M., 343
Theuring, C., 138
Thiessen, E. D., 142
Thiessen, V., 389
Thoermer, C., 239
Thomaes, S., 333
Thomas, A., 190, 194
Thomas, C., 517
Thomas, C. L., 379
Thomas, D., 246
Thomas, J. A., 587
Thomas, J. M., 343
Thomas, K. A., 58
Thomas, K. M., 124, 126, 164, 217, 218, 450
Thomas, R. B., 109
Thomas, R. M., 17
Thombs, B. D., 186
Thompson, A., 279
Thompson, C. K., 248
Thompson, M., 594
Thompson, N. R., 269
Thompson, P. M., 217, 218
Thompson, R. A., 22, 122, 124, 185, 189, 197, 198, 201, 206, 240, 258, 259, 260, 263, 336
Thompson, S., 517
Thompson, W. W., 221
Thornberry, T. P., 379
Thorne, B., 276
Thornton, J., 444
Thornton, S., 21
Thorpe, R., 564
Thorson, J. A., 645
Thurlow, M. L., 396
Thurman, P. J., 89
Tienari, P., 70, 73
Tiet, Q. Q., 11
Tifft, C. J., 53, 56
Tiggemann, M., 292, 332
Tinbergen, N., 22
Tincoff, R., 176
Tippett, R. M., 446
Tirosh, E., 128
Tishler, C. L., 612, 613
Tizard, B., 199
To, Y. M., 335
Todorova, I., 32
Tofler, I. R., 296
Tokunaga, R. S., 342
Tolan, P. H., 27
Tolchinsky, L., 316
Tomasello, M., 157, 174, 175, 176, 177, 179, 188, 227, 230, 239, 248, 249, 250, 316
Tomer, A., 645, 646
Tong, S., 170
Tong, V. T., 88, 89
Torchia, M. G., 47, 56, 81, 81*n*, 82, 83, 84, 86, 122
Tordera, N., 630
Torges, C. M., 537
Torney-Purta, J., 413, 452
Tornstam, L., 605
Toro-Morn, M., 472
Torrance, E. P., 323
Torres, V., 451
Torrez, D. J., 547
Torsheim, T., 299
Tottenham, N., 199
Touwslager, R. N., 130
Tracy, J. L., 335
Trafford, A., 607
Trappe, S., 436
Traupman, E., 140
Trautner, H. M., 273, 277, 344
Treasure, J., 373
Trehub, S. E., 113, 140, 141
Tremblay, L., 367
Tremblay, R. E., 269, 424
Trent, K., 66
Trentacosta, C. J., 341
Triandis, H. C., 31, 65
Trocomé, N., 281
Troll, L. E., 625
Tronick, E. Z., 109, 114, 185, 187
Troop-Gordon, W., 341
Tropp, L. R., 338
Troseth, G. L., 159, 249
Troutman, D. R., 340
Trowbridge, F., 220
Troyer, A. K., 522
Trudel, G., 620
True, M. M., 199
Trusty, J., 392
Trzesniewski, K. H., 331, 333, 465, 466, 538
Tsai, A. G., 441
Tsai, C.-C., 385
Tsai, J. C., 503
Tsang, P. S., 521
Tsao, F.-M., 141
Tseng, V., 33, 393
Tsuji, Y., 576
Tsujimoto, S., 217
Tucker, C. J., 345, 346, 413
Tucker-Drob, E. M., 367, 368
Tudge, J. R. H., 61, 235
Tulevaev, S. R., 588
Tulsky, J. A., 655
Turati, C., 145
Turchi, C., 444
Turell, S. C., 624
Turesson, C., 581
Turiano, N. A., 608
Turiel, E., 268, 269, 337, 409
Turkewitz, G., 113
Turkheimer, E., 71, 371
Turnbull, K. P., 242
Turnbull, M., 317
Turner, B. F., 540
Turner, L. B., 442
Turner, P. J., 274
Turner, R. N., 338
Tuyen, J. M., 221
Twenge, J. M., 13, 331, 333, 402, 465
Twomey, J. C., 458
Tzuriel, D., 315, 390

U

Uauy, R., 109, 132
Ucanok, Z., 370
Uchino, B. N., 613
Udechuku, A., 87
Udry, J. R., 373, 420
Uematsu, H., 570
Uggen, C., 395, 396
Uhlenberg, P., 546, 547
Uitterlinden, A. G., 513
Ukrainetz, T. A., 317
Ullman, M. T., 241
Umana-Taylor, A. J., 406
Underhill, K., 379
Underwood, M. K., 270, 273
UNICEF (United Nations Children's Fund), 62, 65, 91, 130, 353, 466
United Nations, 51, 440
Uotinen, V., 573
Updegraff, K. A., 406, 416
U.S. Census Bureau, 8, 12, 55, 61, 64, 67*n*, 68, 104, 105, 171, 244, 246, 317, 347, 350, 422, 438, 457, 457*n*, 478, 479, 480, 483, 487, 489, 491, 509, 532, 543, 544, 547, 548, 555, 556, 565, 569, 579, 580, 581, 582, 612, 618, 622
U.S. Department of Agriculture, 92, 132, 442, 484
U.S. Department of Education, 67, 67*n*, 244, 298, 325, 388, 389, 395, 396, 397, 454, 456, 464, 526
U.S. Department of Health and Human Services, 48, 51, 52, 67, 68, 93, 99, 101, 131, 221, 246, 281, 282*n*, 283, 291, 352, 365, 374, 375, 381, 437, 438, 443, 444, 445, 447, 508, 511, 515, 564, 568, 569, 575, 578, 586, 588, 596, 616, 617, 618
U.S. Department of Justice, 423, 424, 425, 617
U.S. Department of Transportation, 445
U.S. Living Will Registry, 655
Usher-Seriki, K. K., 374
Usta, I. M., 93
Uttal, D. H., 207
Utz, R. L., 623

V

Vacha-Haase, T., 615
Vachon, R., 384
Vaillancourt, T., 270, 341, 342
Vaillant, C. O., 454
Vaillant, G. E., 454, 470, 471, 536, 604, 632
Vaish, A., 188
Vakil, E., 303
Valdés, G., 33
Valentine, J. C., 331

Valian, V., 251
Valiente, C., 191, 260, 261, 307
Valkenburg, P. M., 418
Valley-Gray, S., 294
van Aken, C., 194
van Asselt, D., 655
van Baarsen, B., 623
van Balen, F., 492
Van Brunt, D., 646
Van Camp, G., 503
Van Cleave, J., 293
van de Beek, C., 274
Vandell, D. L., 63, 246, 340, 351
van den Akker, A. L., 191
Vandenberg, B., 261, 262*n*
Van den Bergh, B. R. H., 93, 331
van den Boom, D. C., 191, 492
van den Bossche, A. S., 109
van den Dries, L., 58, 199
Vanderbilt-Adriance, E., 11
Vandergrift, N., 246
van der Heide, A., 657
van der Houwen, K., 664
van der Wal, M. F., 92
Van de Vijver, P. J. R., 32
Vandewater, E. A., 471, 537
van Dijkum, C., 593
van Dulmen, M., 420
van Eijsden, M., 92
Van Eyk, J., 57
Van Eyken, E., 503
van Goudoever, J. B., 101
van Heerden, H. G., 503
Van Hiel, A., 604
van Hoof, A., 411
Van Hulle, C. A., 177
Vaníčková, J., 464
van IJzendoorn, M. H., 58, 111, 198, 199, 200, 201, 206, 313
Van Laer, L., 503
Vannoy, S. D., 613
Van Orden, K., 612
van Solinge, H., 631
Vansteenkiste, M., 604
Van Steirteghem, A., 56*n*
van Tol, D., 657
Van Volkom, M., 624
Vanyukov, M., 381
Varendi, H., 112
Varnhagen, C. K., 271
Vartanian, L. R., 387
Vaughn, B. E., 200, 209, 263
Vazsonyi, A. T., 392, 415
Veenstra, R., 342
Velderman, M. K., 201
Veldhuis, J. D., 121
Veliz, P., 296
Velkoff, V., 567
Velleman, R. D. B., 381
Venet, M., 384
Venezia, M., 185
Veneziano, R. A., 204
Ventura, S. J., 378
Vereijken, B., 138
Verhaeghen, P., 521, 522, 591, 593
Verhulst, F. C., 58
Veríssimo, M., 58
Vermeer, W. M., 440
Vernberg, E. M., 424
Vernon, P. A., 310
Vernon-Feagins, L., 61
Vesco, K. K., 506
Vida, M. N., 455
Vidaeff, A. C., 95
Viechtbauer, W., 542
Vihman, M. M., 176
Vinden, P. G., 239, 306
Visher, E. B., 349
Visher, J. S., 349
Vitali, P., 583
Vitrup, B., 266
Vivanti, G., 241
Voci, A., 338
Voeten, M., 342
Vogel, R. M., 629
Vogels, N., 440
Vohr, B. R., 102
Vollebergh, W., 405
Volling, B. L., 189, 205, 209, 264, 477
Volpe, L. E., 129
Voluntary Euthanasia Society of New South Wales, 657
Vondra, J. I., 197, 198
von Hofsten, C., 113, 140, 142, 155
Votruba-Drzal, E., 61, 374
Vouloumanos, A., 113
Voyer, D., 390
Voyer, S., 390
Vukman, S. N., 476
Vuoksimaa, E., 218, 390
Vygotsky, L. S., 23, 233, 234, 235

W

Waber, D. P., 322
Wachs, T. D., 190, 191, 193
Wadden, T. A., 441
Waddington, C. H., 72
Wadell, K. J., 306
Wadsworth, M. E., 10
Waerness, K., 551
Wagenaar, K., 54
Wagner, A. D., 394
Wagner, N., 599
Wahl, H.-W., 616, 619
Wahlberg, K. E., 73
Wahler, J. J., 621
Wahlsten, D., 70, 71
Wai, J., 388, 389
Wainryb, C., 410
Waite, L. J., 509, 541, 579, 625
Wakeley, A., 161
Walberg, H. J., 319
Walby, F. A., 661
Walden, T. A., 188
Waldenström, U., 218
Waldfogel, J., 104, 105, 203, 244, 351, 485, 491
Waldman, I. D., 74
Waldo, M., 482
Waldrip, A. M., 419
Walenski, M., 241
Walk, R. D., 142
Walker, A. M., 110
Walker, L. J., 269, 409, 410
Walker, R. A., 217
Walker, S. P., 291
Walker-Andrews, A. S., 146, 188
Wall, M., 296
Waller, E. M., 341, 418
Walsh, C. A., 628
Walsh, F., 651
Walsh, K. E., 504, 509
Walsh, M. E., 455
Walston, J., 580
Walters, C., 465
Walton, K. E., 542
Wang, H., 490
Wang, J., 552, 554
Wang, L., 193, 195
Wang, M., 629, 630
Wang, Q., 238, 331, 334, 392, 415
Wang, S., 26, 32, 155
Wang, Y., 191
Wang, Z., 11
Ward, R. A., 478
Ware, W. B., 393
Wark, G. R., 409
Warner, L. A., 416
Warner, L. M., 612
Warner, R. M., 313
Warnock, F., 112
Warr, P., 554
Warren, A. E. A., 412
Warren, A. R., 250
Warren, C. A. B., 589
Warren, K. L., 164
Warren, L. H., 591
Warren, M. P., 369, 370
Warshaw, C., 483
Washington, S. K., 643
Wass, H., 665
Wasserman, E. A., 165
Watamura, S. E., 202, 203
Watanabe, H., 339
Waterman, A. S., 542
Waters, E., 185, 196, 198, 201
Watson, J., 185
Watson, J. B., 17
Watson, K. S., 261
Watson, M., 256
Wax, J. R., 100
Waxler, C. Z., 265
Waxman, S. R., 166, 248
Way, N., 406
Wayne, S. J., 555
Webb, N. B., 663
Webb, N. M., 320
Webb, S. J., 122
Weber, C., 141
Weber, J. A., 615
Webster, J. D., 606
Webster-Stratton, C., 272
Wechsler, D., 243, 310
Weems, C. F., 352
Weeraratna, A. T., 584
Wegesin, D. J., 591
Wegner, K. E., 556
Wehren, A., 316
Weiglas-Kuperus, N., 101
Weikum, W. M., 317
Weinberg, C. R., 80
Weinberg, M. K., 185
Weinberg, R. A., 314
Weinberger, J., 260
Weinberger, M. I., 611
Weindruch, R., 505
Weiner, J., 322
Weiner, S., 166
Weinfield, N. S., 198, 201
Weinrich, M., 589
Weinstein, R. S., 315, 320, 321, 392
Weinstein, S. M., 369
Weinstock, M., 93
Weis, L. G., 310
Weisfield, G. E., 362
Weisgram, E. S., 344
Weisner, T., 129
Weiss, A., 608
Weiss, E. M., 555
Weiss, K. M., 52
Weissberg, R. P., 351
Weissberg, R. W., 453
Weisz, A. N., 409
Weizman, Z. O., 316
Wekerle, C., 282, 282*n*, 421
Wellman, B., 552
Wellman, H. M., 230, 239, 240, 258, 316
Wells, Y. V., 502, 538
Welner, K. G., 321
Welsh, D. P., 420, 421
Welsh, J. A., 333
Welsh, M. C., 50, 162, 236, 303
Wenger, G. C., 624
Wenger, N. K., 512
Wentura, D., 338
Wentworth, N., 140
Wentworth, P. A., 533
Wentzel, K. R., 419
Werker, J. F., 85, 113, 141, 142
Werner, E. E., 10, 106, 547
Werner, L. A., 85, 113, 142
Werner, N. E., 270, 339, 340, 424
Wesson, D. E., 294
West, D. S., 440
West, R. L., 597
Westerhof, G. J., 535, 573, 606
Westermann, G., 21
Westermeyer, J. F., 533
Western, B., 494
Westerterp-Plantenga, M. S., 440
Westra, T., 139
Wething, H., 459, 467
Wethington, E., 536, 537
Wetle, T., 652
Wetmore, C. M., 441
Weyand, C. M., 580
Weyermann, M., 131*n*
Whaley, G. J. L., 198
Wheeler, I., 661
Wheeler, K., 170
Wheeler, W., 413
Whincup, P. H., 92
Whipple, E. E., 282*n*, 353
Whipple, N., 200
Whisman, M. A., 621
Whitaker, D. J., 483
Whitbourne, S. K., 13, 38, 435*n*, 532, 535, 536, 537, 542, 568, 572, 611
Whitby, E. H., 56*n*
White, E. J., 640
White, H. R., 465
White, K. S., 141
White, L., 552, 624
White, Y. A., 47
Whitehurst, G. J., 242
Whiteman, S. D., 37, 479
Whitesell, N. R., 331, 335
Whiteside, M. F., 490
Whiteside-Mansell, L., 60
Whitfield, K. E., 564
Whiting, B., 273
Whitley, M. E., 272
Whitlock, J. L., 418
Whitmer, R. A., 584
Wichmann, C., 343
Wichstrøm, L., 373
Wickberg, B., 484
Wickens, A. P., 433
Widaman, K. F., 464, 466
Widom, C. S., 283
Wieling, E., 353
Wigfield, A., 331, 334, 335*n*, 391, 457
Wikby, A., 571
Wilber, K. H., 589, 624
Wilbur, J., 516
Wilcox, A. J., 80
Wiley, E., 317
Wilkenfeld, B., 413
Wilkie, S. S., 436
Wilkinson, K., 248
Wilkinson, R. B., 332, 403
Wilkinson, R. G., 439

Willatts, P., 157
Willerman, L., 72, 313
Williams, B., 550
Williams, J. E., 513
Williams, J. M., 371
Williams, K., 347
Williams, K. N., 589
Williams, N., 547
Williams, P. E., 310
Williams, R., 581
Williams, S., 648
Williams, S. W., 551
Williams, T. S., 421
Williams, W. M., 314, 389
Williamson, J., 548
Williamson, R. A., 156
Williger, B., 9
Willinger, M., 129
Willis, S. L., 13, 519, 520, 532
Willoughby, J., 424
Willson, A. E., 626
Wilson, D. J., 574
Wilson, E. K., 374
Wilson, G. D., 376
Wilson, J., 535
Wilson, M., 91*n*, 92, 269
Wilson, R. S., 596
Wimbarti, S., 262
Windecker-Nelson, B., 259
Windsor, T. D., 631
Winer, A. C., 185
Wink, P., 535, 541, 606, 607, 608, 609, 645
Winkler, I., 113
Winner, E., 224, 248, 323, 453
Winsler, A., 23, 234
Winslow, R. D., 640
Winter, D. G., 533, 535, 607
Winter, M. A., 26
Wiseman, F. K., 52
Wissink, I. B., 415
Witherington, D. C., 140, 168, 188
Wittlinger, R. P., 592
Wolak, J., 352, 374, 418
Wolchik, S. A., 348
Wold, B., 296, 299
Wolf, A. W., 129
Wolfe, D. A., 281, 282, 282*n*, 283
Wolfe, V. V., 353
Wolff, P. H., 108*n*, 353
Wolfinger, N. H., 348, 489
Wolinsky, F. D., 597
Wolters, C. A., 279
Wong, C. A., 393
Wong, D., 596
Woo, H. S., 32, 33
Wood, E., 274
Wood, J. J., 263
Wood, J. T., 473
Wood, J. W., 89
Wood, R. M., 109
Wood, W., 472
Woods, N. F., 506
Woodward, A. L., 165, 249
Woodward, L. J., 131
Woody, E., 472
Woolley, J. D., 230
Woolley, M. E., 393
Wooten, H. R., 493
Worden, J. W., 606, 648, 659
World Cancer Research Fund, 291
World Federation of Right to Die Societies, 656
World Health Organization, 130, 132, 220, 221, 222, 291, 440, 467, 483, 612
Worrell, F. C., 406
Worthy, J., 321, 395
Wouters, H., 409
Wray, S., 541
Wrenn, K. A., 555
Wright, B. C., 300
Wright, J., 421
Wright, J. C., 246, 247
Wright, K., 647, 648
Wright, K. L., 296
Wright, M. J., 54, 70
Wright, M. O., 354
Wright, P. A., 418
Wright, S. B., 217
Wright, W. E., 432
Wrosch, C., 611, 613
Wrotniak, B. H., 293
Wu, A. M. S., 646
Wu, L. L., 491
Wu, P., 32, 281
Wu, T., 366*n*
Wu, W., 581
Wu, Z., 621, 622
Wulczyn, F., 282
Wunsch, J. P., 185
Wust, S., 102
Wyatt, J. M., 410
Wyman, E., 227
Wynn, K., 160
Wynne, L. C., 73
Wynne-Edwards, K. E., 115
Wysong, A., 569

X

Xi, B., 440
Xiao, L., 367
Xouboulis, C. C., 504
Xu, F., 160, 178
Xu, X., 481
Xue, Y., 308

Y

Yaari, R., 583
Yaffe, K., 584, 589
Yale, M. E., 185
Yamaguchi, S., 573
Yamamoto, K., 649
Yan, L. L., 513
Yancura, L. A., 515
Yang, B., 346
Yang, C., 346
Yang, C.-K., 129
Yang, F.-Y., 385
Yang, S. C., 643
Yao, L., 575
Yap, M. B. H., 422
Yarrow, M. R., 265
Yates, L. B., 566
Yau, J. P., 416
Yeh, C. J., 33
Yeh, M., 649
Yeh, S. S., 334
Yeung, D. Y., 616
Yeung, W., 650
Yip, R., 220
Yip, T., 33
Yirmiya, N., 194, 241
Yoerger, K., 424
Yonas, A., 142, 143
Yoo, J., 220
Yoshida, H., 248
Yoshikawa, H., 30
Youn, G., 551
Young, A., 516
Young, J. B., 556
Young, J. F., 332
Young, S. E., 303
Young, S. H., 100
Young, T., 506
Youngblade, L. M., 258
Younge, S. N., 66
Young-Hyman, D., 292
Youniss, J. E., 405, 412, 413
Yu, B. P., 505
Yu, F., 519
Yu, R., 195
Yuan, A. S. V., 350
Yuille, J. C., 423
Yumoto, C., 86
Yunger, J. L., 344

Z

Zaccagni, L., 437
Zacks, R. T., 521, 522, 591
Zafeiriou, D. I., 108
Zaff, J. F., 413
Zahn-Waxler, C., 264
Zakharia, R., 368
Zakowski, S. G., 514
Zamsky, E. S., 66
Zane, N., 649
Zarbatany, L., 340
Zaretsky, M. D., 566
Zarit, S. H., 545
Zarkadoulia, E., 221
Zarrett, N. R., 331, 604
Zaslow, M. J., 244
Zeanah, C. H., 199
Zeifman, D. M., 109
Zelazo, N. A., 107
Zelazo, P. D., 269, 303, 450, 568
Zelinski, E., 520
Zeman, J., 336
Zerwas, S., 207
Zeskind, P. S., 111
Zhan, H. J., 549, 550
Zhang, D., 320
Zhang, J. (Jie), 564
Zhang, J. (Junsen), 564
Zhang, L., 454
Zhang, Q. F., 549
Zhang, S., 446
Zhang, T.-Y., 74
Zhang, X., 571
Zhang, Y., 580
Zhao, J., 494
Zheng, N. T., 652
Zhou, M., 33
Zhou, Q., 191
Zhou, X., 309
Zhu, W. X., 346
Zickuhr, K., 599, 626
Zigler, E., 67, 105, 485
Zimmer-Gembeck, M. J., 334, 374
Zimmerman, B. J., 307
Zimmerman, C. (Camilla), 649
Zimmerman, C. (Corinne), 385
Zimmerman, F. J., 159, 177
Zimmerman, P., 405
Zimmerman, R., 196
Zimmerman, S., 219
Zimmermann, L. K., 192
Zimprich, D., 608
Zins, J. E., 294
Ziol-Guest, K. M., 457
Zolotor, A. J., 283
Zosmer, A., 438
Zosuls, K. M., 208
Zucker, A. N., 533
Zucker, K. J., 344
Zukow-Goldring, P., 168
Zukowski, A., 174, 250
Zuroff, D. C., 533
Zuzanek, J., 624
Zvonkovic, A. M., 457
Zwart, M., 104

Subject Index

Figures and tables are indicated by f *and* t *following page numbers.*

A
A-not-B search error in sensorimotor stage, 154, 156
AARP, 69
Aboriginals, Australian, 657
Abortion
in adolescent pregnancy, 378, 379
spontaneous. *See* Miscarriage
Abstinence from sexual activity, 374, 379
Abstract thinking
consequences of changes in, 386
and expertise, 453, 524
in formal operational stage, 19, 382–384
and mathematical abilities, 389
and moral development, 408
and self-concept, 402
and work experiences, 525
Abuse
of child. *See* Child maltreatment
in dating relationship, 420–421
of elderly, 627–628
of substances. *See* Substance abuse
Academic achievement
in adolescence, 392–396
child-rearing style affecting, 392
class size affecting, 318
cultural influences on, 393
divorce of parents affecting, 348
early intervention programs affecting, 245*f,* 245–246
family beliefs on, 33
gender stereotypes on, 276, 334, 343
of immigrant youths, 32–33
intelligence quotient as predictor of, 243, 309
international comparison of, 324, 324*t*
mathematical abilities affecting, 243
parent–school partnership affecting, 393–394
part-time work affecting, 395–396
reading skills affecting, 242
recess time affecting, 298
of rejected children, 343
school characteristics affecting, 394–395
school transitions affecting, 391
and self-esteem, 331
and social skills, 263
in teenage pregnancy, 378
Academic learning, 318–325, 391–397. *See also* Education
Academic programs in preschool and kindergarten, 244
Acceptance
of change in late adulthood, 608
in child rearing, 278, 279, 279*t,* 280
in coping with dying, 604, 605, 647, 648
in peer relations. *See* Peer acceptance
of self. *See* Self-acceptance
Accidental injuries. *See* Injuries, unintentional
Accommodation in cognitive development, 152, 228
Accommodation of eyes, 502
Acculturative stress, 406, 416
Accutane (isotretinoin), 87
Acetylcholine
in Alzheimer's disease, 584, 585
drug therapy affecting, 588
Achievement
ability and effort in, 333, 334
academic. *See* Academic achievement
attributions related to, 333–334
gender stereotypes on, 276, 334, 343
and identity, 403, 403*t,* 404
and learned helplessness, 333
and self-esteem, 333–334
Acquired immune deficiency syndrome. *See* AIDS
ACTIVE (Advanced Cognitive Training for Independent and Vital Elderly) study, 597
Active correlation, 72
Activities of daily living in late adulthood, 567–568
cognitive interventions affecting, 597
control versus dependency in, 610–611, 613
problem solving in, 594–595
Activity level and temperament, 191, 191*t,* 193
Activity theory of aging, 614
Actors, memory strategies of, 523
Adaptation
of baby to labor and delivery, 97
coping strategies in. *See* Coping strategies
Darwin on, 14
to dying, contextual influences on, 647–650
in early adulthood, 470–471
ethology of, 22
evolutionary developmental psychology on, 22–23
to family changes, 60–61, 115
and habituation, 85
of immigrant youths, 32–33
in late adulthood, 572–575, 595, 623, 624
in middle adulthood, 514–517, 536, 537
Piaget on, 18–19, 152
and practical intelligence, 311
and resilience, 10–11
Vaillant on, 470–471, 536
in widowhood, 623, 624
Adaptation to Life (Vaillant), 470
Addiction
to alcohol, 444–445
of infants, 87
to nicotine, 444
Adjustment
in adolescence, 362, 391–392, 419
affluence affecting, 62–63, 63*f*
child-care facilities affecting, 202–203
child maltreatment affecting, 283
child-rearing styles affecting, 279, 280
divorce of parents affecting, 347, 348, 349
early intervention programs affecting, 246
family mealtimes affecting, 63, 63*f*
and friendships, 419
of immigrant youths, 32–33
and infant sleeping arrangements, 129
to parenthood, 115
peer acceptance affecting, 341, 343
to retirement, 630–631
and shyness, 195, 195*f*
Adolescence (11 to 18 years old), 8*t,* 361–427
academic achievement in, 392–396
in adoption, 58
aggression in, 298
arousal states in, 368
autonomy in, 372–373, 415–416, 485–486
bereavement interventions in, 665
biological perspective of, 362
in blended families, 350
body composition in, 363–364
body proportions in, 363
body size in, 363, 364*f*
brain development in, 367–368, 381, 387
causes of death in, 643
cognitive-affective complexity in, 452, 452*f*
cognitive development in, 367, 382–397
conflicts in, 369–370, 415, 418
cultural influences on, 362, 369, 370, 373–374, 415–416
dating in, 420–421
death concept in, 643–644, 646
death of parent or sibling during, 661–662
decision making in, 387–388
delinquency in, 423–426
depression in, 421–423
divorce of parents during, 348
dropping out of school during, 396–397
early phase of, 362
eating disorders in, 372–373
emotional and social development in, 401–427
employment in, 459
family in, 414–416, 485–486
fetal alcohol exposure affecting, 89
formal operational stage in, 382–384
free time in, 417
friendships in, 417–419
gender typing in, 414
health issues in, 371–381
hormone changes in, 363, 369, 373
hypothetico-deductive reasoning in, 382–383
idealism and criticism in, 387
identity development in, 402, 403–405
identity versus role confusion in, 16*t,* 402
of immigrant youths, 32, 33
impulsivity and sensation seeking in, 367–368, 368*f*
information processing in, 384–386
initiation ceremonies in, 369
language development in, 383
late phase of, 362
learning in school during, 391–397
mathematical abilities in, 388–391
media multitasking in, 394
memory of events in late adulthood, 593
middle phase of, 362
milestones of development, 428–429
moodiness in, 369
moral development in, 405–414
motor development in, 364–365
nutrition in, 366–367, 371–373
obesity in, 291, 292
parent relationship in, 369–370, 415. *See also* Parent–adolescent relationship
peer relations in, 370, 371, 417–421
physical attractiveness in, 370–371
physical development in, 362–381
play in, 298
pregnancy in, 93, 378–380. *See also* Teenage pregnancy and parenthood
propositional thought in, 383
psychosexual and psychosocial development in, 16*t,* 362
puberty in, 363–371. *See also* Puberty
school transitions in, 391–392
scientific reasoning in, 385–386
self-consciousness and self-focusing in, 386–387
self-understanding in, 402–405
sex differences in, 363, 364, 365–366, 366*f,* 368–369, 388–391, 417–418
sexual abuse in, 353
sexuality in, 373–380
sexually transmitted diseases in, 376–377
sexual maturation in, 365–366
shyness in, 192
sibling relationship in, 416
sleep schedule in, 368
social perspective of, 362
spatial abilities in, 390
substance use and abuse in, 364, 370, 376, 380–381, 419, 420
suicide in, 422–423
time spent with family in, 416, 417
verbal abilities in, 388
vocational choice in, 456
Adoption, 57–59, 416*t*
attachment security in, 199
deprivation prior to, 125–127, 127*f*
and environmental influences on gene expression, 73
by gay and lesbian couples, 492
heritability research in, 70
intelligence and IQ research in, 70, 313–314
schizophrenia research in, 70, 73
in surrogate motherhood, 54–55
Adrenal androgens, 363

Adult Development and Enrichment Project (ADEPT), 597
Adulthood
brain plasticity in, 126
death concept in, 644–645, 646
death of intimate partner in, 662
diversity of lifestyles in, 486–492
early, 8*t,* 430–497. *See also* Early adulthood
late, 8*t,* 562–635. *See also* Late adulthood
middle, 8*t,* 501–559. *See also* Middle adulthood
Advanced Cognitive Training for Independent and Vital Elderly (ACTIVE) study, 597
Advance medical directives, 655–656
Affect optimization in late adulthood, 605
Affluence, 62–63
Afghanistan, life expectancy in, 565
Africa. *See also specific countries*
breastfeeding and bottle-feeding in, 130
late adulthood in, 576
menopause in, 506, 506*f*
neonatal behavioral assessment in, 114
African Americans
academic achievement of, 393, 395
adolescent, 367, 375, 380, 416
as adolescent parents, 380
as adult learners, 526
aging parents of, 549, 551, 617
Alzheimer's disease of, 584–585
anorexia nervosa of, 372
asthma of, 293
body image of, 371
body size of, 121
cardiovascular diseases of, 434–435, 436, 442, 442*f*
caregivers for older adults, 612
child-rearing practices of, 267, 281
communication style of, 314, 317
cosleeping of parents and infants, 129
death beliefs of, 650, 664
dementia of, 582, 584–585
departure from parental home, 479
diabetes mellitus of, 581
discipline and punishment of children, 267, 281
discrimination in career opportunities, 493–494, 494*f*
drug use of, 380
extended families of, 65, 66, 332, 422, 434, 479, 491, 589
food insecurity of, 132
funerals of, 664
gender stereotypes of, 276
generativity of, 535
glaucoma of, 503
grandparents as caregivers of, 547, 548
health problems in late adulthood, 575
infant mortality rate of, 104
intelligence quotient of, 312, 313–314, 315
long-term care of older adults, 589
menarche of, 368
menopause of, 507
in mixed-race schools, 321
moral reasoning of, 411
narrative style of, 317
never-married, 487, 491
osteoporosis of, 513
overweight and obese, 291, 439
partner abuse of, 483
passive euthanasia beliefs of, 655
poverty of, 61
puberty of, 367
religiosity of, 465, 609
reminiscence in late adulthood, 606
school transitions of, 391
self-esteem of, 332
sexual activity in adolescence, 375
sickle cell anemia of, 50
singlehood lifestyle of, 487
in single-parent families, 491
skeletal age of, 121
stereotype threat affecting, 315, 315*f*
suicide rate of, 422
teacher–student interaction of, 320–321
vocabulary development affecting intelligence testing of, 314
vocational choice of, 457
widowhood of, 623
Afterlife beliefs, 643, 645, 650, 664
After-school programs, 351
Age
in adolescence (11 to 18 years old). *See* Adolescence
in departure from parental home, 478–479, 545
during divorce of parents, 347–348, 350
in early adulthood (18 to 40 years old). *See* Early adulthood
in early childhood (2 to 6 years old). *See* Early childhood
in emerging adulthood (18 to 25 to 29 years old). *See* Emerging adulthood
in eyewitness testimony of children, 355
of fetal viability, 84
First Age, 607
Fourth Age, 607
functional, 564
in infancy and toddlerhood (birth to 2 years old). *See* Infancy and toddlerhood
in late adulthood (65 years old to death). *See* Late adulthood
in lifespan perspective of development, 10–11
in major periods of development, 8*t*
maternal, 93, 93*f*. *See also* Maternal age
and maximum lifespan, 566–567
in middle adulthood (40 to 65 years old). *See* Middle adulthood
in middle childhood (6 to 11 years old). *See* Middle childhood
paternal, 438
Second Age, 598*n,* 607
skeletal, 121, 217
and social clock, 471, 533
subjective, 535, 573
Third Age, 598, 598*n,* 607
Age-graded influences, 10–11, 12
Age spots on skin, 503, 572
Aggression
in adolescence, 298
androgens in, 270
bullying in, 342
and delinquency, 424, 425
in early childhood, 269–272
family influences on, 270
friendships in, 340
interventions in, 272
partner abuse in, 482
physical, 269, 270
of popular children, 341
proactive (instrumental), 269
and punishment, 266, 267, 270
reactive (hostile), 269
of rejected children, 341, 342, 343
relational, 269, 270, 424
sex differences in, 269–270, 271
and television viewing, 270–271, 271*f*
verbal, 269
and victimization, 342
and violence in media, 270–271, 271*f*
Agility in motor development, 295
Aging
activity theory of, 614
of baby boomer generation, 13
continuity theory of, 614–615, 618, 631
cross-linkage theory of, 434
cumulative effects of random events in, 432, 433
disengagement theory of, 614
at DNA and cellular level, 432–434, 433*f*
double standard of, 516–517, 535
in early adulthood, 432–438
functional age in, 564
in late adulthood, 567–575
multidimensional and multidirectional influences in, 432
optimal, 632–633
of parents, 547–551
plasticity of development in, 9–10
primary or biological, 432–438, 580
secondary, 580
social contexts of, 616–619
social theories of, 614–616
socioemotional selectivity theory of, 615–616, 626, 631
stereotypes of, 566, 570, 574–575, 576, 606, 625
subjective age in, 535, 573
at tissue and organ level, 434
wear-and-tear theory of, 432
Aging in place, 617
Aging Well (Vaillant), 470
Agonal phase in dying, 640
Agreeableness
in late adulthood, 608
in middle adulthood, 542, 542*t*
AIDS
in adolescence, 377
death rate in, 438*f,* 447
in early adulthood, 438*f,* 447–448
in middle childhood, 293
in pregnancy, 90–91, 91*t*
Air pollution, and asthma, 293
Aka of Central Africa, 204
Alaskan Natives, cultural traditions of, 612
Alcoholics Anonymous, 445
Alcoholism, 444
Alcohol-related neurodevelopmental disorder (ARND), 89
Alcohol use and abuse
in adolescence, 380, 381*f*
in early adulthood, 444–445
genetic factors in, 444
health consequences of, 445
impact on sexual performance, 579
osteoporosis in, 513
partner abuse in, 483
paternal, at time of conception, 89
in pregnancy, 88–90
Alertness of infants, 108*t*
Alleles, 48
dominant and recessive, 48–50
genomic imprinting of, 51
Altruistic behavior. *See also* Prosocial behavior
in adolescence, 413, 414
in early childhood, 260
Alzheimer's disease, 52, 577, 579, 579*f,* 580, 582–585
caregivers in, 585, 586–587
familial, 584
glucose blood levels in, 581, 584
long-term care in, 588
protective factors in, 585
recognition of living will in, 655
risk factors for, 584–585
sporadic, 584
symptoms and course of, 583
American Medical Association, 655, 659
American Sign Language, 174
Amnesia, infantile, 164–165
Amniocentesis, 56, 56*t*
Amnion, 81
Amniotic fluid, 81
Amodal sensory properties, 146, 147
Amphetamine use in adolescence, 380
Amygdala
in adopted children, 199
in autism, 241
in shyness and sociability, 192
Amyloid plaque in Alzheimer's disease, 583, 584, 585
Anabolic steroid use in adolescence, 364
Analgesic drugs
in arthritis, 581
in childbirth, 100–101
living will on, 655
Analogical problem solving
in preoperational stage, 230
in sensorimotor stage, 157
Anal stage of psychosexual development, 16*t*
Analytical intelligence, 310, 311, 311*f*
Andorra, life expectancy in, 565*f*
Androgen
adrenal, 363
and aggression, 270
and gender roles, 273, 274
in new fathers, 115
in puberty, 363
Androgyny, 276, 541–542
and friendship intimacy of boys, 417

Andrus, Ethel Percy, 69
Anemia
Cooley's, 49*t*
sickle cell, 49*t,* 50, 293
Anencephaly, 92
Anesthesia
during childbirth, 100
for newborns, 112
Anger
coping strategies in, 514–515
in coping with dying, 647, 649
experimental research on, 35
in infancy and toddlerhood, 185–186
in middle adulthood, 513–514
Angina pectoris, 512
Angioplasty, 512
Animals, nonhuman
anti-aging effects of dietary calorie restriction in, 505
attachment of, 195–196
brain plasticity in, 126
free radicals in, 434
imitation by, 135, 135*f,* 136
imprinting in, 22
language acquisition of, 174
life expectancy variations in, 434, 564
sensory deprivation studies of, 125
sex differences in behavior of, 273–274
Animistic thinking in preoperational stage, 228, 230
Anorexia nervosa, 372–373, 442
Anoxia of infant during childbirth, 100, 101
Antibodies, 437
in Alzheimer's disease, 585
in prenatal development, 85, 93, 376
Anticipatory grieving, 661
Antidepressant drugs, 423, 506, 587
in Alzheimer's disease, 585
in bulimia, 373
in parental depression, 187
in pregnancy, 87
Antisocial behavior
delinquency in, 423–426
in depression of parent, 186–187
environmental influences on gene expression for, 73
of popular children, 341
suicide in, 422–423
Anxiety
death anxiety, 644, 645*f,* 645–646
in middle childhood, 352
in pregnancy, 92–93
in separation, 196
stranger anxiety, 186–187
Apathy
in adolescence, 404
in alcohol use, 445
Apgar Scale, 98, 98*t*
Apnea, sleep, 571
ApoE4 gene in Alzheimer's disease, 584, 585
Appearance and attractiveness
in adolescence, 370–371
and body image, 370–371, 372
in late adulthood, 571–572, 573
of newborn, assessment of, 97–98
Appearance–reality tasks in preoperational stage, 228
Appetite
in adolescence, 371–373
of dying person, 640
in early childhood, 219
Applicability, and death concept, 642
Apprenticeship programs in vocational preparation, 459
Appropriate or good death, 648
Area Agencies on Aging, 67
Argentina
adoption by gay and lesbian families in, 492
child-rearing styles and academic achievement in, 392
marriage of same-sex couples in, 479
Arithmetic abilities. *See* Mathematical abilities
Arousal states
in adolescence, 368
in infancy and toddlerhood, 108*t,* 108–112, 128
Arrhythmias, 512
fibrillation in dying, 640
Arthritis
calorie restricted diet affecting risk for, 505
free radicals in, 434
in late adulthood, 576, 580–581, 588
in middle childhood, 293
Artistic expression
creativity in. *See* Creativity
drawing in. *See* Drawing
in early childhood, 224*f,* 224–225
in middle childhood, 295, 295*f,* 322–323
Artistic personality, vocational choice in, 456
Asia. *See also specific countries*
academic achievement in, 324*t,* 324–325
achievement-related attributions in, 334
aging parents in, 549
autobiographical memory in, 238
dating in, 420
departure from family home in, 479
free time of adolescents in, 417
immigrant youths from, 32
language development in, 178
math instruction in, 309
menopause in, 506, 506*f,* 508
myopia in, 293
neonatal behavioral assessment in, 114
romantic relationships in, 475
self-concept in, 331
self-conscious emotions in, 260
self-esteem in, 331
sense of control in, 573
temperament of children in, 193
terminally ill patients in, 649
Asian Americans
academic achievement of, 393
aging parents of, 549, 617, 618
anorexia nervosa of, 372
extended-family households of, 65
intelligence quotient of, 312
long-term care of older adults, 589
osteoporosis in, 513
respect for older adults, 627
Asian Pacific Islanders
child-rearing practices of, 281
sibling relationships of, 552
Aspirin in pregnancy, 87
Assimilation, Piaget's cognitive-developmental theory of, 152
Assisted discovery learning, 235
Assisted living facilities, 589, 618, 619
Assisted suicide, 654*t,* 658–659
Assistive technology and devices, 573–574
Associative memory in late adulthood, 591–592, 592*f,* 594
Associative play, 261
Asthma, 51, 293
Atherosclerosis, 436, 442, 511, 571
cerebrovascular dementia in, 586
Athletic activities
in adolescence, 364–365, 365*f,* 376, 419
and clique membership, 419
developmentally appropriate, 297
in early adulthood, 436–437, 437*f*
gender stereotypes in, 296, 365
of lesbian, gay, and bisexual youths, 376
in middle adulthood, 504
in middle childhood, 295, 296–297
parental involvement in, 296
in pregnancy, 92
and self-esteem, 296, 331, 365
sex differences in, 296, 364–365
Attachment, 195–206
avoidant, 197–198, 474
Bowlby on, 22, 196–197, 201
continuity of caregiving affecting, 199, 206
cultural differences in, 198*f,* 198–199
and dating, 420
disorganized/disoriented, 198, 200, 206
employment of parents affecting, 202–204, 203*f*
ethological theory of, 196–197, 206
fathers affecting, 201–204
infant characteristics affecting, 200–201
internal working models of, 197, 201, 420, 474
and later development, 206, 420, 474
and loneliness, 478
maltreatment as child affecting, 200
multiple, 201–205
phases of development, 196–197
psychoanalytic perspective on, 195, 206
quality of caregiving affecting, 199–200
resistant, 198, 474
and romantic relationships of adults, 474
secure, 197, 474
security of, 197–198, 199–201. *See also* Security of attachment
and self-concept, 256
stability of, 198
theory of, 5
and theory of mind, 240
Attachment-in-the-making phase, 196
Attachment Q-Sort, 198
Attendance to school, 396–397
and dropping out, 396–397, 455
school transitions affecting, 391, 392*f*
Attention
in autism, 241
in continuous performance tasks, 521
in early childhood, 236–237
and emotional self-regulation, 189
and habituation of infants, 163
in infancy and toddlerhood, 144, 161, 163, 176
information processing in, 161, 163, 236–237, 303–305, 384, 521–522
and inhibition, 236–237, 237*f,* 521
and intelligence quotient, 310
joint attention of infant and caregiver, 176
and memory, 304–305
in middle adulthood, 521–522
in middle childhood, 303–304
in multitasking, 394, 521, 522
and pattern perception of infants, 144
in planning tasks, 237, 303–304
selective, 303
sustained, 163
and temperament, 190, 191, 191*t*
Attention-deficit hyperactivity disorder (ADHD), 303, 304–305
delinquency in, 424
genetic factors in, 74, 304, 305
maternal smoking during pregnancy as risk factor for, 74, 305
origins of, 304–305
symptoms of, 304
treatment of, 305
Attractiveness. *See* Appearance and attractiveness
Attributions
achievement-related, 333–334
definition of, 333
mastery-oriented, 333, 334, 335
retraining of, 334
Australia
academic achievement in, 324, 392
adolescent suicide in, 422
caregiving roles of parents in, 201
cesarean delivery rate in, 101
child care in, 171, 201, 203
childhood attachment patterns and adult romantic relationships in, 474
divorce rate in, 347*f*
fears of children in, 352
infant mortality rate in, 105*f*
life expectancy in, 565*f*
lifelong learning in, 598
marital roles in, 480, 481*f*
poverty rate in, 68*f*
sleep patterns of infants in, 128
unintentional childhood injuries in, 221*f*
voluntary active euthanasia in, 656*t,* 657
Austria
adolescent contraceptive use in, 375*f*
corporal punishment in, 282–283

Austria (*cont.*)
infant mortality rate in, 105*f*
life expectancy in, 565*f*
unintentional childhood injuries in, 221*f*
vocational education in, 459
Authoritarian child-rearing style, 279, 279*t*
Authoritative child-rearing style, 278–279, 279*t,* 280–281
academic achievement in, 392
effectiveness of, 280
self-esteem in, 332, 403
Authority understanding in moral development, 407
Autism
false beliefs in, 240
in fragile X syndrome, 51
and mindblindness, 241
and vaccinations, 221
Autobiographical memory, 164–165
in early childhood, 238
and infantile amnesia, 164–165
in late adulthood, 592*f,* 592–593, 606
reminiscence bump in, 592–593
Autoimmune disorders, 571
rheumatoid arthritis in, 580
Automatic processes in information processing, 162
Autonomic nervous system, 568, 571
Autonomy issues
in adolescence, 372–373, 415–416, 485–486
in anorexia nervosa, 372–373
in authoritarian child rearing, 279
in authoritative child rearing, 278, 279
behavioral component of, 415
emotional component of, 189, 415
in immigrant families, 415–416
in infancy and toddlerhood, versus shame and doubt, 16*t,* 184
in late adulthood, 610
in middle adulthood, 538
in permissive child rearing, 279
in uninvolved child rearing, 280
Autosomes, 47
diseases related to, 49*t*
Average life expectancy, 8, 432, 564–565, 565*f*
Avoidance in grief process, 659
Avoidant attachment, 197–198
and romantic relationships of adults, 474

B

Babbling, 176, 178
Babinski reflex, 107*t*
Baby and Child Care (Spock), 15, 129
Baby boomer generation, 12–13
aging of, 535
caring for aging parents, 550*f*
cognitive changes in late adulthood of, 596
cohort effects in, 11, 12–13
environmental mastery of, 539
history-graded influences on, 11–12
leading-edge of, 12–13
life expectancy in, 565
midlife of, 13
retirement of, 557, 629
self-acceptance of, 539
sibling relationships in, 552
Third Age of, 607
trailing edge of, 13
vocational life of, 553
Baby fat, 121, 216
Baby teeth, 217
Bacterial diseases in pregnancy, 91*t,* 92
Baka of West Africa, childhood play activities of, 256
Balance in motor development, 294
Balinese of Indonesia, mourning behavior of, 664
Ball skills in motor development, 223, 295
Bandura, Albert, 18
Baptist families, 643
Bargaining, in coping with dying, 647
Bar mitzvah, 369
Basal metabolic rate, 439, 504
calorie restriction affecting, 505
Bases in DNA, 46, 47*f*
Bat mitzvah, 369
Bayley Scales of Infant and Toddler Development, 169
B cells, 437
Behavior
antisocial. *See* Antisocial behavior
conditioning of, 17, 133*f,* 133–134, 265
and moral development, 411–412
of newborn, assessment of, 114
prosocial. *See* Prosocial behavior
sexual. *See* Sexual attitudes and behavior
Behavioral control in child rearing
in authoritarian style, 279
in authoritative style, 278–279
in permissive style, 279–280
in uninvolved style, 280
Behavioral genetics, 69
Behaviorism, 17
attachment in, 195
compared to other human development theories, 28*t*
contributions and limitations of, 18
Behavior modification, 18
Belgium
adolescent contraceptive use in, 375*f*
adoption by gay and lesbian families in, 492
assisted suicide in, 658
life expectancy in, 565*f*
marriage of same sex couples in, 479
Beliefs
and desires in theory of mind, 239
false, 239*f,* 239–240, 241, 306, 307*f*
gender stereotypes in, 273
religious. *See* Religion
The Bell Curve (Herrnstein & Murray), 312
Bell-shaped distribution of intelligence test scores, 169–170, 170*f*
Bereavement, 659–665
anticipatory, 661
avoidance in, 659
confrontation task in, 660
cultural variations in, 663, 664
in disenfranchised grief, 662
dual-process model of coping in, 660
duration of, 660
interventions in, 663–665
overload in multiple deaths, 662–663
personal and situational factors in, 660–663
restoration task in, 660
in sudden unexpected death, 660–661, 665
Better Beginnings, Better Futures Project, 64
Bhatto Bhatto game in India, 262
Bias
in clinical or case study research, 31
cultural, in intelligence tests, 243, 314–315
egocentric, 228
in ethnographic research, 33
in longitudinal research, 37
mutual exclusivity, in vocabulary development, 248, 249
racial and ethnic, 337–338
self-serving, 385
shape, in vocabulary development, 248
stereotypes in. *See* Stereotypes
Bicultural identity, 406
Bicycle riding, childhood injuries in, 222, 294
Bidirectional influences
in ecological systems theory, 25, 59
in epigenetic framework, 73, 73*f,* 75
in family, 59
in prenatal development, 86
"Big five" personality traits, 542–543, 542*t,* 606
Bilingualism, 317–318
Binet, Alfred, 15, 169
Binge eating, 373, 441
Binocular depth cues, 142
Biocultural event, menopause as, 508
Bioecological model, 24
Biological aging, 432–438, 580. *See also* Aging
Biological influences
on adolescence, 362
on gender typing, 273–274
genetic. *See* Genetic factors
Biracial identity, 406
Birth
complications of. *See* Birth complications
defects at time of. *See* Birth defects
labor and delivery in, 96–101. *See also* Childbirth
low weight at time of, 101–105. *See also* Low birth weight
preterm. *See* Preterm infants
Birth centers, freestanding, 99
Birth complications, 101–106
in fetal medicine interventions, 56
Kauai study on, 106
prenatal health care reducing, 95
in preterm and low-birth-weight infants, 101–105
resilience of children with, 106
in teenage pregnancy, 93, 94
Birth control. *See* Contraception
Birth defects
in chromosomal abnormalities, 52–53
folic acid in prevention of, 92
in malnutrition, 92
neonatal mortality rates in, 104
in teratogen exposure, 85–92
Birth order, and sexual orientation, 376
Birthrate by maternal age, 438*f*
Birth weight
low, 101–105. *See also* Low birth weight
of small-for-date infants, 102
and survival rate, 101
Bisexuals. *See* Gay, lesbian, and bisexual people
Black Americans. *See* African Americans
Blastocyst, 80*f,* 81
Blended families, 349–350, 416*t,* 490–491
Blindness
in cataracts, 569
in diabetes mellitus, 291
in glaucoma, 503
in macular degeneration, 569, 580
touch sensitivity in, 570
Blood pressure
caloric restriction affecting, 505
dietary fat affecting, 442, 442*f*
in hypertension, 435, 436, 442, 442*f,* 511
in shyness and sociability, 192
Blood tests
in phenylketonuria, 50
in pregnancy, 56, 56*t*
Blood types, inheritance of, 48*t*
Bodily-kinesthetic intelligence, 312*t,* 323
Body composition changes
in early childhood, 216, 216*f*
in infancy and toddlerhood, 121
in late adulthood, 572
in middle adulthood, 504
in middle childhood, 290
in puberty, 363–364
Body image
in anorexia nervosa, 372
in puberty, 370–371
Body mass index in obesity, 291, 439
Body proportion changes
in adolescence, 363, 364*f*
in infancy and toddlerhood, 120*f,* 121
in middle childhood, 290
Body size
in early childhood, 216, 216*f*
genetic factors affecting, 130
height in. *See* Height
in infancy and toddlerhood, 120*f,* 120–121, 131–132
in middle childhood, 290, 290*f*
nutrition affecting, 130–132
in puberty, 363, 364*f*
scale errors in awareness of, 207
weight in. *See* Weight
Body transcendence in late adulthood, 604, 605
Bonding. *See* Attachment
Bones, 435*t*
in early childhood, 217
epiphyses of, 217
in late adulthood, 572, 577
in middle adulthood, 504, 512–513
osteoporosis of, 504, 512–513
skeletal age, 121, 217

Bosnia, violence in, 353
Boston Marathon bombings, 665
Botswana
  Herero people of, 576
  !Kung society of, 129
Bottle-feeding, 130–131, 131*t*
Boundaries, subjective, in pattern perception, 144, 144*f*
Bowlby, John, 22
  on attachment, 22, 196–197, 201, 474
Braille reading, touch sensitivity in, 570
Brain
  in adolescence, 367–368, 381, 387
  alcohol use affecting, 445
  in Alzheimer's disease, 582–585
  in arousal states, 128
  in attention-deficit hyperactivity disorder, 304–305
  in autism, 241
  cerebellum of. *See* Cerebellum
  cerebral cortex of, 124–125. *See also* Cerebral cortex
  cerebral hemispheres of, 124–125, 174, 217–218
  in cerebrovascular dementia, 585–587
  childhood maltreatment affecting, 283
  developmental cognitive neuroscience research on, 21–22
  in early adulthood, 450
  in early childhood, 126, 217*f*, 217–219, 218*f*
  electroencephalography of, 122, 123*f*, 192, 568
  experience-dependent growth of, 128, 450
  experience-expectant growth of, 127–128
  in fetal alcohol spectrum disorder, 88–89
  in handedness, 217–218
  hormones affecting development of, 219
  imaging of, 123*f*, 123*t*, 123–124
  in infancy and toddlerhood, 121–130
  information processing speed, 520
  language areas in, 124, 125, 126, 174, 175
  in late adulthood, 568, 578, 582–588, 596
  lateralization of, 124, 125, 217–218
  milestones of development, 122, 122*f*
  neurobiological research on, 122–124
  neurons in, 121–122, 136
  in Parkinson's disease, 582
  in persistent vegetative state, 641
  plasticity of, 21–22, 124–125, 126
  prenatal development of, 84, 85, 88–89, 122
  programmed cell death in, 122
  sensitive periods in development of, 125–128
  size changes, 122
  in small-for-date infants, 102
  stimulation affecting development of, 122, 125–128
Brain death, 641
Brazil
  adoption by gay and lesbian families in, 492
  early adulthood in, 466
  infectious diseases and physical development in, 220
  mathematical abilities of child candy sellers in, 24
  unintentional childhood injuries in, 221*f*
Breast cancer, 442, 443, 510, 511
Breast development, 363, 365, 366
  age at time of, 366*f*
  variations in, 366, 367
Breastfeeding
  classical conditioning in, 133*f*, 133–134
  compared to bottle-feeding, 130–131, 131*t*
  in cosleeping parents and infants, 129
  operant conditioning in, 134
  and rooting reflex, 106, 107*t*
  and smell sense of newborn, 112–113
  and sucking reflex, 106, 107*t*, 133*f*, 133–134
  by Yurok Indians, 16–17
Breathing techniques in natural childbirth, 99
Breech position, 100
Bridge jobs prior to retirement, 629
The Broken Cord (Dorris), 88
Bronfenbrenner, Urie, 24
  ecological systems theory of, 24*f*, 24–27, 59, 60
Bucharest Early Intervention Project, 127
Buddhism, 609, 641, 650
Building Blocks math curriculum, 243
Bulgaria, teenage pregnancy in, 378*f*
Bulimia nervosa, 373, 442
Bullying, 341, 342, 343
  cyberbullying in, 342
  sexual orientation of parents as factor in, 492
  systematic observation of, 30
Burial practices, 664
Burnout from job stress, 554

C

Caffeine, and prenatal development, 87
Calcium
  in adolescence, 372
  in late adulthood, 577
  in osteoporosis, 513
Caloric intake
  anti-aging effects of restriction, 505
  in infancy, 130
  in middle adulthood, 504, 505
  in obesity, 440, 441
Calorie-restriction mimetics, 505
Cambodia, intelligence definition of immigrants from, 311
Cameroon
  self-recognition by toddlers in, 207, 208*f*
  theory of mind in, 306–307
Canada
  academic achievement in, 324
  adolescent contraceptive use in, 375*f*, 379
  adolescent pregnancy in, 378*f*
  adolescent sexual activity in, 374, 375*f*, 376, 378*f*, 379
  adolescent suicide in, 422
  adoption by gay and lesbian families in, 492
  aging stereotypes in, 574
  assisted suicide in, 658
  bilingualism in, 317, 318
  caregiving roles of parents in, 201
  cesarean delivery rate in, 101
  college education in, 455
  communication styles in, 314
  cosleeping of parents and infants, 129
  divorce rate in, 347*f*
  dual-earner families in, 495
  family size in, 483
  fetal death rate in, 51
  gender stereotypes in, 343
  grammatical development in, 316
  high school graduation rate in, 395*f*
  hospice programs in, 653
  identity development in, 405
  immunization rate in, 221
  infant mortality rate in, 105*f*
  life expectancy in, 8, 565*f*
  lifelong learning in, 598
  loneliness in, 477, 477*f*, 478
  marriage of same-sex couples in, 479
  moral development in, 336, 409
  natives of. *See* Native Canadians
  out-group prejudice in, 338
  overweight and obesity rate in, 291
  parental leave in, 104
  partner abuse in, 483*f*
  personality traits in, 542
  poverty rate in, 68*f*
  religion in, 412
  respect for elders in, 574
  retirement programs in, 630
  sexually transmitted diseases in, 376
  unintentional childhood injuries in, 221*f*
  voluntary active euthanasia opinions in, 656*t*
Canadian Virtual Hospice, 653
Canalization, 72
Cancer
  in alcohol use, 445
  assisted suicide in, 658
  calorie restricted diet affecting risk for, 505
  as cause of death, 438*f*, 509, 509*f*, 510, 579, 579*f*, 640, 646, 648, 649, 651
  in children, 293, 299, 646, 661
  and dietary fat, 442
  in diethylstilbestrol exposure, 86
  in dioxin exposure, 90
  in early adulthood, 438*f*, 439, 442, 443
  exercise affecting risk for, 443
  free radicals in, 434
  genetic factors in, 51, 52, 57, 432, 433, 510, 511, 567, 661
  in growth hormone therapy, 434
  hospice care in, 653
  in immune system changes, 434, 450, 571
  incidence of different types, 510, 510*f*
  in late adulthood, 571, 575, 577, 579, 579*f*
  in menopausal hormone therapy, 506
  in middle adulthood, 509, 509*f*, 510*f*, 510–511
  moral dilemma in, 407
  in obesity, 291, 439
  in radiation exposure, 51, 90
  sex differences in, 510*f*
  in smoking, 88, 444
  in stress, 450
  survival rate in, 510–511
  voluntary active euthanasia in, 657
Car accidents
  childhood injuries in, 221, 222
  in late adulthood, 581–582
Cardinality, 243
Cardiovascular system
  caloric restriction affecting, 505
  death from diseases of, 564, 579, 579*f*, 640, 648
  dietary fat affecting, 436, 442, 442*f*
  in early adulthood, 434–436, 438*f*
  exercise affecting, 443
  in late adulthood, 570–571, 579–580
  in middle adulthood, 509, 509*f*, 511–512, 513–514
  of newborn, Apgar Scale on, 98*t*
  in physical changes of aging, 434–436, 435*t*, 570–571
  prenatal development of, 84, 85, 100
  stress affecting, 449–450, 513–514
Career. *See also* Employment
  changes in midlife, 555–556
  discontinuous path in, 492
  in early adulthood, 470, 492–495
  educational preparation for, 393–394, 395, 396, 459, 554–555
  establishment of, 492–493
  glass ceiling in, 555
  mentoring relationship in, 493
  in middle adulthood, 553–558
  nontraditional, of men, 458
  and selection of vocation, 455–459
Caregivers
  abandonment of older adults with severe disabilities, 627
  of aging parents, 550–551, 617–618, 623, 626
  bereavement interventions for, 665
  of dementia victims, 585, 586–587
  dependency and control issues in late adulthood, 610–611
  of dying person, 651–653, 665
  elder maltreatment by, 627–628
  and social support in late adulthood, 611–613
Care orientation in moral development, 409
Caribbean families, child-rearing practices of, 281
Carolina Abecedarian Project, 173, 173*f*
Carriers of inherited traits, 50, 50*f*, 51*f*
  genetic counseling of, 55
Case studies, 17, 29*t*, 30–31

Cataracts
  free radicals in, 434
  in infancy, 125
  in late adulthood, 569
Catch-up growth, 130, 132
Categorical self, 208
Categorization abilities
  Animate–inanimate distinction in, 166, 230
  basic-level categories in, 231
  in concrete operational stage, 299
  general categories in, 231
  and memory, 304
  in preoperational stage, 229, 229*f*, 230–231
  and self-awareness, 208
  in sensorimotor stage, 164–166, 166*f*
  subcategories in, 231
Catholicism, 608, 655
The Cat in the Hat (Seuss), 85
Caucasian Americans
  academic achievement of, 393
  aging parents of, 549, 551
  anorexia nervosa of, 372
  body image of, 371
  communication style of, 317
  discipline and punishment of children, 267
  drug use of, 380
  gender stereotypes of, 276
  generativity of, 535
  glaucoma of, 503
  grandparents as caregivers of, 548
  in-group favoritism of, 337
  intelligence definition of, 311
  intelligence quotient of, 312, 313–314, 315
  long-term care of older adults, 589
  menarche of, 368
  menopause of, 507
  never-married, 487
  osteoporosis of, 513
  passive euthanasia beliefs of, 655
  play and peer sociability of, 262
  religiosity of, 609, 610
  scaffolding interactions of, 234
  self-esteem of, 332
  stereotype threat affecting, 315, 315*f*
  suicide rate of, 422
Causation, and death concept, 642
Cell phone use, 418
  and media multitasking, 394, 418
Cells, 46
  aging at level of, 432–434
  duplication in zygote period, 80*f*, 80–81
  glial, 83, 122
  in immune system, 437
  meiosis of, 46–47
  mitosis of, 46
  nerve. *See* Neurons
  programmed death of, 122
  sex cells, 46–47
Cemeteries, 664
  virtual, 664
Centenarians, 566–567
Central conceptual structures in concrete operational stage, 302
Central executive component of information processing system, 162, 162*f*
Central nervous system
  brain in. *See* Brain
  in late adulthood, 568
Centration in preoperational stage, 229
Cephalocaudal trend in growth, 121
Cerebellum
  childhood maltreatment affecting, 283
  in early childhood, 218, 218*f*
  in late adulthood, 568
Cerebral cortex
  in adolescence, 367
  in Alzheimer's disease, 583–584
  in autism, 241
  in early childhood, 217, 237
  electrical activity in, 122, 123*t*
  in infancy and toddlerhood, 124–125
  language areas in, 124, 125, 126, 174, 175
  in late adulthood, 568
  lateralization of, 124, 125, 217–218
  mirror neurons in, 136
  in persistent vegetative state, 641
  plasticity of, 124–125
  prenatal development of, 84, 85
  regions of, 124, 124*f*
Cerebral hemispheres
  dominant, 217
  in early childhood, 217–218
  in infancy and toddlerhood, 124–125
  language functions in, 126, 174, 217
  lateralization of, 124, 217–218
Cerebral palsy, 100
Cerebrovascular disorders, stroke in, 579*f*, 579–580
  and brain plasticity, 126
  and dementia, 585–587
  signs and symptoms of, 586
Ceremonies. *See* Rituals and ceremonies
Certified nurse-midwives, 100
Cervix of uterus, 80, 80*f*
  dilation and effacement in childbirth, 96, 97*f*
Cesarean delivery, 101
Cessation, and death concept, 642
Cessation of smoking, 444
Chaos in family, 26
Chemicals, prenatal exposure to, 90
Chernobyl nuclear power plant accident, 89
Chicago Child–Parent Centers, 246
Chickenpox in pregnancy, 91*t*
Child abuse. *See* Child maltreatment
Childbearing
  decisions about, 483–484
  maternal age in. *See* Maternal age
  pregnancy in. *See* Pregnancy
  transition to parenthood in, 484–485
Childbirth, 96–101
  adaptation of baby to, 97
  and appearance of newborn, 97–98
  breech position in, 100
  cesarean delivery in, 101
  complications during. *See* Birth complications
  cultural influences on, 98–99
  fetal monitoring during, 101
  in freestanding birth centers, 99
  at home, 98, 99–100
  medications during, 100–101
  natural or prepared, 99
  oxygen deprivation of infant in, 97, 100
  parental leave from employment after, 104–105, 203, 485
  of preterm and low-birth-weight infant, 101–105
  stages of, 96, 97*f*
  and transition to parenthood, 115, 484–485
Child care
  and cognitive development, 171–173
  employment affecting, 104–105, 202–204, 350–351, 485, 494–495
  for preterm infants, 103–105
  and self-care by children, 351
Child-care programs, 244, 246
  and attachment, 202–203
  compared to preschool programs, 244
  developmentally appropriate practice standards in, 172, 247
  quality of care in, 171–173, 202–203, 246, 247
  weekly hours in, 202
  for young children, 485
Child-centered programs in preschool and kindergarten, 244, 245
Childlessness, 488–489
  late adulthood in, 623–624
Child maltreatment, 281–283, 282*t*, 416*t*
  attachment insecurity in, 200
  consequences of, 283
  in corporal punishment, 266, 283
  in emotional abuse, 281
  eyewitness testimony of children on, 355
  factors contributing to, 282*t*, 282–283
  incidence of, 281, 283
  in neglect, 280, 281, 282
  origins of, 282–283
  in physical abuse, 281
  of preterm infants, 102, 112, 282
  prevention of, 283
  in sexual abuse, 281, 352–354
  by teenage parents, 378
  terminology related to, 281
Child-rearing costs, 484
Child-rearing practices
  and academic achievement, 392
  and adjustment to emerging adulthood, 468–469
  and attachment security of child, 199–205
  in attention-deficit hyperactivity disorder, 305
  and clique membership, 419
  cultural influences on, 16–17, 65, 194–195, 200, 204, 207, 280–281
  and delinquency, 425
  discipline in. *See* Discipline
  early availability of consistent caregiver in, 199
  education on, 485, 486
  effective coparenting in, 60, 485
  and emotional self-regulation of child, 259
  experimental research on, 35
  in extended families, 66
  of fathers, 201–204
  feeding and nutrition in, 291–292
  gender typing in, 274, 275
  goodness-of-fit model on, 194, 195
  of grandparents, 546–547, 548
  helicopter parenting in, 468–469
  in maternal employment, 202–204
  in middle childhood, 345
  and moral development, 410, 411
  and newborn behavior, 114
  normative approach to, 15
  positive parenting in, 268
  quality of caregiving in, 199–200
  and self-conscious emotions, 260
  and self-control, 209
  and self-esteem, 258, 332–333, 403
  sensitivity in, 199–200, 201, 206
  and sibling relationships, 205
  socioeconomic status affecting, 61
  sources of information on, 486
  and stranger anxiety, 187
  and temperament of child, 192, 194–195
  and vocational choice, 457
  warmth in, 204
Child-rearing styles, 278–280
  authoritarian, 279, 279*t*
  authoritative, 278–279, 279*t*, 280–281. *See also* Authoritative child-rearing style
  distal and proximal, 207
  permissive, 279*t*, 279–280
  uninvolved, 279*t*, 280, 392
Children's Defense Fund, 68
Child support
  in divorce, 349
  in single-parent families, 491
Chimpanzees
  imitation by, 135, 135*f*, 136
  language acquisition of, 174
China
  academic achievement in, 324, 324*t*, 392
  academic and vocational tracks in, 395
  achievement attributions in, 334, 334*f*
  aging parents in, 549
  aging stereotypes in, 574
  autobiographical memory in, 238
  child-rearing practices in, 194–195, 280–281, 392
  death anxiety in, 646
  early adulthood in, 466
  emotional self-regulation in, 189, 193
  fears of children in, 352
  first words of infants in, 176–177
  gender typing in, 276, 346
  immigrant youths from, 32, 33
  language development in, 176–177, 178
  mate selection in, 472
  mathematics instruction in, 309
  menopause in, 506*f*
  moral development in, 336
  obesity in, 291, 440
  one-child families in, 346
  peer relations in, 262, 276

play activities in, 262
romantic relationships in, 475, 476
self-concept in, 331
self-conscious emotions in, 189
self-esteem in, 331
storytelling practices in, 257
temperament of children in, 193, 194–195
unintentional childhood injuries in, 221*f*
Chinese language, and false belief tasks, 239–240
Chlamydia in pregnancy, 91*t*
Cholesterol
and atherosclerosis, 436, 442, 511
caloric restriction affecting, 505
exercise affecting, 443
Chomsky, Noam, language development theory of, 174
Chorion, 82
Chorionic villi, 82
sampling of, 56, 56*t,* 82
Christian beliefs, 608
death concept in, 643, 645, 664
and passive euthanasia attitudes, 655
Chromosomes, 46
abnormalities of, 52–53, 53*f*
autosomes, 47
biological aging of, 432, 433, 433*f*
karyotype of, 46*f*
in meiosis, 47
and patterns of inheritance, 48–52
sex, 47
telomeres of, 432, 433, 433*f*
Chronosystem in ecological systems theory, 24*f,* 25, 60
Cigarette smoking. *See* Smoking
Circular reactions in sensorimotor development, 153, 153*t,* 154
Circumcision, 112
Civic engagement, development of, 413
Civil unions, 488
Classical conditioning, 17, 133*f,* 133–134
Classification
categorization abilities in. *See* Categorization abilities
in concrete operational stage, 299
Class inclusion problems, 229, 229*f,* 299
Classrooms. *See* Schools
Class size in school, 318
Cleft lip and palate, 88, 92
Climacteric, 504, 515. *See also* Menopause
Clinical death, 640
Clinical interviews, 20, 29*t,* 30
Clinical research method, 17, 29*t,* 30–31
Cliques and crowds in adolescence, 419–420
Cocaine, 87–88, 380
Coercion, sexual, 448–449
Cognitive-affective complexity, 452*f,* 452–453, 605
Cognitive development, 8, 9*f*
and academic learning, 307–309, 318–325, 526–527
accommodation in, 152, 228
adaptation in, 18–19, 152
in adolescence, 367, 382–397
assimilation in, 152
attention in, 303–304, 521–522
in autism, 241
brain injury affecting, 126
central conceptual structures in, 302
child-care quality affecting, 171–173
cognitive-affective complexity in, 452*f,* 452–453
in college experience, 454–455
concrete operational stage in, 299–302. *See also* Concrete operational stage
as continuous or discontinuous process, 6, 302
core knowledge perspective of, 159–161
creativity in, 453–454, 524–525
crystallized and fluid intelligence in, 518–519, 590
cultural influences on, 167–168, 384
death concept in, 642–644, 662
decision making in, 387–388
definition of, 9*f*
disequilibrium in, 152
in dynamic systems perspective, 166
in early adulthood, 450–459
in early childhood, 19, 224, 226–251, 231*t*
early interventions in, 173, 173*f,* 245*f,* 245–246
emotional intelligence in, 453
environmental influences on, 170–173, 244–248
epistemic cognition in, 451–452
equilibrium in, 19, 152
ethological theory of, 22
executive function in, 303. *See also* Executive function
expertise in, 453–454, 524. *See also* Expertise
in fetal alcohol spectrum disorder, 89
formal operational stage in, 382–384. *See also* Formal operational stage
hypothetico-deductive reasoning in, 382–383, 384
idealism and criticism in, 387
imitation in, 156–157, 157*f*
individual differences in, 169–173, 243–248, 309–316, 519–520
in infancy and toddlerhood, 19, 151–181
information-processing approach to, 20–21, 161–167, 236–243, 302–309, 384–386, 520–525. *See also* Information processing
intelligence tests of, 169–170, 309–316
and language development, 174–179, 226, 239, 248–251, 316–318, 593–594
in late adulthood, 589–599
lateralization of brain functions in, 124
lifelong learning in, 597–599
in lifespan perspective, 13*f*
linguistic knowledge in, 160
in low birth weight, 101
maintenance and loss prevention in late adulthood, 590, 590*f,* 596–597
malnutrition affecting, 132
mathematical abilities in, 160*f,* 160–161, 388–391
memory in, 302–303, 304–306, 522–523, 591–593
mental representations in, 154, 156–158
in middle adulthood, 517–527
in middle childhood, 299–325
and moral development, 268–269
neo-Piagetian theory of, 233
neuroscience approach to, 21–22
numerical knowledge in, 160*f,* 160–161
object permanence in, 154, 155*f,* 155–156
organization in, 152–153
oxygen deprivation during childbirth affecting, 100
and perceptual development, 146–147
in phenylketonuria, 50
physical knowledge in, 159
Piaget on, 18–20, 19*t,* 152–161, 226–233, 382–384
play in, 168, 235, 261, 262*t*
postformal thought in, 450
pragmatic thought in, 452
prenatal drug exposure affecting, 86, 87, 88, 89
preoperational stage in, 226–233. *See also* Preoperational stage
problem solving in, 157, 524, 594–595
propositional thought in, 383
psychological knowledge in, 160
and questions asked by preschoolers, 232
reaching by infants in, 139–140
of returning students, 526–527
schemes in, 152, 154
scientific reasoning in, 385–386
self-concept in, 386–387
and self-regulation, 307
sensorimotor stage in, 152, 153–154. *See also* Sensorimotor stage
sex differences in, 388–391
social context of, 167, 234–235
social learning theory on, 18
sociocultural theory on, 23–24, 233–235, 319–320
spatial abilities in, 390
and suicidal behavior, 423
symbolic understanding in, 157–158, 227–228
theory of mind in, 238–240, 306–307
verbal abilities in, 388
and vocational choice, 455–459
and vocational life, 525–526
Vygotsky on, 233–235
wisdom in, 595–596
Cognitive-developmental theory, 18–20, 19*t,* 152–161
compared to other human development theories, 28*t*
concrete operational stage in, 299–302
contributions and limitations of, 20
formal operational stage in, 382–384
on gender identity, 276–277
on gender typing, 273
on moral behavior, 264, 268–269
preoperational stage in, 226–233
sensorimotor stage in, 153–158
Cognitive maps in concrete operational stage, 300
Cognitive neuroscience, developmental, 21–22
Cognitive reserve, 585
Cognitive self-regulation, 307, 384
Cognitive styles
diffuse-avoidant, 404
dogmatic and inflexible, 404
information-gathering, 404
Cohabitation, 349, 487–488
in late adulthood, 622
Cohort effects, 517–518, 518*f*
in baby boomer generation, 11, 12–13
in cross-sectional research, 37–38, 517–518, 518*f*
history-graded influences in, 11–12
in longitudinal research, 37, 518, 518*f*
in sequential research, 38, 38*f*
Coinage of words in vocabulary development, 248
Colic, 111
Collaboration
as communication style, 314
in late adulthood, 595
Collectivist societies
academic achievement in, 324
aging parents in, 549
autobiographical memory in, 238
compared to individualistic societies, 65
identity development in, 406
infant sleeping arrangements in, 129
loneliness in, 478
moral development in, 411
peer sociability in, 262
psychological well-being in, 539
romantic relationships in, 475
self-conscious emotions in, 189, 260
social relationships of older adults in, 616
temperament of children in, 194–195
College experience, 454–455, 466
of adults as returning students, 526–527
friendships in, 477
identity development in, 464
leaving parental home for, 478
sex differences in, 457–458
vocational choice in, 456
Colombia, moral development in, 337
Colon cancer, 442, 443, 511
Color of skin of newborn, Apgar Scale on, 98*t*
Color vision
in infancy and toddlerhood, 113, 142
in middle adulthood, 503
Comfort care in hospice programs, 652

Commercials on television, roles of older adults in, 574
Commitment
and generativity in middle adulthood, 534
and hardiness as personal quality, 516
in triangular theory of love, 473
and well-being in middle adulthood, 540
Communication
with cell phones, 394, 418, 418*f*
collaborative style of, 314
conversational. *See* Conversation
cultural influences on, 314, 317
with dying person, 643, 646, 648–649, 650, 662
expressive, 178
hierarchical style of, 314
infant-directed speech in, 178–179
interactional synchrony in, 200
and language development. *See* Language development
in late adulthood, 593–594
in marital relationship, 473, 482, 489
in online interactions, 418*f*, 418–419
referential, 178
sociocultural theory on, 23–24
speech in. *See* Speech
topic-associating style of, 317
topic-focused style of, 317
Community influences, 63–65
on child maltreatment, 282
ecological systems theory on, 25, 63
on immigrant youths, 33
in late adulthood, 616–617
on resilient children, 11
in widowhood, 624
Community service. *See* Volunteer work
Companionate love, 473
Compensatory techniques of older adults, 9, 521, 590, 594
Compliance in toddlerhood, 208, 209
Componential analysis of intelligence tests, 310
Comprehension
compared to production of language, 177
of reading, 308
Compression of morbidity in late adulthood, 576–577
Computer use
in assistive technology and devices, 573, 574
Internet in. *See* Internet use
in late adulthood, 599
learning in, 247–248
parental supervision of, 271, 272
Conception, 46, 80, 80*f*
maternal age at time of. *See* Maternal age
paternal alcohol use at time of, 89
Conceptual categorization in infancy and toddlerhood, 166
Concrete operational stage, 19, 19*t*, 299–302
classification in, 299
compared to formal operational stage, 382, 383
conservation in, 299
continuum of acquisition in, 301
cultural influences on, 300, 300*f*, 301
evaluation of, 302
information processing view of, 301–302
limitations of thought in, 301
research on, 301–302
school influences on, 301
seriation in, 300
spatial reasoning in, 300, 300*f*
Conditioned response, 133*f*, 134
Conditioned stimulus, 133*f*, 134
Conditioning
classical, 17, 133*f*, 133–134
operant, 17, 134, 265
social learning theory on, 265
Confidentiality in research, 39*t*
Conflict
in adolescence, 369–370, 418
in divorce of parents, 347, 348
in late adulthood, 616, 620–621
in marital relationship, 473, 482–483, 489–490, 620–621
Confrontation in grief process, 660
Confucian beliefs, 641
Congo, Republic of
observational learning in, 236
stranger anxiety of infants in, 187
Congregate housing, 618, 619
Connective tissue changes in aging, 434, 436
Conscience
and moral development, 264. *See also* Moral development
and superego, 15, 264
Conscientiousness, as personality trait, 542, 542*t*
Consent to research, 39*t*, 40
Conservation
in concrete operational stage, 299, 301
in preoperational stage, 229, 229*f*, 230, 232
Constancy, gender, 276–277
Constructivist classrooms, 319
Contexts for development, 7, 59–69
in adaptations to dying, 647–650
cultural influences in. *See* Cultural influences
ecological systems theory on, 24–27. *See also* Ecological systems theory
environmental, 59–69. *See also* Environmental influences
ethology of, 22
evolutionary development psychology on, 22–23
in late adulthood, 616–619
relative influence of nature and nurture in, 7, 28*t*, 69–75
sociocultural theory on, 23–24. *See also* Sociocultural theory
Continuity theory of aging, 614–615, 618
retirement in, 631
Continuous course of development, 28*t*
compared to discontinuous development, 6, 6*f*, 302
in lifespan perspective, 7
Continuous performance tasks, 521
Contraception
in adolescence, 375, 375*f*, 379
and decision to have children, 483
in early adulthood, 446
Contractions of uterus in childbirth, 96, 97*f*
Contrast sensitivity, 144, 144*f*
Control
in child rearing, 278–279, 280
effortful. *See* Effortful control
and hardiness as personal quality, 516
in late adulthood, 573, 578, 610–613, 619, 633
in middle adulthood, 540
of self, 208–209, 264. *See also* Self-regulation
Controversial children, 341, 343
Conventional level of moral development, 408
Conventional personality type, vocational choice in, 456
Convergent thinking, 322
Conversation
in early childhood, 250, 275
generic references to gender in, 275, 275*f*
in infancy and toddlerhood, 176
in late adulthood, 570, 593, 594
in middle childhood, 316–317
in pragmatic language development, 316–317
Cooing, 176
Cooley's anemia, 49*t*
Cooperation
in adolescent friendships, 417
in learning, 320, 322
morality of, 408
in play, 261
Coparenting
in divorce, 348, 349
effective, 60, 485
Coping strategies
in bereavement interventions, 663
for caregivers of older adults with dementia, 586–587
in caring for aging parents, 551
in death of loved one, 659–665
dual-process model of, 660
of dying people, 647, 648
emotion-centered, 336, 514, 516, 539, 573, 605
in late adulthood, 570, 573, 605, 611, 613
in middle adulthood, 514–515, 539
in middle childhood, 336, 354
problem-centered, 336, 514, 516, 539, 570, 573
Coregulation in middle childhood, 345
Core knowledge perspective, 159–161
domains of thought in, 159
linguistic knowledge in, 160
numerical knowledge in, 160
physical knowledge in, 159
psychological knowledge in, 160
theory of mind in, 240
Corporal punishment, 266, 266*f*
cultural influences on, 267, 283
prevalence of, 266, 266*f*
Corpus callosum
in early childhood, 218, 218*f*
in late adulthood, 568
Corpus luteum, 80
Correlational research, 34–35
compared to other research designs, 36*t*
correlation coefficient in, 34, 34*f*
gene–environment correlation, 72, 72*f*
Correlation coefficient, 34, 34*f*
Cortex, cerebral. *See* Cerebral corte
Cortisol
in bullying victims, 342
in childbirth, 97
child-care effects on, 203
in child maltreatment victims, 283
in early deprivation, 127
in flight or fight response, 93
in maternal depression, 186
in poverty, 303
in pregnancy, 93
in shyness and sociability, 192
and telomerase production, 433
Corumination, 418, 422
Cosleeping arrangements, 129
Cost
of child rearing, 484
of health care, 588
Costa Rica, life expectancy in, 565*f*
Counseling
in alcoholism, 445
in assisted suicide, 658
in bereavement interventions, 663, 665
on birth control, 375
of blended families, 350, 490
in chronic childhood illness, 294
in dropout prevention programs, 396, 455
in early pubertal timing, 371
in elder maltreatment prevention, 628
genetic, 53–55, 58
on infant care, 104, 127
on marital relationship, 272, 483
in school transitions, 392
in smoking cessation, 444
in suicide prevention, 423
in unemployment, 556
vocational, 458, 459, 554
in weight loss programs, 441
Counting skills in early childhood, 242–243
Course of development, 28*t*
context affecting, 7
as continuous or discontinuous process, 28*t*
as dynamic system, 8
Hall and Gesell on, 14–15
in information processing approach, 21
in lifespan perspective, 7–13
as one course or many, 6–7, 28*t*
relative influence of nature and nurture in, 7, 8, 28*t*, 69–75
resilience in, 10–11
stability and plasticity in, 7
Court proceedings, eyewitness testimony of children in, 355
Crawling, 136, 138, 139, 158
and depth perception, 143–144
and differentiation theory of perceptual development, 147, 147*f*

and emotional self-regulation by infants, 189
and temperament, 193
Creativity
drawing in. *See* Drawing
in early adulthood, 453*f,* 453–454
of gifted children, 322–323
and intelligence, 310, 311, 311*f*
in middle adulthood, 524–525
Criminal behavior
in adolescence, 423–426
and alcohol use, 445
assisted suicide as, 659
fear of, in late adulthood, 617
and homicide rates, 438, 438*f*
voluntary active euthanasia as, 656
Crisis in midlife, 536–537
Critical periods of development, 22
Croatia
corporal punishment in, 282–283
infant mortality rate in, 105*f*
voluntary active euthanasia attitudes in, 656
Cross-cultural research, 24, 31. *See also* Cultural influences; *specific cultures*
Cross-linkage theory of aging, 434
Cross-sectional research, 37–38
cohort effects in, 37–38, 517–518, 518*f*
compared to other research designs, 36*t,* 37
limitations of, 37–38
sequential designs, 38, 38*f*
Crowds and cliques in adolescence, 419–420
Crying of infants, 108*t,* 109–112
abnormal patterns in, 111–112
adult responsiveness to, 109, 111, 112
in drug addiction, 87
empathy of other infants in, 109
and maternal smoking during pregnancy, 88
soothing techniques in, 109–111, 112
Crystallized intelligence, 518–519, 521*f,* 590
Cuba, infant mortality rate in, 105*f*
Cults, religious, 412
Cultural bias in intelligence tests, 243, 310, 314–315
Cultural influences, 65–69
on academic achievement, 393
on achievement attributions, 334, 334*f*
on adolescence, 362, 369, 370, 373–374, 415–416
on aging stereotypes, 574–575
on alcohol use, 444
on attachment patterns, 198*f,* 198–199
on bereavement, 663, 664
on breastfeeding practices, 16–17
on caring for aging parent, 551, 617–618
on categorization skills, 166
on childbirth practices, 98–99
on child maltreatment, 282–283
on child-rearing practices, 16–17, 65, 194–195, 200, 204, 207, 280–281
on cognitive development, 167–168, 384
on cohabitation, 488
on communication style, 314, 317
on concrete operational stage, 300, 300*f,* 301
on dating, 420
on death understanding and attitudes, 643, 645, 650, 656, 657, 658
on departure from parental home, 478, 479, 545
on drawings in early childhood, 225
ecological systems theory on, 25
on education and schools, 235, 236
on emerging adulthood, 464, 466–467
on emotional development, 185
on emotional self-regulation, 189
ethnographic research on, 32–33
on extended families, 66
on false beliefs, 239–240
on fathers as caregivers, 201–204
on fears of children, 352
on food preferences, 219
on formal operational stage, 384
on gender identity, 540
on gender stereotypes, 276
on grandparents as caregivers, 547
on hand preference, 218
on identity development, 405, 406
on immigrant youths, 32–33
on intelligence assessment, 311, 314–315
on language development, 177–178, 248, 314
on learned helplessness, 334
on learning, 141, 167, 236
in macrosystem, 25, 65
on make-believe play, 168, 236
on map making, 300, 300*f*
on mate selection, 472, 475
on memory and memory strategies, 238, 306
on menopause, 506, 506*f,* 507, 508
on moral development, 264, 336–337, 409, 411
on motor development, 138–139
multicultural research on, 31
on neonatal behavior, 114
on observational learning, 167
on one-child families, 346
on parenthood decisions, 483
on partner abuse, 483
on personality traits, 542
on play, 168, 236, 256, 261, 262
on psychological well-being, 539
on punishment, 267, 281
on religiosity, 465, 609
research methods on, 31–33
on respect for older adults, 574–575, 576
on romantic relationships, 475–476
on scaffolding, 234
on self-concept, 331–332
on self-conscious emotions, 188–189, 260
on self-esteem, 331–332, 333
on self-recognition, 207, 208*f*
on sense of control over health, 573
on sensitivity toward infants, 200
on sexual coercion, 448
on sexuality, 373–374, 376
on sibling relationships, 416, 477, 552
on sleep, 128, 129
sociocultural theory on, 23–24, 167
on soothing of crying infants, 111
on stereotypes of aging, 574–575, 576
on storytelling practices, 257
on stranger anxiety, 187
in subcultures, 65
on suicidal behavior, 422, 423
on temperament, 193, 194–195
on transition to adulthood, 464
in tribal and village societies, 236
on wisdom, 595
Custody of children
in blended families, 348–349, 350
in divorce, 347, 348–349
Cyberbullying, 342
Cyprus
corporal punishment in, 282–283
life expectancy in, 565*f*
Cystic fibrosis, 49*t,* 57, 293
Cytomegalovirus infection in pregnancy, 91, 91*t*
Cytoplasm, 46
Czech Republic
high school graduation rate in, 395*f*
infant mortality rate in, 105*f*
life expectancy in, 565*f*
poverty rate in, 68*f*

D

Daily living activities in late adulthood, 567–568
cognitive interventions affecting, 597
control versus dependency in, 610–611, 613
problem solving in, 594–595
Dark adaptation in late adulthood, 569
Darwin, Charles, 14
Dating
in adolescence, 420*f,* 420–421
in early adulthood, 445–446
in late adulthood, 621
online services in, 445–446, 621, 622*f*
personal ads for, 621, 622*f*
Day care programs. *See* Child-care programs
Death and dying, 639–667
acceptance of, in late adulthood, 604, 605
in adolescence, common causes of, 643
adolescent concept of, 643–644, 646
adult concept of, 644–645, 646
advance medical directives on, 655–656
and afterlife beliefs, 643, 645, 664
agonal phase in, 640
anxiety about, 644, 645*f,* 645–646
appropriate or good death in, 648
in assisted suicide, 658–659
bereavement in, 659–665
brain death in, 641
cancer as cause of, 438*f,* 509, 509*f,* 510, 579, 579*f,* 640, 646, 648, 649, 651
cardiovascular disease as cause of, 564, 579, 579*f,* 640, 648
of child, parent grief in, 661
childhood concept of, 642–643
clinical death in, 640
communication with dying person in, 643, 646, 648–649, 650, 662
contextual influences on adaptations to, 647–650
coping of dying person in, 647, 648
coping with death of loved one, 659–665
cultural variations in beliefs on, 645, 650, 656, 664
definition of, 640–641
with dignity, 640, 641–642
and disengagement theory of aging, 614
in early adulthood, leading causes of, 438, 438*f*
education on, 643, 644, 662, 665
end-of-life care decisions in, 641, 642
in family, 648–649, 661–662
at home, 642, 650, 651
hospice approach to, 652–653
in hospital, 650, 651
in infancy, 104. *See also* Infant mortality
in infectious diseases, 220
of intimate partner, 662
in late adulthood, leading causes of, 579, 579*f*
and music as palliative care, 653
nature of disease in, 648
in nursing home, 650, 652
palliative care in, 652, 653
of parent, 661–662
in passive euthanasia, 654–656
physical changes in, 640
place of, 650–653
religious and spiritual beliefs on, 641, 643, 645, 649–650
and right to die, 654–659
of sibling, 661–662
of spouse, widowhood in, 621, 622–623, 660, 662
stages of, 646–647
sudden death in, 651, 660–661, 665
in sudden infant death syndrome, 109, 110, 129, 139, 661
in suicide, 422. *See also* Suicide
terminal decline prior to, 596–597
and thoughts and emotions of dying people, 646–650
understanding of and attitudes toward, 642–646
unintentional injuries as cause of, 221, 221*f,* 222, 294, 294*f,* 640
in voluntary active euthanasia, 656–658
Debriefing in research, 40
Decentration in concrete operational stage, 299
Deception in research, 40
Decision making
in adolescence, 387–388
in assisted suicide, 658–659
on end-of-life care, 641, 642, 655–656
on health care in gay and lesbian partnerships, 621, 656
moral judgments in, 405–414

Decision making (*cont.*)
on parenthood, 483–484, 488–489
on retirement, 629–630, 630*f*
Deferred imitation in sensorimotor stage, 154, 156, 157*f*
Delay of gratification, 209
Deliberate memory, 591
Delinquency, 423–426
and aggression, 424, 425
child-rearing practices associated with, 425
early-onset, 424, 425*f*
in early pubertal maturation, 370, 371
late-onset, 424, 425
prevention and treatment strategies, 425–426
Delivery of baby, 96, 97*f*. *See also* Childbirth
Dementia, 582–588
in Alzheimer's disease, 582–585. *See also* Alzheimer's disease
caregivers in, 585, 586–587
cerebrovascular, 585–587
hospice care in, 653
incidence of, 582
misdiagnosed and reversible, 587–588
Denial, in coping with dying, 647, 649
Denmark
caring for aging parents in, 551
corporal punishment in, 282–283
divorce rate in, 347*f*
high school graduation rate in, 395*f*
immunization rate in, 221
infant mortality rate in, 105*f*
life expectancy in, 565*f*
long-term care of older adults in, 589
marriage of same-sex couples in, 479
poverty rate in, 62, 68*f*
retirement programs in, 630
teenage pregnancy in, 378*f*
vocational education in, 459
Dental development, 217, 290
Dentures, and taste sensitivity, 570
Deoxyribonucleic acid. *See* DNA
Dependency in late adulthood, 610–613, 626, 633
dependency–support script in, 610
independence–ignore script in, 610
in nursing homes, 619
risk for maltreatment in, 627–628
suicide in, 613
Dependency–support script, 610
Dependent variables in experimental research, 35
Depression
in adolescence, 421–423
in Alzheimer's disease, 583
in bulimia nervosa, 373
in children with depressed parent, 186
drug therapy in, 187, 423, 587
in dying, 647, 648
of fathers, 186, 187
in late adulthood, 587–588, 611, 612–613, 623, 624
in menopause, 506
misdiagnosed as dementia, 587–588
of mothers, 186–187, 200
of never-married childless older adults, 624
in obesity, 292, 440
suicide in, 422–423. *See also* Suicide
in widowhood, 623
Deprivation
attachment security in, 199
in sensitive periods of development, 125–127
temperament in, 193
Depth perception in infancy, 142–144, 143*f*
binocular cues in, 142
and independent movement, 143–144
motion cues in, 142
pictorial cues in, 142
visual cliff studies of, 142, 143*f*
Dermis, 503
Design of research, 34–38
Desires, in theory of mind, 239
Despair in late adulthood, versus integrity, 16*t*, 604
Destruction–creation developmental tasks in seasons of life theory, 535
Development, 5–7
cognitive. *See* Cognitive development
contextual influences on. *See* Contexts for development
as continuous or discontinuous process, 6, 6*f*
course of. *See* Course of development
determinants of, 7
emotional and social. *See* Emotional and social development
historical views of, 14–20
physical. *See* Physical development
research on, 27–40
as scientific, applied, and interdisciplinary field, 5
theories of. *See* Theories of development
Developmental cognitive neuroscience, 21–22
Developmentally appropriate practice standards, 172
Developmental quotients (DQs), 170
Developmental science, 5–6
applications of, 5
definition of, 5
historical studies in, 14–20
interdisciplinary studies in, 5
recent theories in, 20–27
Diabetes
exercise reducing risk for, 443
genetic factors in, 51
in late adulthood, 580, 581
in middle childhood, 293, 299
in obesity, 291
in pregnancy, 95
type 2 (diabetes mellitus), 291, 581
Diabetes insipidus, 49*t*
Diarrhea, 220
Diet. *See* Nutrition
Diethylstilbestrol (DES), 86
Differentiation theory of perceptual development, 146–147, 147*f*
Difficult child, as temperament type, 190
attachment security in, 200
child-rearing practices and, 194
Diffuse-avoidant cognitive style, 404
Diffusion of identity, 403, 403*t*, 404, 405
Dignity, death with, 640, 641–642
Dilation and effacement of cervix in childbirth, 96, 97*f*
Dinner and mealtimes in family, 29, 63, 63*f*
in adolescence, 372
in middle childhood, 291
Dioxins, prenatal exposure to, 90
Disabilities
assistive technology and devices in, 573–574
in late adulthood, 573–574, 575, 577, 577*f*, 579–588, 611
learning, 322
of preterm infants, 102, 102*f*
Discipline
in authoritarian child rearing, 279
in authoritative child rearing, 279
in delinquency, 426
inductive, 264–265
and moral development, 266–268
in permissive child rearing, 279–280
in positive parenting, 268
punishment in. *See* Punishment
and temperament, 194
in uninvolved child rearing, 280
Discontinuous course of development, 28*t*
compared to continuous development, 6, 6*f*, 302
in lifespan perspective, 7
qualitative changes in, 6
stages in, 6
Discovery learning, 233
assisted, 235
Discrimination
in career opportunities, 493–494, 494*f*, 555
ethnic and racial, 338, 406, 493–494, 494*f*
gender-related, 493–494
in homosexuality, 447
in obesity, 292, 439–440
Diseases, infectious. *See* Infectious diseases
Disenfranchised grief, 662
Disengagement theory of aging, 614
Disequilibrium in cognitive development, 152
Disorganized/disoriented attachment, 198
later development in, 206
mother–infant relationship in, 200
stability of, 198
Displaced reference, and symbolic understanding of infants, 157
Distal parenting style, 207
Distractibility, temperament in, 190
Divergent thinking, 322–323, 323*f*
Diversity and inequality, childhood understanding of, 337–339
Divorce, 346–349, 416*t*, 489–490
age at time of marriage in, 480, 489
age differences in response to parental divorce, 347–348
child support payments in, 349
cohabitation after, 488
departure from parental home in, 478
in early adulthood, 489–490
gender roles in, 490
joint custody in, 348–349
in late adulthood, 621–622
long-term consequences of parental divorce, 348, 490
mediation services in, 348
in middle adulthood, 544
remarriage in, 347, 349–350, 489, 490, 544
in second marriage, 350, 489, 490
sex differences in response to, 348, 544
singlehood lifestyle after, 487
temperament affecting response to parental divorce, 348
Dizygotic twins, 47*f*, 47–48. *See also* Twins
DNA (deoxyribonucleic acid), 46, 47*f*
aging at level of, 432–434, 433*f*
free radicals affecting, 433–434
mutations in, 51–52
Dogmatic inflexible cognitive style in identity development, 404
Dogon people of Mali, attachment patterns of, 199
Domains of development, 7
cognitive, 8, 9*f*. *See also* Cognitive development
emotional and social, 8, 9*f*. *See also* Emotional and social development
in lifespan perspective, 13*f*
multidirectional and multidimensional changes in, 9, 432, 467, 517, 532
physical, 8, 9*f*. *See also* Physical development
Domestic violence, 482–483, 483*f*
Dominance hierarchy in peer relations, 297–298
Dominant cerebral hemisphere, 217–218
Dominant–recessive inheritance, 48*t*, 48–50, 49*t*
characteristics related to, 48, 48*t*
diseases related to, 49*t*, 50
incomplete dominance in, 50
Donor insemination, 54
Dorris, Michael, 88
Double standard of aging, 516–517, 535
Doula support during childbirth, 99
Down syndrome, 52–53, 53*f*
and Alzheimer's disease, 584
maternal age in, 53, 53*f*
mosaic pattern in, 52
translocation pattern in, 52
Drawing
cultural variations in, 225
in early childhood, 224*f*, 224–225
and early printing, 225
of human figures, 224, 224*f*, 225
in middle childhood, 295, 295*f*
Dreaming in REM sleep, 108
Dream of adult life in early adulthood, 470
Dressing skills in early childhood, 224

Dropping out
  from college, 455
  from high school, 396–397
  prevention strategies, 396–397, 455
Drowsiness of infants, 108*t*
Drug abuse. *See* Substance abuse
Drug therapy
  in Alzheimer's disease, 585
  analgesic. *See* Analgesic drugs
  antidepressant. *See* Antidepressant drugs
  assistive technology in, 573
  in attention-deficit hyperactivity disorder, 305
  in bulimia, 373
  during childbirth, 100–101
  dementia-like symptoms from, 588
  in depression, 187, 423, 587
  in infertility, fraternal twinning related to, 47*t,* 48
  in menopause, 506
  taste changes from, 570
Druze culture, 540, 643
Dual-cycle model of identity development, 464
Dual-earner households, 350–351, 416*t,* 494–495
  combining work and family in, 494–495
  marital roles in, 480
  transition to parenthood in, 484
Dualistic thinking, 451
Dual-process model of coping with loss, 660
Dual representation in preoperational stage, 227–228
Duchenne muscular dystrophy, 49*t,* 57
Duplication of cells, 80*f,* 80–81
Durable power of attorney for health care, 655–656
Dutch children
  ethnic bias of, 338
  sleep schedule for infants, 128
Dying, 639–665. *See also* Death and dying
Dynamic assessment of intelligence, 315
Dynamic systems perspective, 8
  cognitive development in, 166
  emerging adulthood in, 471
  emotional development in, 185
  motor development in, 137–139

E

Ear, and hearing. *See* Hearing
Early adolescence, 362
Early adulthood (18 to 40 years old), 8*t,* 430–497
  adaptation to life in, 470–471
  age range in, 8*t*
  biological aging in, 432–434
  cardiovascular and respiratory changes in, 434–436
  career development in, 492–495
  childlessness in, 488–489
  cognitive-affective complexity in, 452*f,* 452–453
  cognitive development in, 450–459
  cohabitation in, 487–488
  college experience in, 454–455, 464, 466
  cultural influences in, 464, 466–467
  diversity of lifestyles in, 486–492
  divorce and remarriage in, 489–490
  emotional and social development in, 463–497
  endocrine system in, 434
  epistemic cognition in, 451–452
  exercise in, 443
  expertise and creativity in, 453–454
  family life cycle in, 478–486
  friendships in, 476–477
  health and fitness in, 438–450
  immune system in, 434, 437
  intimacy versus isolation in, 16*t,* 469–470, 472–478
  loneliness in, 477*f,* 477–478
  marriage in, 479–483
  mate selection in, 472–473
  memory of events in, in late adulthood, 593
  milestones of development in, 498–499
  motor performance in, 436–437
  nutrition in, 439–442
  parenthood in, 470, 483–486, 490–492
  physical development in, 432–450
  pragmatic thought and cognitive-affective complexity in, 452–453
  pregnancy in, 437, 438*f*
  psychosocial development in, 16*t,* 469–471
  reproductive capacity in, 437–438
  romantic relationships in, 445–446, 472–476
  sexuality in, 445–449
  singlehood in, 486–487
  social clock in, 471
  stress in, 449–450, 469
  substance abuse in, 444–445
  vocational choice in, 455–459
Early childhood (2 to 6 years old), 215–285
  aggression in, 269–272
  body composition in, 216, 216*f*
  body proportions in, 216, 216*f*
  brain in, 126, 217*f,* 217–219, 218*f*
  child-rearing practices of parents during, 278–283
  cognitive development in, 19, 224, 226–251, 231*t*
  definition of, 8*t*
  emotional and social development in, 255–285
  emotional self-regulation in, 259
  empathy in, 260–261
  family issues in, 485
  fear in, 259
  friendships in, 262–263
  gender typing in, 273–278
  home environment in, 244
  information processing in, 236–243
  initiative versus guilt in, 16*t,* 256
  injuries in, 221–222
  language development in, 217, 226, 233–234, 239, 240–242, 248–251
  milestones of development in, 286–287
  moral development in, 264–272
  motor development in, 223*t,* 223–226
  nutrition in, 217, 219–220
  parent relationship in. *See* Parent–child relationship
  peer relations in, 261–264
  physical development in, 216–226
  play in, 225, 226–227, 235, 256, 261, 262*t,* 263
  preoperational stage in, 226–233. *See also* Preoperational stage
  questions asked in, 232
  self-concept in, 256–258
  self-control in, 259
  sociocultural theory on, 233–235
  theory of mind in, 238–240
  vocational choice in, 455
Early Head Start program, 173, 245–246
Early intervention programs, 173, 173*f,* 245*f,* 245–246
  costs and benefits of, 246
  Project Head Start in, 173, 245–246
Easy child, as temperament type, 190
Eating habits. *See also* Nutrition
  in adolescence, 371–373
  in anorexia nervosa, 372–373
  in bulimia nervosa, 373
  in early childhood, 219–220
  in middle childhood, 291–292, 293
  in obesity, 291–292, 293, 440–442
  portion size in, 440
  record keeping on, 441
Ecological systems theory, 24*f,* 24–27, 59
  bidirectional relationships in, 25, 59
  childhood injuries in, 221
  child maltreatment in, 282
  chronosystem in, 24*f,* 25, 60
  compared to other human development theories, 28*t*
  exosystem in, 24*f,* 25, 29, 63
  macrosystem in, 24*f,* 25, 59
  mesosystem in, 24*f,* 25, 29, 63
  microsystem in, 24*f,* 24–25, 29, 59
  third-party influences in, 60
Economic status. *See* Socioeconomic status
Ecstasy (MDMA), 380
Ectoderm, 82
Edelman, Marian Wright, 68
Education
  academic achievement in. *See* Academic achievement
  in adolescence, 391–397
  and adolescent pregnancy, 378
  of adult students, 526–527
  on aggression interventions, 272
  and Alzheimer's disease risk, 585
  back to basics movement in, 319
  bilingual, 317–318
  for caregivers of older adults with dementia, 586, 587
  of children with special needs, 322–323
  and civic engagement, 413
  and cognitive changes of late adulthood, 596
  college experience in, 454–455. *See also* College experience
  cultural influences on, 235, 236
  on death, 643, 644, 662, 665
  in early adulthood, 454–455, 471
  in early childhood, 232, 233
  early interventions for at-risk children in, 173, 245–246
  in elder maltreatment prevention, 628
  equal access to, 321
  of gifted children, 322–323
  grouping practices in, 321–322
  high-quality, signs of, 319
  on immunizations, 221
  international comparisons of, 323–325, 324*f*
  in late adulthood, 597–599
  in least restrictive environment, 322
  in magnet schools, 321
  in Montessori approach, 245
  and moral development, 410, 411–412
  on obesity, 441
  on parenthood, 485, 486
  philosophies on, 319–320
  in Piagetian classrooms, 233
  in preschool and kindergarten programs, 244–246
  on preterm infant caregiving skills, 103–105
  in public education programs, 221, 441
  and questions asked as catalyst for cognitive development, 232
  religious, 412
  in schools. *See* Schools
  self-fulfilling prophecies in, 320–321
  in sexual abuse prevention and treatment, 354
  on sexuality. *See* Sex education
  sociocultural theory on, 235, 319–320
  socioeconomic variations in, 61
  in substance abuse prevention, 381
  on sudden infant death syndrome, 110
  television programs in, 246–247
  vocational, 393–394, 395, 396, 459, 554–555
EEG (electroencephalography), 122, 123*t*
Efe of Republic of Congo
  observational learning of, 236
  stranger anxiety of infants, 187
Effortful control
  and delay of gratification, 209
  and emotional self-regulation, 189, 259
  and self-awareness, 208
  and temperament, 189, 191, 191*t,* 193
Egalitarian marriages, 480
Ego, 15
Egocentrism
  in adolescence, 386, 387
  generational changes in, 465
  in preoperational stage, 228, 230
  in speech, 233
  and three-mountains problem, 228, 228*f*
Ego differentiation in late adulthood, 604
Ego integrity in late adulthood, 607
  and continuity theory of aging, 615
  Erikson on, 16*t,* 604
  Peck on, 604–605
Ego transcendence in late adulthood, 605
Ejaculation, first. *See* Spermarche.

Elaboration as memory strategy, 238, 305, 522, 592
for autobiographical memory of children, 238
Elderly. *See* Late adulthood
Elder maltreatment, 627–628
Electra conflict, 16*t,* 256
Electroencephalography. *See* EEG.
Embarrassment, in infancy and toddlerhood, 188, 189
Embryonic development, 82–83
teratogen exposure affecting, 85, 86*f*
Embryonic disk, 81, 82
Emerging adulthood, 464–469
cultural influences on, 466–467
as distinct period of development, 467
exploration in, 464–466, 467, 468
identity development in, 464–465, 469
parent relationship in, 468–469
religion and worldview in, 465–466
risk and resilience in, 467–469
Emotional abuse
of children, 281
of elderly, 627
Emotional and social development, 8, 9*f,* 16*t,* 16–17, 38
acceptance of change in, 608
adaptation to life in, 470–471, 536
in adolescence, 401–427
affect optimization in, 605
agreeableness in, 608
attachment in, 195–206. *See also* Attachment
in autism, 241
autonomy versus shame and doubt in, 16*t,* 184
basic emotions in, 185–188
categorical self in, 208
child-care quality affecting, 202–203
child-rearing practices affecting, 278–283
cognitive-affective complexity in, 452*f,* 452–453
common problems in, 352–354, 421–426
continuity theory of, 614–615
dating in, 420–421
and delinquency, 423–426
depression in, 421–423
depression of parent affecting, 186–187
disengagement theory of, 614
dynamic systems perspective of, 185
in early adulthood, 463–497
in early childhood, 255–285
early deprivation affecting, 127
ego integrity in, 604–605
emotional competence in, 258
emotional expertise in, 605
emotional intelligence in, 313
empathy and sympathy in, 260–261
ethology on, 22
evolutionary developmental psychology on, 22
family influences on, 345–351, 414–416
fear in, 259, 352
friendships in, 417–419. *See also* Friendships
gender typing in, 273–278, 343–345, 414
generativity versus stagnation in, 16*t,* 532–535
gerotranscendence in, 605
identity development in, 402, 403–405
identity versus role confusion in, 16*t,* 402
indirect influences on, 60
industry versus inferiority in, 16*t,* 330, 350
in infancy and toddlerhood, 183–211
initiative versus guilt in, 16*t,* 256
integrity versus despair in, 16*t,* 604
intimacy versus isolation in, 16*t,* 469–470, 472–478
in late adulthood, 603–635
in lifespan perspective, 13*f*
in middle adulthood, 531–559
in middle childhood, 329–357
and moral development, 264–272, 336–339, 405–414
nonsocial activities in, 261
openness to experience in, 608
in optimal aging, 632–633
parental warmth affecting, 205
parent–infant relationship affecting, 184
peer relations in, 261–264, 339–343, 417–421. *See also* Peer relations
personality in, 184
psychological well-being in, 610–613
and relationships in late adulthood, 620–628
reminiscence in, 606
in retirement, 629–632
in seasons of life, 470, 535–536
self-awareness in, 206–208, 256–258
self-concept in, 606–608
self-conscious emotions in, 188–189, 258, 259–260, 335
self-control in, 208–209
self-regulation of emotions in, 189–190, 259, 336, 605
self-understanding in, 330–334, 402–405
sequential research on, 38
sexual abuse affecting, 352–354
shyness and sociability in, 192
and social contexts of aging, 616–619
and social theories of aging, 614–616
socioemotional selectivity theory of, 615–616
spirituality and religiosity in, 412, 465, 608–610
and suicide, 422–423
temperament in, 190–195
trust versus mistrust in, 16*t,* 184
understanding and responding to emotions of others in, 188, 258, 260–261, 335–336
Emotional expertise in late adulthood, 605, 616
Emotional expression, facial, 185, 335
Emotional intelligence, 313, 453
Emotional self-regulation
coping strategies in, 336
in early childhood, 259
in infancy and toddlerhood, 189–190
in late adulthood, 605
in middle childhood, 336
Emotional well-being. *See* Psychological well-being
Emotion-centered coping
in late adulthood, 573, 605
in middle adulthood, 514, 516, 539
in middle childhood, 336
Emotions. *See also specific emotions*
in adolescence, 369
anger, 185–186
of dying people, 646–650
facial expressions of, 185, 335
fear, 186–188, 259
happiness, 185
in infancy and toddlerhood, 185–190
of others, understanding and responding to, 188, 258, 260–261, 335–336
sadness, 186
self-conscious, 188–189, 258, 259–260, 335
self-regulation of, 189–190, 259, 336, 605
Empathy
in early childhood, 258, 260–261, 265
and guilt, 265
in infancy and toddlerhood, 109, 208
in middle childhood, 335
and moral behavior, 265
and self-awareness, 208
Emphysema, 579
Employment
in adolescence, 395–396, 459
apprenticeship programs in, 459
bridge jobs prior to retirement in, 629
burnout from job stress in, 554
changes at midlife, 555–556
and child care, 104–105, 202–204, 350–351, 485, 494–495
combining family with, 494–495
discontinuous path in, 492
in dual-earner families, 494–495. *See also* Dual-earner households
in early adulthood, 466, 467, 470, 471, 492–495
educational preparation for, 393–394, 395, 396, 459, 554–555
establishment of career in, 492–493
ethnic and racial differences in, 555
in families with young children, 485
flexible time policies in, 495
gender stereotypes in, 344, 457*t,* 457–459, 493–494
glass ceiling in, 555
and marital roles, 350–351, 480–481, 481*f,* 494–495
and meal preparation time, 440
mentoring relationship in, 493
in middle adulthood, 525–526, 536, 553–558
of mothers, 202–204, 350–351, 416*t,* 494–495
nontraditional jobs of men in, 458
observation and participation of children in, 236
parental leave from, 104–105, 203, 485
and parenthood decisions, 484
part-time, affecting academic achievement, 395–396
retirement from, 556–558, 629–632. *See also* Retirement
satisfaction with job in, 553–554, 554*f*
selection of vocation in, 455–459
and self-care children, 351
sex differences in, 457–459, 492, 493–494, 536, 553, 555
and socioeconomic status, 61
and time spent per day with children, 203, 203*f,* 351
and unemployment, 556
Empty nest phase, 543
Endocrine system. *See* Hormones
Endoderm, 82
End-of-life care, 648–659
advance medical directives on, 655–656
communication with dying person in, 643, 646, 648–649, 650
decision making on, 641, 642, 655–656
dignity in, 641–642
informing patient of prognosis in, 649
and right to die, 654–659
Endorphins, 112
Engagement
and activity theory of aging, 614
and disengagement theory of aging, 614
and separateness, developmental task in seasons of life theory, 535–536
England
adolescent contraceptive use in, 375*f*
home births in, 99
lifelong learning in, 598
sense of control in, 573
Enterprising personality, vocational choice in, 456
Environmental influences, 59–69
on Alzheimer's disease, 584
on antisocial behavior, 73
on attention-deficit hyperactivity disorder, 74, 305
canalization concept on, 72
on cerebrovascular dementia, 585
on childhood injuries, 222
on cognitive development, 170–173, 244–248
cultural. *See* Cultural influences
on delinquency, 425
ecological systems theory on, 24*f,* 24–27
in epigenetic framework, 73*f,* 73–75
evolutionary developmental psychology on, 23
evolutionary theory of Darwin on, 14
on executive function, 303

family as, 59–63
on gender typing, 274–276
and gene correlation, 72, 72*f,* 193
on gene expression, 73–75
and gene interactions, 71, 71*f*
on health in early adulthood, 438–439
on hearing loss, 503
in home, 244. *See also* Home environment
on intelligence and IQ, 71, 71*f,* 170–171, 312–315
on life expectancy, 565, 566
on multiple births, 47*t,* 48
neighborhood, town, and city as factors in, 64–65
and person–environment fit, 574, 611, 618–619
on prenatal development, 85–92
on pubertal development, 366–367, 371
and relative influence of nature and nurture, 7, 28*t,* 69–75
and resilience, 10–11
in sensitive periods, 22, 125–128
on sexual activity of adolescents, 375
on sexual orientation, 375–376
socioeconomic, 61–63. *See also* Socioeconomic status
on substance abuse, 381
on sudden infant death syndrome, 110
on temperament, 193–194
teratogens in, 85–92
Environmental mastery in middle adulthood, 538, 539
Envy in infancy and toddlerhood, 188
Epidermis, 503
Epidural analgesia during childbirth, 100–101
Epigenesis, 73–75
Epigenetic framework, 73*f,* 73–75
Epinephrine in stress response, 93
Epiphyses, 217
Episodic memory
in early childhood, 238
in late adulthood, 591, 593
Epistemic cognition, 451–452
Equilibrium in cognitive development, 19, 152
Erectile dysfunction, 507, 579
Erikson, Erik, 16*t,* 16–17, 38
on autonomy versus shame and doubt in infancy and toddlerhood, 16*t,* 184
on generativity versus stagnation in middle adulthood, 16*t,* 532–535
on identity versus role confusion in adolescence, 16*t,* 402
on industry versus inferiority in middle childhood, 16*t,* 330
on initiative versus guilt in early childhood, 16*t,* 256
on integrity versus despair in late adulthood, 16*t,* 604
on intimacy versus isolation in early adulthood, 16*t,* 469–470
on trust versus mistrust in infancy and toddlerhood, 16*t,* 184
Eritrea, emotional stress of orphans in, 353
Estonia, poverty rate in, 68*f*
Estrogen, 115
in menopause, 434, 504, 506
in middle adulthood, 504, 513
in osteoporosis, 513
in puberty, 363
Ethical issues
in reproductive technologies, 54, 55
in research, 17, 39*t,* 39–40
in right to die, 654–659
and universal principles in moral development, 408
Ethiopia
dynamic assessment of immigrant children from, 315
malnutrition in, 132
partner abuse in, 483*f*
Ethnic and racial differences
in body size, 121
in career opportunities, 493–494, 494*f*
in caregiving for older adults, 549, 612
in caring for aging parents, 549, 617–618
in cliques and crowds, 419
in community and neighborhood, 616
in death concept of children, 643
in dementia, 582
in departure from parental home, 479
in early adulthood health, 438–439
in elder maltreatment, 627
in employment, 493–494, 494*f,* 555
in fraternal twinning, 47*t*
in grandparents as primary caregivers, 548
heritability research on, 71
in identity, 406
in late adulthood health, 575
in life expectancy, 564, 566
in long-term care of older adults, 589
in marriage partners, 480
and middle childhood understanding of diversity, 337–338
in passive euthanasia beliefs, 655
in religiosity, 465, 609
in singlehood, 487
in socioeconomic status, 61
stereotypes on, 406
in suicide, 612
in temperament, 193
Ethnographic research, 29*t,* 32–33
on immigrant youths, 33
Ethology, 22
attachment theory in, 196–197, 206, 474
compared to other human development theories, 28*t*
Europe. *See also specific countries*
academic and vocational tracks in, 395
assisted suicide in, 658
caring for aging parents in, 617
child care in, 171
cohabitation in, 488
contraceptive availability for adolescents in, 379
departure from parental home in, 478, 545
drug use in, 381*f*
free time of adolescents in, 417
job stress in, 554
lifelong learning in, 598
marital roles in, 480
menopause in, 506, 506*f*
moral development in, 411
nursing home care in, 619
prenatal health care in, 104
sexual activity of adolescents in, 374, 377, 379
sexually transmitted diseases in, 377
terminally ill patients in, 649
vocational education in, 396, 459
Eustachian tube, 293
Euthanasia, 654, 654*t*
and assisted suicide, 654*t,* 658–659
involuntary active, 654*t*
passive, 654*t,* 654–656
voluntary active, 654*t,* 656–658, 659
Event-based prospective memory tasks, 593
Event-related potentials (ERPs), 123, 123*t*
in emotional responses, 199
Evidence and theory, scientific reasoning on, 385
Evocative correlation of genetic and environmental factors, 72
Evolution, theories of
attachment in, 22, 196
of Darwin, 14
in ethology, 22
gender roles in, 273–274, 540
generativity in, 533
mate selection in, 472
play activities in, 297–298
spatial abilities in, 390
Evolutionary developmental psychology, 22–23, 28*t*
Executive function
in attention-deficit hyperactivity disorder, 304
in autism, 241
in early childhood, 236
in infancy and toddlerhood, 162
in late adulthood, 568, 589–590
and media multitasking, 394
in middle adulthood, 520
in middle childhood, 303
and planning, 303–304
and theory of mind, 240
Exercise
in adolescence, 364–365, 365*f*
and Alzheimer's disease risk, 585
athletic activities in, 295, 296–297. *See also* Athletic activities
daily amount recommended, 365, 443
in early adulthood, 436–437, 437*f,* 443
health benefits of, 443, 515, 578
in late adulthood, 571, 572, 577–578
and longevity, 567
in middle adulthood, 504, 513, 515–516, 540, 541
in obesity, 292, 440, 441, 443
in osteoporosis, 513
in physical education classes, 298–299
in pregnancy, 92
in school recess, 298
self-efficacy in, 515–516
Exosystem in ecological systems theory, 24*f,* 25, 63
in family chaos, 29
Expansion strategy in grammar development, 251
Experience-dependent brain growth, 128, 450
Experience-expectant brain growth, 127–128
Experimental research, 35
on classical conditioning, 17
combined with developmental research, 38
compared to other research designs, 36*t*
ethical issues in, 17
in natural settings, 35
random assignment in, 35
Expertise
creativity in, 454
in early adulthood, 453
emotional, in late adulthood, 605, 616
in middle adulthood, 524
practical problem solving in, 524
Explicit memory, 164, 394
Exploration in early adulthood, 464–466, 467, 468
and vocational choice, 456
Exploration in infancy and toddlerhood
attachment security affecting, 198
circular reactions in, 153
intentional behavior in, 154
and motor development, 136–140
and perceptual development, 142, 143–144, 147
secure base for, 187–188
and temperament, 193
visual cliff studies of, 142, 143*f*
Expressive style of communication, 178
Extended families
of African Americans, 65, 66, 332, 422, 434, 479, 491, 589
Alzheimer's disease in, 585
caregiving for older adults in, 589
and departure from parental home, 479, 545
in divorce, 348
in exosystem, 25
of families with young children, 485
of gay and lesbian couples, 488, 492
and generativity in middle adulthood, 535
grandparents in, 65, 66, 547
marital roles in, 480
of never-married childless older adults, 623–624
problem solving in, 594
respect for older adults in, 574, 575
of single mothers, 471, 491
and social context of aging, 616, 618
of stepfamilies, 491
suicide prevention in, 422, 612
in widowhood, 622, 623
Externalizing difficulties, 60

Extinction in classical conditioning, 134
Extracurricular activities
and civic engagement, 413
in dropout prevention, 396–397
Extroversion, 542, 542*t*
in late adulthood, 606, 608, 613, 614
Eye blink reflex, 107*t*
Eye movements
in non-rapid-eye-movement (NREM) sleep, 108, 108*t,* 109, 571
in object permanence studies, 155
in rapid-eye-movement (REM) sleep, 108*t,* 108–109, 128
and visual acuity of infants, 113
Eyes
accommodation of, 502
in late adulthood, 569
in middle adulthood, 502–503
and vision. *See* Vision
Eyewitness testimony by children, 355

F

Fables, personal, 386–387
Face, aging of, 572
Facebook use
in adolescence, 418
in early adulthood, 476
in late adulthood, 599, 625, 626
in middle adulthood, 552, 553*f*
Face perception, 145, 145*f*
early vision loss affecting, 125
and sensitive period for culture-specific learning, 141
Facial expressions
brain activity in response to, 199
emotions associated with, 185, 335
infant perception of, 188
newborn imitation of, 135*f,* 135–136
in odor response of infants, 112, 113*f*
systematic observation of, 29
in taste response of infants, 112
Facial hair development, 363, 366, 366*f*
Factor analysis of intelligence tests, 309
Factual knowledge in middle adulthood, 522–523
Faith, spiritual and religious
death concept in, 645, 650
in late adulthood, 608, 633
Fallopian tubes, 80, 80*f*
Falls
in infancy and toddlerhood, 143, 147, 147*f*
in late adulthood, 582
False beliefs
in autism, 241
in early childhood, 239*f,* 239–240
in middle childhood, 306, 307*f*
second-order, 306, 307*f*
social interactions affecting, 240
Familiarity preference of infants, 134, 135*f,* 163
Family, 59–63
adaptation to changes in, 60–61, 115
adjustment to parenthood in, 115, 484–485
of adolescents, 414–416, 485–486
adoptive, 416*t*. *See also* Adoption
and aggression, 270
aging parents in, 547–551, 623
Alzheimer's disease in, 584, 585, 586–587
attachment quality in, 201, 202
attention-deficit hyperactivity disorder in, 305
blended, 349–350, 416*t,* 490–491
chaos in, 26
child maltreatment in, 281–283
child-rearing practices in. *See* Child-rearing practices
chronic illness in, 294
and civic engagement, 413
combining work with, 494–495
death and dying in, 648–649, 652, 661–662
direct influences of, 59–60
divorce in, 346–349. *See also* Divorce
dual-earner, 494–495. *See also* Dual-earner households
elder maltreatment in, 627–628
extended, 65, 66. *See also* Extended families
gay and lesbian, 491–492, 621
and generativity in middle adulthood, 533, 534
grandparents in, 545–547, 548, 626–627. *See also* Grandparents
home environment of. *See* Home environment
in hospice care, 652, 653
of immigrant children, 33
indirect influences of, 60
kinkeeper role in, 545
in late adulthood, 615–616, 617, 624, 625–627
life cycle of, 478–486
long-term care of older adults in, 589
marital roles in, 480–481
mealtimes in, 29, 63, 63*f,* 291, 372
in middle adulthood, 543–552
in middle childhood, 345–351
with one child, 346
parents in. *See* Parent(s)
partner abuse in, 283
and pubertal growth, 367, 371
sexual abuse in, 352, 353
siblings in, 204–205, 345–346. *See also* Siblings
single-parent, 491. *See also* Single-parent families
size of, 204, 483
skipped-generation, 548
socioeconomic status of, 61–63. *See also* Socioeconomic status
stepparents in, 349–350, 490–491
stressful circumstances in, 416, 416*t*
and substance abuse, 381
as system, 59, 415
twins in, 47*t,* 48. *See also* Twins
violence in, 482–483, 483*f*
and vocational choice, 457
in widowhood, 622–623, 624
with young children, 485
Family Check-Up intervention, 35
Family tree (pedigree) in genetic counseling, 54–55
Fantasy period in vocational choice, 455
Fast-mapping process in vocabulary development, 248
Fast-twitch muscle fibers, 572
Fat, body
baby fat, 121, 216
in middle adulthood, 504
in puberty, 366
and television viewing, 292, 292*f*
Fat, dietary, 442, 442*f*
in cardiovascular disease, 436, 442, 442*f*
in middle adulthood, 504
in obesity, 440, 441
Fathers
adjustment to role as, 115, 484–485
adolescent, 378, 380
age of, 438
alcohol use of, at time of conception, 89
and attachment security of infant, 201–204
in blended families, 349–350, 491
cultural influences on role of, 201–204
depression of, 186, 187
dioxin in bloodstream of, 90
divorce of, 347, 348
in dual-earner marriages, 480
education on child rearing, 486
gender typing of children by, 274, 343
generativity in middle adulthood, 533, 535
leave time from employment, 105
marital roles of, 480
in maternal employment, 350–351
play activities of, 201–202, 204
self-acceptance of, 539
as stepparents, 349–350, 491
time spent with sons, 345
unwed, 491
warmth of, 204
Father–stepmother families, 350
Fatty acids, polyunsaturated, 577
Favoritism
sibling preference in, 345–346
toward in-groups, 276, 337–338
toward out-groups, 338
Fear
in early childhood, 259
in infancy and toddlerhood, 134, 186–188, 190
in late adulthood, of crime, 617
in middle childhood, 352
and temperament, 190, 191*t*
Feeding practices
and attachment, 195–196
bottle-feeding in, 130–131, 131*t*
breastfeeding in. *See* Breastfeeding
and obesity, 291–292
Feet-first reaching, 138, 138*f*
Feminine traits
in adolescence, 422
in caring for aging parents, 550
in gender identity, 276, 540–542
in middle adulthood, 535, 540–542
in middle childhood, 344
Feminization of poverty, 544, 618
Fertility
and childlessness in infertility, 489
in early adulthood, 437–438
prenatal DES exposure affecting, 86
in puberty, 365–366
and reproductive technologies, 47*t,* 48, 54–55
Fertilization, 46, 80, 80*f*
in vitro, 47*t,* 48, 54
in reproductive technologies, 54, 56*t*
Fetal alcohol spectrum disorder (FASD), 88–89
Fetal alcohol syndrome (FAS), 88–89
partial, 89
Fetal development, 83–85
age of viability in, 84
alcohol exposure affecting, 88–90
diagnosis and treatment of problems in, 56*t,* 56–57
habituation in, 85, 134
nicotine exposure affecting, 88
stress hormones affecting, 93
teratogens affecting, 85, 86*f*
Fetal medicine, 56*t,* 56–57
Fetal monitoring, 100
Fetoscopy, 56*t*
Fibrillation, 640
Fibrosis, cystic, 49*t,* 57, 293
Field experiments, 35
Fiji, moral development in, 264
Filipinos
as immigrants, 32
intelligence definition of, 311
Financial abuse of elderly, 627, 628
Financial planning for retirement, 556–558, 629–630
Fine-motor development
drawing in, 224*f,* 224–225, 295, 295*f*
in early childhood, 223*t,* 224*f,* 224–225
individual differences in, 225
in infancy and toddlerhood, 137, 137*t,* 139–140
in middle childhood, 295, 295*f*
self-help skills in, 224
sex differences in, 296
Finland
academic achievement in, 324–325
adolescent contraceptive use in, 375*f*
adolescent suicide rate in, 422
cesarean delivery rate in, 101
corporal punishment in, 282–283
high school graduation rate in, 395*f*
infant mortality rate in, 105*f*
late adulthood in, 576
poverty rate in, 62, 68*f*
retirement programs in, 630
sexual attitudes and behavior in, 445
First Age, 607
Firstborn
arrival of new sibling affecting, 204–205
transition to parenthood in, 115, 484–485
First marriage, age at time of, 479
First pregnancy, 115, 438*f,* 484–485
First words, 176–177
Flexibility changes in motor development, 294
Flight or fight response, 93
Flowcharts on information processing, 20–21, 21*f,* 161, 162*f*

Flow state in middle adulthood, 540–541
Fluid intelligence, 518–519, 521*f,* 590
Fluoride treatments and fluoridated water, 217
Folic acid in prenatal nutrition, 92
Food. *See also* Eating habits; Nutrition
  insecurity concerning, 132
  mercury exposure from, 90
  supplement programs, 92
  taste and odor preferences of newborn, 112
  toxoplasmosis from, 92
Foot reaching of infants, 138, 138*f*
Foreclosure status in identity development, 403, 403*t,* 404, 405
Formal operational stage, 19, 19*t,* 382–384
  cultural influences on, 384
  hypothetico-deductive reasoning in, 382–383, 384
  pendulum problem in, 382–383, 383*f*
  and postformal thought, 450
  propositional thought in, 383, 384
  research on, 383–384
Formula feeding of infants, 130–131, 131*t*
Foster care, 127
  grandparents providing, 548
Fourth Age, 607
Fowler, James, on faith development, 608
Fractures
  in falls in late adulthood, 582
  in osteoporosis, 513
Fragile X syndrome, 51
Frailty in late adulthood, 580
France
  adolescent contraceptive use in, 375*f*
  adolescent pregnancy in, 378*f*
  corporal punishment in, 283
  divorce rate in, 347*f*
  gender stereotypes in, 343
  infant mortality rate in, 105*f*
  late adulthood in, 576
  life expectancy in, 565*f*
  lifelong learning in, 598
  math achievement scores in, 389*f*
  poverty rate in, 68*f*
  retirement programs in, 630
  sexual attitudes and behavior in, 445
  smell sense of newborn in, 112
Fraternal twins, 47*f,* 47–48. *See also* Twins
Free radicals, 433–434
  caloric restriction affecting, 505
Freestanding birth centers, 99
Freud, Sigmund, 15–16, 184
  on attachment, 195
  on moral development, 264–265
  on psychosexual stages of development, 15–16, 16*t,* 256
Friendships
  and adjustment, 419
  in adolescence, 405, 417–419
  of bullying victims, 342
  cell phone use in, 418, 418*f*
  cliques in, 419–420
  corumination in, 418, 422
  in divorce, 490
  in early adulthood, 469, 476–477
  in early childhood, 262–263
  functions of, 625
  and identity development, 405
  intergenerational, 625
  intimacy in, 417, 417*f,* 419, 469
  in late adulthood, 615*f,* 615–616, 624–625
  in middle adulthood, 541, 543, 552–553
  in middle childhood, 340
  and moral development, 410
  of never-married childless older adults, 624
  online. *See* Online friendships
  with other sex, 477
  and peer acceptance, 341
  same-sex, 417–418, 476–477
  in school transitions, 392
  secondary, 625
  self-disclosure in, 417, 417*f,* 476, 477
  sex differences in, 340, 417–418, 476, 477, 552, 553, 625
  siblings in, 477
  in widowhood, 623, 624
Frontal lobes, 124, 124*f*
Full inclusion of students with learning difficulties, 322
Functional age, 564
Functional magnetic resonance imaging (fMRI), 123*t,* 123*f,* 123–124
  in multitasking, 394
  in neuron loss in late adulthood, 568
  of prefrontal cortex in early childhood, 217
  in visual stimulation of infants, 123*f*
Functional play, 262*t*
Funerals, 664

G

Gabapentin in menopause, 506
Games, 296–297. *See also* Play
Gametes, 46–47
  in reproductive technologies, 54
Gardner, Howard, theory of multiple intelligences, 311–312, 312*t,* 323
Gastrointestinal system
  cancer of, 444, 510
  stress affecting, 450, 514
Gay, lesbian, and bisexual people
  adolescence in, 375–377, 421
  bulimia in, 373
  cohabitation in, 488
  dating in, 421
  death of intimate partner in, 662
  early adulthood in, 447, 475
  friendships in, 477
  health care decisions for partners in, 621, 656
  identity development in, 405
  late adulthood in, 621
  marriage in, 479–480
  mate selection in, 473
  parenthood in, 491–492
  partner abuse in, 482
  romantic relationships in, 475
  sexually transmitted diseases in, 447
  suicide in, 376, 422
Gender constancy, 276–277
Gender contentedness, 344
Gender differences. *See* Sex differences
Gender identity, 276–278
  in adolescence, 414, 417
  androgynous, 276, 344, 414, 541–542
  constancy in, 276–277
  contentedness with, 344
  cultural influences on, 540
  emergence of, 276–277
  feminine traits in, 535, 540–542
  intensification of, 414, 422
  masculine traits in, 535, 540–542
  in middle adulthood, 535, 540–542
  in middle childhood, 344–345
  in parenthood, 540–541
  and parenthood decisions, 484
  personality traits in, 276
  typicality in, 344
Gender intensification, 414, 422
Gender roles
  in combining work and family, 350–351, 494–495
  conformity to, 344
  in employment opportunities, 555
  in friendships, 417
  in gay and lesbian partnerships, 621
  and gender identity, 344, 540
  hormones affecting, 273, 274
  in marital relationships, 350, 480–481, 481*f,* 490, 494, 620
  in maternal employment, 350–351, 494
  and mate selection, 472
  of parents, 278, 350, 494
  and partner abuse, 483
  in play activities, 273, 274, 276, 344
  for returning students, 526
  stereotypes on. *See* Gender stereotypes
  in transition to parenthood, 484–485
  in widowhood, 623
Gender-salience filter, 277, 277*f*
Gender schema theory, 273, 277*f,* 277–278
Gender stereotypes
  in achievement, 276, 334, 343
  in aggression, 270
  in athletic activities, 296, 365
  and double standard of aging, 516–517, 535
  in early childhood, 273, 278
  in employment, 344, 457*t,* 457–459, 493–494
  and gender schema theory, 277–278
  in language development, 275
  in mathematical abilities, 389
  in middle adulthood, 516–517, 535
  in middle childhood, 343–344
  reduction of, 278
  and self-esteem, 332
  and vocational choice, 457*t,* 457–459
Gender typing, 414
  biological influences on, 273–274
  in early childhood, 273–278
  environmental influences on, 274–276
  evolution of, 273
  and gender identity, 276–278
  identity and behavior in, 344–345
  in middle childhood, 343–345
  peer relations in, 276
  stereotypes in, 343–344. *See also* Gender stereotypes
"Generation me," 465
Generativity, 469–470, 471
  ego integrity in, 604
  life stories in, 534
  in middle adulthood, versus stagnation, 16*t,* 532–535, 533*t*
Generic utterances, 275
Genes, 46–53
  dominant and recessive, 48*t,* 48–50, 49*t*
  expression of, 73–75
  heterozygous, 48
  homozygous, 48
  Human Genome Project on, 56
  mutations of, 51–52, 510
  programmed effects of, 432–433
Gene therapy, 57
Genetic engineering, 56
Genetic factors, 46–53
  in aggression, 424
  in aging, 432–434, 433*f*
  in alcoholism, 444
  in Alzheimer's disease, 584, 585
  in antisocial behavior, 73
  in attachment security, 200–201
  in attention-deficit hyperactivity disorder, 74, 74*f,* 304, 305
  in behavioral genetics, 69
  in cancer, 51, 52, 57, 432, 433, 510, 511, 567, 661
  in cerebrovascular dementia, 585
  in cognitive changes of late adulthood, 596
  counseling on, 53–55
  in depression, 186, 421
  dominant and recessive genes in, 48*t,* 48–50, 49*t*
  and environment correlation, 72, 72*f,* 171, 193
  and environment interactions, 71, 71*f*
  in epigenetic framework, 73*f,* 73–75
  in executive function, 303
  in glaucoma, 503
  in hand preference, 218
  heritability estimates on, 70–71
  in intelligence and IQ, 70, 71, 170–171, 312–315
  in life expectancy, 566, 567
  in multiple offspring, 47*f,* 47–48
  in obesity, 291
  in osteoporosis, 513
  in patterns of inheritance, 48–52
  in physical growth, 130, 219
  in pubertal changes, 366
  and relative influence of nature and nurture, 69–75
  and resilience, 10
  in rheumatoid arthritis, 580–581
  in sexual orientation, 375
  in temperament, 193–194
  and teratogen impact, 85
  in X-linked inheritance, 50–51, 51*f*

Genitals
herpes simplex virus infection of, 91, 91*t*
in menopause, 504
prenatal DES exposure affecting, 86
prenatal development of, 83
in puberty, 366, 366*t*
Genital stage of psychosexual development, 16*t*, 362
Genomic imprinting, 51
Genotype, 45
German measles in pregnancy, 90, 91*t*
Germany
attachment patterns in, 198*f*, 198–199
caregiving roles of parents in, 201, 204
corporal punishment in, 283
divorce rate in, 347*f*
ethnic bias in, 338
family size in, 483
infant mortality rate in, 105*f*
life expectancy in, 565*f*
overweight and obesity in, 291
parental leave in, 105
personality traits in, 542
retirement programs in, 630
self-recognition by toddlers in, 207
teenage pregnancy in, 378*f*
unintentional childhood injuries in, 221*f*
vocational education in, 459
Germline mutations, 52, 510
Gerotranscendence, 605
Gesell, Arnold, 14–15
Gestures
preverbal, 176
in sign language, 174, 176, 178
Gifted children and prodigies, 31, 322–323
Gilligan, Carol, 409
Glass ceiling in employment opportunities, 555
Glaucoma, 503
Glial cells, 83, 122
Global identity, 466
Globalization, 466
Glucose blood levels
in Alzheimer's disease, 581, 584
in diabetes, Type 2, 581
Goal-directed behavior in sensorimotor stage, 154
Golden Rule, 408
Good boy–good girl orientation in moral development, 408
Goodness-of-fit model on child rearing, 194, 195
Government policy. *See* Public policy
Graduation rates for high schools, 395*f*
Grammatical development
adult feedback in, 250–251
complex structures in, 249–250
in early childhood, 249–250
first word combinations in, 177
information processing theory of, 175, 250
in middle childhood, 316
nativist theory of, 174
overregularization in, 249
questions in, 249–250
recast and expansion strategies in, 251
universal, 174
Grandparents, 545–547, 548, 626–627
in extended family, 65, 66, 547
as indirect influence, 60
of resilient children, 11
in skipped-generation families, 548
Grasping of infants and newborn, 139*f*, 139–140
pincer grasp in, 139*f*, 140
as reflex, 107*t*
ulnar grasp in, 139*f*, 140
Gratification, delayed, 209
Great Britain
hospice care in, 652
religion in, 412
sexual attitudes and behavior in, 445
voluntary active euthanasia opinions in, 656*t*
Great-grandchildren, 626–627
Greece
adolescent contraceptive use in, 375*f*
adolescent suicide in, 422
departure from parental home in, 545
infant mortality rate in, 105*f*
life expectancy in, 565*f*
menopause in, 508
obesity in, 291
poverty in, 68*f*
toddler self-recognition in, 207, 208*f*
unintentional childhood injuries in, 221*f*
Green House model of nursing-home care, 619
Grief and bereavement, 659–665. *See also* Bereavement
Gross-motor development
in early childhood, 223, 223*t*
individual differences in, 225
in infancy and toddlerhood, 137, 137*t*
in middle childhood, 294–295
sex differences in, 296
Groups
peer. *See* Peer groups
in schools, 321–322, 395
Growing pains in middle childhood, 290
Growth, physical. *See* Physical development
Growth hormone (GH), 219
in early adulthood, 434
in puberty, 363
Growth norms, 121
Growth spurts
in infancy and toddlerhood, 120–121
in puberty, 363, 366
in vocabulary, 177
Guatemala
attention style in, 167
childbirth practices in, 99
communication style in, 314
cosleeping of parents and infants in, 129
memory strategies in, 306
observational learning in, 167
Guidance Study, 36
Guided participation, 235
Guilt
in bulimia nervosa, 373
in early childhood, 16*t*, 256, 259, 260
empathy-based, 265
in infancy and toddlerhood, 188
versus initiative, 16*t*, 256
in middle childhood, 335
in moral development, 264, 265
of parents in death of child, 661
in suicidal loss, 661
Gun control legislation in suicide prevention, 423
Gusii of Kenya
Mother–infant relationship and attachment security in, 200
motor development of infants, 139

H

Habituation, 134–135, 135*f*
and attention, 163
and categorization, 165
definition of, 134
and discrimination of human and monkey faces, 141, 141*f*
and intelligence, 170
in prenatal development, 85, 134
and violation-of-expectation method, 155, 155*f*
Hair
facial and body, in adolescence, 363, 365, 366, 366*f*, 367
inheritance of characteristics, 48, 48*t*
in physical changes of aging, 435*t*
Haiti, life expectancy in, 565
Hall, G. Stanley, 14–15
Hand preference, 217–218
Happiness
in infancy and toddlerhood, 185
in marital relationships, 481*t*, 481–483
in middle adulthood, 539, 540–541
Hardiness, as personal quality, 516
Hausa of Nigeria, 301
Hawaii
birth complications in, 105–106
child maltreatment prevention programs in, 283
parental leave time from employment in, 105
same-sex marriage in, 479
Head Start programs, 173, 245–246
Health
in adolescence, 371–381
and cognitive changes of late adulthood, 596
and compression of morbidity, 576–577
in early adulthood, 438–450
in early childhood, 219–222
in infancy and toddlerhood, 130–132
international comparisons of indicators on, 66–67, 67*t*
in late adulthood, 567, 575–589, 611
in middle adulthood, 508–514, 540
in middle childhood, 290–294
in prenatal period, 95–96
in retirement decisions, 629
stress affecting, 449–450
and telomere length, 433
Health care
advance medical directives on, 655–656
in Alzheimer's disease, 585
in arthritis, 581
assistive technology and devices in, 573–574
cost of, 588
in diarrhea, 220
drug therapy in. *See* Drug therapy
durable power of attorney for, 655–656
fetal medicine in, 56–57
immunizations in, 90, 220–221
in late adulthood, 574, 575, 588–589, 595
in menopause, 506
in osteoporosis, 513
palliative, 652, 653, 655
for parents and newborn, 104–105
prenatal. *See* Prenatal health care
reproductive technologies in. *See* Reproductive technologies
and right to die, 654–659
universal access to, 66–67
Health insurance
hospice benefits in, 653
lack of, 66–67, 438, 439
obesity-related coverage in, 441
for older adults, 588–589
public policies on, 66–67
Health professionals
in assisted suicide, 658–659
behavior toward dying person, 649
recognition of advance medical directives, 655, 656
in voluntary active euthanasia, 656, 657
in withholding or withdrawal of life-sustaining treatment, 655, 656
Healthy Families America, 283
Hearing
and brain development, 125
genetic factors affecting, 48*t*
in infancy and toddlerhood, 113, 140–142
in intermodal perception, 146
and language development, 125, 176, 178
in late adulthood, 568*f*, 569–570
in middle adulthood, 503
in middle childhood, 293
in physical changes of aging, 435*t*, 503, 568*f*, 569–570
in prenatal development, 85
sign language in loss of, 174, 176
and speech perception, 141–142
Heart, 434–436, 435*t*. *See also* Cardiovascular system
Heart attack, 511–512
as cause of death, 640
reducing risk of, 512
Heart rate
age-related changes in, 436
in arrhythmias, 512, 640
fetal, 84, 85, 100
of newborn, Apgar Scale on, 98*t*
in shyness and sociability, 192
Height
in early childhood, 216, 216*f*
in infancy and toddlerhood, 120, 121

in late adulthood, 572
in middle adulthood, 504
in middle childhood, 290, 290*f*
in physical changes of aging, 435*t,* 504, 572
in puberty, 363, 366*f*
Heinz dilemma, 407–408
Helicopter parenting, 468–469
Helmet use, 294
Helpfulness. *See* Prosocial behavior
Helplessness, learned. *See* Learned helplessness
Hemispheres, cerebral. *See* Cerebral hemispheres
Hemophilia, 49*t,* 50
gene therapy in, 57
Heredity. *See also* Genetic factors
and heritability estimates, 70–71, 193, 312–313
and physical growth, 130
and relative influence of nature and nurture, 69–75
stability of characteristics in, 7
Herero people of Botswana, 576
Heritability estimates, 70–71
of intelligence, 70, 71, 312–313
limitations of, 70–71
of temperament, 193
Heroin, 87, 88, 380
Herpes simplex virus, 91, 91*t,* 101
Heterogeneity of student groups, 322
Heterozygous genes, 48
Hidden objects, searching for, in sensorimotor stage, 154, 155, 156
Hierarchical classification in preoperational stage, 229, 229*f*
Hierarchical communication style, 314
Hierarchical structure of self-esteem, 331, 332*f*
High-density lipoproteins, 443, 504
High/Scope Perry Preschool Project, 245, 245*f*
High-stakes testing movement, 388
Hip fractures, 513, 582, 588
Hippocampus, 218, 218*f,* 394
Hispanics
academic achievement of, 393, 395
aging parents of, 549, 617
anorexia nervosa of, 372
bilingual, 318
body image of, 371
child-rearing practices of, 281
communication style of, 314
dementia of, 582
departure from parental home, 479
discrimination in career opportunities, 493–494, 494*f*
dropout rates for, 396
drug use of, 380
extended-family households of, 65
father–child relationships of, 203–204
food insecurity of, 132
glaucoma of, 503
grandparents as caregivers of, 548
health problems in late adulthood, 575
intelligence quotient of, 312
long-term care of older adults, 589
Mexican American. *See* Mexican Americans
moral reasoning of, 411
osteoporosis of, 513
overweight and obese, 291, 439
poverty of, 61
religiosity of, 465, 609
respect for older adults, 627
school transitions of, 391
stereotype threat affecting, 315, 315*f*
suicide rate of, 422
teacher–student interaction of, 320–321
Historical development of child development theories, 14–20
History-graded influences, 11–12
HIV infection and AIDS. *See* AIDS
Hmong immigrants, scaffolding interactions of, 234
Home births, 98, 99–100
Home environment
assisted living facilities as, 589
caring for aging parent in, 551
chaos in, 26
childbirth in, 98, 99–100
death and dying in, 642, 650, 651, 652
hospice care in, 652
and intelligence, 170–171
in late adulthood, 574, 589, 617–619
leaving parental home, 478–479, 543, 544–545
marital roles in, 480–481
and mental development, 244
person–environment fit in, 574, 611, 618–619
and reading readiness, 242, 242*f*
in residential communities for older adults, 618–619, 631
siblings in. *See* Siblings
Homelessness, 62
Home Observation for Measurement of the Environment (HOME), 170–171, 244
Home visitation program in Nurse–Family Partnership, 94, 380
Homicide rates, 438, 438*f*
Homophobia, 377
Homosexuals. *See* Gay, lesbian, and bisexual people
Homozygous genes, 48
Hong Kong
child-rearing styles and academic achievement in, 392
social relationships of older adults in, 616
Hope in dying people, 649
Hopi Indians, play activities in early childhood, 256
Hormones
androgen. *See* Androgen
cortisol. *See* Cortisol
in early adulthood, 434
in early childhood, 219
estrogen. *See* Estrogen
growth hormone, 219, 363, 434
and immune response, 437
in late adulthood, 568, 571
in menopause, 434, 504, 506
in middle adulthood, 504, 506
in new parents, 115
prenatal exposure to, 376, 390
in puberty, 363, 369, 373
and sexual orientation, 376
testosterone, 363, 507
Hospice programs, 652–653
Hospitals
childbirth in, 99, 100, 101
death and dying in, 650, 651, 652
hospice care in, 652
Hostile aggression, 269
Hot flashes and night sweats in menopause, 504, 506, 507, 508
Housework and household chores
in dual-earner families, 350, 480, 481*f,* 494–495
in late adulthood, 620
marital roles in, 480–481, 481*f,* 620
Human Genome Project, 56
Human immunodeficiency virus (HIV) infections. *See* AIDS
Humor, and language development, 316
Hunger, infant crying in, 109
Huntington disease, 49*t,* 50, 57
Hyperactivity, in attention-deficit hyperactivity disorder, 304
Hypertension, 435, 436, 511
and dietary fat, 442, 442*f*
Hypodermis, 503
Hypotheses, 27, 382
Hypothetico-deductive reasoning in formal operational stage, 382–383, 384

I

Iceland
adoption by gay and lesbian families in, 492
marriage of same-sex couples in, 479
math achievement scores in, 389*f*
Id, 15
Idealism in adolescence, 387
Ideal reciprocity, 408, 409, 410
Ideal self, 331
Identical twins, 48. *See also* Twins
Identity
achievement of, 403, 403*t,* 404
in adolescence, 402, 403–405
bicultural, 406
and cognitive style, 404
commitment to, 402, 403
crisis in, 402
cultural influences on, 405, 406
diffusion status, 403, 403*t,* 404, 405
domains of, 404
dual-cycle model of, 464
in emerging adulthood, 464–465, 469
ethnic, 406
exploration in, 402, 403, 464–465
foreclosure status, 403, 403*t,* 404, 405
gender-related, 276–278. *See also* Gender identity
global, 466
in middle adulthood, 535–536, 540–542
moral, 264, 411
moratorium status, 403, 403*t,* 404
and personal agency, 465
and psychological well-being, 404
religious, 412
versus role confusion in adolescence, 16*t,* 402
sequential design of research on, 38
sex differences in development of, 404
sexual, 375–377, 405
Imaginary audience in adolescence, 386, 387
Imitation
deferred, 154, 156, 157*f*
emotional self-regulation in, 189
infant memory of, 156–157, 157*f*
inferred, 157
mirror neurons in, 136
by newborn, 135*f,* 135–136
social learning theory on, 18
Immigrants
academic achievement of, 32–33
acculturative stress of, 406, 416
adaptation of, 32–33
child-rearing styles of, 415–416
dynamic assessment of intelligence, 315
feeding practices and nutrition of, 291
identity development of, 406
loneliness of, 478
prejudice against, 338
Immune system
in early adulthood, 434, 437
exercise affecting, 443
in late adulthood, 571
malnutrition affecting, 92, 220
in physical changes of aging, 435*t,* 437, 571
stress affecting, 93, 450, 571
Immunization, 90, 220–221
Implantation of blastocyst, 80*f,* 81
Implicit memory, 164, 394
in late adulthood, 591
Impotence, 444, 507
Imprinting, 22, 196
genomic, 51
Impulsivity
in adolescence, 367–368, 368*f*
in attention-deficit hyperactivity disorder, 304, 305
and maternal prenatal smoking, 74, 74*f*
temperament in, 265
Incest, 353
Inclusive classrooms, 322
Incomplete dominance in genetic inheritance, 50
Incredible Years program, 272
Independence–ignore script, 610
Independent living
in late adulthood, 566–567, 568, 622–623
in leaving parental home, 478–479, 543, 544–545
in widowhood, 622–623
Independent self in individualistic societies, 65, 129
Independent variables in experimental research, 35
India
caregiving roles of parents in, 201
early adulthood in, 466
maps drawn in, 300, 300*f*
moral development in, 411
play and peer sociability in, 262
romantic relationships in, 476

Individualistic societies
compared to collectivist societies, 65
divorce in, 490
infant sleeping arrangements in, 129
moral development in, 411
peer sociability in, 262
psychological well-being in, 539
romantic love in, 475
self-conscious emotions in, 188–189
Indonesia
make-believe play in, 168
mourning behavior in, 664
Inductive discipline, 264–265, 278, 411
Inductive reasoning, 519, 519*f,* 520, 597
Industry versus inferiority in middle childhood, 16*t,* 330
Inequality, understanding of, in middle childhood, 337–339
Inevitability, and death concept, 642
Infancy and toddlerhood (birth to 2 years old), 8*t,* 101–211
adjustment of parents in, 115, 484–485
amnesia about events in, 164–165
arousal states in, 108*t,* 108–112, 128
attachment in, 195–206. *See also* Attachment
attention in, 144, 163
autonomy versus shame and doubt in, 16*t,* 184
behavioral assessment in, 114
body composition in, 121
body proportions in, 120*f,* 121
body size in, 120*f,* 120–121, 131–132
brain development in, 121–128
breastfeeding and bottle-feeding in, 130–131, 131*t*
categorical self in, 208
categorization in, 164–166
child-care settings in, 171–173
cognitive development in, 19, 151–181
cosleeping arrangements in, 129
crying in, 87, 88, 108*t,* 109–112
definition of, 8*t*
deprivation and enrichment in, 125–128
early intervention programs in, 127, 173, 173*f*
emotional development in, 185–190
empathy in, 109, 208
fear in, 134
growth spurts in, 120–121
habituation and recovery in, 134–135, 141, 141*f,* 155, 163, 165, 170
heredity affecting growth in, 130
home environment in, 170–171
imitation in, 135*f,* 135–136, 156–157, 157*f,* 189
individual and group differences in, 121, 169–173, 177–178
intelligence tests in, 169–170
language development in, 125, 126, 141–142, 157–158, 160, 169, 174–179
learning capacities in, 133–136, 142
mathematics in, 160*f,* 160–161
memory in, 134–135, 161–162, 163–164
mental representations in, 153*t,* 154, 156–158
milestones of development in, 212–213
mortality in. *See* Infant mortality
motor development in, 136–140, 169
newborn infants. *See* Newborns
novelty preference in, 134, 135*f,* 141, 141*f,* 155, 163
nutrition in, 130–133
object permanence in, 154, 155*f,* 155–156
pain sensitivity in, 112
parent relationship in. *See* Parent–infant relationship
perceptual development in, 140–147
personality in, 184
physical development in, 119–149
physical knowledge in, 159
plasticity of brain in, 126
play in, 168
preterm infants, 101–105. *See also* Preterm infants
problem solving in, 157
reflexes in, 106–108, 107*t,* 153, 153*t*
self-awareness in, 206–208
self-control in, 208–209
as sensitive period of development, 125–128
sensorimotor stage in, 152, 153–154. *See also* Sensorimotor stage
sensory system in, 112–113, 140–147
sleep in, 108*t,* 108–109, 128, 129
sociocultural theory on, 167
statistical learning capacity in, 142
sudden infant death syndrome in, 109, 110, 129, 139, 661
symbolic understanding in, 157–158
television viewing in, 159
temperament in, 190–195
trust versus mistrust in, 16*t,* 184
visual impairment in, 125
Infant Health and Development Program, 103–104
Infantile amnesia, 164–165
Infant mortality, 104
in cosleeping of parents and infants, 129
in home delivery, 100
international differences in, 104, 105*f*
in Rh factor incompatibility, 93
of small-for-date infants, 102
in sudden infant death syndrome, 109, 110, 129, 139, 661
Infant–parent relationship. *See* Parent–infant relationship
Infectious diseases
AIDS. *See* AIDS
in early childhood, 220–221
immune response to, 437, 571
immunization against, 90, 220–221
in middle childhood, 293
and physical development, 220–221
in pregnancy, 90–92, 91*t*
sexually transmitted, 376–377, 447–448
Inferiority versus industry in middle childhood, 16*t,* 330
Inferred imitation, 157
Infertility
childlessness in, 489
in prenatal DES exposure, 86
reproductive technologies in, 47*t,* 48, 54–55
Infinitive phrases in language development, 316
Information-gathering cognitive style in identity development, 404
Information-loss view of information processing speed, 520
Information processing, 20–21
in academic learning, 302–303, 307–309
in adolescence, 384–386
and analytical intelligence, 311
attention in, 161, 163, 236–237, 303–305, 384, 521–522
in autism, 241
automatic, 162
capacity of working memory in, 161, 162, 302–303
categorization in, 162, 164–166, 166*f*
and cognitive self-regulation, 307
compared to other human development theories, 28*t*
compensatory strategies in, 521
and concrete operational thought, 301–302
in early childhood, 236–243
executive function in, 162, 162*f,* 236, 303
flowcharts on, 20–21, 21*f,* 161, 162*f*
general model of, 161–162, 162*f*
in infancy and toddlerhood, 161–167
and language development, 174–175, 250
and literacy development, 240–242
mathematical reasoning in, 242–243
memory in, 161, 162, 162*f,* 163–164, 237–238, 302–303, 304–306, 522–523
mental strategies in, 161
in middle adulthood, 519, 520–525
in middle childhood, 302–309
neural network view of, 520
scientific reasoning in, 385–386
sensory register in, 161, 162, 162*f*
speed of, 162, 519, 520–521, 521*f*
and theory of mind, 238–240, 306–307
Informed consent of research participants, 39*t,* 40
In-groups, 339
favoritism toward, 337–338
Inhalant drug use in adolescence, 380
Inheritance, 48–52. *See also* Genetic factors
of chromosomal abnormalities, 52–53
dominant–recessive, 48*t,* 48–50, 49*t*
genomic imprinting in, 51
of mutations, 51–52
polygenic, 52
X-linked, 50–51, 51*f*
Inhibition
and attention, 236–237, 237*f,* 310, 521
in early childhood, 236–237, 237*f*
and effortful control, 209
and eyewitness testimony by children, 355
and false-belief tasks, 240
in information processing, 384
temperament in, 191, 192
Initiation ceremonies in adolescence, 369
Initiative versus guilt in early childhood, 16*t,* 256
Injuries, unintentional
death rate in, 221, 221*f,* 294, 294*f,* 438*f,* 509, 509*f,* 640
in early childhood, 221–222
in late adulthood, 580, 581–582
in middle adulthood, 509, 509*f*
in middle childhood, 294, 294*f*
prevention of, 222, 294
Inner speech, 234
Insomnia in late adulthood, 571
Institutionalization
attachment security in, 199
early deprivation in, 125–127, 127*f*
for long-term care in late adulthood, 588–589
motor development in, 138–139
stress in, 127
temperament development in, 193
Institutional review boards, 40
Instrumental activities of daily living, 567–568, 597
Instrumental aggression, 269
Instrumental purpose orientation in moral development, 407–408
Insulin, 291, 433, 505, 581, 584, 585
Insurance, health. *See* Health insurance
Integration of schools, 321
Intellectual development. *See* Cognitive development
Intelligence
analytical, 310, 311, 311*f*
creative, 310, 311, 311*f*
crystallized, 518–519, 521*f,* 590
definitions of, 309–312
dynamic assessment of, 315
emotional, 313, 453
environmental influences on, 71, 71*f,* 170–171, 312–315
fluid, 518–519, 521*f,* 590
gene–environment interactions in, 71, 71*f,* 170–171, 312–315
general (g), 309
genetic factors in, 70, 71, 170–171, 312–315
heritability estimates on, 70, 71, 312–313
home environment affecting, 170–171
measurement of, 169–170, 309–312
multiple intelligences theory of Gardner, 311–312, 312*t,* 323
practical, 310, 311, 311*f,* 523
triarchic theory of, 310–311, 311*f*

Intelligence quotient (IQ), 169–170, 309–316
and academic achievement, 243, 309
bell-shaped distribution of, 169–170, 170*f*
and early intervention programs, 246
environmental influences on, 170–173
ethnic and racial differences in, 312–315
genetic influences on, 170–171, 312–313
of gifted children, 322
heritability estimates of, 312–313
home environment affecting, 170–171
in learning disabilities, 322
normal distribution of, 169–170, 170*f*
predictive value of, 170, 243, 309
secular trends in, 314
and socioeconomic status, 173, 243, 312, 314
in twins, 314
Intelligence tests, 309–316
in attention-deficit hyperactivity disorder, 304
componential analysis of, 310
cultural bias in, 243, 310, 314–315
dynamic assessment in, 315
factor analysis of, 309
group administered, 309
historical development of, 15
individually administered, 309
for infants, 169–170
intelligence quotient derived from. *See* Intelligence quotient
normal distribution of scores, 169–170, 170*f*
predictive value of, 170, 243, 309
socioeconomic status affecting performance on, 173, 243, 312, 314
standardization of, 169, 310
stereotype threat affecting performance on, 314–315, 315*f*
verbal and nonverbal components of, 243, 309–310, 310*f*
Interactional synchrony, and attachment security, 200
Interactionist theories of language development, 174–175
Intercourse
frequency of, 446, 509, 578, 579*f*
sexual dysfunction in, 446, 507
Interdependent self in collectivist societies, 65, 129
Interdisciplinary study of development, 5
Intergenerational patterns
in divorce, 489–490
in intelligence quotient, 313
in partner abuse, 482
social clock in, 471
in teenage parenthood, 379
Intermodal perception, 145–146, 147, 206, 570
Internalizing difficulties, 60
Internal working models of attachment, 197, 201
and dating relationships, 420
and romantic relationships, 474
Internet use
in bereavement, 664
cyberbullying in, 342
dating services in, 445–446, 621, 622*f*
in late adulthood, 621, 625, 626
media multitasking in, 394, 418
of older adults, 599, 621
online friendships in, 418–419, 476
parent regulation of, 419
personal ads placed in, 621, 622*f*
romantic partners found in, 445–446, 621
sex education in, 374
social networking sites in. *See* Social networking sites
Interpersonal intelligence, 312, 312*t*
Interventions
in adolescent delinquency, 425–426
in aggression, 272
in alcoholism, 445
in anorexia nervosa, 373
in attention-deficit hyperactivity disorder, 305
attribution retraining in, 334
in bereavement, 663–665
in bulimia nervosa, 373
in cardiovascular disease risk reduction, 512
for caregivers of adults with dementia, 585, 586–587
in child maltreatment, 354
cognitive, in late adulthood, 597
counseling in. *See* Counseling
in depression, 187, 423, 587
in divorce, 348
in dropout prevention, 396–397, 455
early intervention programs in, 173, 173*f*, 245*f*, 245–246
in elder maltreatment prevention, 628
in injury prevention, 222, 294
in obesity, 292–293, 440–442
in partner abuse, 483
in peer victimization, 342
for preterm infants, 102–105
public education programs in, 221, 441
for rejected children, 343
in sexual abuse prevention, 354
in suicide prevention, 423, 423*t*, 613
in teenage pregnancy and parenthood, 379–380
in transition to parenthood, 485
Interviews
clinical, 20, 29*t*, 30
structured, 29*t*, 30
suggestibility of children in, 355
Intimacy, 38
in adolescence, 404, 417, 417*f*, 419, 420
cohabitation in, 487–488
in dating, 420
in early adulthood, 16*t*, 469–470, 472–478
in friendships, 417, 417*f*, 419, 469, 476, 477, 625
versus isolation, 16*t*, 469–470, 472–478
in late adulthood, 578–579, 621, 625
loneliness after loss of, 478
in romantic love, 472–476
in triangular theory of love, 473
Intrapersonal intelligence, 312, 312*t*
Inuit
communication style of, 314
cosleeping of parents and infants, 129
grammatical development of, 316
respect for elders of, 574
Invariant features in differentiation theory, 146, 147
Investigative personality, vocational choice in, 456
Invisible displacement in sensorimotor stage, 154
In vitro fertilization, 54
and fraternal twinning, 47*t*, 48
preimplantation genetic diagnosis in, 56*t*
Involuntary active euthanasia, 654*t*
Involvement in child rearing, 278, 279, 279*t*
in uninvolved style, 279*t*, 280, 392
Iranian orphans, motor development of, 138–139
Ireland
infant mortality rate in, 105*f*
life expectancy in, 565*f*
obesity in, 291
poverty rate in, 68*f*
teenage pregnancy in, 378*f*
Irish American storytelling practices, 257
Iron deficiency, 372
Irreversibility of thought in preoperational stage, 229
Irritability
and effortful control, 209
temperament in, 190, 191, 191*f*, 193, 194
Islam, death concept in, 645
Isolation
in early adulthood, versus intimacy, 16*t*, 469–470, 472–478
of gay and lesbian youths, 376
of gifted children, 323
loneliness in, 477–478
Isotretinoin, 87
Israel
attachment patterns and romantic relationships in, 474
caregiving roles of parents in, 201
corporal punishment in, 283
death concept in, 643, 645
infant mortality rate in, 105*f*
intelligence quotient in, 315
life expectancy in, 565*f*
obesity in, 291
sleep patterns of infants in, 128
stranger anxiety of infants in, 187
teenage pregnancy in, 378*f*
unintentional childhood injuries in, 221*f*
Italy
adolescent suicide in, 422
caregiving roles of parents in, 201
corporal punishment in, 283
departure from parental home in, 545
divorce rate in, 347*f*
family size in, 483
high school graduation rate in, 395*f*
infant mortality rate in, 105*f*
life expectancy in, 565*f*
math achievement scores in, 389*f*
personality traits in, 542
poverty rate in, 68*f*
religion in, 412
teenage pregnancy in, 378*f*
unintentional childhood injuries in, 221*f*

J

Jamaican West Indian infants, motor development of, 139
Japan
academic achievement in, 324, 324*t*
academic and vocational tracks in, 395
adolescent suicide in, 422
aging parents in, 549, 551
attachment patterns in, 198*f*, 199
caregiving roles of parents in, 201, 202
cerebrovascular dementia in, 586
college education in, 455
cosleeping of parents and infants in, 129
death definition in, 641
divorce rate in, 347*f*
emotional self-regulation in, 189, 193
family size in, 483
high school graduation rate in, 395*f*
immigrant youths from, 32
infant mortality rate in, 105*f*
late adulthood in, 574–575, 576
life expectancy in, 564–565, 565*f*
mate selection in, 472
menopause in, 506*f*
moral development in, 411
personality traits in, 542
psychological well-being in, 539
respect for older adults in, 574–575
romantic relationships in, 475, 476
self-concept in, 331
self-conscious emotions in, 189
self-esteem in, 331
stroke in, 586
temperament of infants in, 193
terminally ill patients in, 649
unintentional childhood injuries in, 221*f*
vocational life and cognitive development in, 525
Jarara of South America, childbirth practices of, 98
Jealousy
in avoidant attachment, 474
in friendships, 340
in marital relationships, 489
in resistant attachment, 474
in sibling relationships, 115, 205, 416
Jewish beliefs, 609
adolescent rites of passage in, 369
death concept in, 643, 664
Jimi Valley (Papua New Guinea), drawings of children in, 225
Job. *See* Employment
Joint attention in language development, 176
Joint custody of children, 348–349
Judaism, 609
adolescent rites of passage in, 369
death concept in, 643, 664

Justice, and moral reasoning, 269, 337, 409
Juvenile delinquency, 423–426. *See also* Delinquency

K

Kaddish prayer, 664
Kangaroo care for preterm infants, 103
Kanreki ritual, 574–575
Karakia ceremony, 650
Karyotype, 46*f*
Kauai study on birth complications, 106
Keeping Ourselves Safe, 354
Kenya
  mother–infant relationship and attachment security in, 200
  motor development in infancy, 114, 139
Kevorkian, Jack, 658, 659
Kibbutzim
  death concept of children in, 643
  stranger anxiety of infants in, 187
Kindergarten, 244–246
  types of programs in, 244–245
Kinesthetic intelligence, 312*t,* 323
Kinkeeper role, 545
Kinship studies
  of biological aging, 432
  of depression, 421
  heritability estimates in, 70, 313
  of intelligence, 70, 313
  twins in, 70. *See also* Twins
Kipsigis of Kenya, motor development in infancy, 114, 139
Klinefelter syndrome, 53
Knowledge
  core, 159–161, 240
  and creativity in early adulthood, 453–454
  cultural influences on, 314
  and expertise in early adulthood, 453
  factual, in middle adulthood, 522–523
  and information processing, 384
  and memory, 305–306
  metacognitive. *See* Metacognition
  procedural, in middle adulthood, 522–523
  and reminiscence in late adulthood, 606
  and wisdom in late adulthood, 595–596
Kohlberg, Lawrence, on moral development, 407–409, 410, 411, 412
Korea
  academic achievement in, 324, 324*t*
  aging parents in, 549, 551
  categorization skills in, 166
  college education in, 455
  immigrant youths from, 32
  infant mortality rate in, 105*f*
  life expectancy in, 565*f*
  math achievement scores in, 389*f*
  moral development in, 337
  partner abuse in, 483*f*
  personality traits in, 542
  psychological well-being in, 539
  unintentional childhood injuries in, 221*f*
Korean Americans
  caring for aging parents of, 551
  death and dying concept of, 649
  play and peer sociability of, 262
Kübler-Ross, Elisabeth, on stages of dying, 647
!Kung of Botswana, cosleeping of parents and infants, 129
Kwashiorkor, 132

L

Labor and delivery, 96–101. *See also* Childbirth
Laboratory experiments, 35
  on classical conditioning, 17
Labouvie-Vief, Gisella
  on emotional expertise in late adulthood, 605
  on pragmatic thought and cognitive-affective complexity, 452–453
Lamaze childbirth method, 99
Language acquisition device (LAD), 174
Language areas in cerebral cortex, 124, 125, 126, 174, 175
Language development
  in adolescence, 383, 388
  in autism, 241
  babbling in, 176
  in bilingualism, 317–318
  brain areas in, 124, 125, 126, 174, 175
  and categorization skills, 166, 208
  comprehension and production of words in, 177
  conversational skills in, 176, 250
  core knowledge perspective of, 160
  correlational study of, 34
  cultural influences on, 177–178, 248, 314
  in early childhood, 217, 226, 233–234, 239, 240–242, 248–251
  early intervention programs affecting, 246
  early printing in, 225
  emergent literacy in, 240–242, 242*f*
  and emotional self-regulation, 190–191
  emotion words in, 258
  and false beliefs, 239–240
  first speech sounds in, 175–176
  first words in, 176–177, 239
  and gender typing, 274, 275
  generic references to gender in, 275, 275*f*
  grammar in, 249–250. *See also* Grammatical development
  in hearing loss, 125, 176, 178
  home environment affecting, 170
  individual differences in, 177–178
  in infancy and toddlerhood, 125, 126, 141–142, 157–158, 160, 169, 174–179
  infant-directed speech in, 178–179
  information-processing theories of, 174–175, 250
  interactionist theories of, 174–175
  joint attention in, 176
  in late adulthood, 593–594
  and memory, 164, 165*f,* 237
  in middle childhood, 316–318
  milestones of, 175*t*
  nativist theory of, 174, 250
  phonological, 242, 308
  pragmatic, 250, 316–317
  private speech in, 233–234
  reading in, 307–308. *See also* Reading
  recall memory in, 237
  sensitive period in, 174, 317
  sex differences in, 388
  in social interaction, 175, 248–249, 250–251
  special language-making capacity in, 250
  speech perception and analysis in, 141–142
  and symbolic understanding, 157–158
  theories of, 174–175
  two-word utterances in, 177
  vocabulary in, 248–249. *See also* Vocabulary
Language immersion programs in bilingualism, 317, 318
Lanugo, 83
Late adolescence, 362
Late adulthood (65 years old to death), 8*t,* 562–635
  acceptance of change in, 608, 633
  activities of daily living in, 567–568
  activity theory of, 614
  adaptation in, 572–575, 595
  adult children as caregivers in, 549–551
  aging in place in, 617
  agreeableness in, 608
  Alzheimer's disease in, 580, 582–585, 586–587
  appearance in, 571–572, 573
  arthritis in, 576, 580–581, 588
  assistive technology in, 573–574
  bereavement overload in, 662
  body composition changes in, 572
  cardiovascular system in, 570–571, 579–580
  causes of death in, 579*f,* 579–580
  cerebrovascular dementia in, 585–587
  cognitive development in, 589–599
  cognitive interventions in, 597
  cognitive maintenance and loss prevention in, 590, 590*f,* 596–597
  cohabitation in, 622
  community and neighborhood in, 64, 576, 616–617
  compression of morbidity in, 576–577
  contact with adult children in, 547–549
  continuity theory of, 614–615, 618, 631
  control versus dependency in, 610–611
  coping strategies in, 573, 611, 613
  cultural influences on, 574–575, 576
  death concept in, 604, 605, 645
  dementia in, 582–588
  dependency in, 610–613
  depression in, 587–588, 611, 612–613, 623, 624
  diabetes mellitus in, 581
  disabilities in, 573–574, 575, 577, 577*f,* 579–588, 611
  disengagement theory of, 614
  divorce in, 621
  emotional and social development in, 603–635
  emotional expertise in, 605, 616
  ethical issues in research on, 39, 40
  exercise in, 571, 572, 577–578
  falls in, 582
  family relationships in, 615–616, 617
  frailty in, 580
  friendships in, 615*f,* 615–616, 624–625
  functional age in, 564
  gay and lesbian partnerships in, 621
  gerotranscendence in, 605
  grandchildren and great-grandchildren in, 626–627
  health and fitness in, 567, 575–589, 611
  health care in, 574, 575, 588–589, 595
  hearing changes in, 568*f,* 569–570
  housing arrangements in, 617–619
  immune system in, 571
  integrity versus despair in, 16*t,* 604
  language processing in, 593–594
  leisure and volunteer activities in, 567, 569, 631–632
  life expectancy in, 564–567
  lifelong learning in, 597–599
  long-term care in, 588–589
  maltreatment in, 627–628
  marriage in, 567, 620–622
  maximum lifespan in, 566–567
  memory in, 9, 568, 589–590, 591–593, 594, 606
  mental disabilities in, 582–588
  milestones of development in, 636–637
  mobility in, 569, 572, 580, 582, 631
  motor vehicle accidents in, 581–582
  negative life changes in, 611
  nervous system in, 568, 571, 578, 582–588, 596
  of never-married childless adults, 623–624
  number of social partners in, 615*f,* 615–616
  nursing home care in, 588–589, 611, 619–620
  nutrition in, 577–578
  one-child policy in China affecting, 346
  openness to experience in, 608
  optimal aging in, 632–633
  personality traits in, 566, 567, 608
  person–environment fit in, 574, 611, 618–619
  physical development in, 564–589
  physical disabilities in, 579–582
  plasticity of development in, 9–10
  problem solving in, 594–595
  psychological well-being in, 575, 576, 610–613
  psychosocial theories of, 16*t,* 604–606
  public policies on, 67–68, 68*f,* 69
  quality of life in, 609–610, 611, 612–613
  quality of relationships in, 616

relationship with adult children in, 547–551, 612, 617–618, 623, 625–626
remarriage in, 621–622
reminiscence in, 592–593, 606
respiratory system in, 570–571, 579
retirement in, 629–632
self-concept in, 574, 576, 606–610
sense of usefulness in, 576
sensory system changes in, 568–570
sexuality in, 578–579, 579*f*
siblings in, 624
in singlehood, 623–624
sleep in, 571
smell sense in, 570
social context of aging in, 616–619
social support in, 567, 611–613, 616–617, 623–625
social theories of aging in, 614–616
socioemotional selectivity theory of, 615–616, 626, 631
spirituality and religiosity in, 608–610, 611, 633
stereotypes of aging in, 566, 570, 574–575, 576, 606, 625
stroke in, 579–580
subjective age in, 573
suicide in, 611, 612–613
taste sense in, 570
terminal decline in, 596–597
as Third Age, 598, 598*n,* 607
unintentional injuries in, 581–582
victimization and fear of crime in, 617
vision changes in, 568*f,* 569, 581
widowhood in, 621, 622–623, 624
wisdom in, 595–596
Latency stage of psychosexual development, 16*t*
Lateralization of brain, 124, 125, 217
and handedness, 217–218
and language development, 125
Latin America
adaptation of immigrant youths from, 32
breastfeeding and bottle-feeding in, 130
Latvia, corporal punishment in, 283
Laughter in infancy and toddlerhood, 185
Layoff from job, 493, 526, 537, 556
Lead exposure, prenatal, 90
Learned helplessness
achievement-related attributions in, 333, 334
attribution retraining in, 334
and cognitive self-regulation, 307
cultural influences on, 334
and depression, 422
of rejected-withdrawn children, 343
Learning
in adolescence, 391–397
in classical conditioning, 17, 133*f,* 133–134
cognitive developmental theory on, 152–161
and cognitive self-regulation, 307
with computers, 247–248
cooperative, 320, 322
cultural influences on, 141, 167, 236
definition of, 133
by discovery, 233, 235
early interventions for, 173, 245–246
in guided participation, 235
in habituation, 134–135, 135*f,* 163
in imitation, 135*f,* 135–136, 156–157
individual differences in, 233
in infancy and toddlerhood, 133–136, 142
information processing in, 161–167, 302–303, 307–309
in job training during middle adulthood, 554–555
of language, 174–179
in late adulthood, 597–599
lifelong, 597–599
malnutrition affecting, 132
mathematics in, 308–309
media multitasking affecting, 394
and memory, 163–164, 302–303
observational, 18, 167, 236
in operant conditioning, 134, 163
in Piagetian classrooms, 233
readiness for, 233
reading in, 307–308
by returning students in middle adulthood, 526–527
in scaffolding, 167, 234, 235
in school, 318–325, 391–397
of second language, 317–318
in service-learning programs, 413
social, 18. *See also* Social learning
social-cognitive, 18
sociocultural theory on, 23–24, 167, 235, 320
statistical learning capacity in infants, 142
symbolic understanding in, 157–158
from television and videos, 159
vocabulary development in, 176–177, 248–249, 316
working memory in, 302–303
Learning disabilities, 322
Left-handedness, 124, 218
Legal issues
in child maltreatment, 283
in elder maltreatment, 628
eyewitness testimony by children in, 355
in health care decisions for gay and lesbian partnerships, 621
No Child Left Behind Act in, 319, 324
in right to die, 654–659
in school integration, 321
Leisure activities in late adulthood, 567, 569
in retirement, 631–632
Lens of eye, 113, 569
Leptin, 366
Lesbians. *See* Gay, lesbian, and bisexual people
Letters, early printing of, 225
Levinson, Daniel, seasons of life approach, 470, 535–536
Life-care communities, 618
Life cycle of family, 478–486
Life expectancy, 564–567
and adaptive value of longevity, 23
and aging parents of middle-aged children, 547
and anti-aging effects of caloric restriction, 505
average, 8, 432, 564–565, 565*f*
genetic factors in, 432
and maximum lifespan, 566–567
and retirement trends, 629
in sickle cell anemia, 50
variations in, 564–565, 565*f*
worldwide trends in, 8
Lifelong learning, 597–599
Life review in late adulthood, 606
Lifespan perspective, 7–13, 13*f,* 28*t*
age-graded influences in, 10–11
biological aging in, 432
history-graded influences in, 11–12
as lifelong process, 8
major periods of development in, 8, 8*t*
multidimensional and multidirectional influences in, 9, 432, 467, 517, 532
nonnormative influences in, 12–13
plasticity in, 9–10
and public policies, 65–69
Life structure, Levinson on, 470
Lifestyle
of adults, diversity of, 486–492
and Alzheimer's disease risk, 585
in cohabitation, 487–488
and compression of morbidity in late adulthood, 577
in diabetes mellitus, 581
in obesity, 440–442
in singlehood, 486–487
Life-sustaining treatment, withholding or withdrawal of, 654–656
Linguistic intelligence, 312, 312*t,* 323
Linguistic knowledge in core-knowledge perspective, 160
Lipoproteins
high-density, 443, 504
low-density, 443, 585
Literacy
emergent, 240–242, 307–308
reading skills in. *See* Reading
writing skills in. *See* Writing
Lithuania, infant mortality rate in, 105*f*
Liver disorders
from alcohol abuse, 445
from anabolic steroids, 364
Living will, 655, 655*f,* 656
Logical necessity in propositional thought, 384
Logical thought
in formal operational stage, 384
in preoperational stage, 230
Logico-mathematical intelligence, 312, 312*t*
Loneliness
in divorce, 490
in early adulthood, 477*f,* 477–478
in late adulthood, 623
Longevity. *See* Life expectancy
Longitudinal research, 35–37
on adaptation to life, 536
on adolescent delinquency, 424
on Alzheimer's disease, 585
on athletic performance in aging, 437*f*
on attachment, 201, 202, 206, 474
on authoritative child rearing, 280
on calorie restriction diets, 504, 505
on centenarians, 566
on cognitive maintenance and change in late adulthood, 596, 597
cohort effects in, 37, 518, 518*f*
compared to other research designs, 36*t,* 37
on corporal punishment, 266
on diabetes mellitus, 581
on divorce, 544
on early pubertal timing, 367
on exercise benefits, 443, 585
on gender identity and behavior, 344, 540
on gender typing, 344
on generativity, 533, 533*f*
on health and disability in late adulthood, 575, 577
on identity development, 464
on impulsivity and sensation-seeking behavior, 367, 368*f*
limitations of, 37
on marital relationships, 473, 489, 541
on maternal age at first childbirth, 379
on math achievement, 389
on mental abilities, 518, 518*f,* 519, 519*f*
on moral development, 407, 409
in New York Longitudinal Study, 190
on peer sociability, 261, 263
on personality traits, 36, 542, 606
on physical changes of aging, 434, 436, 568
on possible selves, 608
practice effects in, 37
on psychological well-being, 610
on resilience, 468
in Seattle Longitudinal Study, 519, 519*f,* 597
on self-esteem, 402
sequential design, 38, 38*f*
on sexual activity, 509
on smoking, 596
on social interactions in late adulthood, 614
on spirituality and religiosity, 608, 609
on stereotypes of aging, 574
on stress management, 514
on television viewing, 271, 292*f*
on temperament, 190, 192
on theory of mind, 239, 240
on tracking programs in school, 395
on verbal ability, 518, 518*f,* 519
Long-term care in late adulthood, 588–589
in nursing homes. *See* Nursing home care
Long-term memory
categorization of contents in, 162
in information-processing model, 161, 162, 162*f,* 164
in late adulthood, 591, 592–593, 594
retrieval of information from, 162

Lorenz, Konrad, 22, 196
Love, 472–476
  companionate, 473
  and mate selection, 472–473
  passionate, 473
  triangular theory of, 473
Low birth weight, 101–105
  drugs associated with, 87
  and exercise during pregnancy, 92
  infectious diseases associated with, 91*t*
  mortality rate in, 104
  of small-for-date infants, 102
  and smoking during pregnancy, 88
  sudden infant death syndrome in, 110
  telomere length in, 433
Low-density lipoproteins, 443, 585
Loyalty in friendships, 417, 476
Lungs
  age-related changes in, 435*t,* 436, 571
  cancer of, 510
Luxembourg
  assisted suicide in, 658
  infant mortality rate in, 105*f*
  life expectancy in, 565*f*

M

Macrosystem, 24*f,* 25, 59, 65
Macular degeneration, 569, 580
Magical thinking in preoperational stage, 230
Magnesium deficiency in adolescence, 372
Magnetic resonance imaging
  functional. *See* Functional magnetic resonance imaging
  ultrafast, in pregnancy, 56*t*
Magnet schools, 321
Make-believe play
  benefits of, 227, 235
  cognitive-developmental theory of, 226–227, 262*t*
  cultural influences on, 168, 236
  in early childhood, 226–227, 235, 240, 258, 262*t*
  emergent literacy in, 240
  emotional understanding in, 258
  and false beliefs, 240
  in preoperational stage, 226–227
  in sensorimotor stage, 154
  social origins of, 168
  sociocultural theory on, 235
Malaria
  in pregnancy, 91*t*
  sickle cell allele and resistance to, 50, 52
Mali, attachment patterns in, 199
Malnutrition
  in anorexia nervosa, 372–373
  in early childhood, 220
  in infancy and toddlerhood, 132
  and infectious diseases, 220
  in middle childhood, 291
  prenatal, 92
  temperament development in, 193
Malta, life expectancy in, 565*f*
Maltreatment
  of children. *See* Child maltreatment
  of elderly, 627–628
Management positions, glass ceiling in, 555
Maori of New Zealand, death beliefs of, 650
Mapping of human genome, 56
Map skills, 300, 300*f*
Marasmus, 132
Marfan syndrome, 49*t,* 57
Marijuana use
  in adolescence, 380, 381*f*
  in pregnancy, 88
Marital relationship
  abuse in, 482–483
  and adolescent pregnancy, 378
  in blended families, 349–350, 490–491
  childlessness in, 488–489
  cohabitation as alternative to, 488
  cohabitation prior to, 488
  communication in, 473, 482, 489
  conflicts in, 473, 482–483, 489–490
  cultural influences on, 475–476
  death of child affecting, 661
  death of spouse in, 621, 622–623, 624, 660, 662, 663
  and divorce, 346–349, 489–490. *See also* Divorce
  in dual-earner families, 350–351, 494–495
  in early adulthood, 467, 469, 470, 471, 473, 479–483
  egalitarian, 480
  first, age at time of, 479
  gender roles in, 350, 480–481, 490, 620
  in late adulthood, 567, 620–623
  and mate selection, 472–473, 475, 487
  in middle adulthood, 509, 537, 541, 543–544
  and never-married adults, 487
  and remarriage, 347, 349–350, 479, 489, 490. *See also* Remarriage
  in retirement, 631
  of returning students, 526
  romantic love in, 473
  of same-sex couples, 479–480
  satisfaction in, 446, 481*t,* 481–483, 484–485, 543–544, 620–621
  sexual satisfaction in, 446
  traditional, 480
  in transition to parenthood, 484–485
  and widowhood, 621, 622–623, 624, 660, 662, 663
Masculine traits
  and friendship intimacy of boys, 417
  in gender identity, 276, 540–542
  in middle adulthood, 535, 540–542
Masculinity–femininity, developmental task in seasons of life theory, 535
Mastery-oriented attributions, 333, 334, 335
Maternal age
  in Down syndrome, 53, 53*f*
  in first pregnancy, 438*f*
  in fraternal twinning, 47*t,* 48
  late childbearing associated with longevity, 567
  and prenatal development, 93, 93*f*
  in teenage pregnancy, 378–380
  and transition to parenthood, 484
Maternal factors. *See* Mothers
Mate selection, 472–473, 475, 487
Mathematical abilities
  cross-national research on, 324, 324*t*
  in early childhood, 242–243
  gender stereotypes on, 343, 457, 458
  in infancy and toddlerhood, 160*f,* 160–161
  in middle childhood, 308–309
  sex differences in, 388–391, 389*f*
  social interactions in learning, 24
  and spatial skills, 389, 390, 391
Matters of personal choice, 269, 337, 409–410
Maturation,
  Hall and Gesell on, 14
  sexual, 363, 365–366
Maximum lifespan, 566–567
Mayans
  attention style of, 167
  childbirth practices of, 98
  communication style of, 314
  cosleeping of parents and infants, 129
  gender identity of, 540
  memory strategies of, 306
  menopause of, 508
  observational learning of, 167, 236
  play of, 262
MDMA (Ecstasy), 380
Mead, Margaret, 362
Mealtimes in family, 29, 63, 63*f*
  in adolescence, 372
  in middle childhood, 291
Means–end action sequences in sensorimotor stage, 154
Measles, 220
Media
  and cell phone use, 394, 418
  computers, 247–248. *See also* Computer use
  educational, 246–248
  and Internet use. *See* Internet use
  and multitasking, 394, 418
  television. *See* Television
  violence on, 270–271, 271*f*
Mediation services in divorce, 348
Medicaid, for long-term care of older adults, 588–589
Medical care. *See* Health care
Medical insurance. *See* Health insurance
Medicare, 67, 588
Medications. *See* Drug therapy
Mediterranean countries
  diet in, 585
  leaving parental home in, 478
Meiosis, 46–47
Melatonin, 128
Memorial services and funerals, 664
Memory
  of actors, 523
  in Alzheimer's disease, 583
  associative, 591–592, 592*f,* 594
  and attention, 163, 304–305
  autobiographical. *See* Autobiographical memory
  automatic, 591
  and cognitive self-regulation, 307
  cultural influences on, 238, 306
  and deferred imitation, 156, 157*f*
  in early childhood, 237–238
  elaboration strategy for, 238, 305, 522, 592
  episodic, 238, 591, 593
  explicit, 164, 394
  and eyewitness testimony by children, 355
  for familiar events, 238
  in habituation, 134–135, 163
  implicit, 164, 394, 591
  in infancy, 134–135, 163–164
  and infantile amnesia, 164–165
  and information-loss view of information-processing speed, 520
  in information processing, 161, 162, 162*f,* 163–164, 237–238, 520, 522–523
  and knowledge, 305–306
  and language processing, 593–594
  in late adulthood, 9, 568, 589–590, 591–593, 594, 606
  long-term. *See* Long-term memory
  in middle adulthood, 520, 522–523
  in middle childhood, 301, 302–303, 304–306
  and narratives in pragmatic language development, 317
  nonverbal, 164, 165*f*
  for one-time events, 238
  in operant conditioning, 163, 163*f*
  organization strategy for, 237, 304, 522
  prospective, 593
  recall. *See* Recall memory
  recognition, 164, 237, 591, 592
  reconstructed, 201
  rehearsal strategy for, 237
  remote, 135, 592–593
  repetitive strategy for, 238, 304
  retrieval of information from, 162
  scripts in, 238
  short-term, 161, 162, 162*f*
  strategies for, 237–238, 522, 523
  working. *See* Working memory
Menarche, 365, 366
  age at time of, 366*f*
  individual and group differences in, 366, 367
  reactions to, 368, 369
Menopause, 504–507, 508
  as biocultural event, 508
  cultural differences in, 506, 506*f,* 507, 508
  hormone changes in, 434, 504, 506
  psychological reactions to, 506–507
  reproductive technologies in, 55
  skeletal changes in, 504, 512–513
Menstrual cycle
  in early adulthood, 438
  eating disorders affecting, 372
  estrogen in, 363
  first, 365. *See also* Menarche
  in middle adulthood, 504, 506
Mental development. *See* Cognitive development
Mental representations
  and categorization skills, 164–166
  dual, 227–228
  in preoperational stage, 226, 227–228
  in problem solving, 157

in sensorimotor stage, 153*t,* 154, 156–158
and symbolic understanding, 157–158, 227–228
Mental retardation
classroom inclusion in, 322
in Down syndrome, 52
in fragile X syndrome, 51
handedness in, 218
infectious diseases during pregnancy associated with, 91*t*
in phenylketonuria, 50
in Prader-Willi syndrome, 51
Mental rotation tasks, sex differences in, 390, 390*f*
Mental strategies in information processing, 161
Mental testing movement, 15. *See also* Intelligence tests
Mentor relationships in early adulthood, 470, 493
Mercury
prenatal exposure to, 90
in vaccines, 221
Mercy killing, 655, 656
Mesoderm, 82
Mesosystem, 24*f,* 25, 63
in family chaos, 29
Metabolic rate, basal, 439, 504
calorie restriction affecting, 505
Metacognition
in adolescence, 384, 385
and cognitive self-regulation, 307
in early adulthood, 451
in late adulthood, 597
in middle adulthood, 523
in middle childhood, 306
and reading, 308
and scientific reasoning, 385
and theory of mind, 306
Metaphors in vocabulary development, 248
Methadone in pregnancy, 87
Mexican Americans
death and dying concept of, 649
diabetes mellitus of, 581
ethnic identity of, 406
grandparents as caregivers, 547
intelligence definition of, 311
menopause of, 507
sibling relationships of, 416
Mexico
adoption by gay and lesbian families in, 492
attention style in, 167
concrete operational stage in, 301
early adulthood in, 466
food preferences in, 219
immigrant youths from, 32, 33
make-believe play in, 168
motor development of infants in, 139
observational learning in, 167
sense of control in, 573
social interaction and learning in, 24
unintentional childhood injuries in, 221*f*
Zinacanteco Indians in, 24, 139, 168, 301
Microsystem, 24*f,* 24–25, 59
in family chaos, 29
Middle adolescence, 362
Middle adulthood (40 to 65 years old), 8*t,* 501–559
adaptation in, 514–517, 536, 537
age range in, 8*t*
attention in, 521–522
autonomy in, 538
body composition changes in, 504
career changes in, 555–556
career development in, 554–555
cognitive development in, 517–527
cohort effects in, 517–518
creativity in, 524–525
crystallized and fluid intelligence in, 518–519
death concept in, 644–645
death of spouse in, 662
divorce in, 544
emotional and social development in, 531–559
environmental mastery in, 538
exercise in, 504, 515–516, 540, 541
expertise in, 524
family in, 543–552
flow state in, 540–541
friendships in, 541, 543, 552–553
gender identity in, 540–542
gender stereotypes on aging in, 516–517
generativity versus stagnation in, 16*t,* 532–535
grandparenthood in, 545–547
health and fitness in, 508–514, 515–516, 540
hearing changes in, 503
hostility and anger in, 513–514
illness and disability in, 509–513
individual and group differences in, 519–520, 542–543
information processing in, 519, 520–525
job satisfaction in, 553–554, 554*f*
job training in, 554–555
learning as returning student in, 526–527
marital relationship in, 509, 541, 543–544
memory in, 520, 522–523
menopause in, 504–507, 508
mental abilities in, 517–520
midlife crisis in, 536–537
milestones of development in, 560–561
multiple roles in, 541
nutrition in, 504, 505
optimism in, 516
parent–child relationship in, with adult children, 544–545, 546
parent–child relationship in, with aging parents, 547–551, 625–626
personality traits in, 538, 542–543
personal life investment in, 540–541
physical development in, 502–517
possible selves in, 538
practical problem solving in, 524
psychological well-being in, 539, 540–541, 544, 545
reproductive system in, 504–508
retirement planning in, 556–558
as sandwich generation, 549
seasons of life in, 535–536
self-acceptance in, 538
self-concept in, 535–536, 538–542
sense of control in, 540
sexuality in, 509, 541
siblings in, 552
skeletal changes in, 504
skin changes in, 503–504
social relationships in, 541, 543–553
speed of information processing in, 519, 520–521, 521*f*
stage or life events approach to, 537
stress in, 513, 514–515, 516, 539, 539*f,* 544
turning points in, 536–537
unemployment in, 556
vision changes in, 502–503
vocational life in, 525–526, 536, 553–558
Middle childhood (6 to 11 years old), 8*t,* 289–357
attention in, 303–304
body composition in, 290
body growth in, 290
body proportions in, 290
cognitive development in, 299–325
cognitive self-regulation in, 307
concrete operational stage in, 299–302. *See also* Concrete operational stage
emotional and social development in, 329–357
executive function in, 303
eyewitness testimony during, 355
family influences in, 345–351
fears and anxieties in, 352
gender typing in, 343–345
grammar in, 316
health problems in, 290–294
hearing in, 293
height in, 290, 290*f*
individual differences in, 309–316
industry versus inferiority in, 16*t,* 330
information processing in, 302–309
intelligence in, 309–316
language development in, 316–318
learning in, 317–325
memory in, 301, 302–303, 304–306
milestones of development in, 358–359
moral development in, 336–339
motor development in, 294–299
nutrition in, 291–293
parent relationship in. *See* Parent–child relationship
peer relations in, 339–343
physical development in, 290–299
physical education in, 298–299
play in, 294–299
resilience in, 354
school attendance in, 318–325
self-care in, 351
self-conscious emotions in, 335
self-regulation in, emotional, 336
self-understanding in, 330–334
sex differences in, 290, 290*f*
sexual abuse during, 352–354
theory of mind in, 306–307
unintentional injuries in, 294
vision in, 293
vocabulary in, 316
vocational choice in, 455
weight in, 290, 290*f,* 291–293
Middle East
breastfeeding and bottle-feeding in, 130
menopause in, 506, 506*f*
Midlife crisis, 536–537
Midlife Development in the United States (MIDUS) survey, 532, 533, 536, 537, 539
Midwives, 100
Milestones of development
in adolescence, 428–429
in brain development, 122, 122*f*
in cognitive development of infants and toddlers, 158*t*
in early adulthood, 498–499
in early childhood, 286–287
in infancy and toddlerhood, 158*t,* 212–213
in language development, 175*t*
in late adulthood, 636–637
in middle adulthood, 560–561
in middle childhood, 358–359
prenatal, 81*t*
Mind, theory of. *See* Theory of mind
Mindblindness and autism, 241
Minerals, dietary, 92, 220, 577
Mirror neurons, 136
Mirror self-recognition of infants, 207
Miscarriage
in early adulthood, reduced risk for, 437
in fetal medicine and diagnostic procedures, 56
genetic factors in, 51, 53, 54
in infectious diseases, 91*t*
maternal age in, 93
prevention measures, 86, 376
in radiation exposure, 89
in Rh factor incompatibility, 93
in smoking, 88
in stress, 92
Mistrust, 16*t,* 184
Mitosis, 46
chromosomal abnormalities occurring in, 52
Mobility in late adulthood, 572
arthritis affecting, 580
falls affecting, 582
and leisure activities, 631
vision affecting, 569
Modeling
of empathy and sympathy, 260
gender typing in, 278
of moral behavior, 265
social learning theory on, 18
Monkeys
anti-aging effects of calorie restriction in, 505
attachment of, 195–196
discrimination of human and monkey faces, 141.141*f*
Monozygotic twins, 48. *See also* Twins
Montessori schools, 245
Moods
in adolescence, 369
in menopause, 506
Moral development
in adolescence, 405–414
and aggression, 269–272
and behavior, 411–412
care orientation in, 409
child-rearing practices affecting, 410, 411

Moral development (*cont.*)
and civic engagement, 413
cognitive-developmental theory of, 268–269
conventional level of, 408
cultural influences on, 336–337, 409, 411
diversity and inequality understanding in, 337–339
in early childhood, 269–272
ethical issues in research on, 39
good boy–good girl orientation in, 408
identity in, 411
individual rights in, 337
instrumental purpose orientation in, 407–408
Kohlberg on, 407–409, 410, 411, 412–414
in middle childhood, 336–339
peer interaction affecting, 410–411
postconventional or principled level of, 408, 409
pragmatic approach to, 412
preconventional level of, 407–408
psychoanalytic theory of, 264–265
punishment and obedience orientation in, 407
religion in, 412
schooling affecting, 410, 411–412
sex differences in, 409
social contract orientation in, 408
social conventions in, 336–337
social learning theory on, 265–268
social order-maintaining orientation in, 408
universal ethical principle orientation in, 408–409
Moral imperatives, 269
Morality
of cooperation, 408
postconventional, 409
pragmatic approach to, 412
Moratorium in identity development, 403, 403*t,* 404
Morbidity compression in late adulthood, 576–577
Moro reflex, 107*t*
Mortality. *See* Death and dying
Moslem children, death concept of, 643
Mothers
adolescent, 378
age of. *See* Maternal age
and attachment security of infant, 199–200
in blended families, 349–350, 490
depression of, 186–187, 200
divorce of, 347, 348
in dual-earner marriages, 480, 494–495
education on child rearing, 486
emotional sensitivity of, 34
employment of, 202–203, 203*f,* 204, 350–351, 416*t,* 494–495
gender typing of children by, 275, 343
marital roles of, 480
play activities of, 201–202
pregnancy of. *See* Pregnancy
in single-parent families, 347
as stepparents, 350, 490
time spent with daughters, 345
transition to parenthood, 484–485
and vocational choice of daughters, 457
Mother–stepfather families, 349–350
Motion, infant perception of, 142, 147
Motivation
attachment affecting, 206
awareness of, in emotional intelligence, 453
in career, 555
classroom experiences affecting, 394
grouping practices affecting, 321
for imitation, 18
maltreatment in childhood affecting, 283
moral, 265, 412
and motor performance, 436
of only children, 346
and personality traits, 542
and physical activity in middle adulthood, 516
preschool and kindergarten programs affecting, 244, 319
recess time affecting, 298
of returning students, 526
of school dropouts, 455
school transitions affecting, 391, 392
and self-esteem, 333, 346
stereotypes affecting, 315, 321
teacher–student interactions affecting, 320
tracking programs affecting, 395
unconscious, 15
Motor development
aging and, 435*t,* 436–437, 437*f*
cultural variations in, 138–139
dynamic systems perspective of, 137–139
in early adulthood, 436–437, 437*f*
in early childhood, 223*t,* 223–226
evolution of, 297–298
fine-motor skills in, 137, 139–140, 224–225, 295. *See also* Fine-motor development
gross-motor skills in, 137, 223, 294–295. *See also* Gross-motor development
individual differences in, 225–226
in infancy and toddlerhood, 136–140, 169
in late adulthood, 572, 578
in middle childhood, 294–299
and physical education classes, 298–299
in puberty, 364–365
sequence of development, 137, 137*t*
sex differences in, 296
Motor vehicle accidents
childhood injuries in, 221, 222
in late adulthood, 581–582
Mourning behavior, 664. *See also* Bereavement
Multicultural research, 31. *See also* Cultural influences
Multidimensional aspect of lifespan development, 9
in early adulthood, 432, 467
in middle adulthood, 517, 532
Multidirectional aspect of lifespan development, 9, 12
in early adulthood, 432, 467
in middle adulthood, 517, 532
Multigrade classrooms, 322
Multiple attachments, 201–205
Multiple births, 47*f,* 47–48, 54
low birth weight in, 101
in reproductive technologies, 47*t,* 48, 54
twin. *See* Twins
Multiple intelligences theory of Gardner, 311–312, 312*t,* 323
Multiplication problems in mathematics, 308
Multisystemic therapy in delinquency, 426
Multitasking, media, 418
impact on learning, 394
in middle adulthood, 521, 522
Mumps in pregnancy, 91*t*
Muscles
in infancy and toddlerhood, 121
in late adulthood, 572, 578
in middle adulthood, 504
in middle childhood, 290
of newborn, Apgar Scale on, 98*t*
in physical changes of aging, 435*t,* 437, 504, 572
slow-twitch and fast-twitch fibers of, 572
Muscular dystrophy, Duchenne, 49*t,* 57
Music
in Alzheimer's disease, 585, 587
in multiple intelligences theory, 312*t*
as palliative care for dying person, 653
perception in infancy, 113, 140, 141
Mutations, 51–52
cancer in, 510
germline, 52, 510
somatic, 52, 510
Mutual exclusivity bias in vocabulary development, 248, 249
Myelination of nerves, 122, 122*f,* 218, 450
in aging, 520, 568
and information-processing speed in middle childhood, 302
malnutrition in infancy and toddlerhood affecting, 132
Myopia in middle childhood, 293

N

Narcissism of Millennial generation, 465
Narratives
cultural variations in, 317
in pragmatic language development, 317
Narrowing effect in perceptual development, 141, 145
National Association for the Education of Young Children, 172, 246
National Center for Children in Poverty, 68
National Health and Social Life Survey, 445, 447
National Institute of Child Health and Development, 202
National Social Life, Health, and Aging Project, 578
Native Americans
academic achievement of, 395
adolescent suicide of, 423
aging parents of, 617–618
attention style of, 167
communication style of, 314
death beliefs of, 650
departure from parental home, 479
diabetes mellitus of, 581
drug use of, 380
extended-family households of, 65
fetal alcohol syndrome of, 89
gender identity of, 540
grandparents as caregivers of, 547, 548
health problems in late adulthood, 575
infant mortality rate of, 104
long-term care of older adults, 589
neonatal behavioral assessment of, 114
osteoporosis of, 513
overweight and obese, 291, 439
partner abuse of, 483
poverty of, 61
religiosity of, 609
respect for older adults of, 627
school dropout rates of, 396
Native Canadians
communication style of, 314
cosleeping of parents and infants, 129
grammatical development of, 316
identity development of, 405
respect for elders of, 574
Nativist theory of language development, 174, 250
limitations of, 174
Natural childbirth, 99
Natural experiments, 35
Naturalistic observation research method, 28–29, 29*t*
Naturalist intelligence, 312*t*
Natural selection, 14
Nature, and relative influence of nurture, 7, 28*t,* 69–75
in behavioral genetics, 69
bidirectional influences in, 73–75
in canalization concept, 72
definition of, 7
and environmental influences on gene expression, 73–75
in epigenetic framework, 73
gene–environment correlation in, 72
gene–environment interactions in, 71, 71*f*
heritability estimates on, 70–71
in intelligence, 312–315
Near-infrared spectroscopy (NIRS), 123*f,* 123*t,* 124
Nearsightedness in middle childhood, 293
Neglect, 281
in child maltreatment, 281, 282
in elder maltreatment, 627
by peers, 341, 343
in uninvolved child rearing, 280
Neighborhood influences, 63–64, 616–617. *See also* Community influences
Neighborhood Watch programs, 617
Neonatal Behavioral Assessment Scale (NBAS), 114

Neonatal Intensive Care Unit Network Neurobehavioral Scale (NNNS), 114
Neonates. *See* Newborns
Neo-Piagetian theory, 233, 301–302
Nervous system
autonomic, 568, 571
brain in. *See* Brain
in late adulthood, 568, 571, 578, 582–588, 596
in middle adulthood, 519, 520
neurons in. *See* Neurons
in physical changes of aging, 435*t,* 519, 520
Netherlands
academic achievement in, 324, 392
adolescent pregnancy in, 378*f*
adolescent suicide rate in, 422
adoption in, 58, 492
assisted suicide in, 658
cohabitation in, 488
divorce rate in, 347*f*
gay and lesbian marriage and parenthood in, 479, 492
home births in, 99
immunization rate in, 221
infant mortality rate in, 105*f*
life expectancy in, 565*f*
long-term care for older adults in, 588, 589
marriage of same-sex couples in, 479
poverty rate in, 68*f*
voluntary active euthanasia in, 656*t,* 657, 658
Neural network view of information processing, 520
Neural tube, 82, 122
in fetal alcohol spectrum disorder, 89
folic acid affecting, 92
Neurobiological research, 122–124, 123*f,* 123*t*
on temperament, 191, 192
Neurofibrillary tangles in Alzheimer's disease, 583, 584
Neuroimaging techniques, 123*f,* 123*t,* 123–124
Neurons
and brain plasticity, 125
development of, 83, 121*f,* 121–122
in fetal alcohol spectrum disorder, 89
in late adulthood, 568
mirror, 136
stimulation of, 122
synapses of, 83, 121, 121*f,* 122
Neuroscience, developmental cognitive, 21–22
Neuroticism, 542, 542*t*
Neurotransmitters, 121
in Alzheimer's disease, 584
Neutral stimulus in classical conditioning, 133*f,* 134
Never-married adults
as childless older adults, 623–624
in single-parent families, 491
Newborns
adaptation to labor and delivery, 97
Apgar Scale on, 98, 98*t*
appearance of, 97–98
arousal states of, 108*t,* 108–112
behavioral assessment of, 114
breastfeeding of, 112–113. *See also* Breastfeeding
crying of, 109–112
empathy of, 109
face perception of, 145, 145*f*
family adjustment to, 115
and first-time parents, 115, 484–485
habituation and recovery of, 134
hand movements and prereaching of, 139*f,* 140
imitation by, 135*f,* 135–136
intermodal perception of, 146, 206
low birth weight of. *See* Low birth weight
mortality rate for, 104
pain sensitivity of, 112, 185
pattern perception of, 144
perceptual development of, 112–113, 140–147
preterm, 101–105. *See also* Preterm infants
reflexes of, 106–108, 107*t,* 153, 153*t,* 206
self-awareness of, 206–207
sensory capacities of, 112–113, 140–147
sleep patterns of, 108*t,* 108–109
small for date, 102
New York Longitudinal Study, 190
New Zealand
adolescent suicide in, 422
cesarean delivery in, 101
child care in, 171
death beliefs in, 650
infant mortality rate in, 105*f*
life expectancy in, 565*f*
make-believe play in, 168
obesity in, 291
partner abuse in, 483*f*
sexual abuse prevention programs in, 354
unintentional childhood injuries in, 221*f*
Niche-picking, 72
Nicotine, 444. *See also* Smoking
Nigeria
Alzheimer's disease in, 584–585
performance on conservation tasks in, 301
Night sweats, 504, 506, 507
Night vision in late adulthood, 569
No Child Left Behind Act, 319, 324
Nonnormative influences, 12–13
Non-rapid-eye-movement (NREM) sleep, 108, 108*t,* 109
in late adulthood, 571
Nonsocial activities, 261
Nonverbal memory, 164, 165*f*
Normal distribution of intelligence test scores, 169–170, 170*f*
Normative approach of Hall and Gesell, 14–15
Normative influences, 12
age-graded, 10–11
history-graded, 11–12
Norms
in intelligence test scores, 169–170, 170*f*
in physical growth, 121
Norway
adoption by gay and lesbian families in, 492
child poverty rate in, 62
cohabitation in, 488
corporal punishment in, 283
high school graduation rate in, 395*f*
immunization rate in, 221
infant mortality rate in, 105*f*
marriage of same-sex couples in, 479
math achievement scores in, 389*f*
moral reasoning in, 409
teenage pregnancy in, 378*f*
unintentional childhood injuries in, 221*f*
Nouns in vocabulary development, 248
Novelty
preference for, 134, 135*f,* 141, 141*f,* 155, 163
temperament affecting reaction to, 192
Nso people of Cameroon, self-recognition by toddlers, 207, 208*f*
Nuclear power plant accidents, radiation exposure in, 89–90
Nucleus of cells, 46
Numerical knowledge, 160–161, 242–243. *See also* Mathematical abilities
Nurse–Family Partnership, 94, 380
Nurse-midwives, certified, 100
Nursing home care, 588–589, 611, 619–620
and activity theory of aging, 614
death and dying in, 650, 652
maltreatment in, 627, 628
Nurture
definition of, 7
and relative influence of nature, 28*t,* 69–75. *See also* Nature, and relative influence of nurture
Nutrition
in adolescence, 366–367, 371–373
and Alzheimer's disease risk, 584–585
and anti-aging effects of calorie restriction, 505
and atherosclerosis, 436
in breastfeeding and bottle-feeding, 130–131, 131*t*
and cerebrovascular dementia risk, 585, 586
in early adulthood, 439–442
in early childhood, 217, 219–220
and free-radical damage, 434
in infancy and toddlerhood, 130–133
in late adulthood, 577–578
and longevity, 505, 567
and malnutrition, 132. *See also* Malnutrition
and menopause symptoms, 506, 506*f*
mercury exposure from seafood in, 90
in middle adulthood, 504, 505, 506, 506*f,* 513
in middle childhood, 291–293
and obesity, 291–293, 439, 440–442
in osteoporosis, 513
in phenylketonuria, 50
and physical growth, 130–133, 219–220
in pregnancy, 90, 92, 102
and telomere length, 433
and temperament development, 193
and tooth decay, 217
toxoplasmosis from food in, 92
and vision changes in aging, 569
vitamins in. *See* Vitamins
WIC program for, 92

O

Obedience, in preconventional level of moral development, 407
Obesity
in adolescence, 291, 292, 367
body mass index in, 291, 439
causes of, 291–292, 439
discrimination in, 292, 439–440
in early adulthood, 439–442
as epidemic, 440–441
health consequences of, 291, 439
in middle childhood, 291–293
osteoarthritis in, 580, 581
telomere length in, 433
treatment of, 292–293, 440–442
trends in, 441*f*
and weight in infancy, 131–132
Object permanence in sensorimotor stage, 154, 155*f,* 155–156
Observational learning, 18, 167, 236
Observational research, 28–30, 29*t*
naturalistic, 28–29, 29*t*
participant observations in, 32
structured, 29*t,* 29–30
on temperament, 191
Occupation. *See* Employment
Odor perception
in infancy and toddlerhood, 112–113, 113*f*
in late adulthood, 570
in physical changes of aging, 435*t,* 570
Oedipus conflict, 16*t,* 256
Older adults. *See* Late adulthood
Oncogenes, 510
One-child families, 346
Online friendships, 553*f*
in adolescence, 418–419
by age groups, 553*f*
in early adulthood, 445–446, 476
in middle adulthood, 552
Openness to experience as personality trait, 542, 542*t*
in late adulthood, 608
Operant conditioning, 17, 134
and categorization by infants, 164–165, 166*f*
and emotional expressions, 188
and memory of infants, 163, 163*f*
and moral development, 265
Operations, 228
and concrete operational stage, 299, 301
and formal operational stage, 382–384
and preoperational stage, 226–233
Optimal aging, 632–633
Optimism
in late adulthood, 575, 633
in middle adulthood, 516
Oral rehydration therapy (ORT), 220
Oral stage of psychosexual development, 16*t*

Ordinality, 242
Organ donation, death definition for, 641
Organization
in cognitive development, 152–153
as memory strategy, 237, 304, 522
Orphans
attachment insecurity of, 199
early deprivation of, 125–126, 127, 193, 199
genetic and environmental influences on, 193
motor development of, 138–139
stress of, 127, 353
Osher Lifelong Learning Institutes, 598
Osteoarthritis, 580, 581
Osteoporosis, 504, 512–513
Other-focused reminiscence in late adulthood, 606
Other-sex friendships, 477
Out-groups, 339–340
favoritism toward, 338
prejudice against, 338
Ovaries, 80, 80*f*, 363
age-related changes in, 437–438
Overextensions in language development, 177
Overregularization in grammatical development, 249
Overweight
in adolescence, 367
body mass index in, 439
in early adulthood, 439–442
in infancy, 131–132
in middle childhood, 291–293
Ovulation, 80
Ovum, 46, 47, 80
aging of, 47
and conception, 80
in multiple offspring, 47
in reproductive technologies, 54, 55
Oxygen deprivation
in cocaine use during pregnancy, 87
in fetal alcohol syndrome, 89
of infant during childbirth, 97, 100
in sickle cell anemia, 50
Oxytocin, 115

P

Pacific Islanders
adolescence of, 362
childbirth practices of, 98
child-rearing practices of, 281
sibling relationships of, 552
Pain
assisted suicide in, 658
in childbirth, 99, 100–101
of dying person, 640, 651, 652, 655
fetal sensitivity to, 85
newborn sensitivity to, 112, 185
Pakistan, child-rearing styles and academic achievement in, 392
Palate, cleft, 88, 92
Palliative care
advance medical directives on, 655
in hospice programs, 652
music in, 653
Palmar grasp reflex, 107*t*
Papua New Guinea, drawings of children in, 225
Parallel play, 261
Parasitic diseases in pregnancy, 91*t*, 92
Parent(s), 483–486. *See also* Fathers; Mothers
adjustment to role as, 115, 484–485
and adolescent relationship. *See* Parent–adolescent relationship
adolescents as, 378–380. *See also* Teenage pregnancy and parenthood
adoption by. *See* Adoption
aging, 547–551
attachment experiences of, 201
in blended families, 349–350, 490–491
child-rearing practices of. *See* Child-rearing practices
and child relationship. *See* Parent–child relationship
children leaving home of, 478–479, 543, 544–545
combining work and family, 494–495
consent to research on children, 40
and decision to have children, 483–484
depression of, 186–187, 200, 421–422
direct influence of, 59–60
divorce of, 346–349
in dual-earner families, 494–495. *See also* Dual-earner households
early adults as, 470, 483–486, 490–492
education on child rearing, 485, 486
employment of, 104–105, 202–204, 350–351, 416*t*, 485, 494–495
gay and lesbian, 491–492
gender identity of, 540–541
generativity of, 533
as grandparents, 545–547
grief in death of child, 661
grief of children in death of, 661–662
and infant relationship. *See* Parent–infant relationship
leave time from employment, 104–105, 203, 485
moral behavior of, 264, 265
never-married, 491
in observational research, 29–30
overweight, 293
of preterm infants, 103–105
in single-parent families, 491. *See also* Single-parent families
as stepparents, 349–350, 490–491
warmth of, 204
Parent–adolescent relationship, 369–370, 415–416, 485–486
and academic achievement, 392
in anorexia nervosa, 372–373
autonomy issues in, 372–373, 415
cultural influences on, 415–416
death discussions in, 644
in delinquency, 425
and dropout rates, 396
of homosexual youths, 377
and identity development, 404–405
and moral development, 410, 411
in school transitions, 392
and self-esteem, 403
and sexual activity of adolescents, 373–374
Parental imperative theory, 540
Parent–child relationship
and achievement attributions, 333, 334, 334*f*
in adolescence. *See* Parent–adolescent relationship
in adoption, 58
and aggression, 270
attachment in. *See* Attachment
in attention-deficit hyperactivity disorder, 305
in blended families, 349–350, 490–491
and childhood injuries, 221, 222
child-rearing practices in, 278–283. *See also* Child-rearing practices
communication style in, 314
coregulation in, 345
death explanations in, 643, 644
depression of parent affecting, 186–187
direct influences of, 59–60
divorce affecting, 348
in early adulthood of child, 468–469, 478–479
and eating habits, 219–220
and emotional development, 258, 259, 260, 278–283
and emotional self-regulation of child, 259
and empathy development, 260–261
family chaos affecting, 29
gender typing in, 274, 275
and grandparent–grandchild relationship, 546–547, 547*f*
in infancy. *See* Parent–infant relationship
and language development, 177–178
in late adulthood, with adult children, 547–551, 612, 617–618, 623, 625–626
maltreatment in, 281–283
in maternal employment, 350–351
in middle adulthood, of child with aging parents, 547–551, 625–626
in middle adulthood, of parents, 544–545, 546
in middle childhood, 345
and moral development, 264–272
of older parent and adult child, 625–626
in one-child families, 346
and peer relations, 263, 342
in planning tasks, 237
play in, 201–202, 204, 263
in positive parenting, 268
in psychosexual theory of development, 15, 256
punishment in, 267
questions asked by children in, 232
of resilient children, 11
and romantic relationships as adults, 474
in sandwich generation, 549
scaffolding in, 234
and self-concept, 256–257
and self-conscious emotions, 260
and self-esteem, 332–333
socioeconomic status affecting, 61
storytelling practices in, 257
and theory of mind, 240
warmth and attention in, 11
in war-related violence, 353
Parent–infant relationship
attachment in, 22, 195–206
classical conditioning in, 133*f*, 133–134
cultural variations in, 16–17
depression of parent affecting, 186
and emotional self-regulation by infant, 189–190
facial expressions in, 188
in first child, 115, 484
infant-directed speech in, 178–179
interactional synchrony in, 200
and language development, 176
make-believe play in, 168
and motor development of infants, 136–137
operant conditioning in, 134
in preterm infants, 102–105
quality of caregiving in, 199–200
reflexes affecting, 107
in sensitive caregiving, 199–200, 201
and sleeping arrangements, 129
social referencing in, 188
transition to parenthood affecting, 484–485
trust in, 184
Parenting practices. *See* Child-rearing practices
Parenting styles. *See* Child-rearing styles
Parents Anonymous, 283
Parent–school partnership, 393
Parietal lobe, 568
Parkinson's disease, 582, 583
Partial fetal alcohol syndrome, 89
Participant observation in ethnography, 32
Partner abuse, 482–483, 483*f*
interventions and treatment in, 483
violence–remorse cycle in, 482
Passion, in triangular theory of love, 473
Passive correlation of genetic and environmental factors, 72
Passive euthanasia, 654*t*, 654–656
Passive smoking, 88
Passive voice in language development, 174, 250, 316
Paternal factors. *See* Fathers
Pattern perception, 144, 144*f*
contrast sensitivity in, 144, 144*f*
and face perception, 145, 145*f*
subjective boundaries in, 144, 144*f*
Pavlov, Ivan, 17
PCBs (polychlorinated biphenyls), 90
Peck, Robert, on ego integrity in late adulthood, 604–605
Pedigree in genetic counseling, 54–55
Peer acceptance, 341–343, 410
categories of, 341
determinants of, 341–343
learning disability affecting, 322
in nontraditional careers of men, 458
pubertal timing affecting, 370–371
in school transitions, 392
Peer collaboration in education, 235
Peer culture, 339

Peer groups, 419–420
cliques and crowds in, 419–420
exclusion from, 410
in middle childhood, 339–340
Peer relations
and academic achievement, 393–394
acceptance in, 341–343. *See also* Peer acceptance
in adolescence, 370, 371, 393–394, 405, 417–421
aggression in, 270
bullying in, 341, 342, 343
cliques and crowds in, 419–420
in college experience, 454
cooperative learning in, 320
dating in, 420–421
in delinquency, 424
dominance hierarchy in, 297–298
in early adulthood, 451–452, 476–477
in early childhood, 261–264
emotional intelligence in, 313
and epistemic cognition, 451–452
friendships in, 262–263, 340, 417–419
of gay, lesbian, and bisexual youths, 377
gender roles in, 276
of gifted children, 323
and identity development, 405
in inclusive classrooms, 322
in-group favoritism in, 276
learning disability affecting, 322
in middle childhood, 339–343
and moral development, 410–411
in nontraditional careers of men, 458
in obesity, 291, 292
parental influences on, 263
of resilient children, 11
and school readiness, 263
in school recess, 298
in school transitions, 391, 392
sex differences in, 274
sociability in, 261–262
and substance abuse, 381
victimization in, 342
Peer sociability, 261–262
Peer victimization, 342
Pendulum problem, 382–383, 383*f*
Penis, 366, 366*f,* 507
Perception
amodal, 146, 147
deprivation affecting, 125
differentiation theory of, 146–147, 147*f*
hearing in, 140–142. *See also* Hearing
in infancy and toddlerhood, 140–147
intermodal, 145–146, 147, 206, 570
narrowing effect in, 141, 145
smell sense in, 112–113. *See also* Smell sense
taste sense in, 112–113. *See also* Taste sense
touch sense in, 103, 112. *See also* Touch
vision in, 142–145. *See also* Vision
Performance-enhancing drug use in adolescence, 364
Periods of development, 8, 8*t*
adolescence. *See* Adolescence
early adulthood. *See* Early adulthood
early childhood. *See* Early childhood
infancy and toddlerhood. *See* Infancy and toddlerhood
late adulthood. *See* Late adulthood
middle adulthood. *See* Middle adulthood
middle childhood. *See* Middle childhood
prenatal. *See* Prenatal development
Permanence
and death concept, 642, 643
of objects, in sensorimotor stage, 154, 155*f,* 155–156
Permissive child-rearing style, 279*t,* 279–280
Perry, William, on epistemic cognition, 451–452
Persistence, and temperament, 190, 191, 191*t*
Persistent vegetative state, 641, 654
recognition of living will in, 655
Personal agency, 465, 467
Personal choice, matters of, 269, 337, 409–410
Personal fable, 386–387
Personality traits
in Alzheimer's disease, 583
in baby boomer generation, 12
"big five" personality traits, 542–543, 542*t,* 606
of dying people, and coping styles, 648
in ethnic and racial biases, 338
and gender identity, 276
and gender stereotypes, 343, 344
gene–environment interactions in, 71
heritability research on, 70
and identity development, 404
individual differences in, 542–543
in infancy and toddlerhood, 184
in late adulthood, 566, 567, 606, 608
longitudinal research on, 36, 542, 606
in middle adulthood, 538, 542–543
in possible selves, 538
prenatal development of, 84
of resilient children, 10–11
in self-concept, 402
stability of, 542–543
type A pattern, 513, 514
type B pattern, 513
in vocational choice, 456
Person–environment fit, 574, 611, 618–619
Perspective taking
in adolescence, 375, 387, 407
in middle childhood, 296, 330–331, 335
and moral reasoning, 407
Peru
infectious diseases and physical development in, 220
partner abuse in, 483*f*
Phallic stage of psychosexual development, 16*t*
Phencyclidine (PCP), 380
Phenotype, 45, 50, 74
Phenylalanine, 49*t,* 50
Phenylketonuria (PKU), 49*t,* 50
carriers of, 50, 50*f*
Philippines, unintentional childhood injuries in, 221*f*
Phobias in middle childhood, 352
Phonics approach to reading, 308
Phonological awareness, 242, 308
in bilingualism, 317
Physical abuse
of children, 281. *See also* Child maltreatment
of elderly, 627
Physical activities. *See* Exercise
Physical aggression, 269, 270
Physical development, 8, 9*f*
adaptation to changes in, 514–517, 572–575
in adolescence, 362–381
and biological aging, 432–434
body composition changes in. *See* Body composition changes
body proportion changes in. *See* Body proportion changes
body size changes in. *See* Body size
cardiovascular and respiratory changes in, 434–436, 570–571
cephalocaudal trend in, 121
in early adulthood, 432–450
in early childhood, 216–226
exercise affecting, 443, 577–578
genetic influences on, 219
health and fitness in, 438–450, 508–514, 575–589
hearing changes in, 503, 569–570
hormonal influences on, 219
illness and disability in, 509–513
immune system in, 437, 571
in infancy and toddlerhood, 119–149
infectious diseases affecting, 220–221
in late adulthood, 564–589
in lifespan perspective, 13*f*
in middle adulthood, 502–517
in middle childhood, 290–299
motor skills in, 436–437. *See also* Motor development
of newborn, assessment of, 98, 98*t*
nutrition affecting, 219–220, 439–442, 577–578
prenatal. *See* Prenatal development
proximodistal trend in, 121
reproductive system in, 437–438, 504–508
sex differences in, 290, 290*f*
sexuality in, 445–449, 509, 578–579
skeletal changes in, 504
skin changes in, 503–504, 572
stress affecting, 449–450
substance abuse affecting, 444–445
vision changes in, 502–503, 569
Physical education classes, 298–299
Physical knowledge in infancy, 159
Piaget, Jean, 18
clinical interviews of, 20, 30
cognitive-developmental theory of, 18–20, 28*t,* 152–161, 226–233, 299–302, 382–384
legacy of, 161
Pictorial depth cues, 142
Pincer grasp, 139*f,* 140
Pituitary hormones, 219
Placenta, 82
delivery of, 96, 97*f*
Planning
in early childhood, 237
in middle childhood, 303–304
for retirement, 556–558, 629–630
Plasticity
of brain, 21–22, 124–125, 126
of development, 7, 9–10, 517
Play
in adolescence, 298
associative, 261
and attachment security, 202, 204
benefits of, 227, 235
categorization skills in, 166
and cognitive development, 168, 226–227, 235, 261, 262*t*
constructive, 262*t*
cooperative, 261
cross-gender activities in, 276
cultural influences on, 168, 236, 256, 261, 262
in early childhood, 225, 226–227, 235, 240, 256, 258, 261, 262*t,* 263
emergent literacy in, 240
emotional understanding in, 258
and false beliefs, 240
functional, 262*t*
games with rules in, 296–297
gender roles in, 273, 274, 276, 344
gender segregation in, 276
give-and-take interactions in, 176
in infancy and toddlerhood, 176
and language development, 176
make-believe, 154, 226–227. *See also* Make-believe play
in middle childhood, 294–299
with mothers and fathers, differences in, 201–202
and motor development, 225, 294–299
nonsocial activities in, 261
parallel, 261
parental influences on, 263
of parent and child, 201–202, 204, 263
rough-and-tumble, 297–298
in school recess, 298
in sensorimotor stage, 154
sex differences in, 201–202, 273–274, 276, 297–298, 344
social origins of, 168
sociocultural theory on, 235
sociodramatic, 227, 235
solitary, 261, 262
Playground safety, 222
Poland
math achievement scores in, 389*f*
poverty rate in, 68*f*
vocational life and cognitive development in, 525
voluntary active euthanasia beliefs in, 656
The Policy Book of AARP, 69
Political involvement
in early adulthood, 466
in late adulthood, 632
in middle adulthood, 533
Pollution, prenatal exposure to, 90
Polychlorinated biphenyls (PCBs), 90
Polygenic inheritance, 52, 69

Popular children, 341
antisocial, 341
prosocial, 341
Pornography
Internet access to, 374
and sexual coercion, 448
Portion size in eating habits, 440
Portugal
infant mortality rate in, 105*f*
life expectancy in, 565*f*
math achievement scores in, 389*f*
same-sex marriage in, 479
Positive parenting, 268
Positron emission tomography (PET), 123,123*t,* 124
Possible selves
in late adulthood, 575, 608
in middle adulthood, 538
Postconventional level of moral development, 408, 409
Postformal thought, 450, 453
Postpartum depression, 186
Poverty, 61–62
attachment stability in, 198
childhood injuries in, 222
community influences in, 63–64
early intervention and intellectual development in, 173, 245–246
feminization of, 544, 618
fetal alcohol syndrome in, 89
and health problems in middle childhood, 291, 293
homelessness in, 62
immunizations in, 221
infant mortality rate in, 104
international differences in, 68, 68*f*
in late adulthood, 68, 68*f,* 618
life expectancy in, 565
malnutrition in, 92, 220, 291
physical development in, 220
pubertal growth in, 366
of single-parent families, 347, 544
supplemental food program in, 92
teenage pregnancy in, 94
working-memory capacity in, 303
Power of attorney for health care, 655–656
Practical intelligence, 310, 311, 311*f,* 523
Practical problem solving in middle adulthood, 524
Practice effects in longitudinal research, 37
Prader-Willi syndrome, 51
Pragmatic approach to morality, 412
Pragmatic language development, 250, 316–317
Pragmatic thought, 452
Preattachment phase, 196
Preconventional level of moral development, 407–408
Preeclampsia, 95
Prefrontal cortex, 124, 124*f*
in adolescence, 367, 387, 388
in attention-deficit hyperactivity disorder, 305
cognitive-control network in, 367, 387, 388, 450
in early adulthood, 450
in early childhood, 217, 237
in inhibitory tasks, 237
in late adulthood, 568, 578
Pregnancy, 79–101
in adolescence, 93, 375, 378–380. *See also* Teenage pregnancy and parenthood
age at time of, 93, 93*f*. *See also* Maternal age
alcohol use in, 88–90
childbirth in, 96–101. *See also* Childbirth
counseling on parenthood during, 485
diabetes in, 95
diagnosis and treatment of fetal problems in, 56*t,* 56–57
drug use in, 86–89, 110
in early adulthood, 437, 438*f*
embryo period in, 82–83, 85, 86*f*
fetal period in, 83–85, 86*f*
first, 115, 438*f,* 484–485
infectious diseases in, 90–92, 91*t*
leave time from employment in, 104
miscarriage in. *See* Miscarriage
nutrition in, 90, 92, 102
prenatal development in, 80–96. *See also* Prenatal development
prenatal health care in. *See* Prenatal health care
radiation exposure in, 51, 89–90
in reproductive technologies, 54–55
Rh factor incompatibility in, 93
smoking in, 74, 74*f,* 110
social support in, 93, 94
stress in, 51, 92–93, 94
in surrogate motherhood, 54–55
teratogen exposure in, 85–92
toxemia of, 95
and transition to parenthood, 484–485
trimesters in, 81*t,* 83–85
zygote period in, 80–82, 85, 86*f*
Preimplantation genetic diagnosis, 56*t*
Prejudice, 338–339
Premature infants. *See* Preterm infants
Prenatal development, 8*t,* 80–96
age of viability in, 84
and conception, 80, 80*f*
definition of, 8*t*
diagnosis and treatment of problems in, 56*t,* 56–57
drug exposure affecting, 86–89
embryonic, 82–83, 85, 86*f*
environmental influences on, 74, 74*f,* 85–92
fetal, 83–85, 86*f*
habituation in, 85, 134
hormone exposure affecting, 376, 390
infectious diseases affecting, 90–92, 91*t*
maternal age affecting, 93, 93*f,* 378
milestones of, 81*t*
nutrition affecting, 90, 92, 102
Rh factor incompatibility affecting, 93
sensitive periods in, 85, 86*f*
of small-for-date infants, 102
stress affecting, 92–93, 94
teratogens affecting, 85–92, 305
trimesters in, 81*t,* 83–85
zygote period, 80–82, 85, 86*f*
Prenatal health care, 95
barriers to, 95
diagnostic tests in, 56*t,* 56–57
exercise in, 92
and infant mortality rates, 104
nutrition in, 90, 92
recommendations on, 57*t,* 96
in teenage pregnancy, 94
Preoperational stage, 19, 19*t,* 226–233
animistic thinking in, 228, 230
categorization in, 229, 229*f,* 230–231
centration in, 229
class inclusion problem in, 229, 229*f*
conservation in, 229, 229*f,* 230, 232
egocentrism in, 228, 230
evaluation of, 231–233
limitations of thought in, 228–229
logical thought in, 230
magical thinking in, 230
make-believe play in, 226–227
mental representations in, 226, 227–228
problem solving in, 228, 228*f,* 229, 229*f,* 230, 232
research on, 230–231
symbol–real-world relations in, 227–228
three-mountains problem in, 228, 228*f*
Prepared childbirth, 99
Prereaching movements of newborn, 139*f,* 140
Presbycusis, 503
Presbyopia, 502
Preschool programs, 244–246
compared to child care, 244
early interventions for at-risk children in, 245–246
types of, 244–245
Preschool years. *See* Early childhood
Preterm infants, 101–105
in adolescent pregnancy, 378
caregiving for, 102, 103–105
disabilities of, 102, 102*f*
and drug use during pregnancy, 87
and infectious diseases during pregnancy, 91*t*
interventions for, 102–105
"kangaroo" care of, 103
maltreatment and abuse of, 102, 112, 282
sudden infant death syndrome in, 110
twins, 48
Preverbal gestures, 176
Pride
in early childhood, 260
in infancy and toddlerhood, 188–189
in middle childhood, 335
Primary aging, 432–438, 580. *See also* Aging
Primary circular reactions in sensorimotor stage, 153, 153*t*
Primary sexual characteristics, 365
Primary teeth, 217
Principled level of moral development, 408
Private speech, 233–234
Proactive aggression, 269
Problem-centered coping
in late adulthood, 570, 573
in middle adulthood, 514, 516, 539
in middle childhood, 336
Problem solving
analogical, 157, 230
in class inclusion problem, 229, 229*f,* 299
cognitive self-regulation in, 307
epistemic cognition in, 452
in late adulthood, 594–595
in mathematics, 308–309
in middle adulthood, 524
in moral dilemmas, 407–408
in obesity, 441–442
in pendulum problem, 382–383, 383*f*
practical, 524
in preoperational stage, 228, 228*f,* 229, 229*f,* 230, 232
scientific reasoning in, 385*f,* 385–386
in sensorimotor stage, 157
in three-mountains problem, 228, 228*f*
Procedural knowledge in middle adulthood, 522–523
Processing capacity, 161, 162, 302–303
Processing speed, 162, 519, 520–521, 521*f*
Prodigies and gifted children, 31, 322–323
Production of language, compared to comprehension, 177
Programmed cell death in brain development, 122
Project Head Start, 173, 245–246
Prolactin, 115
Prolonged death, compared to sudden unexpected death, 660–661
Propositional thought, 383, 384
logical necessity of, 384
in scientific reasoning, 386
Prosocial behavior
in adolescence, 411, 412, 413, 414
civic engagement in, 413
in early childhood, 260
empathy in, 260
in middle childhood, 340, 341
moral reasoning in, 411
in peer relations, 340
of popular children, 341
and religious involvement, 412
Prospective memory, 593
Prostate gland
cancer of, 511
enlargement of, 571
Protein
absorption in late adulthood, 577
in Alzheimer's disease, 583, 584
in breastfeeding, 131
cross-linkage theory of aging on, 434
free radicals affecting, 434
and gene activity, 46, 56, 57
in kwashiorkor, 132
leptin, 366
in phenylketonuria, 49*t,* 50
Rh factor, 93
and stroke risk, 585, 586
in weight loss diets, 440
Proteomics, 57

Proximal parenting style, 207
Proximodistal trend in growth, 121
Pruning, synaptic, 122, 217, 450
Psychoanalytic perspective, 15–17
  attachment in, 195, 206
  clinical or case study research in, 17, 30
  compared to other human development theories, 28*t*
  contributions and limitations of, 17
  on moral development, 264–265
  stages of development in, 16*t*
Psychological control in authoritarian child-rearing style, 279
Psychological knowledge in infancy, 160
Psychological well-being
  of caregivers in Alzheimer's disease, 587
  child-care experiences affecting, 202
  contextual influences on, 610–613
  in departure of children from parental home, 545
  in divorce, 544
  and ego integrity, 604
  and exercise, 443, 540
  and friendships, 418, 419, 541, 553
  of gay, lesbian, and bisexual youths, 377
  and gerotranscendence, 605
  and health, 540, 575, 611
  and identity status in adolescence, 404
  in late adulthood, 573, 574, 575, 610–613
  and marital relationship, 431, 543
  in mastery of multiple roles, 541, 549
  in middle adulthood, 535, 537, 539, 540–541, 544, 545, 547
  in nursing homes, 589
  and optimal aging, 632–633
  in person–environment fit, 574, 611
  in religious involvement, 609
  in retirement, 557, 630
  and sense of control, 540, 574, 610–611
  and sense of usefulness, 576
  and social support, 541, 551, 611–613
  and subjective age, 535, 573
Psychosexual stages of development, 15–16, 16*t*, 256
  compared to psychosocial stages, 16*t*, 256
Psychosocial development, 16*t*, 16–17, 38
  adaptation to life in, 470–471, 536
  autonomy versus shame and doubt in, 16*t*, 184
  compared to psychosexual development, 16*t*, 256
  emotional expertise in, 605
  generativity versus stagnation in, 16*t*, 532–535
  gerotranscendence in, 605
  identity versus role confusion in, 16*t*, 402
  industry versus inferiority in, 16*t*, 330
  initiative versus guilt in, 16*t*, 256
  integrity versus despair in, 16*t*, 604
  intimacy versus isolation in, 16*t*, 469–470, 472–478
  reminiscence in, 606
  in seasons of life, 470, 535–536
  sequential research on, 38
  trust versus mistrust in, 16*t*, 184
Puberty, 361, 363–371
  arousal states in, 368
  body composition in, 363–364
  body proportions in, 363
  body size in, 363, 364*f*
  brain development in, 367–368
  depression in, 422
  early versus late timing of, 370–371, 422
  gender identity in, 414
  hormone changes in, 363, 369, 373
  individual and group differences in, 366–367
  moodiness in, 369
  motor development in, 364–365
  peer relations in, 370, 371
  psychological impact of, 368–371
  reactions to changes in, 368–369
  relationship with parents in, 369–370
  secular trends in, 367
  sex differences in, 363, 364, 365–366, 366*f*, 368–369
  sexual maturation in, 365–366
  timing of, 367, 370–371
Pubic hair development, 363, 365, 366
  age at time of, 366*f*
  variations in, 366, 367
Public education programs
  on immunizations, 221
  on obesity, 441
Public policy, 65–69
  on adolescent suicide, 423
  on advance medical directives, 655–656
  on assisted living facilities, 619
  on assistive technology, 574
  on bilingual education, 317–318
  on caring for aging parents, 551
  for children, youths, and families, 66–67, 67*t*
  and compression of morbidity in late adulthood, 576, 577
  on early intervention programs, 173, 245–246
  for elderly, 67–68, 68*f*, 69
  and feminization of poverty, 544
  future trends in, 68–69
  on health care in late adulthood, 588–589
  on hospice care, 653
  on immunizations, 221
  on long-term care in late adulthood, 588–589, 619
  on Nurse–Family Partnership, 94
  and obesity trends, 441
  on parental leave time from employment, 105
  on reproductive technologies, 55
  on right to die, 654–659
  and social clock in early adulthood, 471
  on surrogate motherhood, 55
  on universal health care, 66–67
Puerto Rico, mother–infant relationship and attachment security in, 200
Pukapukans of Pacific Islands, childbirth practices of, 98
Punishment
  and aggression, 266, 267, 270
  consistency in, 267
  corporal, 266, 266*f*, 267
  cultural influences on, 267, 281
  in delinquency, 425, 426
  explanations to child for, 267
  and moral development, 265–267, 407
  in operant conditioning, 17, 134
  in social learning theory, 18, 265–267
  time out technique in, 266–267
  undesirable effects of, 266
  withdrawal of privileges in, 267

Q

Q-Sort method in attachment assessment, 198
Quaker beliefs, 664
Quality of life, 611
  in hospice programs, 652
  in nursing homes, 619
  in religious involvement, 609–610
  in retirement, 630
  and right to die, 654
  and suicide, 612–613
Quasi-experimental research, 35
Quechua of Peru
  mental state words and false-belief tasks of, 239
  swaddling of infants, 109
Questionnaires in research, 29*t*, 30, 37
Questions
  and cognitive development in early childhood, 232
  in grammatical development, 249–250
Quinceañera, 369
Quinlan, Karen Ann, 654, 656

R

Racial differences. *See* Ethnic and racial differences
Radiation exposure
  genetic mutations in, 51
  in pregnancy, 51, 89–90
Random assignment in experimental research, 35
Random events theory of aging, 432
Rape, 448–449
Rapid-eye-movement (REM) sleep, 108*t*, 108–109, 128
Reaching in infancy and toddlerhood, 138, 138*f*, 139*f*, 139–140
  feet first, 138, 138*f*
  and grasping, 139*f*, 139–140
REACH (Resources for Enhancing Alzheimer's Caregiver Health) initiative, 587
Reactive aggression, 269
Reactivity, and temperament, 190, 192, 193
Readiness
  for learning, 233
  for reading, 242, 242*f*
  for school, 263
Reading
  comprehension of, 308
  in early childhood, 240–242, 242*f*
  and early printing, 225
  and emergent literacy, 240–242, 242*f*
  information processing in, 307–308
  interactive, 242
  in late adulthood, 593
  in middle childhood, 307–308, 316
  phonics approach to, 308
  readiness for, 242, 242*f*
  sex differences in, 388, 457
  vocabulary growth in, 316
  whole-language approach to, 308
Realistic period in vocational choice, 456
Realistic personality, vocational choice in, 456
Real self, and ideal self, 331
Reasoning
  abstract. *See* Abstract thinking
  by analogy, 230
  hypothetico-deductive, 382–383, 384
  mathematical, 242–243. *See also* Mathematical abilities
  in middle childhood, 300
  moral, 405–414
  in preoperational stage, 230
  propositional thought in, 383, 384
  scientific, 385*f*, 385–386
  spatial. *See* Spatial reasoning and skills
Recall memory
  automatic, 591
  in early childhood, 237
  episodic, 591, 593
  in infancy and toddlerhood, 164
  in language development, 237
  in late adulthood, 591, 593
Recast strategy in grammar correction, 251
Recent memory of infants, in habituation, 134–135
Recessive and dominant inheritance, 48*t*, 48–50, 49*t*
Recess time at school, 298
Reciprocal relationships
  ecological systems theory on, 25
  ethological theory of attachment on, 196
  morality of cooperation in, 408
Reciprocity, ideal, 408, 409, 410
Recognition memory
  in early childhood, 237
  in infancy and toddlerhood, 164
  in late adulthood, 591, 592
Reconstituted families, 349–350
Recovery and habituation, 134
Rectal cancer, 511
Redemption themes in life stories, 534
Referential communication, 178
Reflexes
  Apgar Scale on, 98*t*
  classical conditioning of, 17
  of infants and newborn, 98*t*, 106–108, 107*t*, 153, 153*t*
Regrets
  in late adulthood, despair in, 604
  in middle adulthood, 537
Rehearsal as memory strategy, 237, 304
Reinforcement
  in operant conditioning, 17, 134
  in social learning theory, 18

Rejected children, 341
aggressive, 341, 342, 343
bullying of, 342
interventions for, 343
withdrawn, 341, 343
Relational aggression, 269, 424
sex differences in, 270
Relativistic thinking, 451
commitment within, 451
Relaxation techniques in natural childbirth, 99
Religion
adolescent rites of passage in, 369
death concept in, 641, 643, 645, 649–650, 664
in emerging adulthood, 465*f*, 465–466
freedom in choice of, 337, 410
and generativity, 535
in late adulthood, 608–610, 611, 612
of marriage partners, 480
in middle adulthood, 535
and moral development, 412
and mourning behavior, 664
and passive euthanasia beliefs, 655
and quality of life, 609–610
and voluntary active euthanasia beliefs, 656
Remarriage, 347, 349–350, 479, 489, 490
blended families in, 349–350, 490–491
in late adulthood, 621–622, 623
in middle adulthood, 544
in widowhood, 623
Reminiscence in late adulthood, 592–593, 606
knowledge-based, 606
life review in, 606
other-focused, 606
self-focused, 606
Remote memory
in infancy and toddlerhood, 135
in late adulthood, 592–593
Repetition as memory strategy, 238, 304
Representations, mental. *See* Mental representations
Reproductive capacity, age-related changes in, 437–438, 438*f*
Reproductive choices, 53–59
adoption in, 57–59
genetic counseling on, 53–55
prenatal diagnosis and fetal medicine in, 56–57
Reproductive system
in conception, 80, 80*f*
in early adulthood, 437–438
in middle adulthood, 504–508
in physical changes of aging, 435*t*, 437–438, 504–508
in puberty, 365–366
Reproductive technologies, 54–55, 437
for gay and lesbian families, 492
multiple births in, 47*t*, 48, 54
preimplantation genetic diagnosis in, 56*t*
sex sorter methods in, 54
in singlehood, 487
Research, 27–40
applications of, 5
behavioral conditioning in, 17
clinical or case study method, 17, 29*t*, 30–31
confidentiality in, 39*t*
correlational, 34–35, 36*t*
cross-sectional, 36*t*, 37–38
on cultural influences, 31–33
of Darwin, 14
debriefing on, 40
designs of, 34–38
ethical issues in, 17, 39*t*, 39–40
ethnographic, 29*t*
experimental, 35, 36*t*, 38
hypothesis in, 27
longitudinal, 35–37, 36*t*. *See also* Longitudinal research
neurobiological, 122–124, 123*f*, 123*t*
in normative approach, 14–15
observational, 28–30, 29*t*
rights of participants in, 39*t*, 39–40
risks and benefits of, 40
scientific verification of theories in, 5
self-report measures in, 29*t*, 30
sequential designs, 36*t*, 38, 38*f*
strengths and limitations of common methods, 29*t*
on temperament, 191
violation-of-expectation method in, 155, 158–161
Residential communities, older adults in, 618–619, 631
Resilience, 10–11
in authoritative child-rearing style, 280
in birth complications, 106
definition of, 10
in emerging adulthood, 467–469
in late adulthood, 605, 608, 623
in middle childhood, 354
Resistant attachment, 198
and romantic relationships of adults, 474
Resource room, 322
Resources for Enhancing Alzheimer's Caregiver Health (REACH) initiative, 587
Respiratory system
death rate from disorders of, 579, 579*f*
in early adulthood, 436
in late adulthood, 570–571, 579
in newborn, Apgar Scale on, 98*t*
in physical changes of aging, 435*t*, 436, 570–571
sudden infant death syndrome in disorders of, 110
Respite services
for caregivers of older adults with dementia, 587
in elder maltreatment prevention, 628
Restoration task in grief process, 660
Reticular formation in early childhood, 218, 218*f*
Retina
in infancy, 113
in late adulthood, 569
Retirement, 629–632
adjustment to, 630–631
average age of, 556, 629
bridge jobs to, 629
cognitive changes in, 596
community service and volunteer work in, 607
decision making on, 629–630, 630*f*
planning for, 556–558, 629–630
residential communities in, 618
Third Age in, 607
Retrieval of information from long-term memory, 162
Reversibility
in concrete operational stage, 299
in preoperational stage, 229
Rheumatoid arthritis, 580–581
Rh factor incompatibility, 93, 101
Riboflavin deficiency in adolescence, 372
Right-handedness, 217–218
Rights
adolescent understanding of, 409–410
childhood understanding of, 337
in death and dying issues, 654–659
of research participants, 39*t*, 39–40
Risks and benefits of research, 40
Risk-taking behavior in adolescence, 367–368, 368*f*, 387, 388
Rituals and ceremonies
in mourning, 664
in puberty onset, 369
respect for older adults in, 574–575
Road Scholar program, 597–598
Rods and cones, 503
Role confusion and identity in adolescence, 16*t*, 402
Romania
early deprivation of orphan children in, 125–127, 127*f*
teenage pregnancy in, 378*f*
voluntary active euthanasia beliefs in, 656
Romantic relationships
in adolescence, 420*f*, 420–421
childhood attachment patterns affecting, 474
cultural influences on, 475–476
in early adulthood, 445–446, 472–476
in friendships, 477
mate selection in, 472–473, 475
Rooting reflex, 106, 107*t*, 206
Rothbart model of temperament, 190–191, 191*t*
Rough-and-tumble play, 297–298
Rubella, 221
in pregnancy, 90, 91*t*
Running, age-related changes in, 436–437, 437*f*
Rural areas, community influences in, 64
in late adulthood, 616–617
Russia
personality traits in, 542
poverty rate in, 68*f*

S

Sadness in infancy, 186
Safety seats in cars, 221, 222
Same-sex friendships, 417–418, 476–477
Same-sex marriage, 479–480
Samoans
adolescence of, 362
overweight and obesity, 440
Sandwich generation, 549
Satisfaction
in job, 553–554, 554*f*
in marital relationship, 446, 481*t*, 481–483, 484–485, 543–544, 620–621
SAT scores, sex differences in, 389
Saudi Arabia, death concept in, 645
Scaffolding, 303
in sociocultural theory, 167, 234, 235, 237
Scale errors, 207
Schemes in cognitive development, 152, 154
Schiavo, Terri, 654, 655, 656
Schizophrenia
adoption studies of, 70, 73
heritability research on, 70
Scholastic Assessment Test (SAT) scores, sex differences in, 389
School phobia, 352
Schools
academic achievement in, 392–396. *See also* Academic achievement
achievement attributions in, 333–334
adult learners in, 526–527
bilingual programs in, 317–318
bullying in, 342
career-related curriculum in, 393–394
child-centered programs in, 244, 245
children with special needs in, 322–323
and civic engagement, 413
class size in, 318
cliques and crowds in, 419–420
cognitive self-regulation in, 307
college, 454–455. *See also* College experience
community service opportunities in, 413
concrete operational thought in, 301
constructivist classrooms in, 319
cooperative learning in, 320, 322
corporal punishment in, 283
delinquency prevention and treatment strategies in, 425–426
dropping out from, 396–397, 455
educational philosophies in, 319–320
ethnic and racial diversity in, 339, 340, 406
gender typing in, 274–276
gifted children in, 322–323
graduation rate from, 395*f*
grouping practices in, 321–322
heterogeneous groups in, 322
high-quality, signs of, 319
homogeneous groups in, 321
identity development in, 405
inclusive classrooms in, 322
information processing in, 307–309
integration of, 321
international comparisons of, 323–325, 324*t*
just educational environment of, 411–412
learning in, 307–309, 318–325, 391–397
literacy activities in, 242

magnet, 321
mathematics instruction in, 308–309
meals served in, 293
memory strategies in, 306
Montessori, 245
moral development in, 410, 411–412
multigrade classes in, 322
parent partnership with, 393
peer relations in, 342, 343
physical education classes in, 298–299
Piagetian classrooms in, 233
preschool and kindergarten programs in, 244–246
readiness for, 263
reading instruction in, 307–308
recess time in, 298
resource rooms in, 322
service-learning programs in, 413
size of, 396
social-constructivist classrooms in, 319–320
suicide prevention strategies in, 423
teacher–student interactions in, 320–321. *See also* Teacher–student interactions
tracking in, 395
traditional classrooms in, 319
transitions in, 391–392, 392*f*
violent deaths in, 665
Vygotskian classrooms in, 235
zero tolerance policies in, 425–426
Science achievement, sex differences in, 389
Scientific reasoning, 385*f,* 385–386
Scotland, child-rearing styles and academic achievement in, 392
Scripts
dependency–support, 610
independence–ignore, 610
memory of, 238
Scrotum, 80
The Seasons of a Man's Life (Levinson), 470
The Seasons of a Woman's Life (Levinson), 470
Seasons of life theory
on early adulthood, 470
on middle adulthood, 535–536
Seattle Longitudinal Study, 519, 519*f,* 597
Second Age of midlife, 598*n,* 607
Secondary aging, 580
Secondary circular reactions in sensorimotor stage, 153*t,* 154
Secondary friends, 625
Secondary sexual characteristics, 365
Second language learning, 317–318
Second-order false beliefs, 306, 307*f*
Secure base for infant exploration, 187–188
Security of attachment, 197–198, 199–201
child-care facilities affecting, 202–203
and dating, 420
factors affecting, 199–201
and later development, 206, 420, 474
and loneliness, 478
measurement of, 197*f,* 197*t,* 197–198, 198*f*
parent experience of attachment affecting, 201
and peer relations, 263
and romantic relationships of adults, 474
and self-concept, 256
Self-acceptance
of gay, lesbian, and bisexual youths, 377
in late adulthood, 606, 633
in middle adulthood, 538, 539
Self-awareness
in early childhood, 256–258
and empathy, 208
in infancy and toddlerhood, 206–208
scale errors in, 207
and self-conscious emotions, 188–189
Self-care children, 351
Self-concept
in adolescence, 402–403
cultural influences on, 331–332
in early childhood, 256–258
gender identity in. *See* Gender identity
ideal self in, 331
in late adulthood, 574, 576, 606–608, 633
in middle adulthood, 535–536, 538–542
in middle childhood, 330–334
morality in, 411
perspective-taking skills affecting, 330–331
possible selves in, 538, 575, 608
in seasons of life theory, 470, 535–536
self-esteem in. *See* Self-esteem
and social comparisons, 330, 331
storytelling practices affecting, 257
Self-conscious emotions
in early childhood, 258, 259–260
in infancy and toddlerhood, 188–189
in middle childhood, 335
Self-consciousness in adolescence, 386–387
Self-control. *See also* Self-regulation
in early childhood, and moral development, 264
in infancy and toddlerhood, 208–209
Self-disclosure in friendships, 417, 417*f,* 476, 477
Self-efficacy
academic, 307
emotional, 336
in late adulthood, 575, 597
physical, 365, 515–516
social learning theory on, 18
Self-esteem
academic, 307, 331, 332, 333, 403
achievement-related attributions in, 333–334
in adolescence, 371, 387, 391, 402–403
in athletic or physical competence, 296, 331, 332
body image affecting, 371
changes in level of, 331, 402–403
child-rearing practices affecting, 258, 332–333
cultural influences on, 331–332, 333
and dropout rates, 396
in early childhood, 257–258
in ethnic and racial biases, 338
and ethnic identity, 406
and gender identity, 276, 344
hierarchical structure of, 331, 332*f*
in middle adulthood, 553
in middle childhood, 331–334
in obesity, 440, 441
physical appearance affecting, 331
school transitions affecting, 391
Self-fulfilling prophecy, educational, 320–321
Self-help skills in early childhood, 224
Self-recognition, 207
Self-regulation
in adolescence, 367–368, 368*f*
cognitive, 307, 384
in early childhood, and moral development, 264
emotional, 189–190, 259, 336, 605
in infancy and toddlerhood, 208–209
in temperament, 189, 190, 191, 191*t,* 193
Self-report research methods, 29*t,* 30
Semen, 438, 507
Senescence, 432. *See also* Aging
Sensation-seeking behavior in adolescence, 367–368, 368*f,* 387
Sensitive caregiving, 199–200, 201, 206
Sensitive periods of development, 22
of brain, 125–128
in culture-specific learning, 141
deprivation in, 125–127
in language development, 174, 317
teratogen exposure in, 85, 86*f*
Sensorimotor stage, 19, 19*t,* 152, 153–154
circular reactions in, 153, 153*t,* 154
evaluation of, 158–160
imitation in, 156–157, 157*f*
intentional behavior in, 154
mental representation in, 153*t,* 154, 156–158
object permanence in, 154, 155*f,* 155–156
problem solving in, 157
searching for hidden objects in, 154, 155, 156
substages in, 153*t*
symbolic understanding in, 157–158
Sensory register in information processing, 161, 162, 162*f*
Separation, marital. *See* Divorce
Separation anxiety, 196
September 11, 2001 terrorist attacks, 37, 353
Sequential research designs, 38, 38*f*
compared to other research designs, 36*t*
Seriation in concrete operational stage, 300
Serotonin
in Alzheimer's disease, 584, 585
in sudden infant death syndrome, 110
and temperament, 194
Serve America Act, 607
Service-learning programs, 413
Sesame Street, 246
Sex cells, 46–47
Sex chromosomes, 47
abnormalities of, 53
diseases linked to, 49*t*
Sex differences
in achievement attributions, 334
in aggression, 269–270, 271
in aging stereotypes, 516–517, 535
in AIDS, 448
in alcohol use, 444
in athletic activities, 296, 364–365
in attention-deficit hyperactivity disorder, 304
in autobiographical memory, 238
in blended families, 349–350
in body composition of muscle and fat, 363–364, 504
in body proportion changes, 363
in body size, 121
in bullying, 342
in cancer incidence, 510*f,* 511
in cardiovascular disease, 512, 514
in careers, 492, 493–494
in caring for aging parents, 549–550, 550*f*
in childhood injuries, 221
in cliques, 420
in death anxiety, 645*f,* 646
in delinquency, 424
in depression, 421, 422, 612
in divorce, 490, 544, 621, 622
in education on child rearing, 486
in emotional expression, 189
in exercise, 443
in friendships, 340, 417–418, 476, 477, 552, 553, 625
and gender typing, 273–278
in generativity in middle adulthood, 533, 535
in grandparent–grandchild relationship, 546, 547*f,* 548, 627
in hearing loss, age-related, 503
in identity development, 404
in intimacy, 473
in language development, 177
in life expectancy, 564, 565, 566
in marital roles, 480–481, 481*f,* 620
in marital satisfaction, 481, 489, 490, 543–544, 621
in mate selection, 472–473, 487
in mathematical abilities, 388–391, 389*f*
in mental abilities, 388–391, 520
in moral development, 409
in motor development, 225, 296
in number of sexual partners, 446
in older parent–adult child relationship, 626
in osteoporosis, 512–513
in physical growth, 121, 290
in play activities, 201–202, 273–274, 276, 297–298, 344
in puberty, 363, 364, 365–366, 366*f,* 368–369
in relationship with aging parents, 548, 549–550
in religiosity, 465, 609
in remarriage, 622
in reproductive system changes, 365–366, 437–438, 504–507

Sex differences (*cont.*)
in response to divorce of parents, 348, 544
in retirement decisions, 630
in retirement planning, 558
in school transitions, 391
in self-acceptance, 539
in self-control, 209
in self-esteem, 332
in sensory system changes in aging, 568*f*
in sexual abuse, 352
in sexual attitudes and behaviors, 446, 447, 448
in sexual coercion, 448
in sexual maturation, 365–366
in shyness, 36
in sibling relationships, 552
in singlehood, 487
in skeletal changes, age-related, 504
in sleep disturbances, 571
in smoking, 444
in spatial reasoning and skills, 389, 390
stereotyped beliefs on, 343–344. *See also* Gender stereotypes
in stress, 539, 539*f*
in suicidal behavior, 422, 612, 613
in temperament, 193
in verbal abilities, 388
in vocation, 457*t,* 457–459, 536, 553, 555
in widowhood, 622, 623
in X-linked inheritance, 51
Sex education
on contraception, 375
cultural influences on, 373–374
in prevention of teenage pregnancy, 379
and reactions to pubertal changes, 368–369
on sexually transmitted diseases, 377, 447–448
Sex hormones, 363
estrogen. *See* Estrogen
in puberty, 363
and sexual orientation, 376
testosterone, 363, 507
Sex roles. *See* Gender roles
Sex stereotypes. *See* Gender stereotypes
Sex typing. *See* Gender typing
Sexual abuse
in adolescent dating relationships, 420–421
consequences of, 353–354
in early adulthood, 448–449
in early childhood, 281, 355
eyewitness memory of children on, 355
in late adulthood, 627
in middle childhood, 352–354, 355
prevention and treatment of, 354
Sexual attitudes and behavior, 373–380
coercion in, 448–449
and contraceptive use, 375, 375*f,* 446
cultural influences on, 373–374, 376
divorce of parents affecting, 348
in early adulthood, 445–449
frequency of intercourse in, 446, 509, 578, 579*f*
in late adulthood, 578–579, 579*f*
in middle adulthood, 504, 509, 541
in passionate love, 473
psychosexual theory of Freud on, 15–16
sexual abuse affecting, 353–354
and sexually transmitted diseases, 376–377
and sexual orientation, 375–376
and teenage pregnancy, 378–380
trends in, 374, 374*f*
Sexual characteristics, primary and secondary, 365
Sexual coercion, 448–449
prevention and treatment of, 449
Sexual dysfunction
in early adulthood, 446
in middle adulthood, 507
Sexual identity of homosexual youths, 375–377
Sexually transmitted diseases
in adolescence, 376–377
AIDS. *See* AIDS
in early adulthood, 447–448
Sexual maturation, 365–366
hormone changes in, 363
Sexual orientation
in adolescence, 375–377
of children of homosexual parents, 492
in early adulthood, 447
of gay, lesbian, and bisexual. *See* Gay, lesbian, and bisexual people
and identity development, 376–377, 405
and suicidal behavior, 376
Shame
in early childhood, 259, 260
in infancy and toddlerhood, 16*t,* 184, 188, 189
in suicidal loss, 661
Shape bias in vocabulary development, 248
Shinto beliefs about death, 641
Shiva mourning period, 664
Short-term memory in information processing, 161, 162, 162*f*
Shyness, 192
and adjustment, 195, 195*f*
cultural influences on, 195, 195*f*
longitudinal study of, 36, 37
neurobiological correlates of, 192
temperament in, 191, 193, 195
Siblings
in adolescence, 416
arrival of new sibling, 204–205
attachment patterns of, 201, 204–205
in blended families, 349–350
cross-sectional studies of, 37
death of, 661–662
in early adulthood, 477
emotional understanding of, 258
and false beliefs, 240
as friends, 477
gene–environment correlation in studies of, 72, 72*f*
glaucoma in, 503
in late adulthood, 624
longitudinal studies of, 37
in middle adulthood, 552
in middle childhood, 345–346
number of, 204, 483
and one-child families, 346
play of, 168
rivalry between, 345–346
temperament and personality of, 194
twin. *See* Twins
Sickle cell anemia, 49*t,* 50, 293
Sickle cell trait, 50, 52
SIDS (sudden infant death syndrome), 109, 110, 129, 139, 661
Sierra Leone, life expectancy in, 565
Sign language
in hearing loss, 174, 176, 178
and sensitive periods in language development, 174
Simon, Theodore, 15
Singapore
adolescent suicide rate in, 422
infant mortality rate in, 105*f*
life expectancy in, 565*f*
Singlehood, 486–487, 623–624
and widowhood, 621, 622–623, 624, 660, 662, 663
Single-parent families
chaos in, 29
in divorce, 347, 349
extended family relationships of, 66
food insecurity in, 132
grandparents in, 547
leave time from employment, 105
in never-married parents, 491
poverty of, 61, 62, 544
in teenage pregnancy, 378
Size of family, 204, 483
Skeletal age, 121, 217
Skeletal system, 435*t*
in early childhood, 217
in late adulthood, 572, 577
in middle adulthood, 504, 512–513
osteoporosis of, 504, 512–513
Skin
age spots of, 503, 572
in late adulthood, 503, 572
in middle adulthood, 503–504
in physical changes of aging, 435*t,* 503–504, 572
Skinner, B. F., 17
Skipped-generation families, 548
Sleep
in adolescence, 368
apnea in, 571
cultural influences on, 128, 129
of fetus, 84
insufficient, weight gain in, 292
in late adulthood, 571
in menopause, 506
of newborn and infants, 108*t,* 108–109, 110, 128
non-rapid-eye-movement, 108, 108*t,* 109, 571
rapid-eye-movement, 108*t,* 108–109, 128
sudden infant death in, 110
Slovenia
infant mortality rate in, 105*f*
life expectancy in, 565*f*
poverty rate in, 68*f*
Slow-to-warm-up temperament, 190
Slow-twitch muscle fibers, 572
Small-for-date infants, 102
Smell sense
in aging, 435*t,* 570
in infancy and toddlerhood, 112–113, 113*f*
Smiling in infancy, 185, 188, 189
Smoking
in adolescence, 380, 381*f*
and attention-deficit hyperactivity disorder, 74, 74*f*
cessation of, 444
in early adulthood, 444
and erectile dysfunction, 579
health consequences of, 436, 444, 510, 571
heart disease in, 436
lung cancer in, 510
osteoporosis in, 513
in pregnancy, 74, 74*f,* 88, 110
and sudden infant death syndrome, 110
taste sense in, 570
telomere length in, 433
Sociability, 192
neurobiological correlates of, 192
parental influences on, 263
in peer relations, 261–262, 263
temperament in, 191, 193
Social clock, 471, 533
Social-cognitive learning theory, 18
Social comparisons
gender identity in, 344
in-group and out-group biases in, 337–338
in middle childhood, 330, 331, 337–338, 344
and self-esteem, 331
Social-constructivist classrooms, 319–320
Social contract orientation in moral development, 408
Social conventions and moral development, 269, 336–337
Social convoy model, 620
Social development. *See* Emotional and social development
Social learning theory, 18, 28*t*
gender identity in, 276
gender stereotypes in, 273
mate selection in, 472
moral development in, 264, 265–268
Social networking sites
in adolescence, 418, 418*f*
in early adulthood, 476
Facebook. *See* Facebook use
in late adulthood, 599, 625, 626
in middle adulthood, 552, 553*f*
online friendships in. *See* Online friendships
romantic partners found on, 445–446
Social order-maintaining orientation in moral development, 408
Social personality, vocational choice in, 456
Social preference measure of peer acceptance, 341
Social prominence measure of peer acceptance, 341, 342
Social referencing in infancy and toddlerhood, 188
Social security benefits, 67, 68, 607, 629, 630, 633

Social smile, 185
Social support
and attachment security of children, 201
in bereavement interventions, 663
for caregivers of older adults with dementia, 587
in caring for aging parents, 551
during childbirth, 99
in child maltreatment prevention, 283
in elder maltreatment prevention, 628
in emerging adulthood, 468
in late adulthood, 567, 611–613, 616–617, 623–625
of never-married childless older adults, 623–624
in obesity treatment, 441
in partner abuse interventions, 483
perceptions of, 613
during pregnancy, 93, 94
of resilient children, 11
in retirement, 631
for returning students, 526–527
in singlehood, 623–624
in widowhood, 623, 624
Social theories of aging, 614–616
Sociocultural theory, 23–24, 233–235
compared to other human development theories, 28*t*
on education, 235, 319–320
evaluation of, 235
on make-believe play, 235
on private speech, 233–234
on scaffolding, 167, 234, 235, 237
on zone of proximal development, 167, 234
Sociodramatic play in early childhood, 227, 235
Socioeconomic status, 61–63
and academic achievement, 395
and access to high quality education, 321
in adolescent pregnancy, 378
and adolescent sexual activity, 375
in affluence, 62–63
and attachment security, 198
and cancer incidence, 510
and child-care quality, 246
and child-rearing practices, 281
and cognitive development, 71–172, 173, 243, 244
and computer use, 247
and delinquency, 424, 425, 426
and departure from parental home, 479
divorce affecting, 347, 349
and dropout rates, 396, 455
and early intervention programs for at-risk preschoolers, 173, 245–246
and emerging adulthood, 466
factors considered in, 61
and family functioning, 61
and grandparent–grandchild relationship, 546–547
and grouping practices in schools, 321
and health in early adulthood, 438–439
and health in late adulthood, 68, 68*f*, 575
and health in middle adulthood, 509
and IQ, 173, 243, 312, 314
and knowledge development, 314
and life expectancy, 565, 566
and lifelong learning programs, 598
and mathematics skills, 243
and myopia, 293
and neighborhood influences, 63–64
and nutrition problems, 220
in poverty, 61–62. *See also* Poverty
and pubertal growth variations, 366–367, 371
and reading skills, 242, 242*f*
and religious activities, 609
and retirement decisions, 630
and self-esteem, 332, 334
and service-learning programs, 413
of single-parent families, 491
and storytelling practices, 257
and stress, 449–450
and teacher–student interactions, 320
and television viewing time, 247
and vocabulary development, 178
and vocational choice, 457
Socioemotional selectivity theory of aging, 615–616, 626
retirement in, 631
Somatic mutation, 52, 510
Soothing of child
in crying, 109–111, 112
and emotional self-regulation, 189
South Africa
adoption by gay and lesbian families in, 492
marriage of same-sex couples in, 479
unintentional childhood injuries in, 221*f*
South Korea
college education in, 455
infant mortality rate in, 105*f*
life expectancy in, 565*f*
partner abuse in, 483*f*
personality traits in, 542
unintentional childhood injuries in, 221*f*
Spain
adolescent contraceptive use in, 375*f*
adolescent suicide rate in, 422
adoption by gay and lesbian families in, 492
departure from parental home in, 545
divorce rate in, 347*f*
infant mortality rate in, 105*f*
life expectancy in, 565*f*
poverty rate in, 68*f*
unintentional childhood injuries in, 221*f*
Spatial reasoning and skills, 390, 390*f*
in concrete operational stage, 300, 300*f*
early brain injury affecting, 126
lateralization of brain functions in, 126
in multiple intelligences theory, 312*t*, 323
sex differences in, 389, 390
Special needs, teaching children with, 322–323
Special Supplemental Food Program for Women, Infants, and Children, U.S. (WIC), 92
Spectroscopy, near-infrared (NIRS), 123*f*, 123*t*, 124
Speech
egocentric, 233
first sounds of, 175–177
infant attention to, 113
infant-directed, 178–179
infant perception of, 141–142
inner, 234
in late adulthood, 594
private, 233–234
telegraphic, 177
two-word utterances in, 177
Speed of information processing, 162, 519, 520–521, 521*f*, 589, 596
Sperm, 46, 47, 80
age-related changes in, 438, 507
and conception, 80
in middle adulthood, 507
in reproductive technologies, 54, 55
Spermarche, 366, 366*f*
reactions to, 368–369
Spina bifida, 92
Spirituality
death concept in, 645, 649–650
in emerging adulthood, 465*f*, 465–466
in late adulthood, 608–610, 633
Spock, Benjamin, 15, 129
Sports activities, 295, 296–297. *See also* Athletic activities
Spouses. *See* Marital relationship
Stability genes in cancer, 510
Stages of development
cognitive, 18–20, 19*t*
concrete operational. *See* Concrete operational stage
in discontinuous perspective, 6
formal operational. *See* Formal operational stage
in middle adulthood, 537
moral, 407–409
preoperational. *See* Preoperational stage
psychosexual, 15–16, 16*t*, 256
psychosocial, 16, 16*t*
sensorimotor. *See* Sensorimotor stage
in sociocultural theory, 24
Stagnation versus generativity in middle adulthood, 16*t*, 532–535
Standardization of intelligence tests, 169
Stanford-Binet Intelligence Scale, 15, 309–310
States of arousal in infants, 108*t*, 108–112, 128
Statistical learning capacity in infants, 142
Stepfamilies, 349–350, 490–491
Stepping reflex, 106–107, 107*t*
Stereotypes
of aging, 566, 570, 574–575, 576, 606, 625
ethnic and racial, 406
gender-related. *See* Gender stereotypes
and stereotype threat, 314–315, 315*f*, 321, 389, 574
Sternberg triarchic theory of successful intelligence, 310–311, 311*f*, 523
Steroids, anabolic, adolescents using, 364
Stimulant drug use
in adolescence, 380
in attention-deficit hyperactivity disorder, 305
Storytelling practices, cultural variations in, 257
Stranger anxiety, 186–187
Strange Situation procedure for measuring attachment security, 197, 197*t*, 198, 198*f*, 199, 202
Stress
acculturative, 406, 416
in adolescence, 362, 416, 419
in attending child-care center, 203
in bereavement, 661
of bullying victims, 342
for caregivers of older adults with dementia, 585, 586–587
in caring for aging parents, 550–551
in childbirth, 97
of child maltreatment victims, 283
coping strategies in, 514–515. *See also* Coping strategies
cortisol levels in. *See* Cortisol
depression in, 422
in divorce of parents, 347, 348
in early adulthood, 449–450, 469
in early deprivation, 127
in ethnic and political violence, 353
exercise benefits in, 443, 516
in family circumstances, 416, 416*t*
of grandparents rearing grandchildren, 548
health effects of, 437, 449–450, 571
immune response in, 437, 571
job burnout in, 554
in late adulthood, 568, 571, 611
male fetal death rate in, 51
in middle adulthood, 513, 514–515, 516, 539, 539*f*, 544
in middle childhood, 352
in pain of infants, 112
in poverty, 62, 303
in pregnancy, 92–93, 94
resilience in, 10–11, 354
in retirement, 630
of returning students, 526
sex differences in, 539, 539*f*
of shy children, 192
in singlehood, 487
suicidal behavior in, 422–423
telomere length in, 433
in unemployment, 556
working memory capacity in, 303
Stress hormones. *See* Cortisol
Stroke, 579*f*, 579–580
brain plasticity in, 126
dementia in, 585–587
signs and symptoms of, 586
Structured interviews research method, 29*t*, 30
Structured observation research method, 29*t*, 29–30
Subcultures, 65
Subjective age, 535, 573

Substance abuse
in adolescence, 364, 370, 376, 380–381, 419, 420
in affluence, 62
AIDS in, 377
of alcohol. *See* Alcohol use and abuse
of anabolic steroids, 364
and dating, 420
in early adulthood, 444–445, 465
in early pubertal maturation, 370
of lesbian, gay, and bisexual youths, 376
in peer group, 419, 420
during pregnancy, 86–89, 110
prevention and treatment of, 381
and smoking. *See* Smoking
Subtraction problems in mathematics, 308, 309
Sucking reflex, 106, 107*t*, 133*f*, 133–134
Sudden infant death syndrome (SIDS), 109, 110, 129, 139, 661
Suggestibility affecting eyewitness memory of children, 355
Suicide
in adolescence, 422–423
assisted, 654*t*, 658–659
bereavement of survivors in, 661
in clusters, 423
in early adulthood, 438*f*
of homosexual youths, 376, 422
in incurable illness, 613
in late adulthood, 611, 612–613
of maltreatment victims, 283
in obesity, 292
prevention and treatment strategies, 423, 423*t*, 613
warning signs in, 613
Sun exposure, skin aging in, 504
Superego, 15, 256, 264
Surrogate motherhood, 54–55
Swaddling of infants, 109
Sweden
adoption by gay and lesbian families in, 492
assistive technology in, 574
caring for aging parents in, 551
cohabitation in, 488
corporal punishment in, 283
divorce rate in, 347*f*
family size in, 483
health care in, 574
home births in, 99
immunization rate in, 221
infant mortality rate in, 105*f*
language development in, 178
life expectancy in, 565, 565*f*
long-term care for older adults in, 588
marital roles in, 480
math achievement scores in, 389*f*
parental leave in, 104
poverty rate in, 62, 68*f*
retirement programs in, 630
teenage pregnancy in, 378*f*
unintentional childhood injuries in, 221*f*
Swimming, 72, 92, 436, 513, 540
Switzerland
academic achievement in, 324
adolescent contraceptive use in, 375*f*
adolescent pregnancy in, 378*f*
assisted suicide in, 658
high school graduation rate in, 395*f*
infant mortality rate in, 105*f*
life expectancy in, 565*f*
partner abuse in, 483*f*
poverty rate in, 68*f*
vocational education in, 459
Symbolic understanding
dual representation in, 227–228
in preoperational stage, 227–228
in sensorimotor stage, 157–158
Sympathy, 260–261
Synapses, 121, 121*f*, 122
pruning process, 122, 217, 450
Syphilis in pregnancy, 91*t*
Systems approach
in dynamic systems perspective, 8. *See also* Dynamic systems perspective
in ecological systems theory, 24–27
family as system, 59, 415

T

Taiwan
academic achievement in, 324, 324*t*
infant mortality rate in, 105*f*
life expectancy in, 565*f*
play activities in, 261
Talent and creativity, 323
Taste sense
in infancy and toddlerhood, 112–113
in physical changes of aging, 435*t*, 570
Tau in neurofibrillary tangles, 584
Taxonomic categories as memory strategy, 304
Tay-Sachs disease, 49*t*, 53, 58–59
T cells, 437, 571
Teacher–student interactions, 320–321
achievement attributions in, 333–334
class size affecting, 318
in college experience, 455, 457–458
and dropout rates, 396
gender typing in, 274–276, 278
in just educational environment, 411–412
in school transitions, 392
self-fulfilling prophecies in, 320–321
in social-constructivist classrooms, 320
suicide prevention strategies in, 423
and vocational choice, 457
Teenage pregnancy and parenthood, 378–380, 416*t*
and contraceptive use, 375
incidence of, 378, 378*f*
intergenerational continuity in, 379
interventions in, 379–380
Nurse–Family Partnership in, 94
prenatal development in, 93, 94
prevention strategies, 379
Teen Outreach, 379
Teeth
decay problems, 217
in middle childhood, 290
permanent, 217
primary or baby, 217
Telegraphic speech, 177
Television, 159
daily viewing time, 132, 159, 247, 271*f*, 292, 292*f*
educational programs on, 159, 246–247
infant and toddler learning from, 159
and media multitasking, impact on learning, 394
and obesity, 132, 292, 292*f*, 440
roles of older adults on, 574
sexual content of programs on, 374
and video deficit effect, 159
violence on, 270–271, 271*f*
Telomerase, 433
Telomeres, 432, 433, 433*f*
length of, 433
Temperament
and attachment security, 200
and child-rearing practices, 192, 194–195
cultural variations in, 193, 194–195
definition of, 190
and delinquency, 425
and effortful control, 189, 191, 191*t*, 193, 209
and emotional self-regulation, 189
and empathy, 260
environmental influences on, 193–194
genetic influences on, 193–194
in infancy and toddlerhood, 190–195
and language development, 177–178
measurement of, 191
models of, 190–191, 191*t*
and moral development, 265
New York Longitudinal Study of, 190
of resilient children, 10–11
and response to divorce of parents, 348
Rothbart model, 190–191, 191*t*
stability of, 191–193
Temper tantrums, 189–190
Temporal lobes, 155, 175, 241, 568
Tentative period in vocational choice, 456
Teratogens, 85–92, 305
Terminal decline in late adulthood, 596–597
Terminal illness
in children, 643, 646, 649
coping with dying in, 646–650
in family member, 648–649
hospice care in, 652–653
informing patient about, 649, 650
personality and coping style in, 648
religious and spiritual beliefs in, 650
right to die in, 654–659
Terrorism
bereavement overload in, 662–663
impact on children, 353
Tertiary circular reactions in sensorimotor stage, 153*t*, 154
Testes, 80, 363, 366, 366*f*
Testimony, eyewitness, by children, 355
Testing methods, 29*t*, 30
on intelligence. *See* Intelligence tests
practice effects in, 37
Testosterone
in middle adulthood, 507
in puberty, 363
Text messaging, 394, 418
Thalidomide, 86
Thanatology, 640
music, 653
Theories of development, 5–27, 28*t*. *See also specific theories*
on attachment, 5
behaviorism, 17
cognitive-developmental, 18–20
comparison of, 27, 28*t*
as continuous or discontinuous process, 6, 6*f*
on course of development, 6–7
definition of, 5
developmental cognitive neuroscience, 21–22
ecological systems, 24–27
ethology, 22
evolutionary developmental psychology, 22–23
historical foundations of, 14–20
information processing, 20–21
psychoanalytic, 15–17
recent perspectives, 20–27
on relative influence of nature and nurture, 7
scientific verification of, 5
social learning, 18
sociocultural, 23–24
Theory of mind
in autism, 241
in early childhood, 238–240
in middle childhood, 306–307, 307*f*
Third Age, 598, 598*n*, 607
Third-party influences in ecological systems theory, 25, 60
Three-mountains problem, 228, 228*f*
Thymus, 437
Thyroid-stimulating hormone (TSH), 219
Thyroxine, 219
in puberty, 363
Time-based prospective memory tasks, 593
Time out as punishment technique, 266–267
Tinbergen, Niko, 22
Tip-of-the-tongue state in late adulthood, 594
Tobacco use. *See* Smoking
Toddlerhood. *See* Infancy and toddlerhood
Toilet training, 184
Tonic neck reflex, 107*t*
Tools of the Mind curriculum, 237
Tooth conditions. *See* Teeth
Topic-associating narrative style, 317
Topic-focused narrative style, 317
Touch
in blindness, 570
in infancy, 103, 112
in intermodal perception, 146
in late adulthood, 570
in physical changes of aging, 435*t*, 570
for preterm infant stimulation, 103, 112

Toxemia of pregnancy, 95
Toxoplasmosis in pregnancy, 91*t,* 92
Tracking, academic, 395
Traditional classrooms, 319
Traditional marriages, 480
Training. *See* Education
Traits
carriers of, 50, 50*f,* 51*f*
dominant and recessive, 48*t,* 48–50, 49*t*
personality. *See* Personality traits
polygenic inheritance of, 52, 69
sickle cell, 50, 52
Transitive inferences in concrete operational stage, 300, 301
Triangular theory of love, 473
Triarchic theory of successful intelligence, 310–311, 311*f*
Tribal and village societies
adolescent initiation ceremonies in, 369
cognitive development in, 236
concrete operational stage in, 301
conservation in, 301
formal operational stage in, 384
gender identity in, 540
hearing loss in, 503
moral development in, 411
mourning in, 664
observation and participation in adult work by children in, 236
sibling relationships in, 552
wisdom in, 595
Trimesters in prenatal development, 81*t,* 83–85
Triplets, 48, 101
Triple X syndrome, 53
Trisomy 21 (Down syndrome), 52–53, 53*f,* 584
Trophoblast, 80*f,* 81, 82
Trust
and attachment, 196
in friendships, 340, 419, 476
and mistrust in psychosocial development, 16*t,* 184
Tuberculosis in pregnancy, 91*t*
Tumor suppressor genes, 510
in breast cancer, 510
Turkey
math achievement scores in, 389*f*
voluntary active euthanasia beliefs in, 656
Turner syndrome, 53
Twins, 47*f,* 47–48
anorexia nervosa of, 372
empathy of, 265
environmental influences on gene expression in, 73
gene–environment correlation in studies of, 72, 72*f*
hand preference of, 218
heritability estimate studies of, 70–71
intelligence quotient of, 313
kinship studies of, 70
life expectancy of, 566
lifespan of, 432
low birth weight of, 101
maternal factors linked to, 47*t*
myopia of, 293
niche-picking of, 72
obesity of, 291
osteoporosis of, 513
physical growth of, 130
puberty of, 366
rheumatoid arthritis of, 580–581
schizophrenia of, 70
sexual orientation of, 375
spatial abilities of, 390
temperament and personality of, 193, 194

U

Ulnar grasp, 139*f,* 140
Ultrasound in pregnancy, 56*t*
Umbilical cord, 82
Unconditioned response, 133, 133*f*
Unconditioned stimulus, 133, 133*f,* 134
Underarm hair growth in puberty, 363, 365, 366
Underextensions in language development, 177
Unemployment, 556
Uninhibited child, temperament of, 191
Unintentional injuries. *See* Injuries, unintentional
Uninvolved child-rearing style, 279*t,* 280
academic achievement in, 392
United Kingdom
adoption by gay and lesbian families in, 492
divorce rate in, 347*f*
family size in, 483
high school graduation rate in, 395*f*
immunization rate in, 221
infant mortality rate in, 105*f*
life expectancy in, 565*f*
marital roles in, 480, 481*f*
overweight and obesity rate in, 291
poverty rate in, 68*f*
teenage pregnancy in, 378*f*
unintentional childhood injuries in, 221*f*
United States
academic achievement in, 388, 389*f*
academic tracks in, 395
adjustment of immigrant youths in, 33
adolescent contraceptive use in, 375, 375*f*
adolescent pregnancy and parenthood in, 378, 378*f,* 379
adolescent sexual activity in, 374, 375, 379
adolescent substance abuse in, 381*f*
adolescent suicide in, 422, 423
age at first marriage in, 479
alcohol use in, 444, 445
assisted suicide in, 658
attachment patterns in, 198*f,* 201, 474
baby boomer generation in, 11
bilingual education in, 317–318
birth complications in, 105–106
breastfeeding in, 16
cancer in, 510, 510*f*
caregiving roles of mothers and fathers in, 201, 202–203
centenarians in, 566
cesarean delivery rate in, 101
child-care facilities in, 171–173
childhood injuries in, 221, 221*f,* 222
childlessness in, 488–489
child maltreatment in, 283, 352
child-rearing costs in, 484
college dropout rate in, 455
concrete operational stage in, 300, 300*f,* 301
corporal punishment in, 283
cultural values and practices in, 65
death anxiety in, 646
delinquency in, 423
dementia in, 582
divorce in, 347, 347*f,* 348
early adulthood health in, 438, 438*f,* 439, 442, 442*f*
early intervention programs in, 245, 246
education in, 317–318, 319, 323–325
environmental pollution in, 90
family size in, 483
fears of children in, 352
fetal monitoring in, 100
first words of infants in, 176–177
gender identity in, 540
gender stereotypes in, 343
health care in, 66, 67, 95, 439, 573
high school graduation rate in, 395*f*
hospice programs in, 652, 653
immunization rate in, 221
indicators of children's health and well-being in, 66, 67*t*
individualism in, 65, 469
infant child care in, 172, 202
infant mortality rate in, 104, 105*f*
job burnout in, 554
job training in, 396, 459
leading causes of death in, 438, 438*f,* 509, 509*f,* 579, 579*f*
lesbian, gay, and bisexual people in, 376, 447, 479, 486
life expectancy in, 8, 564, 565, 565*f*
lifelong learning in, 598
loneliness in, 478, 618
marital roles in, 480, 481*f*
marriage of same-sex couples in, 479
maternal age in, 93
mathematics instruction in, 309
middle adulthood health in, 509, 509*f*
middle-aged children and aging parents in, 547, 549, 551
midlife emotional and social development in, 532, 538, 543
never-married single parents in, 491
nursing homes in, 589
nutrition in, 220, 291
overweight and obesity rate in, 291, 367, 440, 441, 441*f*
parental leave from employment in, 105, 485
partner abuse in, 483*f*
place of death in, 650
poverty rate in, 61, 62, 68*f,* 544
prenatal health care in, 95, 100
preschool programs in, 244, 245, 246
professions of women in, 457, 457*f,* 555
puberty in, 370
public policies for children and elderly in, 65, 66, 67, 68
reproductive technologies in, 54, 55
retirement in, 556, 557, 630
scaffolding in, 234
self-care children in, 351
sexual abuse in, 352
sexually transmitted diseases in, 376, 447
singlehood in, 486
sleep patterns of infants in, 128
Strange Situation reactions of infants in, 198*f*
sudden infant death syndrome in, 110
teacher–student interactions in, 276
television programs in, 270, 271
temperament of children in, 193
twins in, 48
unintentional childhood injuries in, 221, 221*f,* 222
voluntary active euthanasia in, 656, 656*f*
Universal ethical principle orientation in moral development, 408
Universal grammar, 174
University education. *See* College experience
University of the Third Age, 598
Urban areas, community influences in, 64
in late adulthood, 616–617
Uruguay
adoption by gay and lesbian families in, 492
corporal punishment in, 283
Usefulness, sense of, in late adulthood, 576
Uterus, 80, 80*f,* 81
age-related changes in, 437
contractions in childbirth, 96, 97*f*
Utku Indians, moral development in, 264

V

Vaccinations, 90, 220–221
Vaillant, George, on adaptation to life, 470–471, 536
Values, cultural. *See* Cultural influences
Variables in research, 35
dependent, 35
independent, 35
V-chip for television, 271
Vegetative state, persistent, 641, 654
recognition of living will in, 655
Verbal abilities
cohort effects in, 518, 518*f*
sex differences in, 388
Verbal aggression, 269
Verbs, and grammatical development, 249
Vernix, 83
Victims
of child maltreatment, 352, 353–354
of elder abuse, 628
of partner abuse, 483
of peer bullying, 342
of sexual coercion, 448–449
Video deficit effect, 159
Video games, violence in, 271

Video viewing
infant and toddler learning from, 159
interactive experiences in, 159
Vietnam
immigrant youths from, 32, 33
unintentional childhood injuries in, 221*f*
Vietnamese Americans, intelligence definition of, 311
Village societies. *See* Tribal and village societies
Violation-of-expectation research method, 155, 158–161
on numerical knowledge, 160, 160*f*
on object permanence, 155, 155*f*
on physical knowledge, 159
Violence
bereavement interventions in, 665
bereavement overload in, 662
in family, risk for elder maltreatment in, 628
fear of, in late adulthood, 617
in juvenile delinquency, 423, 424
in partner abuse, 482–483, 483*f*
in sexual coercion, 448–449
on television, 270–271, 271*f*
in video games, 271
war-related, impact on children, 353
Viral diseases
AIDS. *See* AIDS
in pregnancy, 90–91, 91*t*
Vision
color, 113, 142, 503
and depth perception, 142–144, 143*f*
and face perception, 125, 145, 145*f*
genetic factors affecting, 48*t*
in infancy and toddlerhood, 113, 142–145
in intermodal perception, 146
in late adulthood, 568*f,* 569, 581
in middle adulthood, 502–503
in middle childhood, 293
and pattern perception, 144, 144*f*
in physical changes of aging, 435*t,* 502–503, 568*f,* 569
Visual acuity
in infancy, 113, 142
in late adulthood, 569
Visual cliff, 142, 143*f*
Vital capacity of lungs, 436, 437
Vitamins
in adolescence, 372
in early adulthood, 434
in early childhood, 220
in late adulthood, 569, 577
in middle adulthood, 504, 513
in osteoporosis, 513
in pregnancy, 87, 92
Vitreous changes
in late adulthood, 569
in middle adulthood, 502–503
Vocabulary
and categorization skills, 166
coalition of cues in development of, 249
comprehension and production of, 177
cultural influences on, 178, 248, 314
decoding of, 308
in early childhood, 248–249, 258
and emotional self-regulation, 189
emotion words in, 258
fast-mapping process in development of, 248
first words in, 176–177
and grammatical development, 249–250
growth of, 177, 248, 316
learning strategies for, 248–249
metaphors in, 248
in middle childhood, 316
two-word utterances in, 177
types of words in, 248
word coinage in, 248
Vocation. *See also* Employment
apprenticeship programs on, 459
burnout from job stress in, 554
and career changes at midlife, 555–556
choice of, 455–459, 525
and cognitive development, 525–526
educational preparation for, 393–394, 395, 396, 459, 554–555
glass ceiling in, 555
and job satisfaction, 553–554, 554*f*
in middle adulthood, 525–526, 536, 553–558
and nontraditional careers of men, 458
and retirement planning, 556–558
tracks for, 395
Voice
effortful control of, 193
and emotional expression, 185, 188
fetal response to, 85
hearing loss affecting perception of, 503
infant response to, 113, 146, 147, 165, 188, 196
in preterm infant stimulation, 103
in puberty, 366, 366*f*
Voluntary active euthanasia, 654*t,* 656–658, 659
public opinion on, 656, 656*f*
Volunteer work
in adolescence, 413
and civic engagement, 413
in early adulthood, 466
in late adulthood, 567, 607, 631, 632*f*
in middle adulthood, 541
in middle childhood, 339
and resilience, 11
in retirement, 631, 632*f*
Voting participation
in early adulthood, 466
in late adulthood, 632
in middle adulthood, 533
Vygotsky, Lev, 23
sociocultural theory of, 23–24, 28*t,* 167, 233–235, 237, 319–320

W

Walking
in early childhood, 223
in infancy, 133–137, 138, 139
and stepping reflex, 106–107, 107*t*
War, and impact of violence on children, 353
Water, fluoridated, 217
Watson, John, 17
Wear-and-tear theory on biological aging, 432
Wechsler Intelligence Scale for Children, 309, 310
Weight
in anorexia nervosa, 372
at birth, low, 101–105. *See also* Low birth weight
in early adulthood, 439–442
in early childhood, 216
genetic factors affecting, 130
in infancy and toddlerhood, 120, 121, 131–132
in late adulthood, 572
in middle adulthood, 504, 516
in middle childhood, 290, 290*f,* 291–293
in obesity. *See* Obesity
in physical changes of aging, 435*t,* 572
in puberty, 363, 366*f,* 367
sleep affecting, 292
Welfare benefits, 65, 66, 94
in adolescent pregnancy and parenthood, 378
Well-being
and health. *See* Health
international comparisons of indicators on, 66–67, 67*t*
psychological. *See* Psychological well-being
White Americans. *See* Caucasian Americans
White blood cells
in immune system, 437
telomere length in, 433
Whole-language approach to reading, 308
Whooping cough, 221
WIC (Special Supplemental Food Program for Women, Infants, and Children), 92
Widowhood, 621, 622–623, 624
bereavement in, 660, 662, 663
Wisdom, 9
in late adulthood, 595–596
Withdrawal of privileges as punishment technique, 267
Withholding or withdrawal of life-sustaining treatment, 654–656
Work. *See* Employment
Working memory, 301, 302–303
capacity of, 161, 162, 302–303
in information processing, 161, 162, 302–303
and intelligence quotient, 310
in late adulthood, 591, 594
in middle adulthood, 522
in middle childhood, 301, 302–303
in neo-Piagetian theory, 301
World Health Organization, 130
World Trade Center terrorist attacks, 37, 353
Writing
and early printing, 225
and emergent literacy, 240–242, 242*f*
in middle childhood, 295
sex differences in, 388, 457

X

X chromosome, 47
abnormalities of, 53
diseases linked to, 49*t,* 50–51, 51*f*
in fragile X syndrome, 51
XX chromosomes, 47
XXX syndrome, 53
XY chromosomes, 46, 46*f,* 48
XYY syndrome, 53

Y

Y chromosome, 47
abnormalities of, 53
Yolk sac, 81
Yoruba of Nigeria, Alzheimer's disease in, 584–585
Young–old developmental tasks in seasons of life theory, 535
Yucatán Mayans
childbirth practices of, 98
menopause of, 508
observational learning of, 236
Yurok Indians, breastfeeding and child-rearing practices of, 16–17

Z

Zambia, child-rearing practices and newborn behavior in, 114
Zero tolerance policies, 425–426
Zinacanteco Indians
adult guidance and child learning among, 24
concrete operational stage of, 301
make-believe play of, 168
motor development of infants, 139
Zinc, 220, 577
Zone of proximal development, 179
sociocultural theory on, 167, 234, 320
Zygote, 46, 80*f,* 80–82
in fraternal or dizygotic twins, 47
in identical or monozygotic twins, 48
teratogen exposure affecting, 85, 86*f*